
What Will My Model Forget?

Forecasting Forgotten Examples in Language Model Refinement

Xisen Jin¹ Xiang Ren¹

Abstract

Language models deployed in the wild make errors. However, simply updating the model with the corrected error instances causes catastrophic forgetting—the updated model makes errors on instances learned during the instruction tuning or upstream training phase. Randomly replaying upstream data yields unsatisfactory performance and often comes with high variance and poor controllability. To this end, we try to forecast upstream examples that will be forgotten due to a model update for improved controllability of the replay process and interpretability. We train forecasting models given a collection of online learned examples and corresponding forgotten upstream pre-training examples. We propose a partially interpretable forecasting model based on the observation that changes in pre-softmax logit scores of pretraining examples resemble that of online learned examples, which performs decently on BART but fails on T5 models. We further show a black-box classifier based on inner products of example representations achieves better forecasting performance over a series of setups. Finally, we show that we reduce forgetting of upstream pretraining examples by replaying examples that are forecasted to be forgotten, demonstrating the practical utility of forecasting example forgetting.

model (Raffel, 2023). Although a few steps of parameter updates are usually sufficient to correct errors (De Cao et al., 2021), a main obstacle is catastrophic forgetting, *i.e.*, massive misprediction of previously learned examples (Robins, 1995). To combat forgetting, a prevalent practice in model refinement or continual learning algorithms is to replay previously learned examples, most of which rely on random sampling from upstream training data (de Masson D’Autume et al., 2019; Jin et al., 2022). However, such practice has shortcomings that (1) they lack interpretability on what previously learned examples are affected due to model updates, and (2) they achieve inferior performance as the replayed examples are not properly targeted.

Few works have tried to analyze or forecast forgotten examples in model updates. Existing work demonstrated the existence of examples that are more prone to forgetting (Toneva et al., 2018; Tirumala et al., 2022; Maini et al., 2022); however, they do not interpret how interactions between two examples contribute to forgetting, *i.e.*, why learning one example causes forgetting of the other. For PTLMs, such interaction is intriguing to humans, as exemplified in Figure 1, where learning an example about public relations causes forgetting of an example in paraphrase detection. This opens up a novel and challenging task of forecasting forgetting based on interactions of two examples without running expensive and repetitive inferences with PTLMs.

The goals of this work are twofold: (1) shedding light on how interactions between two examples contribute to forgetting, and (2) developing effective methods that forecast example forgetting. Toward the goal of interpretability, we explore forecasting forgetting with an interpretable model. With empirical study, we demonstrate the phenomenon of “logit-change transfer”, *i.e.*, the changes in pre-softmax logits of upstream pretraining examples proportionally copy that of online learned examples while fixing an error, causing forgetting of the upstream pretraining example. Motivated by this finding, we build a partially interpretable forecasting model that learns how much logit changes are transferred based on the similarity of two examples. Similar techniques have been applied to track the dynamics of logits during continual learning in recent works (Ramasesh et al., 2020; Karakida & Akaho, 2021; Evron et al., 2022).

1. Introduction

While pretrained language models (PTLMs) have achieved remarkable success in various downstream tasks, it is inevitable that models deployed in the wild still make errors (Lin et al., 2022b; OpenAI, 2023). Fixing errors without retraining the model, known as model refinement (Yao et al., 2021), is crucial for the long-term usability of the

¹University of Southern California. Correspondence to: Xisen Jin <xisenjin@usc.edu>.

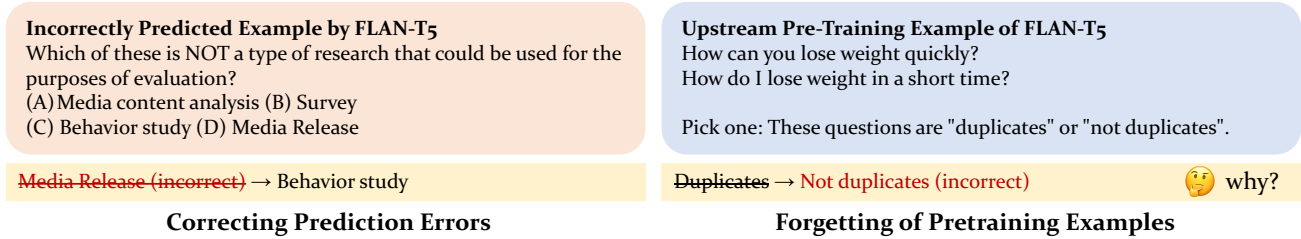


Figure 1: Intriguing patterns of example forgetting while correcting prediction errors in FLAN-T5. Fixing errors in a question related to public relations flip the prediction on an example from the paraphrase detection task. It is hard to interpret forgetting solely from human understanding of textual (dis)similarity, or conflicting skills required for answering the question.

Experiments show that the forecasting model is effective on BART0 (Lin et al., 2022a; Lewis et al., 2019) but fails on FLAN-T5 (Chung et al., 2022). We then examine whether a black-box model can achieve better forecasting performance than the interpretable model. We show that a model based on inner products of trainable representations of two examples could achieve decent forecast accuracy across a series of setups.

We further demonstrate the practical utility of forecasting forgotten examples. At inference time, the forecasting model is highly computationally efficient and does not require inference with PTLMs. By replaying examples predicted to be forgotten, we reduce catastrophic forgetting compared to replaying random examples. The approach is a significantly efficient alternative of replaying exact forgotten examples and achieves better performance than alternative example selection strategies in prior continual learning works (Aljundi et al., 2019a; Yoon et al., 2022).

To summarize, our contributions are threefold: (1) a novel problem setup of forecasting forgotten examples in model refinement, (2) a partially interpretable and a black-box model for forecasting forgetting, and (3) a model refinement algorithm with reduced forgetting by replaying examples predicted to be forgotten.¹

2. Forecasting Forgotten Examples

We set up a formal problem formulation of forecasting examples that will be forgotten in model refinement. We assume that a base language model (LM), f_0 , is pretrained on a collection of upstream data D_{PT} . We also assume f_0 to be an instruction-tuned model (Chung et al., 2022) that can perform diverse natural language tasks in D_{PT} in a format of sequence-to-sequence generation. We measure Exact Match (EM) score of a model f on a dataset D , defined as $EM_{D,f} := |\{\langle x, y \rangle \in D \mid f(x) = y\}| / |D|$, where x is the input text and y is the ground truth answer.

¹Code is available at <https://inklab.usc.edu/lm-forgetting-prediction/>

Model Refinement. We evaluate the LM f_0 on a new task and collect all the mispredicted examples, noted as D_R . For each $\langle x_i, y_i \rangle \in D_R$, we fine-tune the language model f_0 for K steps and obtain an updated model f_i for each of $\langle x_i, y_i \rangle$. We evaluate **Edit Success Rate**, defined as $|\{\langle x_i, y_i \rangle \in D_R \mid f_i(x_i) = y_i\}| / |D_R|$, i.e., the proportion of examples that produces correct answers after model updates. After fine-tuning on each of $\langle x_i, y_i \rangle$, we measure **EM Drop Ratio** on D_{PT} , defined as $(EM_{D_{PT},f_i} - EM_{D_{PT},f_0}) / EM_{D_{PT},f_0}$. To train our forecasting model, we consider fixing one error at a time; we involve sequential model updates for evaluation later in our experiments.

Forecasting Forgetting. Due to forgetting, among the subset of upstream pretraining examples in D_{PT} that are correctly classified by the base pretrained LM f_0 , $\hat{D}_{PT} := \{\langle x_j, y_j \rangle \in D_{PT} \mid f_0(x_j) = y_j\}$, examples may get correct or incorrect predictions after updating f_0 on $\langle x_i, y_i \rangle$. For each online learned example $\langle x_i, y_i \rangle$, we collect forgotten upstream pretraining examples, $D_{PT}^{Fgt,i} := \{\langle x_j, y_j \rangle \in \hat{D}_{PT} \mid f_i(x_j) \neq y_j\}$ and those not forgotten, $D_{PT}^{Non-Fgt,i} = \hat{D}_{PT} \setminus D_{PT}^{Fgt,i}$. The task of forecasting forgetting is a binary classification problem $g : \langle x_i, y_i \rangle, \langle x_j, y_j \rangle \mapsto z_{ij} \in \{0, 1\}$ where the positive class corresponds to $\langle x_j, y_j \rangle$ being forgotten upon learning $\langle x_i, y_i \rangle$. We note that although the ground truth of forgotten upstream pretraining examples can be directly obtained by running inference on \hat{D}_{PT} with the updated model f_i , it can be very inefficient and repetitive assuming a large \hat{D}_{PT} and \hat{D}_R . We expect the forecasting function g to be computationally efficient, and prohibit g from running full inference over \hat{D}_{PT} repetitively for each online learned example $\langle x_i, y_i \rangle \in D_R$.

Training and Evaluation of Forecasting Methods. We partition the set of online learned examples into disjoint subsets D_R^{Train} and D_R^{Test} . Given a trainable forecasting model g of example forgetting, we train g using $\langle D_R^{Train}, D_{PT} \rangle$ and evaluate it with $\langle D_R^{Test}, D_{PT} \rangle$. We also evaluate out-of-domain generalization performance of g where D_R^{Train} and D_R^{Test} are from different tasks.

3. Methods

The key to the challenge of forecasting forgetting is to develop a computationally efficient and reliable forecasting function g ; Furthermore, a self-interpretable g could help humans understand why an example is forgotten (Miller, 2017). The interpretability, by definition, requires extracting a simpler human-understandable (but probably approximate) pattern behind forgetting. A counterexample is forecasting forgetting with inner products of gradients of upstream and online examples (Lopez-Paz & Ranzato, 2017; Aljundi et al., 2019b), which is neither computationally efficient nor produces a much simpler pattern. In this section, we introduce two (partially) interpretable approaches for forecasting forgetting inspired by empirical findings about frequently forgotten examples and logit changes of examples. We also present a black-box but efficient forecasting model based on inner products of low-dimensional representations.

3.1. Frequency-Threshold based Forecasting

Existing study by Toneva et al. (2018); Maini et al. (2022) shows existence of examples that are more prone to be forgotten than the others. Following these findings, we set up a baseline that predicts positive if the example is forgotten more than a preset frequency threshold γ in D_R^{train} .

$$g(\langle x_i, y_i \rangle, \langle x_j, y_j \rangle) = \mathbb{1}[\{j \in 1..J \mid z_{ij} = 1\} \geq \gamma] \quad (1)$$

where $J = |D_{PT}|$ and z_{ij} is the binary indicator of ground truth forgetting. The threshold γ is tuned to maximize its F1 on D_R^{train} . We refer to the approach as **threshold-based forecasting**. However, this baseline does not capture or interpret how interactions between the online learned example $\langle x_i, y_i \rangle$ and the pretraining example $\langle x_j, y_j \rangle$ contribute to forgetting.

3.2. Logit-Change based Forecasting

As we have seen in Figure 1, it is intriguing to humans why learning an example $\langle x_i, y_i \rangle$ (about public relations) causes model to forgetting an upstream pretraining example $\langle x_j, y_j \rangle$ (about paraphrase detection). We figure out clues by examining logit change (pre-softmax outputs) of two examples after model updates. Figure 2(a) reveals that in the same pair of examples, the logit scores of the some tokens such as “not” and “duplicates” in $\langle x_i, y_i \rangle$ changes significantly, despite that their token *probabilities* after normalization are close to 0. This logit change does not have an effect on the prediction of $\langle x_i, y_i \rangle$; but the problem arises on $\langle x_j, y_j \rangle$ as the logit change partially transfers to the example. In the pretraining example $\langle x_j, y_j \rangle$, the logit change affects the ordering of the top-2 prediction candidates (“not” versus “duplicates”), causing the prediction to flip.

Predicting Logit Changes. A natural question is whether we can predict the proportion of logit changes of $\langle x_i, y_i \rangle$ that

will be transferred to $\langle x_j, y_j \rangle$. We derive the relationships between logit change of the online learned example and the pretraining example with techniques similar to previous work on neural tangent kernels (NTKs) (Lee et al., 2019). We note the output logits of an example x as $\hat{f}(x) \in \mathbb{R}^{TV}$, where T is the output length, and V is the size of the vocabulary. The change of model parameters $\Delta\theta_i = \theta_i - \theta_0$ in the model f after a single step of gradient step on the online learning example $\langle x_i, y_i \rangle$ is $\theta_i - \theta_0 = -\eta \nabla_{\theta} \hat{f}_0(x_i) \nabla_{\hat{f}_0(x_i)} \mathcal{L}(x_i, y_i)$, where \mathcal{L} is the training loss function and η is the learning rate. With the first-order Taylor expansion, the logit change of another example, the upstream example x_j , can be approximated as $\Delta \hat{f}_i(x_j) = \hat{f}_i(x_j) - \hat{f}_0(x_j) = -\eta \Theta(x_j, x_i) \mathcal{L}(x_i, y_i)$, where the kernel $\Theta(x_j, x_i) \in \mathbb{R}^{TV \times TV}$ measures inner products among gradients $\nabla_{\theta} \hat{f}_0(x_j) \nabla_{\theta} \hat{f}_0(x_i)^T$. Similarly, for the online learning example, the logit change is $\Delta \hat{f}_i(x_i) = \hat{f}_i(x_i) - \hat{f}_0(x_i) = -\eta \Theta(x_i, x_i) \mathcal{L}(x_i, y_i)$. We therefore obtain the relationship between the logit changes of x_i and x_j ,

$$\hat{f}_i(x_j) - \hat{f}_0(x_j) = \Theta(x_j, x_i) \Theta^{-1}(x_i, x_i) [\hat{f}_i(x_i) - \hat{f}_0(x_i)] \quad (2)$$

Eqn. 2 enables forecasting logit change of a pretraining example x_j with the logit change of the online learned example x_i and the kernel matrices $\Theta(x_j, x_i) \Theta^{-1}(x_i, x_i)$. Nevertheless, the kernel can be either easy or notoriously expensive to compute, depending on the trainable parts of the models. When only fine-tuning the LM heads, obtaining $\Theta(x_j, x_i)$ does not require running repetitive inference with the LM because the gradients $\nabla_{W_{\text{Head}}} \hat{f}_0(x_j)$ are simply the representations of x_j before the LM head. Unfortunately, when more parts of f_0 are fine-tuned, the kernel requires TV backward passes to obtain the gradients, which is prohibitive (Novak et al., 2022).

Trainable Logit-Based Forecasting Model. Is it possible that for LMs, we can approximate the learning dynamics in Eqn. 2 with a low-dimensional and simpler model? We examine a significantly simplified alternative of Eqn. 2 by substituting $\Theta(x_j, x_i) \Theta^{-1}(x_i, x_i)$ with a trainable kernel $\tilde{\Theta}(x_j, x_i) = h(x_j, y_j) h(x_i, y_i)^T$, where $h : x, y \mapsto \mathbb{R}^{T \times d}$ is an encoding function that maps concatenation of inputs and outputs x, y to a low-dimensional vector in \mathbb{R}^d , where T is the length of the output y . We implement h with a trainable LM and extract its representation of output tokens in the final layer as $h(x, y)$. We also remove the huge $30k - 50k$ dimensional vocabulary space from the kernel so that $\tilde{\Theta}(x_j, x_i) \in \mathbb{R}^{T \times T}$. As such, we forecast the logits (reshaped from \mathbb{R}^{TV} to $\mathbb{R}^{T \times V}$) of x_j in the updated LM f_i as $\hat{f}_i(x_j) = \tilde{\Theta}(x_j, x_i) [\hat{f}_i(x_i) - \hat{f}_0(x_i)] + \hat{f}_0(x_j)$.

Learning Objective. Upon forecasting the logits of pretraining examples after model updates, we optimize a margin loss so that the predicted logit score $\hat{f}_i(x_j)[y_j]$ of the

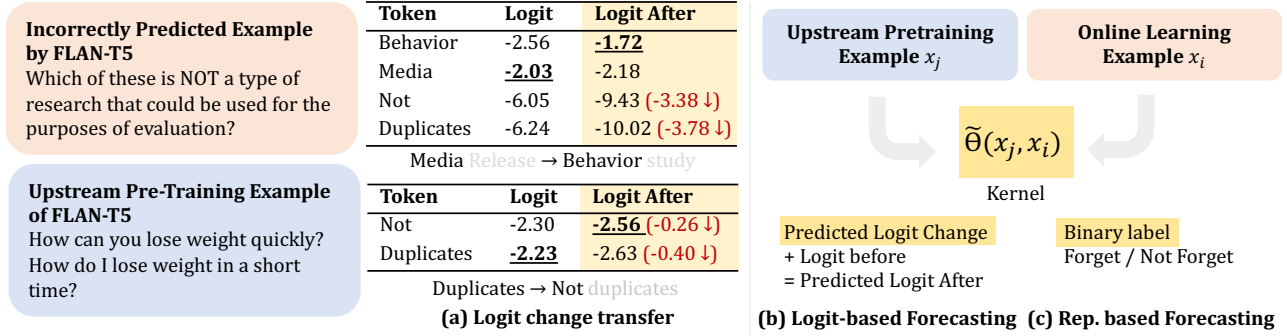


Figure 2: (a) **Transfer of logit changes** of first output tokens on an upstream pretraining example $\langle x_j, y_j \rangle$ when fixing prediction errors of an online learning example $\langle x_i, y_i \rangle$ (see Figure 1 for the full texts of the example). After fixing the error, the logit scores of the tokens “not” and “duplicates” in $\langle x_i, y_i \rangle$ changes significantly, despite that their token *probabilities* after normalization are both close to 0. The logit change has no effect on the prediction of $\langle x_i, y_i \rangle$; however, the predictions of the upstream pretraining example $\langle x_j, y_j \rangle$ flips as the logit change partially transfers to $\langle x_j, y_j \rangle$. (b) **Logit-based forecasting** infers transfer of logit changes depending on the learned similarity measurement of two examples. (c) **Representation-based forecasting** directly predicts the binary label of forgetting based on learned similarity measurement.

correct token y_j exceeds the second-top candidate token $\max_{v \neq y_j} \hat{f}_i(x_j)[v]$ by a preset margin if $\langle x_j, y_j \rangle$ is not forgotten, and reversed otherwise.

$$\mathcal{L}(\langle x_i, y_i \rangle, \langle x_j, y_j \rangle, z_{ij}) = \max(0, 1 + (-1)^{z_{ij}} (\max_{v \neq y_j} \hat{f}_i(x_j)[v] - \hat{f}_i(x_j)[y_j])) \quad (3)$$

Efficient Inference. We note that the method does not require repetitive inference with the LM f : the logits of pretraining examples before model updates $\hat{f}_0(x_j)$ can be computed once and cached for different online learning examples x_i ; similarly, the representations $h(x_i, y_i)$ required by the trained kernel $\tilde{\Theta}$ can also be cached. In practice, we only cache top $k = 100$ largest logits for each token in y_j .

We summarize the full training and evaluation procedure in Algorithms 1 and 2 in Appendix F. The resulting forecasting model is partially interpretable in that it explains how the logit change of $\langle x_i, y_i \rangle$ is transferred to $\langle x_j, y_j \rangle$ depending on their similarity. We illustrate the method in Figure 2(b). In our experiments, we notice that this greatly simplified logit-based forecasting is effective on BART models, but fails on another model, T5. The findings implies that logit change transfer cannot be captured by a simplified kernel $\tilde{\Theta}$ for all model types.

3.3. Representation-Based Forecasting

We examine whether a black-box forecasting model can extract latent interactions between two examples x_i and x_j that contribute to forgetting. We directly map the inner products of the representations $h(x_j, y_j)h(x_i, y_i)^T$ to the binary label $z_{ij} \in \{0, 1\}$ of forgetting.

$$g(\langle x_i, y_i \rangle, \langle x_j, y_j \rangle) = \sigma(h(x_j, y_j)h(x_i, y_i)^T) \quad (4)$$

where we overrides notation h so that it notes for averaged representations of all tokens in $\langle x_i, y_i \rangle$. We optimize binary cross-entropy loss to learn the encoding function h . We illustrate the method in Figure 2(c).

Forecasting with Frequency Priors. We encourage the representation-based forecasting model to capture interactions (*i.e.*, how learning one example causes forgetting of the other) that cannot be captured by threshold-based forecasting introduced in Sec. 3.1. To achieve this goal, we add a bias term to Eqn. 4 that represent the frequency priors of forgetting each upstream example $\langle x_j, y_j \rangle$, so that the model fits the residuals. The bias term is the log odds that the example is forgotten, more specifically $b_j = \log(|\{\langle x_i, y_i \rangle \in D_R^{\text{train}} \mid z_{ij} = 1\}| / |D_R^{\text{train}}|) - \log(|\{\langle x_i, y_i \rangle \in D_R^{\text{train}} \mid z_{ij} = 0\}| / |D_R^{\text{train}}|)$. We refer to the approach as **representation-based forecasting**. We summarize the full training and inference procedures in Algorithms 3 and 4 in Appendix F. In our experiments, we will also present the results of ablating the frequency prior.

4. Experiment Setups

Our main goals of experiments are (1) to examine the performance of methods that forecast forgetting when fixing errors in PTLMs and (2) to evaluate the practical utility of forecasting methods by replaying examples predicted to be forgotten. We experiment with multiple PTLMs, datasets, and various fine-tuning setups of PTLMs.

4.1. Training and Evaluation Setup

Base PTLMs and Datasets (f_0, D_{PT}). We experiment with BART0_{Large} (Lewis et al., 2019; Lin et al., 2022a), FLAN-T5_{Large}, FLAN-T5_{3B} (Chung et al., 2022) models with 400M, 780M, and 3B parameters respectively.

All of these models are encoder-decoder language models instruction-tuned over a mixture of training tasks and are able to solve diverse tasks in a format of sequence-to-sequence generation. We evaluate forgetting over 36 tasks from the training split of the Public Pool of Prompts (P3) dataset (Bach et al., 2022), which is involved in pretraining all three base PTLMs. We use a balanced sample of 100 examples per task to from our D_{PT} .

Tasks for Model Refinement (D_R). We collect mispredicted examples (with Exact Match (EM) metrics) of PTLMs over datasets that are not involved for pretraining. For BART0, we use tasks from the test split of the P3 dataset. For FLAN-T5, we use MMLU (Hendrycks et al., 2020), since the P3 dataset (including the test split) is involved in pretraining the model.

Training and Evaluation of the Forecasting Model g . For a given dataset for model refinement, we collect mispredicted examples from the training split D_R^{Train} and the test split D_R^{Test} . We train the forecasting model with D_R^{Train} and report the performance on D_R^{Test} . We then evaluate the performance of model refinement on D_R^{Test} by utilizing examples forecasted to be forgotten. We fine-tune the entire model (Full FT), low-rank learnable weights (LoRA) (Hu et al., 2021), or the LM head only.

Hyperparameters. We perform 30 steps of parameter updates on a single online learning example to fix the error when we apply LoRA or full FT, and 100 steps when we only fine-tune the heads. For LoRA and full fine-tuning we use a learning rate of 10^{-5} for BART0_{Large} and 10^{-4} for FLAN-T5. When sequentially fixing multiple errors, we use smaller learning rates of 10^{-6} and 10^{-5} . When fine-tuning heads only, we use 10^{-3} and 10^{-4} . The hyperparameters of model refinement are tuned to maximize edit success rate. We leave other details in Appendix B.

Metrics. We report **F1** scores for binary forgetting prediction. For model refinement, we report the **Edit Success Rate** (on D_R^{Test}) and **EM Drop Ratio** (on D_{PT}) defined in Sec. 2. We also report model performance on the validation splits of upstream pretraining data in Table 11 in Appendix, which shows the same trends as EM Drop Ratio on D_{PT} .

4.2. Compared Methods

Forecasting Forgetting. For forecasting forgetting, we report the performance of **trainable logit-based** and black-box **representation-based** forecasting. Additionally, we report results of a non-trained **fixed-logit** based forecasting that replaces trainable encoding function h with the frozen final layer representation of the base PTLM. The resulting kernel is identical to the ground truth kernel when only the final LM heads are tuned, as we discussed in Sec. 3.2. We also note that forgotten examples (positive class) are minori-

ties in D_{PT} , ranging between 1% to 10%, which imposes challenges to forecasting methods.

Model Refinement. We correct errors in models with vanilla fine-tuning or randomly replaying a subset of examples from D_{PT} . We perform replay with a distillation loss against the outputs of the base PTLM (Buzzega et al., 2020a). We then verify whether replaying examples predicted as forgotten reduces forgetting. We also compare with an upper bound that replays ground-truth forgotten examples, which is computationally expensive and infeasible in practice. In addition, we compare with two continual learning algorithms that improve selection strategies of examples to be replayed: MIR (Aljundi et al., 2019a), which is most relevant, avoids expensive computation by retrieving forgotten examples from only subsets of upstream training examples. OCS (Yoon et al., 2022) computes coresets from upstream training data as important examples to replay. For all variants of replay, we sparsely replay a mini-batch of 8 examples every 10 training steps on BART0_{Large} and FLAN-T5_{Large}, and 4 examples every 5 steps on FLAN-T5_{3B}.

5. Results

5.1. Performance of Forecasting Example Forgetting

We evaluate the performance of forecasting example forgetting while fixing one single error in PTLMs. We examine whether these approaches outperform threshold-based forecasting that relies solely on the frequency of forgetting while ignoring interactions between examples in D_{PT} and D_R . Table 1 summarizes the results.

Performance when Tuning LM Heads Only. We notice that on both BART0_{Large} and FLAN-T5_{Large}, representation-based forecasting achieves the highest F1 (79.32 and 67.81). Fixed logit-based forecasting performs competitively, achieving F1 scores of 69.57 and 68.37, despite the absence of learnable parts in the method. As we discussed in Sec. 3.2, when only LM heads are tuned, fixed logit-based forecasting (Eqn. 2) can approximate the ground truth logit change of the upstream pretraining example. Still, F1 is not perfect due to the nature of the first-order approximation in Eqn. 2 and that we perform more than 1 gradient step to correct errors. Introducing trainable parts to logit-based forecasting at the cost of inexact formulation does not further improve performance. On BART0 and P3-Test, representation-based forecasting outperforms fixed logit-based forecasting (79.32 and 69.57 F1); while on FLAN-T5 and MMLU, the performance is close within two approaches (67.81 and 68.37 F1).

Performance with LoRA or Full Fine-Tuning. When we apply LoRA or fine tune the entire model to fix the errors, we see that the fixed logit-based forecasting no longer performs decently. Trainable logit-based forecasting (57.15 F1)

Table 1: Average F1-score of forecasting example forgetting when fixing one error in D_R^{Test} at a time. When fixing errors of base PTLMs, we either fine-tune LM heads only (Head), learn low-rank parameter updates (LoRA), or fine-tune entire model parameters (Full FT). Forgotten examples are minority among all pretraining examples. **Bold** numbers indicate the forecasting method that achieves the best performance.

Language Model (\rightarrow)		BART0 _{Large}		FLAN-T5 _{Large}			FLAN-T5 _{3B}	
Dataset D_R (\rightarrow)		P3-Test		MMLU			MMLU	
Method (\downarrow)	LM Tuning Setup (\rightarrow)	Head	Full FT	Head	LoRA	Full FT	Head	LoRA
Threshold		62.96	55.75	59.95	43.93	48.43	63.64	41.42
Fixed Logit		69.57	43.26	68.37	19.54	12.74	59.03	17.50
Trainable Logit		73.39	57.15	61.09	36.54	40.91	55.07	31.40
Representation		79.32	67.19	67.81	48.66	51.51	65.93	42.99
w/o Prior		77.92	66.53	67.21	47.11	50.38	63.98	41.60

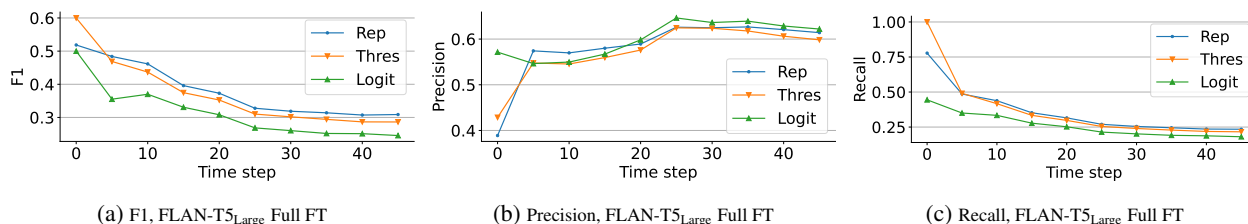


Figure 3: F1, Precision, and Recall of representation-based (Rep), threshold-based (Thres), and trainable logit-based forecasting models averaged up to a given time step (in x -axis) when continually refining the LM. For all forecasting methods, recall drops over time (as more examples being forgotten), while precision remains stable. Representation-based forecasting achieves best F1 and precision at the end of the sequence.

Table 2: In-domain (ID) and out-of-domain (OOD) performance of forgetting forecasting methods on BART0. We split P3-Test into in-domain and out-of-domain tasks and report performance on both splits.

Method / Split	P3-Test _{ID}	P3-Test _{OOD}
Threshold	60.45	46.24
Trainable Logit	64.15	30.61
Representation	75.11	50.12
w/o Prior	74.19	34.85

can improve performance and outperform threshold-based prediction (55.75 F1) on BART0_{Large}, but not on FLAN-T5 models. As we discussed in Sec. 3.2, the reason is likely that trainable logit-based forecasting has greatly simplified the dynamics of logits in Eqn. 2; while for FLAN-T5, such a simplified model cannot fit the ground truth dynamics. Still, representation-based forecasting performs competitively. On FLAN-T5_{Large} and MMLU, it improves F1 by 4.73 and 3.08 compared to threshold-based forecasting when fixing errors with full FT or LoRA updates. On BART0, the improvement is more significant, with 11.41 higher F1 than threshold-based forecasting. We also notice consistent performance drop by removing the frequency prior term in representation-based forecasting.

Out-of-Domain Generalization of Forecasting Models. We evaluate out-of-domain (OOD) generalization for forecasting models to new tasks upon training on a mixture of

in-domain tasks. We further split P3-Test into two disjoint subsets of tasks (details in Appendix B) and train the forecasting model on P3-Test_{ID} while evaluating on P3-Test_{OOD}. We notice that although all trainable approaches outperform threshold-based prediction in terms of in-domain performance, only representation-based forecasting with frequency prior can improve OOD performance, obtaining an OOD F1 of 49.73, compared to 46.24 F1 of threshold-based forecasting.

Generalization to Continual Model Refinement. We examine whether forecasting models generalize to a more practical scenario of continually fixing multiple errors. The challenge arises from the mismatch between the continually updated LM and the fixed pretrained LM (f_0) used for training forecasting models. We create streams of errors with $1/8$ of total examples in D_R in each setup. Figure 3 plots the curves of averaged F1, Precision, Recall of forecasting up to the end of the streams while we continually fix these errors. We notice that precision is mostly stable in the stream, while recall drops over time, mostly because more examples are forgotten over time. The stable precision indicates that the forecasting methods are still effective in sequential model updates. Future works can improve the recall of forecasting. The relative comparison between the forecasting methods also aligns with those of fixing single errors in Table 1, where the representation-based forecasting model achieves the highest F1.

Table 3: Edit success rate (Succ.) and Exact Match Drop Ratio (EM Drop %) of model refinement while **sequentially** fixing errors in D_R^{Test} . Lower EM Drop % indicates reduced forgetting. **Bold** numbers indicate lowest forgetting achieved by methods other than utilizing ground truth forgetting (GT Forget), which is computationally inefficient in practice. See Appendix B for EM scores of LMs on upstream data before refinement.

Language Model (\rightarrow) Dataset D_R (\rightarrow)	BART0 _{Large} P3-Test		FLAN-T5 _{Large} MMLU				FLAN-T5 _{3B} MMLU	
	Full FT		LoRA		Full FT		LoRA	
LM Tuning Setup (\rightarrow)	Succ.	EM Drop %	Succ.	EM Drop %	Succ.	EM Drop %	Succ.	EM Drop %
Vanilla FT	90.4	9.274	67.4	5.463	82.6	3.302	78.3	4.384
Replay								
w/ Random	91.7	5.769	71.7	3.267	82.6	1.129	80.0	1.910
w/ Threshold	91.3	4.646	78.3	1.489	82.6	0.631	81.7	1.198
w/ Trainable Logit	91.4	1.826	76.1	2.565	82.6	0.898	82.5	1.516
w/ Representation	91.7	1.634	73.9	0.301	82.6	0.582	83.3	0.138
w/ GT Forget	92.2	0.895	76.1	0.189	82.6	0.560	85.0	0.030
MIR (Aljundi et al., 2019a)	91.4	5.024	69.6	2.656	82.6	1.117	80.0	1.681
OCS (Yoon et al., 2022)	91.8	3.573	71.7	0.984	82.6	0.675	81.7	1.435

We include experiments on longer streams in Appendix E where the forecasting algorithms are allowed to accumulate predicted examples from past time steps. We see the representation-based forecasting still performs most competitively.

5.2. Improving Model Refinement by Forecasting Forgetting

We demonstrate the practical utility of forecasting forgetting by showing reduced catastrophic forgetting of upstream examples by replaying examples forecasted to be forgotten. We sequentially fix errors from D_R^{Test} , one at a time, and evaluate edit success rates on D_R^{Test} and EM Drop Ratio on D_{PT} at the end of the stream. While fixing a single error, we either apply no replay (Vanilla FT), replay random examples, replay examples forecasted to be forgotten, or replay examples identified by other continual learning algorithms. All replay-based methods replay an equal number of examples from D_{PT} at a fixed interval, as we described in Sec. 4.2. Table 3 summarizes the results.

Effect on EM Drop Ratio. The performance of Vanilla FT in Table 3 indicates clear forgetting when sequentially fixing multiple models without replay on both BART0 (9.3%) and FLAN-T5 models (5.5%, 3.3%, 4.4%). Unsurprisingly, replaying ground truth forgotten examples is very effective for reducing forgetting, reducing EM Drop to <1% on BART0, FLAN-T5_{Large} and <0.1% on FLAN-T5_{3B}. We notice the EM Drop reduced by threshold, trainable logit, and representation-based forecasting mostly align with their performance of forecasting forgetting in Table 1. In particular, trainable logit-based forecasting reduces EM Drop Ratio to 1.8% on BART0; representation-based forecasting reduces EM Drop to 1.6% on BART and 0.3%, 0.6%, and 0.1% on FLAN-T5 models. These results also improve over baselines such as MIR, which retrieves forgotten examples

Table 4: Exact Match Drop ratio (%) when separately fixing single errors in D_R^{Test} . **Bold** numbers indicate lowest forgetting.

Model Dataset D_R	BART0 _{Large} P3-Test	FLAN-T5 _{Large} MMLU		FLAN-T5 _{3B} MMLU
	Full FT	LoRA	Full FT	LoRA
Vanilla FT	8.045	0.099	0.149	0.030
Replay				
w/ Random	3.938	0.105	0.068	-0.018
w/ Threshold	2.649	0.100	0.024	0.001
w/ Trainable Logit	2.250	0.113	0.081	0.004
w/ Representation	2.191	0.079	-0.026	-0.020
w/ GT Forget	0.401	0.075	-0.056	-0.011

from a smaller subset of D_{PT} . We conjecture that MIR only marginally improves over Replay w/ Random due to the large D_{PT} and sparsity of forgotten examples in our setup.

Effect on Edit Success Rate. We note that all methods achieve above 95% success rate right after fixing an error. However, due to forgetting that also happens on online learned examples D_R^{Test} (in addition to D_{PT}), edit success rates measured at the end of the stream are lower, ranging from 67.4% to 85% on MMLU, as shown in Table 3. We notice edit success rates are consistent across methods when fine-tuning the entire model; but less consistent when applying LoRA, possibly due to larger learning rates applied. Still, replay is not detrimental to edit success rate compared to Vanilla FT. As our work focuses on forgetting of upstream examples D_{PT} , we leave further improvements in future works.

Results of Fixing Single Errors Separately. We additionally report EM Drop Ratio when fixing single errors separately in Table 4. In this scenario, the EM Drop of BART0 models is still significant (8.0%) but less significant on FLAN-T5 models (<0.15%). Replaying examples predicted by the forecasting models can reduce forgetting to

Table 5: Computational complexity of forecasting methods and obtaining ground truth forgetting by running inference with updated LMs when only fine-tuning the LM head or the entire model (Full FT). See Sec. 5.3 for the definitions of the notations.

Method / Setup	Head	Full FT
Threshold	$O(N_{PT})$	$O(N_{PT})$
Trainable Logit Representation	$O(N_{PT}T^2(H + V))$ $O(N_{PT}H)$	$O(N_{PT}T^2(H + V))$ $O(N_{PT}H)$
Ground Truth	$O(N_{PT}THV)$	$O(Fw(N))$

2.2% on BART0 and $<0.08\%$ on FLAN-T5, demonstrating the benefit of forecasting forgetting.

Hyperparameter Analysis. We examine other setups of learning rate and number of replayed examples per online example in Appendix D.

5.3. Discussion: Computational Efficiency

We discuss the computational efficiency of forecasting methods when retrieving forgotten examples from N_{PT} upstream pretraining examples when fixing one error. We assume that the maximal lengths of the inputs and outputs are T , the feature dimensions of the sentence representations are H , and the size of the vocabulary is V . We denote the computational cost of running model inference with N examples as $Fw(N)$, which can be very expensive given large LMs. We also consider that representations and logits of pretraining examples can be pre-computed, cached, and reused when forecasting forgetting caused by different online learning examples.

Table 5 summarizes the computational complexity of three forecasting methods and obtaining ground truth by running inference with updated LMs. The computational efficiency of forecasting approaches does not change when we only fine-tune LM heads or fine-tune the entire model. Obtaining the ground truth, in contrast, is less efficient when fine-tuning the entire LM compared to when only LM heads are fine-tuned. Logit-based forecasting is more efficient than computing ground truth when the maximal sequence length T is small due to the term T^2 in its computational complexity. Nevertheless, all forecasting methods are far more efficient than computing the ground truth when the entire LM is fine-tuned because no repetitive inference with the LM is required. Although strategies such as retrieving examples from a smaller subset can reduce the number of forward passes (as in MIR), it also clearly reduces performance benefits as we discussed in Sec. 5.2. In Appendix C, we further present statistics about number of Floating Point Operations (FLOP), which aligns well with our computational complexity analysis.

6. Related Works

Language Model Refinement. Research on language model refinement studies efficient approaches to fix errors in LMs without retraining models from scratch (Yao et al., 2023). Several existing works focus on editing factual knowledge in LMs (Meng et al., 2022; Onoe et al., 2023; Zhang et al., 2023; Jang et al., 2021), while others, including this paper, study the problem in the context of general NLP tasks. De Cao et al. (2021); Mitchell et al. (2021) learn meta-models that edit update gradients to improve generalization of editing and reduce forgetting; Huang et al. (2023); Hartvigsen et al. (2022) add new neurons or adapters as patchers to fix errors. Still, model refinement with fine-tuning has advantages of being model-agnostic and easy to implement. On top of fine-tuning, replaying past examples performs competitively in various settings for PTLMs (de Masson D’Autume et al., 2019; Jin et al., 2022; Lin et al., 2022b; Wu et al., 2021) and more classical continual learning setups (Lopez-Paz & Ranzato, 2017; Aljundi et al., 2019b; Chaudhry et al., 2019). We compare with a non-replay model refinement algorithm by Mitchell et al. (2021) in Appendix A, which is effective in reducing forgetting, but at the cost of edit success rate in our setup.

Empirical and Analytical Characterization of Example Forgetting. Empirical study by Toneva et al. (2018) demonstrates that there exist examples that are more susceptible to forgetting. Maini et al. (2022); Jagielski et al. (2023) characterize training examples by their forgetting and inspect properties such as hardness or minority of these examples. This line of work, which focuses on learning dynamics of single examples, does not address how learning an example causes another to be forgotten. Ramasesh et al. (2020) analytically study how learning new tasks may change affects logits of a learned task in a frozen feature model. Evron et al. (2022) analytically computes forgetting in linear models. Karakida & Akaho (2021); Doan et al. (2020) study learning dynamics in continual learning with neural tangent kernels (NTKs) (Jacot et al., 2018; Lee et al., 2019), and investigate conditions that cause knowledge transfer or forgetting between tasks. Unfortunately, NTKs are very expensive to compute for LMs with a large output space (Novak et al., 2022), which motivated us to approximate them with learnable models. Our approach implicitly assumes low dimensional subspace in gradients, consistent with prior study on continual learning algorithms (Farajtabar et al., 2020; Saha et al., 2021). In the context of large LMs, Tao et al. (2023) dissects the forgetting of encoders and classification heads by probing sentence representations. Tirumala et al. (2022) studies effects of factors such as model size on memorization and forgetting of LMs. Kleiman et al. (2023) empirically show loss changes of past tasks are linear to training steps in continual fine-tuning of language models.

Predicting Model Predictions or Performance. A recent line of works try to predict model performance on unseen training setups or test sets, with a motivation of reducing the training or evaluation costs (Killamsetty et al., 2021; Mirzasoleiman et al., 2019). Among these works, Ilyas et al. (2022) fits a *datamodel* between subsets of training data selected and predictions on a *fixed* test example. Xia et al. (2020); Ye et al. (2023) train predictors of model by taking training configurations (*e.g.* model type) as inputs of the predictor.

7. Conclusions

In this paper, we studied the problem of forecasting examples that will be forgotten when fixing errors in pretrained LMs. We set up problem formulation and evaluation protocols for forecasting example forgetting. We observe transfer of logit changes from an online learned example to an upstream pretraining example while fine-tuning PTLMs. Based on our empirical study on the logits of the upstream pretraining and online learning examples before and after model updates, we proposed a trainable logit-based forecasting method that infers the degree of logit change transfer. The approach performs well on BART0 but fails on FLAN-T5. We also proposed a black-box representation-based forecasting method that is consistently effective across various setups. We show that replay-based model refinement algorithms benefit from forecasting models and achieve reduced forgetting while fixing errors. Forecasting methods also generalize to sequential error fixing over multiple examples and reduce forgetting in the setup.

Limitations. Our experiments show that the performance of logit-based forecasting methods depends on the type of model (which succeeds on BART0 but fails on FLAN-T5). Future work can analyze factors that affect the success of the approach and develop forecasting methods with similar level of interpretability but improved performance. Besides, although we showed that forecasting models generalizes from fixing single errors to multiple errors, future works can update forecasting models alongside the language model for better performance in continual model refinement. A topic that we did not touch on comprehensively in this paper is how distributional relationships between upstream and online examples (*e.g.*, task similarity) affects forgetting. We expect analyzing the associations to be an interesting future work.

Impact Statement

The research facilitates better understanding of negative effects (forgetting) caused by updating language models and provide approaches to efficiently mitigate them. By enhancing interpretability and controllability in the updating

process, we anticipate a wider adoption of model refinement practices among practitioners. This will enable them to consistently update factual knowledge, mitigate bias, and enhance performance of deployed language models.

References

- Aljundi, R., Belilovsky, E., Tuytelaars, T., Charlin, L., Caccia, M., Lin, M., and Page-Caccia, L. Online continual learning with maximal interfered retrieval. In *Advances in Neural Information Processing Systems*, 2019a.
- Aljundi, R., Lin, M., Goujaud, B., and Bengio, Y. Gradient based sample selection for online continual learning. In *Neural Information Processing Systems*, 2019b.
- Bach, S., Sanh, V., Yong, Z. X., Webson, A., Raffel, C., Nayak, N. V., Sharma, A., Kim, T., Bari, M. S., Févry, T., et al. Promptsources: An integrated development environment and repository for natural language prompts. In *Annual Meeting of the Association for Computational Linguistics: System Demonstrations*, 2022.
- Buzzega, P., Boschini, M., Porrello, A., Abati, D., and Calderara, S. Dark experience for general continual learning: a strong, simple baseline. *Advances in neural information processing systems*, 2020a.
- Buzzega, P., Boschini, M., Porrello, A., and Calderara, S. Rethinking experience replay: a bag of tricks for continual learning. *2020 25th International Conference on Pattern Recognition (ICPR)*, 2020b.
- Chaudhry, A., Ranzato, M., Rohrbach, M., and Elhoseiny, M. Efficient lifelong learning with a-GEM. In *International Conference on Learning Representations*, 2019.
- Chung, H. W., Hou, L., Longpre, S., Zoph, B., Tay, Y., Fedus, W., Li, E., Wang, X., Dehghani, M., Brahma, S., et al. Scaling instruction-finetuned language models. *arXiv preprint arXiv:2210.11416*, 2022.
- De Cao, N., Aziz, W., and Titov, I. Editing factual knowledge in language models. In *Conference on Empirical Methods in Natural Language Processing*, 2021.
- de Masson D’Autume, C., Ruder, S., Kong, L., and Yogatama, D. Episodic memory in lifelong language learning. *Advances in Neural Information Processing Systems*, 2019.
- Doan, T. V., Bennani, M. A., Mazouze, B., Rabusseau, G., and Alquier, P. A theoretical analysis of catastrophic forgetting through the ntk overlap matrix. In *International Conference on Artificial Intelligence and Statistics*, 2020.
- Evron, I., Moroshko, E., Ward, R., Srebro, N., and Soudry, D. How catastrophic can catastrophic forgetting be in

- linear regression? In *Conference on Learning Theory*, pp. 4028–4079. PMLR, 2022.
- Farajtabar, M., Azizan, N., Mott, A., and Li, A. Orthogonal gradient descent for continual learning. In *International Conference on Artificial Intelligence and Statistics*, pp. 3762–3773. PMLR, 2020.
- Hartvigsen, T., Sankaranarayanan, S., Palangi, H., Kim, Y., and Ghassemi, M. Aging with grace: Lifelong model editing with discrete key-value adaptors. *ArXiv*, abs/2211.11031, 2022.
- Hendrycks, D., Burns, C., Basart, S., Zou, A., Mazeika, M., Song, D., and Steinhardt, J. Measuring massive multitask language understanding. In *International Conference on Learning Representations*, 2020.
- Hu, E. J., Wallis, P., Allen-Zhu, Z., Li, Y., Wang, S., Wang, L., Chen, W., et al. Lora: Low-rank adaptation of large language models. In *International Conference on Learning Representations*, 2021.
- Huang, Z., Shen, Y., Zhang, X., Zhou, J., Rong, W., and Xiong, Z. Transformer-patcher: One mistake worth one neuron. In *International Conference on Learning Representations*, 2023.
- Ilyas, A., Park, S. M., Engstrom, L., Leclerc, G., and Madry, A. Datamodels: Predicting predictions from training data. *ArXiv*, abs/2202.00622, 2022.
- Jacot, A., Gabriel, F., and Hongler, C. Neural tangent kernel: Convergence and generalization in neural networks. *Advances in neural information processing systems*, 2018.
- Jagielski, M., Thakkar, O., Tramer, F., Ippolito, D., Lee, K., Carlini, N., Wallace, E., Song, S., Thakurta, A. G., Papernot, N., and Zhang, C. Measuring forgetting of memorized training examples. In *The Eleventh International Conference on Learning Representations*, 2023.
- Jang, J., Ye, S., Yang, S., Shin, J., Han, J., Kim, G., Choi, S. J., and Seo, M. Towards continual knowledge learning of language models. *ArXiv*, abs/2110.03215, 2021.
- Jin, X., Zhang, D., Zhu, H., Xiao, W., Li, S.-W., Wei, X., Arnold, A., and Ren, X. Lifelong pretraining: Continually adapting language models to emerging corpora. In *North American Chapter of the Association for Computational Linguistics: Human Language Technologies*, 2022.
- Karakida, R. and Akaho, S. Learning curves for continual learning in neural networks: Self-knowledge transfer and forgetting. In *International Conference on Learning Representations*, 2021.
- Killamsetty, K., Sivasubramanian, D., Ramakrishnan, G., De, A., and Iyer, R. K. Grad-match: Gradient matching based data subset selection for efficient deep model training. In *International Conference on Machine Learning*, 2021.
- Kleiman, A., Frankle, J., Kakade, S. M., and Paul, M. Predicting task forgetting in large language models. In *ICML Workshop Deployable Generative AI homepage*, 2023.
- Lee, J., Xiao, L., Schoenholz, S., Bahri, Y., Novak, R., Sohl-Dickstein, J., and Pennington, J. Wide neural networks of any depth evolve as linear models under gradient descent. *Advances in neural information processing systems*, 2019.
- Lewis, M., Liu, Y., Goyal, N., Ghazvininejad, M., rahman Mohamed, A., Levy, O., Stoyanov, V., and Zettlemoyer, L. Bart: Denoising sequence-to-sequence pre-training for natural language generation, translation, and comprehension. In *Annual Meeting of the Association for Computational Linguistics*, 2019.
- Lin, B. Y., Tan, K., Miller, C., Tian, B., and Ren, X. Unsupervised cross-task generalization via retrieval augmentation. *Advances in Neural Information Processing Systems*, 2022a.
- Lin, B. Y., Wang, S. I., Lin, X. V., Jia, R., Xiao, L., Ren, X., and tau Yih, W. On continual model refinement in out-of-distribution data streams. In *Annual Meeting of the Association for Computational Linguistics*, 2022b.
- Lopez-Paz, D. and Ranzato, M. Gradient episodic memory for continual learning. In *Neural Information Processing Systems*, 2017.
- Maini, P., Garg, S., Lipton, Z., and Kolter, J. Z. Characterizing datapoints via second-split forgetting. *Advances in Neural Information Processing Systems*, 2022.
- Meng, K., Bau, D., Andonian, A., and Belinkov, Y. Locating and editing factual associations in gpt. In *Neural Information Processing Systems*, 2022.
- Miller, T. Explanation in artificial intelligence: Insights from the social sciences. *Artif. Intell.*, 267:1–38, 2017.
- Mirzasoleiman, B., Bilmes, J. A., and Leskovec, J. Coresets for data-efficient training of machine learning models. In *International Conference on Machine Learning*, 2019.
- Mitchell, E., Lin, C., Bosselut, A., Finn, C., and Manning, C. D. Fast model editing at scale. In *International Conference on Learning Representations*, 2021.
- Novak, R., Sohl-Dickstein, J. N., and Schoenholz, S. S. Fast finite width neural tangent kernel. In *International Conference on Machine Learning*, 2022.

- Onoe, Y., Zhang, M., Padmanabhan, S., Durrett, G., and Choi, E. Can LMs learn new entities from descriptions? challenges in propagating injected knowledge. In *Annual Meeting of the Association for Computational Linguistics (Volume 1: Long Papers)*, 2023.
- OpenAI. Gpt-4 technical report. *ArXiv*, abs/2303.08774, 2023.
- Raffel, C. Building machine learning models like open source software. *Communications of the ACM*, 2023.
- Ramasesh, V. V., Dyer, E., and Raghu, M. Anatomy of catastrophic forgetting: Hidden representations and task semantics. In *International Conference on Learning Representations*, 2020.
- Robins, A. Catastrophic forgetting, rehearsal and pseudorehearsal. *Connection Science*, 7(2):123–146, 1995.
- Saha, G., Garg, I., and Roy, K. Gradient projection memory for continual learning. In *International Conference on Learning Representations*, 2021.
- Tao, M., Feng, Y., and Zhao, D. Can BERT refrain from forgetting on sequential tasks? a probing study. In *The Eleventh International Conference on Learning Representations*, 2023.
- Tirumala, K., Markosyan, A., Zettlemoyer, L., and Aghajanyan, A. Memorization without overfitting: Analyzing the training dynamics of large language models. *Advances in Neural Information Processing Systems*, pp. 38274–38290, 2022.
- Toneva, M., Sordoni, A., des Combes, R. T., Trischler, A., Bengio, Y., and Gordon, G. J. An empirical study of example forgetting during deep neural network learning. In *International Conference on Learning Representations*, 2018.
- Wu, T., Caccia, M., Li, Z., Li, Y.-F., Qi, G., and Haffari, G. Pretrained language model in continual learning: A comparative study. In *International Conference on Learning Representations*, 2021.
- Xia, M., Anastasopoulos, A., Xu, R., Yang, Y., and Neubig, G. Predicting performance for natural language processing tasks. *ArXiv*, abs/2005.00870, 2020.
- Yao, H., Chen, Y., Ye, Q., Jin, X., and Ren, X. Refining language models with compositional explanations. In *Neural Information Processing Systems*, 2021.
- Yao, Y., Wang, P., Tian, B., Cheng, S., Li, Z., Deng, S., Chen, H., and Zhang, N. Editing large language models: Problems, methods, and opportunities. In *Conference on Empirical Methods in Natural Language Processing*, 2023.
- Ye, Q., Fu, H. Y., Ren, X., and Jia, R. How predictable are large language model capabilities? a case study on big-bench. In *Conference on Empirical Methods in Natural Language Processing*, 2023.
- Yoon, J., Madaan, D., Yang, E., and Hwang, S. J. Online coreset selection for rehearsal-based continual learning. In *International Conference on Learning Representations*, 2022.
- Zhang, Z., Zeng, Z., Lin, Y., Wang, H., Ye, D., Xiao, C., Han, X., Liu, Z., Li, P., Sun, M., and Zhou, J. Plug-and-play knowledge injection for pre-trained language models. In *Annual Meeting of the Association for Computational Linguistics*, 2023.

Table 6: Comparison of edit success rate and EM Drop % between replay-based model refinement and MEND on FLAN-T5_{Large} with LoRA fine-tuning when fixing a single error.

	Edit Succ.	EM Drop%
Vanilla FT	95.7	0.099
Replay		
w/ Random	95.7	0.105
w/ Representation	95.7	0.079
w/ GT Forget	95.7	0.075
MEND	93.1	0.060
w/o Forget Objective	93.1	0.610

Table 7: EM scores of base LMs on upstream pretraining data (P3-Train) before performing updates.

Model	EM
BART0 _{Large}	50.50
FLAN-T5 _{Large}	47.47
FLAN-T5 _{3B}	51.31

A. Comparison to non-replay model refinement methods

We briefly compare replay-based model refinement methods with MEND (Mitchell et al., 2021), which learns a meta model that edits gradients of model parameters when fixing the errors in LMs. We report the results in Table 6. We experiment with setup of LoRA fine-tuning only, because of the high cost of training meta models for the entire LM. We notice that EM Drop is even lower than replaying with ground truth forgotten examples, indicating the effectiveness of MEND in mitigating forgetting. However, we also notice that the edit success rate is lower than Vanilla FT and replay-based model refinement, which is the primary goal of performing model refinement in the first place. We also ablate the learning objective that mitigates forgetting, but we observe no improvement in the edit success rate.

B. Implementation and Dataset Details

Out-of-domain evaluation. For out-of-domain evaluation of forecasting methods presented in Sec. 5.1, we partition P3-Test into two disjoint splits. We include SuperGlue-Cb, SuperGlue-RTE, SuperGLUE-wsc.fixed, SuperGlue-Copa, and SuperGlue-wic in the in-domain split, and include storrycloze, hellaswag, anli, winograde-xl in the out-of-domain split.

Training Details of the Forecasting Models. Both trainable logit-based and feature-based forecasting involve learnable encoders h to encode input sentences. For BART0 experiments, we use BART0 followed by a freshly initialized 2-layer trainable MLP as the encoder h . For FLAN-T5 experiments, we use FLAN-T5_{small} and a 2-layer MLP as the encoder. We optimize the LM components with a learn-

Table 8: Number of FLOPs when forecasting forgotten examples among 3,600 upstream pretraining examples given one online learning example.

Method	#. FLOP
Representation	$1.35e^{10}$
Trainable Logit	$2.15e^{11}$
Ground Truth	$9.04e^{14}$

 Table 9: Edit success rate and EM Drop Ratio (%) under different learning rates in continual model refinement over multiple examples (Sec. 5.2) with Full FT on FLAN-T5_{Large}. $1e^{-5}$ is our default learning rate.

Method	Succ.	EM Drop %
$1e^{-4}$	50.7	24.897
$1e^{-5}$	82.6	3.302
$2e^{-6}$	81.1	1.820

ing rate of 10^{-5} , and the MLP with a learning rate of 10^{-4} . We train the forecasting models to a maximum of 100,000 steps with a batch size of 16. For each mini-batch, we sample 8 positive pairs ($\langle x_j, y_j \rangle$) is forgotten after learning on ($\langle x_i, y_i \rangle$) and 8 negative pairs. During training, we assign a smaller weight ($\alpha=0.1$) to positive pairs due to the skewed nature of ground truth forgetting that occurs after updating the model, *i.e.*, the majority of examples are not forgotten and belong to the negative class.

Base LM Performance. Table 7 summarizes the EM scores of the base LM on upstream data (D_{PT}) P3-train before performing updates. We note that BART0 is exclusively trained on P3-train, while FLAN-T5 models are trained on a mixture of other tasks with potentially different prompt formats. This interprets higher EM of BART0_{Large} compared to FLAN-T5_{Large}.

C. Floating Point Operation Counts of Forecasting Methods

We complement the computational complexity of forecasting methods with floating point operation (FLOP) statistics obtained during the experiments. We sample 100 examples per upstream task (36 tasks in total) to compute the statistics. Table 8 summarizes the results as we forecast forgetting when we update the model with a single online learning example with full fine-tuning on FLAN-T5_{Large}. We see that representation-based and trainable logit-based forecasting require 1/6700 and 1/42 of FLOPs compared to obtaining ground truth forgetting by running inference on all upstream examples.

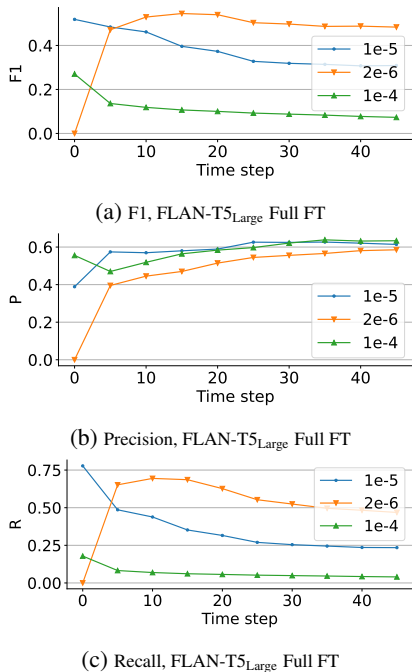


Figure 4: F1, Precision, and Recall of representation-based forecasting models averaged up to a given time step (in x -axis) when continually refining the LM under different learning rates.

D. Hyperparameter Analysis

D.1. Learning Rates in Model Refinement

Learning rate is a crucial factor that trades off plasticity and stability during model updates. Table 9 shows that using a larger rate ($1e^{-4}$) than our default setup ($1e^{-5}$) clearly increases EM Drop ratio; while using a smaller learning rate ($2e^{-6}$) reduces EM Drop ratio at a cost of edit success rate. We further evaluate the forecasting model trained in the default setup on other learning rate setups and present the results in Figure 4. We notice that the precision scores almost remain the same across different learning rates, as a common subset of examples are forgotten; while recall scores differ across setups, because a greater number of examples are forgotten only when using larger learning rates. The results imply the precision scores of forecasting methods generalize well across different learning rate setups.

D.2. Number of Replayed Examples

As we introduced in Sec. 4.2, we replay a mini-batch of 8 examples every 10 update steps. This corresponds to replaying 3 mini-batches over 30 steps of model updates on a single online learning example. We also present the result of increasing the number of replayed examples by reducing intervals between replays while learning an online learning example. Table 10 summarizes the results. When

Table 10: EM Drop Ratio (%) when replaying random example while fixing (1) single errors or (2) continually fixing multiple errors, which correspond to our setups in Tables 3 and 4 respectively. Replaying 3 mini-batches (one per 10 steps over 30 steps) corresponds to our default setup.

#. replayed batches	Single errors	Multiple errors
3	0.068	1.129
6	0.064	0.089
15	0.122	0.038
30	0.138	-0.141

Table 11: Performance on the validation splits of upstream pre-training tasks in the same setup as Table 3. The comparison between the methods are mostly aligned with Table 3, except that MIR slightly outperforms OCS in FLAN-T5_{3B}.

Model Tuning	FLAN-T5 _{Large}		FLAN-T5 _{3B}
	LoRA	Full FT	LoRA
Vanilla FT	41.06	43.25	46.64
Replay			
w/ Random	42.78	43.91	47.47
w/ Threshold	43.92	44.56	48.56
w/ Trainable Logit	43.54	44.20	48.16
w/ Representation	44.83	44.67	49.25
w/ GT Forget	45.00	44.85	49.74
MIR	43.33	43.91	47.79
OCS	44.17	44.56	47.68

fixing single errors, we notice that increasing the number of replayed examples causes increased forgetting (EM Drop Ratio). This is not surprising given previous studies that show overfitting of models to replayed examples (Buzzega et al., 2020b; Jin et al., 2022). Meanwhile, increasing the number of replayed examples consistently reduces the EM drop ratio when continually fixing multiple errors. By comparing to the results in Table 3, we see that the EM Drop Ratio of replaying 3 mini-batches of examples forecasted to be forgotten is between that of replaying 6 to 15 mini-batches of random examples.

Table 12: F1 scores of forecasting methods in longer streams on FLAN-T5_{Large}. We allow methods to accumulate examples forecasted to be forgotten from earlier time steps.

Time step	10	50	100	150	200
Threshold	42.4	23.7	16.1	15.1	11.4
Representation	40.0	26.1	23.2	22.4	12.4
+ Accumulate	49.3	39.6	33.7	31.7	23.4
Logit	31.8	30.6	26.1	21.5	15.2
+ Accumulate	34.0	39.6	35.9	27.3	21.7

E. Accumulating Forecasted Examples in Longer Streams

Table 12 shows F1 scores of forecasting forgotten examples while we continually update FLAN-T5_{Large} on longer streams. As more examples are forgotten over time, we also allow forecasting methods to accumulate their predictions from earlier time steps. This allows an improvement in F1 compared to the counterparts without accumulation.

F. Details of Forecasting Algorithms

We summarize detailed procedures of training and inference of logit-based and representation-based forecasting methods in Algorithms 1, 2, 3, 4.

Algorithm 1 Training the logit-based forecasting model

Data: Training split of online learned examples D_R^{train} , upstream pretraining examples D_{PT} , Pretrained LM f_0 , maximum input sentence length T

Result: Learned encoding function $h : \mathbb{R}^T \rightarrow \mathbb{R}^{T \times H}$

while h has not converged **do**

Online learning example $\langle x_i, y_i \rangle \leftarrow \text{sample}(D_R^{\text{train}})$; Pretraining example $\langle x_j, y_j \rangle \leftarrow \text{sample}(D_{\text{PT}})$; Obtain logits $\tilde{f}_0(x_i)$ and $\tilde{f}_0(x_j)$
 $f_i \leftarrow \text{update } f_0 \text{ with } \langle x_i, y_i \rangle$
 Obtain updated logits $\tilde{f}_i(x_i)$ and $\tilde{f}_i(x_j)$
 Ground truth forgetting $z_{ij} \leftarrow 1$ if $f_0(x_i) \neq f_i(x_i)$ else 0
 Encode x_i, y_i to $h(x_i, y_i)$ and x_j, y_j to $h(x_j, y_j)$ and Compute the kernel matrix $\tilde{\Theta}(x_j, x_i) \in R^{T \times T} \leftarrow h(x_j, y_j)h(x_i, y_i)^T$
 Predict updated logits of x_j as $\hat{f}_i(x_j) \leftarrow \tilde{\Theta}(x_j, x_i)[\tilde{f}_i(x_i) - \tilde{f}_0(x_i)] + \tilde{f}_0(x_j)$
 Compute loss $\mathcal{L}(\langle x_i, y_i \rangle, \langle x_j, y_j \rangle, z_{ij})$ with Eq. 3 and optimize h

end

Algorithm 2 Inference with the trainable logit-based forecasting model

Data: Online learning example $\langle x_i, y_i \rangle \in D_R^{\text{Test}}$, upstream pretraining examples D_{PT} , Pretrained LM f_0 , trained encoding function h , maximum input sentence length T , cached $h(x_j, y_j)$ for $\langle x_j, y_j \rangle \in D_{\text{PT}}$

Result: Predicted binary forgetting label \hat{z}_{ij} on D_{PT} for $\langle x_j, y_j \rangle \in D_{\text{PT}}$

Encode x_i to $h(x_i, y_i)$

Obtain logits $\tilde{f}_0(x_i)$

$f_i \leftarrow \text{update } f_0 \text{ with } \langle x_i, y_i \rangle$

Obtain updated logits $\tilde{f}_i(x_i)$

for $\langle x_j, y_j \rangle \in D_{\text{PT}}$ **do**

Encode x_j, y_j to $h(x_j, y_j)$

Compute the kernel matrix $\tilde{\Theta}(x_j, x_i) \in R^{T \times T} \leftarrow h(x_j, y_j)h(x_i, y_i)^T$

Predict updated logits of x_j as $\hat{f}_i(x_j) \leftarrow \tilde{\Theta}(x_j, x_i)[\tilde{f}_i(x_i) - \tilde{f}_0(x_i)] + \tilde{f}_0(x_j)$

if $\arg \max \hat{f}_i(x_j) \neq y_j$ **then**

| $\hat{z}_{ij} \leftarrow 1$

else

| $\hat{z}_{ij} \leftarrow 0$

end

end

Algorithm 3 Training the representation-based forecasting model

Data: Training split of online learned examples D_R^{train} , upstream pretraining examples D_{PT} , Pretrained LM f_0 , maximum input sentence length T

Result: Learned encoding function $h : \mathbb{R}^T \rightarrow \mathbb{R}^{T \times H}$

while h has not converged **do**

Online learning example $\langle x_i, y_i \rangle \leftarrow \text{sample}(D_R^{\text{train}})$; Pretraining example $\langle x_j, y_j \rangle \leftarrow \text{sample}(D_{\text{PT}})$

$f_i \leftarrow \text{update } f_0 \text{ with } \langle x_i, y_i \rangle$

Ground truth forgetting $z_{ij} \leftarrow 1$ if $f_0(x_i) \neq f_i(x_i)$ else 0

Encode x_i, y_i to $h(x_i, y_i)$ and x_j, y_j to $h(x_j, y_j)$

Obtaining the frequency prior $b_j \leftarrow \log(|\{\langle x_i, y_i \rangle \in D_R^{\text{train}} \mid z_{ij} = 1\}| / |D_R^{\text{train}}|) - \log(|\{\langle x_i, y_i \rangle \in D_R^{\text{train}} \mid z_{ij} = 0\}| / |D_R^{\text{train}}|)$

Compute the probability of forgetting $\langle x_j, y_j \rangle$ as $\tilde{z}_{ij} \leftarrow \sigma(h(x_j, y_j)h(x_i, y_i)^T + b_j)$

Compute binary cross entropy loss $\mathcal{L}_{\text{BCE}}(\tilde{z}_{ij}, z_{ij})$ and update h

end

Algorithm 4 Inference with the representation-based forecasting model

Data: Online learning example $\langle x_i, y_i \rangle \in D_R^{\text{Test}}$, upstream pretraining examples D_{PT} , Pretrained LM f_0 , trained encoding function h , maximum input sentence length T , cached $h(x_j, y_j)$ for $\langle x_j, y_j \rangle \in D_{\text{PT}}$, cached frequency priors b_j for $\langle x_j, y_j \rangle \in D_{\text{PT}}$

Result: Predicted binary forgetting label \hat{z}_{ij} on D_{PT} for $\langle x_j, y_j \rangle \in D_{\text{PT}}$

Encode x_i, y_i to $h(x_i, y_i)$

for $\langle x_j, y_j \rangle \in D_{\text{PT}}$ **do**

Encode x_j, y_j to $h(x_j, y_j)$

Compute the probability of forgetting $\langle x_j, y_j \rangle$ as $\tilde{z}_{ij} \leftarrow \sigma(h(x_j, y_j)h(x_i, y_i)^T + b_j)$

end
