
Harm Amplification in Text-to-Image Models

Susan Hao
Google Research
susanhao@google.com

Renee Shelby
Google Research
reneeshelby@google.com

Yuchi Liu
Google Research
yuchiliu@google.com

Hansa Srinivasan
Google Research
hansas@google.com

Mukul Bhutani
Google Research
mukulbhutani@google.com

Burcu Karagol Ayan
Google Research
burcuka@google.com

Shivani Poddar
Google Research
shivaniPods@google.com

Sarah Laszlo
Google Research
sarahlaszlophd@gmail.com

Abstract

Warning: The content of this paper as well as some blurred images shown may include references to nudity, sexualization, violence, and gore.

Text-to-image (T2I) models have emerged as a significant advancement in generative AI; however, there exist safety concerns regarding their potential to produce harmful image outputs even when users input seemingly safe prompts. This phenomenon, where T2I models generate harmful representations that were not explicit in the input, poses a potentially greater risk than adversarial prompts, leaving users unintentionally exposed to harms. Our paper addresses this issue by first introducing a formal definition for this phenomenon, termed *harm amplification*. We further contribute to the field by developing methodologies to quantify harm amplification in which we consider the harm of the model output in the context of user input. We then empirically examine how to apply these different methodologies to simulate real-world deployment scenarios including a quantification of disparate impacts across genders resulting from harm amplification. Together, our work aims to offer researchers tools to comprehensively address safety challenges in T2I systems and contribute to the responsible deployment of generative AI models.

1 Introduction

Generative text-to-image (T2I) systems allow users to create new image content in response to a text input, learning patterns and relationships from large-scale training data [2, 40, 3]. As all data are reflections of the social world [35], training data can mirror the harmful stereotypes and social inequalities that exist offline [17, 16, 45, 86], which are subsequently replicated in generated imagery [19]. Responsible AI scholarship illustrates how content from T2I systems can reflect and amplify the harmful representations that exist offline [67, 66, 69]. Harms from generative AI — like all algorithmic systems — occur from the interplay of technical system components and social power dynamics [77, 36]. Thus, effective harm reduction work requires practitioners to develop sociotechnical safety requirements, conduct evaluations, and implement strategies to proactively minimize harmful representations prior to launch [71, 30, 79].

Responsible AI research has cultivated safety techniques to curb the intentional or unintentional generation of harmful representations, including through reinforcement learning [25], dataset remediation [17], red teaming [63, 69], model input and output filters [39], and techniques to suppress

unsafe content generation [76]. These component safety techniques play a vital role in reducing the likelihood a model will generate harmful representations, but do not aid the empirical measurement of defined harms, which is necessary to assess the effectiveness of safety techniques. Moreover, multimodal systems raise novel evaluation challenges, as harmful representations may result from computational, contextual, and compositional risks between text-image pairings with visual content introducing “additional shock factor[s]” [88, p. 13]. While responsible AI scholarship and practice recognizes the *amplification* of harm as a key negative consequence of unsafe AI systems, including the “prospect of algorithmic systems exacerbating or scaling existing social inequalities” [77, p. 733], limited research has assessed the effectiveness of multimodal safety techniques for a given harm that “could guide the development of evaluation metrics and inform responsible model release” [74, p. 10]. A precise definition of harm amplification can strengthen multimodal safety evaluation work enabling deeper understanding of the effectiveness of evaluation techniques.

We address these challenges by formalizing a definition of *harm amplification*. Further, we offer three statistical methods to examine representational harms that have been defined for a given context, and identify instances of harm amplification in T2I systems. We test this on a large-scale T2I measurement dataset designed to simulate real-world model deployment. In summary, we make the following research contributions:

- A formal definition of *harm amplification* for T2I models as occurring when the generated image from a T2I model reflects harmful representations that were not explicit in the text input.
- Three methods for quantifying and measuring *harm amplification* instances in T2I models. These methods include using other models such as safety classifiers and CLIP [68] to determine whether the output image is significantly more harmful than the input prompt.
- An empirical examination of how to employ the different methodologies to simulate real-world model deployment, which can dynamically inform practitioners’ safety frameworks. This includes a quantification of disparate impact across gendered outputs as a result of harm amplification.

In what follows, we first situate our work with respect to key concepts, including sociotechnical approaches to safety in T2I systems and stereotype amplification (Section 2); followed by a description of our novel methodologies (Section 4). We then detail our experiments (Section 5) and finish with a discussion of how empirically measuring harm amplification strengthens safety work on T2I systems (Section 6), arguing for greater attention to harm amplification in responsible AI research and practice.

2 Related Work

This research lies at the intersection and builds on responsible AI research on harm, safety, and multimodal generative AI. The contributions of this research extend the work summarized, and highlight the need for a formalized definition of- and evaluating- harm amplification.

2.1 Sociotechnical Safety in T2I Systems and Harm Reduction

Concerns about “safety” in AI systems encompass a range of diverse sociotechnical issues that directly or indirectly shape the well-being of people or the environment. As such, *safety* is contingent and contextual, and an emergent characteristic or property of AI systems [49]. While approaches to safety in AI systems vary [1], a key concern of a systems approach is to identify system-level hazards [30] and integrate safety considerations into the development process (see: [50]) to minimize the likelihood that harms will arise from system use or failure [30]. Within this approach, social and ethical safety considerations of T2I systems need to be identified by proactively examining the interaction between components of the AI system (e.g., technical capabilities, potential failures, context of use, intentions of users or other human actors) [71, 88]. In this way, safety considerations are reciprocally shaped by social ideas and dynamics that are encoded into AI systems [30, 72]. This concept has been described by Ruha Benjamin [11] as the “duplicity of technology,” in which AI systems often default to or replicate social power dynamics. Addressing this duplicity requires practitioners to understand social inequalities and how they may manifest in sociotechnical systems. Without intentional consideration and intervention, T2I systems can easily amplify harmful representations [66, 14].

2.1.1 AI Governance and Mitigating “Unsafe” Content

An effective governance approach to cultivating “safe” AI systems is to develop clear safety requirements [49], with attention to the sociotechnical nature of AI systems [30] and potential harms [77]. There is increasing recognition of *representational harms* in T2I systems [19, 31, 15], which are the socially constructed beliefs about different social groups that reinforce unjust hierarchies [86, 8, 9], and manifest in different ways (see: [42]). Representational harms are sociotechnical in nature [77], as social beliefs about people, culture, and experiences are encoded into systems through training data and learned associations [16]. As such, an increasingly common safety requirement (and social and regulatory expectation) [78, 29] is reducing the likelihood that T2I systems will amplify harmful representations — such as demeaning gender, racial, disability, or cultural stereotypes [66, 14, 83, 61, 13], particularly when model inputs are benign, unspecified, or do not contain qualifiers (i.e., “irrespective of gender”) [7, p. 1359]. It is necessary to address representational harms as they perpetuate normative narratives that adversely shape people’s sense of identity and belonging (e.g., [12, 22, 59]) and algorithmic systems can scale the visibility of harmful representations reinforcing their social power [65].

2.1.2 Gender, Social Inequality, and Representation

Gender inequalities are a persistent global problem, which can be exacerbated by AI technologies [55]. *Gender* is a social construct through which a society defines expectations around masculinity and femininity, or outside this binary [53, 90, 89]. As a social construction, gender ideologies are created and changed to meet social, political, and economic needs [56]. They are an enduring major component structuring individual, interactional, and institutional power relations [70]. A dominant gender construct is the sexual objectification, where women are viewed as physical objects and valued for their sexual fulfillment [33, 81]. Scholars have long highlighted how constructed ideas about gender difference are used to justify stratification and inequality [52], and that gender ideologies intersect with other axes of inequality, including race and ethnicity, socioeconomic status, sexuality, and disability among others. The concept of *intersectionality* was developed by feminist scholars of color to contest essentialized, white, middle-class, Western constructions of gender (e.g., [6, 24, 23, 44, 60]), revealing how gendered representations are informed by intersecting gender, race, and social class ideologies within a “matrix of domination” [21]. Computing scholars have examined gendered stereotypes, tropes, and patterns of over/under representation in algorithms [18], datasets [94, 58, 34], and interfaces [43, 47], demonstrating persistent stereotype exaggeration [43]. Gendered stereotypes affect the performance of real world applications, including online advertising [80], toxic language detection [62], machine translation and language technologies [32, 28, 84], search engines [46, 43, 4], and T2I systems [14, 61].

2.2 Stereotypes & Amplification of Societal Biases in T2I Systems

The representational harm phenomenon in T2I models has been clearly identified (e.g., [39, 15, 14, 19, 83, 91, 92, 41, 20]). Existing work often focuses on two areas: (1) identifying the kinds and types of harmful representations across different social attributes and axes of identity, and (2) evaluating and mitigating representational societal harms through measurement and technical intervention.

2.2.1 Amplifying Harmful Societal Representations

Early examination into social stereotype amplification focused on how Generative Adversarial Networks (GANs) exacerbate social biases along axes of gender and skin tone [41, 20]. Jain et al. [41] demonstrate how generated images have a “distributional shift” away from real world data, in which generative AI systems exacerbate extant social inequalities and patterns of over/under-representation. The study of representational harms in T2I systems has extended beyond the relationships between training data and model outputs, to focus on the relationships between text prompts and resulting imagery. Bianchi and colleagues [14] delineate and document many examples of the amplification of stereotypes in T2I systems, particularly with respect to racial and cultural stereotypes in unspecified text prompts. They show using Stable Diffusion, for example, that T2I systems amplify white racialized notions of beauty, in which “an attractive person” generates faces similar to a “white ideal” (p. 4); in another example, they illustrate that a prompt for “a terrorist” generates brown faces with dark hair and beards, reflecting demeaning stereotypes at the intersections of race and religion (p. 3). Moving beyond representations of people, the authors also show that generating

images of everyday objects (e.g., “a house”) reflects Western and middle-class stereotypes (p. 3). Adding specific targeted identity terms (i.e., writing a specified prompt) did not completely mitigate the stereotypes and bias in T2I imagery. Qadri et al. [66, p. 506] examine the cultural limitations of T2I systems by soliciting South Asian community experts to generate text prompts and annotate the resulting imagery, revealing T2I models “can participate in and scale such existing harmful media regimes of representation and amplify experiences of socio-cultural marginalization.” Similarly, Naik et al. [61] explore exacerbation of social inequalities along axes of (perceived) gender, age, race, and geographical location, showing state-of-the-art T2I systems amplify real world inequities when compared to U.S. Bureau of Labor Statistics. These studies find that explicitly adding identity terms to unspecified prompts (e.g., “female security guard” [61]) does not effectively mitigate the presence of stereotypes in generated imagery [14].

2.2.2 Evaluating Representational Societal Biases

A parallel body of research focuses not just on identifying the presence and kinds of harmful stereotypes that T2I systems can generate, but also evaluating them. Luccioni and colleagues [54] examine whether representational societal harms in each modality amplify or compound one another by evaluating images generated from two synthetic text prompt datasets: one with gender and ethnicity terms and one with profession identifiers. The authors analyze representations in T2I imagery, assessing the correlations between social attributes in text markers and the image space, and comparing these to U.S. labor demographics, finding consistent under-representation of marginalized identities. Wang et al. [87] employ the *Text-to-Image Association Test* to measure and quantify the presence of societal bias in T2I models while measuring stereotype amplification in occupations across genders. Another line of work has been to detect and measure social biases in downstream applications. Perera et al. [64] explore social bias with respect to gender, race, and age in the diffusion-based face generation models, finding that diffusion models exacerbate patterns of over- and under-representation, while [75] conducts an intersectional analysis of racialized gender stereotypes and professions to support evaluation of T2I models. While a growing body of research is exploring methods to measure and evaluate social stereotypes, safety harm amplification has yet to be formally defined. Furthermore, a comprehensive examination of harm representation across social groups will further support sociotechnical safety work and contribute to the social and ethical evaluation of T2I systems.

3 Defining Harm Amplification

Our paper focuses on examining *representational harms*, referring to the socially constructed beliefs about different social groups that reinforce unjust hierarchies [86, 8, 42, 9], in a specific set of generative AI: T2I systems. First, we define “unsafe” content in T2I systems as the presence of demeaning, contextually inappropriate, or offensive content in generated images as outlined in safety requirements. What could be considered “unsafe” or harmful is highly contextual, and needs to be defined within the broader sociotechnical dynamics in which the system is deployed, including system capabilities, context of use, user audiences, and social or regulatory expectations [71, 30, 49]. In practice, what constitutes “unsafe” or harmful content may be informed by social, regulatory, and use case expectations; and should be clearly defined with respect to the AI system as a whole. For illustrative purposes in this paper, we explore two specific kinds of harmful representations to illustrate how harm amplification can be quantified in T2I systems, following the definitions of Hao et al. [39]:

- Sexually explicit content: Depictions of explicit or graphic sexual acts, nudity (beyond human anatomy and presented in a sexually suggestive manner), sexualized body parts, or sex toys.
- Violent content: Representations of realistic acts of violence, including but not limited to blood, dismemberment of body parts, and/or displays of aggression/force.

After harms and safety requirements have been established for a specific T2I system and context, ***harm amplification can be defined as occurring when the output generated image is notably more harmful than the input text prompt.*** In this sense, amplification reflects when a T2I system increases the severity of the defined harms without being explicitly prompted to do so (e.g., sexually objectifying women in generated imagery). Thus, the notion of harm amplification we propose is

concerned with understanding the relationships between the text input and resulting imagery. We show several examples of harm amplification (generated with Stable Diffusion 2.1 [73]) in Figure 1 for sexually explicit (Fig 1A) and violent content (Fig 1B) identified by our measurement techniques.




Figure 1: Blurred harm amplification examples for images generated with Stable Diffusion 2.1 with the input prompt shown underneath each image for sexually explicit content (A) and violent content (B). A Gaussian blur was applied on all images to limit exposure of harms to readers.

Our understanding of harm amplification is related, but distinct, from extant work on “bias amplification” examining how patterns of bias appear in training data, and are amplified statistically in model outputs (e.g., [94, 85, 93, 51, 82, 57]). In this literature, “bias amplification” reflects when a model makes “certain predictions at a higher rate for some groups than expected based on training-data statistics” [37, p. 1], often focusing on binary classification models (e.g., [48, 86, 38]) and correlations [94]. While bias amplification deals with statistical disparities in model outputs across groups, harm amplification encompasses a broader range of negative consequences not necessarily linked to a specific group. Our definition details a more general phenomenon observed in generative AI where the harm for the model output may not be inherently harmful in isolation, but can be harmful when taken into the context of the user input.

4 Methods to Measure Harm Amplification

Quantifying harm amplification is a crucial component in assessing “safety” in T2I systems with respect to defined unsafe content. In this section, we introduce three statistical methods designed to measure harm amplification. Leveraging safety classifiers and embedding models, our approach aims to understand how the harms of the generated output images are amplified in the context of the user input prompts. Each of our methods has strengths and limitations that make them well-suited for specific cases and available resources. This tailored approach ensures that our methods can be used across diverse contexts contributing to a more robust assessment of harm amplification.

4.1 Method 1: Distribution-Based Thresholds for Discretized Text Harm Scores

The Distribution-Based Thresholds method utilizes (1) a text safety classifier that is applied to the input prompt to produce text harm scores (the harm severity for a given prompt), and (2) an image safety classifier that is applied on the output image to generate image harm scores (the harm severity

for a given image). Consider a set of text harm scores (T) and image harm scores (I). We first discretize T into n even buckets (B_0, B_1, \dots, B_n) where l_j is the lower bound of the bucket and l_{j+1} is the upper bound of the bucket.

$$B_j = \{t \in T : l_j < t \leq l_{j+1}\}, \quad j = 0, 1, \dots, n \quad (1)$$

For each B_j , the corresponding image harm scores (I_j) form a distribution (D_j). Statistical measures, including mean (μ_j) and standard deviation (σ_j), are calculated for each D_j . The non-fitted, raw image harm amplification threshold for each bucket is determined as $\mu_j + 2 \cdot \sigma_j$, or the 95th percentile of the distribution. To provide a smooth representation of the calculated thresholds, a polynomial function can be fitted through the raw threshold values across all buckets. In our experiments, we fit a first-degree polynomial with the corresponding equation to determine the image harm amplification threshold $HarmAmpThresh_j$ for each text harm bucket B_j :

$$\begin{aligned} HarmAmpThresh_j &= \hat{y}_j = b_1 j + b_0 \\ \text{where } y_j &= \mu_j + 2 \cdot \sigma_j \end{aligned} \quad (2)$$

For example, consider a T2I prompt-image dataset where we have image harm scores I and text harm scores T . Say we now have a new prompt-image pair where we would like to determine whether harm amplification occurred. Given an image harm score (i.e., $i = 0.5$) and text harm score (i.e., $t = 0.15$), we categorize the text harm score into a specific bucket (i.e., $B_1 = 0.1 < t \leq 0.2$). For that given bucket, the image harm amplification threshold (i.e., $HarmAmpThresh_1$) is obtained by fitting a 1-degree polynomial to the 95th percentile threshold for a prior image harm distribution in each bucket. We then compare the corresponding image harm score with the harm amplification threshold to determine whether harm is amplified (i.e., $i > HarmAmpThresh_1$).

This method of Distribution-Based Thresholds is best suited to situations where text and image safety classifier are not well calibrated (i.e., the output harm severity for an image harm classifier does not equate to the severity of harm outputted by the text harm classifier). Rather than comparing text and image harm scores directly which requires well-aligned classifiers, we determine whether an image amplifies harm by comparing its harm score to the relevant distribution within its corresponding text harm bucket, avoiding direct text-image harm score comparisons.

4.2 Method 2: Bucket Flip for Discretized Text and Image Scores

Utilizing text and image harm safety scores similar to Method 1 (Section 4.1), the Bucket Flip method provides a more direct comparison of discretized harm categories across image and text. Consider a set of text harm scores (T) and image harm scores (I), assuming text and image harm scores have a similar scale. In cases where the scales differ, techniques such as z-score transformations can be applied to align the scales. We can then discretize T and I into the same n even buckets (B_0, B_1, \dots, B_n) where l_j is the lower bound and l_{j+1} is the upper bound of the bucket (see Equation 1).

For a given (prompt, image) pair (t, i) , we categorize the text harm score into a specific bucket B_t and the image harm score into a specific bucket B_i . If the image harm bucket B_i is higher than the text harm bucket B_t , then we determine that harm amplification occurred. For example, suppose we have discretized harm scores into 10 buckets of $(0 - 0.1, 0.1 - 0.2, \dots, 0.9 - 1.0)$. Given an image harm score (i.e., $i = 0.45$) and text harm score (i.e., $t = 0.15$), the image score would fall into 5th bucket and the text score is in the 2nd bucket. As the image score bucket is higher than text score bucket, we determine that there was a bucket flip and harm amplification has occurred.

The Bucket Flip method is most effective when both text and image harm classifiers scores are well aligned or when users do not have access to raw harm scores. In many real-world scenarios, safety classifiers often output discretized categories (i.e., low harm, medium harm, high harm) rather than raw harm scores, making the Bucket Flip method a practical approach for identifying harm amplification.

4.3 Method 3: Image-Text Co-embedding Based Harm Scores

While training dedicated image or text harm classifiers enables the most direct harm amplification measurement methods, many people may not have the resources to label such data and thus may not be able to train the necessary safety classifiers. In this case, existing large pre-trained image-text

models can serve as a substitute. Large pre-trained image-text models, such as CLIP [68], embed images and texts such that the cosine distance between corresponding text and images is minimized in the embedding space. Taking advantage of the co-embedding space, harm amplification can be measured by how much closer a generated image’s embedding, i , is to a harmful concept in the embedding space than the prompt’s embedding, p , is. Although we cannot determine the precise embedding of harm concepts, we can embed words related to these harm concepts (e.g., for the harm sexually explicitly, we can use the words “sexualized”, “porn”, etc.), defining their text embeddings as $h_0, h_1, h_2, \dots, h_k$. These harm word embeddings are meant to approximate where harm concepts such as sexually explicit may lie in the CLIP embedding space. Harm amplification can then be quantified as $\text{mean}(\text{cosine_similarity}(h_k, i) - \text{cosine_similarity}(h_k, p))$ for all k . This conceptually maps to the notion that harm amplification can be quantified by examining how much closer the image is to the approximated harm concepts compared to the prompt.

5 Experiments

In this section, we demonstrate how to employ the methods that we outlined in Section 4 on a large and varied T2I measurement dataset designed to simulate usage in real-world model deployment to develop a harm amplification criteria for each method. We then evaluate how well our methods perform by applying these criterion on an independent human annotated T2I evaluation dataset by calculating precision, recall, and f1-scores.

5.1 Measurement Dataset & Models

Our measurement dataset consists of 497,157 prompts representing various demographics and prompt categories. These prompts were sampled from dogfood user data aimed at testing generative AI models. By employing this diverse and representative prompt dataset over curated adversarial or safety-specific prompts, we prioritize a broad spectrum of potential harmful representations that may be encountered in actual deployment. While curated adversarial prompts can be valuable for specific safety assessments, our method takes a broader perspective by aiming to understand how T2I models can generate harm amplifying images over a large range of prompts (from benign to borderline to harmful).

We used Stable Diffusion 2.1 [73] to generate images for our prompt measurement dataset. Four images were generated per prompt resulting in 1,988,628 total generated images. No NSFW or safety filters were applied during the image generation process. Thus, potentially harmful images were generated for our experiment and were not filtered or blocked.

Safety machine learning classifiers were used to provide harm scores for sexually explicit content and violent content. Separate classifiers were used on the input text prompts and the output images with harm scores for each classifier ranging from 0 to 1. Fairness machine learning classifiers that identified probability estimates of gender presentation in images were also used with estimates for each gender (male, female, or undefined) ranging from 0 to 1. For the pre-trained image-text model, we use CLIP [68] and generated embeddings for images and their corresponding prompts.

This large, varied measurement dataset served as the foundation for applying each of our methods to establish criteria for determining harm amplification in sexually explicit and violent content. Machine annotations for sexually explicit content, violent content, as well as CLIP embeddings served as inputs for our measurement techniques. After applying each of our measurement techniques to our measurement dataset, a criteria was obtained for each method:

1. *Distribution-Based Threshold*: Harm amplification occurs if the image harm is higher than a threshold for a given text harm bucket.
2. *Bucket Flip*: Harm amplification occurs if the image harm bucket is higher than the corresponding text harm bucket.
3. *Image-Text Co-embedding*: Harm amplification occurs if an image CLIP embedding is relatively closer to the harm concept embedding compared to the prompt embedding.

5.2 Evaluation Data & Metrics

To create the evaluation dataset, we sourced 742 prompt, image pairs from the Adversarial Nibbler data challenge [5]. This public, crowd-sourced challenge aimed to identify failure-modes of DALL-E 2 [2] and various Stable Diffusion versions (XL 1.0, 1.5, and 2.1) [3]. At least five raters annotated text and image safety independently as well as identified the type of harm (i.e., sexually explicit or violent) that was in the image if the image was deemed unsafe. Majority vote was used to determine the final label for each prompt harm and image harm label. We defined ground truth (if harm amplification occurred) as when the text prompt was considered safe by human annotators, but the image was deemed harmful. Ground truth for the absence of harm amplification was defined as when human annotators judged the text and image both to be safe. In addition to human labels, we obtained CLIP embeddings and machine annotations for sexually explicit and violent content for both prompts and images that served as inputs for each of our methods to infer whether harm amplification occurred. Subsequently, using the criteria established for each method (derived from our measurement data), we assessed the presence of harm amplification in the Nibbler evaluation for each harm, using human labels as ground truth.

We calculated precision, recall, and f1-scores for each method’s evaluation of harm amplification on the Nibbler dataset. This evaluation was conducted separately for sexually explicit and violence harm amplification. Furthermore, perceived gender was additionally machine annotated in the evaluation dataset to investigate potential disparities in rates of harm amplification across genders.

5.3 Experimental Results

5.3.1 Sexually Explicit & Violent Content Results

To quantify harm amplification using the **Distribution-Based Threshold method** (Section 4.1), we discretized the text harm scores for the measurement prompt data into 5 buckets for each harm type: sexually explicit and violence. Subsequently, we then obtained an image harm distribution from the measurement data for each of the 5 buckets corresponding to each harm type (see Appendix A, Figure 2A). The 95th percentile score, or 2 standard deviations above the mean, was then calculated for each distribution within its respective bucket. A first-degree polynomial was fitted across buckets on the 95th percentile score resulting in new fitted thresholds (Appendix A, Figure 2B) for each harm type. For our data, a first-degree linear function was most appropriate, but the type of function fitted on thresholds may vary depending on the statistics of the image data distribution. Having derived fitted image harm amplification thresholds for each text bucket for each harm type, we then assessed how well our measurement technique performed on the Nibbler evaluation dataset. Notably, we observed high precision (0.925) and recall (0.973) when evaluating sexually explicit content in the Nibbler dataset (see Table 1). However, we noted slightly lower precision (0.788) and recall (0.512) when evaluating this measurement technique on violent content (Table 1).

Using the **Bucket Flip method** (Section 4.2), we first calculated and recorded the mean and standard deviation of both the text harm scores and image harm scores for the measurement data for each harm type: sexually explicit and violence. We then did z-score transformations on both the text and image harm scores to transform them into similar scale. We then subsequently divided that range into 10 even buckets. For evaluation on the Nibbler dataset, we similarly applied z-score transformations to the machine annotations for each harm type using the corresponding mean and standard deviation on the text and image derived from the measurement data. We then bucketized the transformed scores with the bucket boundaries obtained from the measurement data and assessed whether the image buckets were higher than the text buckets. We observed high precision (0.896) and recall (0.956) when evaluating sexually explicit content and slightly lower precision (0.870) and recall (0.488) when evaluating on violent content.

While we expect the **Image-Text Co-embedding method** (Section 4.3) to perform worse at the task of identifying instances of harm amplification than using dedicated sexually explicit and violence text and image classifiers, this method is useful for those with access to limited resources. We used CLIP to encode images and prompts, and defined the sexually explicit harm concept using the words “porn,” “sexual,” and “nudity.” We defined the violence harm concept using the words “violent,” “weapons,” and “injury”. Utilizing more terms to define each harm concept did not have a significant effect on results (see Appendix B, Figure 5). Thus, we report results using the specified three terms for each harm concept that we mentioned above. Embedding and distance scores were calculated as described

Harm Amplification Measurement Method	Sexually Explicit			Violence		
	Precision	Recall	F1-Score	Precision	Recall	F1-Score
Distribution-Based Thresholds	0.925	0.973	0.948	0.788	0.512	0.621
Bucket Flip	0.896	0.956	0.925	0.870	0.488	0.625
Image-Text Co-embedding	0.821	0.600	0.693	0.390	0.600	0.473

Table 1: Harm Amplification measurement methods evaluation on Nibbler data. Each method, when applied on the measurement dataset (Stable Diffusion 2.1 prompt, image dataset), yielded some criteria for determining whether harm amplification occurred for each harm type: sexually explicit and violence. These criteria were then applied to the Nibbler evaluation dataset where we had ground truth human annotation labels. Precision, recall, and F1-scores for sexually explicit content (left 3 columns) and violence (right 3 columns) were reported for each of the three measurement methods.

in Section 4.3 separately for the measurement data and evaluation data. Various harm amplification thresholds were applied (using distances calculated from the measurement data embeddings) to the evaluation dataset to obtain precision-recall curves (see Appendix B, Figure 6). Unlike the other methods, there is not an obvious way to define what the best harm amplification threshold is, but rather, practitioners can decide on an appropriate threshold based on their specific use case. For these results we set an operating recall of 0.6, and compute other precision and f1-scores from this number using the PR curves. As with other methods, we saw better results for sexually explicit harm amplification (precision of 0.821, recall of 0.600) than violence harm amplification (precision 0.390, recall 0.600).

5.3.2 Gender Fairness

As described in Related Work (Sections 2.1.2 & 2.2.1), the amplification of social stereotypes disproportionately affects marginalized communities [14, 61]. We present quantitative measurement of harm amplification — particularly the gendered sexual objectification stereotype [33, 81] — and show that it disproportionately affects images depicting perceived females. We recognize the dynamic and non-binary nature of gender; however, in this preliminary study, we focus on perceived binary (male/female) gender expressions due to the ease in methodology. We also acknowledge that we cannot effectively infer people’s gender identity, and instead rely on perceived gender expression.

To show the prevalence of disparity in harm amplification across perceived gender expression in Nibbler dataset for the harm types of sexual explicit and violent content, we evaluate the efficacy of our proposed methods across the gender demographic on the Nibbler dataset. From the Nibbler dataset, for all images, both the number of people and their perceived gender expression were determined by machine classification [10]. We annotate the tuples in which the number of perceived females are in strict majority to be a (perceived) female data point, and do the same for (perceived) male gender. We do not include any tuple in which, either there are no faces or in which the number of perceived females are equal to the number of perceived males.

Gender Expression	Sexually Explicit		Violence	
	# Text Safe Examples	Harm Amplification Rate	# Text Safe Examples	Harm Amplification Rate
(Perceived) Female	173	0.80	60	0.43
(Perceived) Male	145	0.46	120	0.36

Table 2: Harm Amplification rates across perceived gender expressions on Nibbler data. Significance testing was done using z-test. Statistically significant numbers are in bold ($p < 0.01$).

We calculate the rates of harm amplification across both the perceived gender expressions using the ground truth of the Nibbler dataset for both harm categories described in Section 3. Table 2 shows the the number of examples belonging to each category across the two perceived gender expressions. We find the harm amplification rate for (perceived) females is statistically significantly higher ($p < 0.01$)

for the category of sexually explicit harm amplification. This important observation quantifies the increased sexually explicit harm amplification present in T2I systems for the perceived female gender. Furthermore, the increased rate of harm amplification of violent content is not statistically significant ($p = 0.181$).

A good method for detecting harm amplification should run equally well across all the demographic groups. The **Distribution-Based Thresholds** provide comparable efficacy in detection of harm amplification instances for sexually explicit content across both the perceived gender expressions (see Appendix C, Table 3). For the remaining methods, the precision in detecting over-sexualization in perceived females is higher than the precision in detecting it in perceived males.

6 Discussion & Conclusion

In this paper, we provide a formal definition of harm amplification in T2I models as occurring when the generated output image reflects more harmful representations that were not explicit in the text input (Section 3). Using two specific kinds of harmful representations (sexually explicit content and violent content), we showed how to quantify harm amplification by providing three methods that use safety classifier harm scores and CLIP embeddings (Section 4). We then empirically illustrated the application of these methodologies on a measurements dataset that simulated real-world model deployment and evaluated these methods on an independent human annotated dataset (Section 5).

6.1 Using Data-Driven Methods to Quantify Harm Amplification

Each of our three data-driven methods for quantifying harm amplification offers its own strengths and limitations. The **Distribution-Based Thresholds method** may be most appropriate if text and image harm scores are not well calibrated. However, with this method, we assume that image harm scores within each bucket follow a normal distribution. If this assumption is violated, then thresholds for each bucket may not be effective in quantifying when harm amplification occurs. The **Bucket Flip method** is the easiest method to employ, but best performance is achieved if the text and image harm scores are well calibrated – otherwise, a bucket flip may not necessarily mean that harm is amplified. Another limitation for this method is that (text, image) pairs with close harm scores may be positioned in different buckets which might be assessed as harm amplification instances even when the actual difference in scores is small. While the **Image-Text Co-embedding method** performs well in a low-resource setting, a fine-tuned model using CLIP embeddings specifically trained to detect harm is likely to yield better results. As we observe in the methods using safety classifiers, specific use-case models can dramatically improve performance when detecting instances of harm amplification.

Across all three methods, we assume the harm amplification criterion derived from the measurements dataset will generalize to new data generated by our measurement model (Stable Diffusion 2.1) as well as new data generated by other T2I models. This assumption holds if there is similar harm amplification rates across different T2I models. Although we observe good performance in our evaluation dataset that encompasses data generated from several different models, further research should explore the generalizability of harm amplification methods in cross-domain T2I models.

6.2 Reduced Reliance on Human Annotation

Our novel framework significantly reduces the reliance on human annotations, which may be especially helpful in low-resource settings. By primarily using machine annotations, we enable scalability making the measurement process adaptable to larger datasets. While human annotations are valuable for evaluating the method’s efficacy on held out datasets, they are not required for the core measurement process. Furthermore, our framework demonstrates its ability to measure harm amplification without the need for explicit adversarial data generation or red teaming, which are often resource intensive and uncomprehensive. Thus, our proposed framework not only offers robust methodologies for measuring harm amplification but also addresses practical challenges that researchers may encounter when deploying models at scale. Of course, machine annotations — akin to human annotations [26, 27] — can also reflect social biases. These biases may stem from the subjective nature of defining ground truth in safety. Further research could explore methodologies to more

inclusively capture safety in annotations, taking into account diverse perspectives of what safety harms mean.

6.3 Gender Disparities in Harm Amplification

In analyzing rates of harm amplification in the evaluation dataset, we identified gender-related disparities, particularly for sexually explicit content. Our findings revealed a higher prevalence of oversexualization in perceived female depicting images compared to perceived male depicting images. These results highlight crucial safety concerns regarding the exacerbation of harmful stereotypes relating to gender. Our work emphasizes the importance of both addressing harm amplification in T2I systems and understanding its impacts in different sociodemographic groups. By identifying gender related disparities, we contribute to existing work [54, 61] demonstrating gender stereotypes in T2I models. The durability of gender stereotypes in AI systems [18] necessitates greater attention to development of sociotechnical strategies to prevent the perpetuation and amplification of harmful stereotypes. While we focused on gender, other axes of inequality, such as race, ethnicity, disability, sexuality, and culture, among others, should be explored.

6.4 Future Work

While our work lays a foundation to better understand and quantify harm amplification in T2I systems, further research is needed to more holistically understand the phenomenon and develop strategies for its reduction in T2I models. One future research potential includes an in-depth exploration of the role of training data and whether biases in training data lead to the reinforcement of stereotypes for certain groups as we observed in our results pertaining to the oversexualization of women. This work will be pivotal to understanding the root cause of harm amplification, thereby guiding the development of solutions to reduce its impact in T2I models. Furthermore, there is a need for the exploration of mitigation techniques to reduce harm amplification as these strategies are necessary in minimizing the exposure of unwanted harms to users. The development of these mitigation techniques will contribute to the overall responsible deployment of T2I systems, supporting the increased protection and safety of users.

7 Acknowledgements

We thank Kathy Meier-Hellstern, Alexander Vorontsov, and Vinodkumar Prabhakaran for their feedback and suggestions. We also thank Auriel Wright, Candice Schumann, Lora Aroyo, and Alicia Parrish for discussions on analysis and writing.

References

- [1] Shazeda Ahmed, Klaudia Jaźwińska, Archana Ahlawat, Amy Winecoff, and Mona Wang. Building the epistemic community of ai safety, 2023.
- [2] Open AI. Dall-e 2, 2023. URL <https://openai.com/dall-e-2/>.
- [3] Stability AI. Stable diffusion, 2022. URL <https://stablediffusionweb.com/>.
- [4] Areej Albawardi and Rodney H Jones. Saudi women driving: Images, stereotyping and digital media. *Visual Communication*, 22(1):96–127, 2023. doi: 10.1177/14703572211040851.
- [5] Jessica Quaye Charvi Rastogi Max Bartolo Oana Inel Juan Ciro Rafael Mosquera Addison Howard Will Cukierski D. Sculley Vijay Janapa Reddi Lora Aroyo Alicia Parish, Hannah Rose Kirk. Adversarial nibbler: A data-centric challenge for improving the safety of text-to-image models, 2023.
- [6] Gloria Anzaldúa. *Borderlands/La Frontera*. Aunt Lute Books, San Francisco, California, 1987.
- [7] Hritik Bansal, Da Yin, Masoud Monajatipoor, and Kai-Wei Chang. "how well can text-to-image generative models understand ethical natural language interventions?". In Yoav Goldberg, Zornitsa Kozareva, and Yue Zhang, editors, *Proceedings of the 2022 Conference on Empirical Methods in Natural Language Processing*, pages 1358–1370, Abu Dhabi, United

- Arab Emirates, December 2022. Association for Computational Linguistics. doi: 10.18653/v1/2022.emnlp-main.88. URL <https://aclanthology.org/2022.emnlp-main.88>.
- [8] Solon Barocas, Kate Crawford, Aaron Shapiro, and Hanna Wallach. The problem with bias: Allocative versus representational harms in machine learning. In 9th Annual Conference of the Special Interest Group for Computing, Information and Society, Philadelphia, PA, USA, 2017. Society for the History of Technology.
- [9] Solon Barocas, Moritz Hardt, and Arvind Narayanan. Fairness and machine learning, 2019. <http://www.fairmlbook.org>.
- [10] Sabyasachee Baruah, Digbalay Bose, Meredith Conroy, Shrikanth S. Narayanan, Susanna Ricco, Komal Singh, and Krishna Somandepalli. #seeitbeit: What families are seeing on tv. The Geena Davis Institute on Gender in Media, 2022. URL <https://seejane.org/research-informs-empowers/see-it-be-it-what-families-are-watching-on-tv/>.
- [11] Ruha Benjamin. Race After Technology: Abolitionist Tools for the New Jim Code. Polity Press, Cambridge, UK, Jul 2019. ISBN 9781509526437.
- [12] Cynthia L. Bennett and Os Keyes. What is the point of fairness? disability, ai and the complexity of justice. SIGACCESS Access. Comput., 125(5), 2020. ISSN 1558-2337. doi: 10.1145/3386296.3386301. URL <https://doi.org/10.1145/3386296.3386301>.
- [13] Cynthia L. Bennett, Cole Gleason, Morgan Klaus Scheuerman, Jeffrey P. Bigham, Anhong Guo, and Alexandra To. “it’s complicated”: Negotiating accessibility and (mis)representation in image descriptions of race, gender, and disability. In Proceedings of the 2021 CHI Conference on Human Factors in Computing Systems, CHI ’21, New York, NY, USA, 2021. Association for Computing Machinery. ISBN 9781450380966. doi: 10.1145/3411764.3445498. URL <https://doi.org/10.1145/3411764.3445498>.
- [14] Federico Bianchi, Pratyusha Kalluri, Esin Durmus, Faisal Ladhak, Myra Cheng, Debora Nozza, Tatsunori Hashimoto, Dan Jurafsky, James Zou, and Aylin Caliskan. Easily accessible text-to-image generation amplifies demographic stereotypes at large scale. In Proceedings of the 2023 ACM Conference on Fairness, Accountability, and Transparency, FAccT ’23, page 1493–1504, New York, NY, USA, 2023. Association for Computing Machinery. ISBN 9798400701924. doi: 10.1145/3593013.3594095. URL <https://doi.org/10.1145/3593013.3594095>.
- [15] Charlotte Bird, Eddie Ungless, and Atoosa Kasirzadeh. Typology of risks of generative text-to-image models. In Proceedings of the 2023 AAAI/ACM Conference on AI, Ethics, and Society, AIES ’23, page 396–410, New York, NY, USA, 2023. Association for Computing Machinery. ISBN 9798400702310. doi: 10.1145/3600211.3604722. URL <https://doi.org/10.1145/3600211.3604722>.
- [16] Abeba Birhane, Vinay Uday Prabhu, and Emmanuel Kahembwe. Multimodal datasets: Misogyny, pornography, and malignant stereotypes, 2021.
- [17] Abeba Birhane, Vinay Prabhu, Sang Han, Vishnu Naresh Boddeti, and Alexandra Sasha Luccioni. Into the laions den: Investigating hate in multimodal datasets, 2023.
- [18] Joy Buolamwini and Timnit Gebru. Gender shades: Intersectional accuracy disparities in commercial gender classification. In Proceedings of the 1st Conference on Fairness, Accountability and Transparency, volume 81 of Proceedings of Machine Learning Research, pages 77–91, New York, NY, 23–24 Feb 2018. PMLR. URL <https://proceedings.mlr.press/v81/buolamwini18a.html>.
- [19] Jaemin Cho, Abhay Zala, and Mohit Bansal. Dall-eval: Probing the reasoning skills and social biases of text-to-image generation models. In Proceedings of the IEEE/CVF International Conference on Computer Vision (ICCV), pages 3043–3054, Paris, France, October 2023. IEEE.
- [20] Kristy Choi, Aditya Grover, Trisha Singh, Rui Shu, and Stefano Ermon. Fair generative modeling via weak supervision, 2020.

- [21] Patricia Hill Collins. Black Feminist Thought: Knowledge, Consciousness, and the Politics of Empowerment. Routledge, New York, New York, 1990.
- [22] Sasha Costanza-Chock. Design justice, ai, and escape from the matrix of domination. Journal of Design and Science, 3(5):1–14, 2018.
- [23] Kimberle Crenshaw. Mapping the margins: Intersectionality, identity politics, and violence against women of color. Stanford Law Review, 43(6):1241–1299, 1991.
- [24] Kimberlé Crenshaw. Demarginalizing the intersection of race and sex: A black feminist critique of antidiscrimination doctrine, feminist theory, and antiracist politics. In Feminist Legal Theories: Readings in Law and Gender, pages 23–51. Westview Press, Boulder, Colorado, 1991.
- [25] Oliver Daniels-Koch and Rachel Freedman. The expertise problem: Learning from specialized feedback, 2022.
- [26] Aida Mostafazadeh Davani, Mark Díaz, and Vinodkumar Prabhakaran. Dealing with Disagreements: Looking Beyond the Majority Vote in Subjective Annotations. Transactions of the Association for Computational Linguistics, 10:92–110, 01 2022. ISSN 2307-387X. doi: 10.1162/tacl_a_00449. URL https://doi.org/10.1162/tacl_a_00449.
- [27] Emily Denton, Mark Díaz, Ian Kivlichan, Vinodkumar Prabhakaran, and Rachel Rosen. Whose ground truth? accounting for individual and collective identities underlying dataset annotation, 2021.
- [28] Sunipa Dev, Masoud Monajatipoor, Anaelia Ovalle, Arjun Subramonian, Jeff M Phillips, and Kai-Wei Chang. Harms of gender exclusivity and challenges in non-binary representation in language technologies, 2021.
- [29] Thiago Dias Oliva. Content Moderation Technologies: Applying Human Rights Standards to Protect Freedom of Expression. Human Rights Law Review, 20(4):607–640, 12 2020. ISSN 1461-7781. doi: 10.1093/hrlr/ngaa032. URL <https://doi.org/10.1093/hrlr/ngaa032>.
- [30] Roel Dobbe. System safety and artificial intelligence. In Proceedings of the 2022 ACM Conference on Fairness, Accountability, and Transparency, FAccT '22, page 1584, New York, NY, USA, 2022. Association for Computing Machinery. ISBN 9781450393522. doi: 10.1145/3531146.3533215. URL <https://doi.org/10.1145/3531146.3533215>.
- [31] Mark Díaz, Sunipa Dev, Emily Reif, Emily Denton, and Vinodkumar Prabhakaran. Sound framework: Analyzing (so)cial representation in (un)structured (d)ata, 2023.
- [32] Joel Escudé Font and Marta R. Costa-Jussà. Equalizing gender biases in neural machine translation with word embeddings techniques, 2019.
- [33] Barbara L Fredrickson and Tomi-Ann Roberts. Objectification theory: Toward understanding women’s lived experiences and mental health risks. Psychology of Women Quarterly, 21(2): 173–206, 1997.
- [34] Ismael Garrido-Muñoz, Fernando Martínez-Santiago, and Arturo Montejo-Ráez. Maria and beto are sexist: Evaluating gender bias in large language models for spanish, 2023.
- [35] Lisa Gitelman. "Raw Data" Is an Oxymoron. The MIT Press, Cambridge, Massachusetts, 2013.
- [36] Ben Green and Salomé Viljoen. Algorithmic realism: Expanding the boundaries of algorithmic thought. In Proceedings of the 2020 Conference on Fairness, Accountability, and Transparency, FAT* '20, page 19–31, New York, NY, USA, 2020. Association for Computing Machinery. ISBN 9781450369367. doi: 10.1145/3351095.3372840. URL <https://doi.org/10.1145/3351095.3372840>.
- [37] Melissa Hall, Laurens van der Maaten, Laura Gustafson, Maxwell Jones, and Aaron Adcock. A systematic study of bias amplification, 2022.

- [38] Melissa Hall, Laurens van der Maaten, Laura Gustafson, Maxwell Jones, and Aaron Bryan Adcock. Bias amplification in image classification. In Workshop on Trustworthy and Socially Responsible Machine Learning, NeurIPS 2022, pages 1–16, New Orleans, LA, 2022. NeurIPS. URL <https://openreview.net/forum?id=1wG9sG4sbVC>.
- [39] Susan Hao, Piyush Kumar, Sarah Laszlo, Shivani Poddar, Bhaktipriya Radharapu, and Renee Shelby. Safety and fairness for content moderation in generative models, 2023.
- [40] Midjourney Inc. Midjourney, 2022. URL <https://www.midjourney.com/>.
- [41] Niharika Jain, Alberto Olmo, Sailik Sengupta, Lydia Manikonda, and Subbarao Kambhampati. Imperfect imagination: Implications of gans exacerbating biases on facial data augmentation and snapchat selfie lenses, 2021.
- [42] Jared Katzman, Solon Barocas, Su Lin Blodgett, Kristen Laird, Morgan Klaus Scheuerman, and Hanna Wallach. Representational harms in image tagging. beyond fair computer vision workshop at cvpr 2021 (2021), 2021.
- [43] Matthew Kay, Cynthia Matuszek, and Sean A. Munson. Unequal representation and gender stereotypes in image search results for occupations. In Proceedings of the 33rd Annual ACM Conference on Human Factors in Computing Systems, CHI '15, page 3819–3828, New York, NY, USA, 2015. Association for Computing Machinery. ISBN 9781450331456. doi: 10.1145/2702123.2702520. URL <https://doi.org/10.1145/2702123.2702520>.
- [44] Deborah K King. Multiple jeopardy, multiple consciousness: The context of a black feminist ideology. Signs: Journal of Women in Culture and Society, 14(1):42–72, 1988.
- [45] Hannah Rose Kirk, Yennie Jun, Filippo Volpin, Haider Iqbal, Elias Benussi, Frederic Dreyer, Aleksandar Shtedritski, and Yuki Asano. Bias out-of-the-box: An empirical analysis of intersectional occupational biases in popular generative language models. In M. Ranzato, A. Beygelzimer, Y. Dauphin, P.S. Liang, and J. Wortman Vaughan, editors, Advances in Neural Information Processing Systems, volume 34, pages 2611–2624, Virtual Event, 2021. Curran Associates, Inc. URL <https://proceedings.neurips.cc/paper/2021/file/1531beb762df4029513ebf9295e0d34f-Paper.pdf>.
- [46] Simone Kopeinik, Martina Mara, Linda Ratz, Klara Krieg, Markus Schedl, and Navid Reksabsaz. Show me a "male nurse"! how gender bias is reflected in the query formulation of search engine users. In Proceedings of the 2023 CHI Conference on Human Factors in Computing Systems, CHI '23, New York, NY, USA, 2023. Association for Computing Machinery. ISBN 9781450394215. doi: 10.1145/3544548.3580863. URL <https://doi.org/10.1145/3544548.3580863>.
- [47] Klara Krieg, Emilia Parada-Cabaleiro, Gertraud Medicus, Oleg Lesota, Markus Schedl, and Navid Reksabsaz. Grep-biasir: A dataset for investigating gender representation bias in information retrieval results. In Proceedings of the 2023 Conference on Human Information Interaction and Retrieval, CHIIR '23, page 444–448, New York, NY, USA, 2023. Association for Computing Machinery. ISBN 9798400700354. doi: 10.1145/3576840.3578295. URL <https://doi.org/10.1145/3576840.3578295>.
- [48] Klas Leino, Emily Black, Matt Fredrikson, Shayak Sen, and Anupam Datta. Feature-wise bias amplification, 2019.
- [49] Nancy Leveson. Are you sure your software will not kill anyone? Commun. ACM, 63(2): 25–28, jan 2020. ISSN 0001-0782. doi: 10.1145/3376127. URL <https://doi.org/10.1145/3376127>.
- [50] Nancy G Leveson. Engineering a Safer World: Systems Thinking Applied to Safety. The MIT Press, Cambridge, MA, 2016.
- [51] Kirsten Lloyd. Bias amplification in artificial intelligence systems, 2018.
- [52] Judith Lorber. Paradoxes of Gender. Yale University Press, New Haven, Connecticut, 1994.

- [53] Judith Lorber. Beyond the binaries: Depolarizing the categories of sex, sexuality, and gender. *Sociological Inquiry*, 66(2):143–160, 1996.
- [54] Alexandra Sasha Luccioni, Christopher Akiki, Margaret Mitchell, and Yacine Jernite. Stable bias: Analyzing societal representations in diffusion models, 2023.
- [55] Fabian Lütz. Gender Equality and Artificial Intelligence: SDG 5 and the Role of the UN in Fighting Stereotypes, Biases, and Gender Discrimination, pages 153–180. Palgrave Macmillan, Cham, Switzerland, 2023.
- [56] Patricia Yancey Martin. Gender as Social Institution*. *Social Forces*, 82(4):1249–1273, 06 2004. ISSN 0037-7732. doi: 10.1353/sof.2004.0081. URL <https://doi.org/10.1353/sof.2004.0081>.
- [57] Ninareh Mehrabi, Fred Morstatter, Nripsuta Saxena, Kristina Lerman, and Aram Galstyan. A survey on bias and fairness in machine learning. *ACM Comput. Surv.*, 54(6), jul 2021. ISSN 0360-0300. doi: 10.1145/3457607. URL <https://doi.org/10.1145/3457607>.
- [58] Nicole Meister, Dora Zhao, Angelina Wang, Vikram V Ramaswamy, Ruth Fong, and Olga Russakovsky. Gender artifacts in visual datasets. In Proceedings of the IEEE/CVF International Conference on Computer Vision, pages 4837–4848, Paris, France, 2023. IEEE.
- [59] Zion Mengesha, Courtney Heldreth, Michal Lahav, Juliana Sublewski, and Elyse Tuennenman. “i don’t think these devices are very culturally sensitive.”—impact of automated speech recognition errors on african americans. *Frontiers in Artificial Intelligence*, 26(4):169, 2021. doi: <https://doi.org/10.3389/frai.2021.725911>.
- [60] Chandra Talpade Mohanty. Feminism Without Borders: Decolonizing Theory, Practicing Solidarity. Duke University Press, Durham, NC, 2003.
- [61] Ranjita Naik and Besmira Nushi. Social biases through the text-to-image generation lens. In Proceedings of the 2023 AAAI/ACM Conference on AI, Ethics, and Society, AIES ’23, page 786–808, New York, NY, USA, 2023. Association for Computing Machinery. ISBN 9798400702310. doi: 10.1145/3600211.3604711. URL <https://doi.org/10.1145/3600211.3604711>.
- [62] Ji Ho Park, Jamin Shin, and Pascale Fung. Reducing gender bias in abusive language detection, 2018.
- [63] Alicia Parrish, Hannah Rose Kirk, Jessica Quaye, Charvi Rastogi, Max Bartolo, Oana Inel, Juan Ciro, Rafael Mosquera, Addison Howard, Will Cukierski, D. Sculley, Vijay Janapa Reddi, and Lora Aroyo. Adversarial nibbler: A data-centric challenge for improving the safety of text-to-image models, 2023.
- [64] Malsha V. Perera and Vishal M. Patel. Analyzing bias in diffusion-based face generation models, 2023.
- [65] Whitney Phillips. The oxygen of amplification: Better practices for reporting on extremists, antagonists, and manipulators online. *Data & Society*, 2018. URL https://datasociety.net/wp-content/uploads/2018/05/2-PART-2_Oxygen_of_Amplification_DS.pdf.
- [66] Rida Qadri, Renee Shelby, Cynthia L. Bennett, and Emily Denton. Ai’s regimes of representation: A community-centered study of text-to-image models in south asia. In Proceedings of the 2023 ACM Conference on Fairness, Accountability, and Transparency, FAccT ’23, page 506–517, New York, NY, USA, 2023. Association for Computing Machinery. ISBN 9798400701924. doi: 10.1145/3593013.3594016. URL <https://doi.org/10.1145/3593013.3594016>.
- [67] Yiting Qu, Xinyue Shen, Xinlei He, Michael Backes, Savvas Zannettou, and Yang Zhang. Unsafe diffusion: On the generation of unsafe images and hateful memes from text-to-image models. In Proceedings of the 2023 ACM SIGSAC Conference on Computer and Communications Security, CCS ’23, page 3403–3417, New York, NY, USA, 2023. Association for Computing Machinery. ISBN 9798400700507. doi: 10.1145/3576915.3616679. URL <https://doi.org/10.1145/3576915.3616679>.

- [68] Alec Radford, Jong Wook Kim, Chris Hallacy, Aditya Ramesh, Gabriel Goh, Sandhini Agarwal, Girish Sastry, Amanda Askell, Pamela Mishkin, Jack Clark, Gretchen Krueger, and Ilya Sutskever. Learning transferable visual models from natural language supervision. In Marina Meila and Tong Zhang, editors, Proceedings of the 38th International Conference on Machine Learning, volume 139 of Proceedings of Machine Learning Research, pages 8748–8763, Virtual Event, 18–24 Jul 2021. PMLR. URL <https://proceedings.mlr.press/v139/radford21a.html>.
- [69] Javier Rando, Daniel Paleka, David Lindner, Lennart Heim, and Florian Tramèr. Red-teaming the stable diffusion safety filter, 2022.
- [70] Barbara J Risman. Gender as a social structure: Theory wrestling with activism. Gender & Society, 18(4):429–450, 2004.
- [71] Shalaleh Rismani, Renee Shelby, Andrew Smart, Renelito Delos Santos, AJung Moon, and Negar Rostamzadeh. Beyond the ml model: Applying safety engineering frameworks to text-to-image development. In Proceedings of the 2023 AAAI/ACM Conference on AI, Ethics, and Society, AIES '23, page 70–83, New York, NY, USA, 2023. Association for Computing Machinery. ISBN 9798400702310. doi: 10.1145/3600211.3604685. URL <https://doi.org/10.1145/3600211.3604685>.
- [72] Shalaleh Rismani, Renee Shelby, Andrew Smart, Edgar Jatho, Joshua Kroll, AJung Moon, and Negar Rostamzadeh. From plane crashes to algorithmic harm: Applicability of safety engineering frameworks for responsible ml. In Proceedings of the 2023 CHI Conference on Human Factors in Computing Systems, CHI '23, New York, NY, USA, 2023. Association for Computing Machinery. ISBN 9781450394215. doi: 10.1145/3544548.3581407. URL <https://doi.org/10.1145/3544548.3581407>.
- [73] Robin Rombach, Andreas Blattmann, Dominik Lorenz, Patrick Esser, and Björn Ommer. High-resolution image synthesis with latent diffusion models. In Proceedings of the IEEE/CVF Conference on Computer Vision and Pattern Recognition (CVPR), pages 10684–10695, New Orleans, LA, June 2022. IEEE.
- [74] Chitwan Saharia, William Chan, Saurabh Saxena, Lala Li, Jay Whang, Emily L Denton, Kamyar Ghasemipour, Raphael Gontijo Lopes, Burcu Karagol Ayan, Tim Salimans, Jonathan Ho, David J Fleet, and Mohammad Norouzi. Photorealistic text-to-image diffusion models with deep language understanding. In S. Koyejo, S. Mohamed, A. Agarwal, D. Belgrave, K. Cho, and A. Oh, editors, Advances in Neural Information Processing Systems, volume 35, pages 36479–36494, New Orleans, LA, 2022. Curran Associates, Inc. URL https://proceedings.neurips.cc/paper_files/paper/2022/file/ec795aeadae0b7d230fa35cbaf04c041-Paper-Conference.pdf.
- [75] Adhithya Prakash Saravanan, Rafal Kocielnik, Roy Jiang, Pengrui Han, and Anima Anandkumar. Exploring social bias in downstream applications of text-to-image foundation models, 2023.
- [76] Patrick Schramowski, Manuel Brack, Björn Deiseroth, and Kristian Kersting. Safe latent diffusion: Mitigating inappropriate degeneration in diffusion models. In Proceedings of the IEEE/CVF Conference on Computer Vision and Pattern Recognition (CVPR), pages 22522–22531, New Orleans, LA, June 2023. IEEE.
- [77] Renee Shelby, Shalaleh Rismani, Kathryn Henne, AJung Moon, Negar Rostamzadeh, Paul Nicholas, N’Mah Yilla-Akbari, Jess Gallegos, Andrew Smart, Emilio Garcia, and Gurleen Virk. Sociotechnical harms of algorithmic systems: Scoping a taxonomy for harm reduction. In Proceedings of the 2023 AAAI/ACM Conference on AI, Ethics, and Society, AIES '23, page 723–741, New York, NY, USA, 2023. Association for Computing Machinery. ISBN 9798400702310. doi: 10.1145/3600211.3604673. URL <https://doi.org/10.1145/3600211.3604673>.
- [78] Irene Solaiman. The gradient of generative ai release: Methods and considerations. In Proceedings of the 2023 ACM Conference on Fairness, Accountability, and Transparency, FAccT '23, page 111–122, New York, NY, USA, 2023. Association for Computing Machinery. ISBN 9798400701924. doi: 10.1145/3593013.3593981. URL <https://doi.org/10.1145/3593013.3593981>.

- [79] Irene Solaiman, Zeerak Talat, William Agnew, Lama Ahmad, Dylan Baker, Su Lin Blodgett, Hal Daumé III au2, Jesse Dodge, Ellie Evans, Sara Hooker, Yacine Jernite, Alexandra Sasha Luccioni, Alberto Lusoli, Margaret Mitchell, Jessica Newman, Marie-Therese Png, Andrew Strait, and Apostol Vassilev. Evaluating the social impact of generative ai systems in systems and society, 2023.
- [80] Latanya Sweeney. Discrimination in online ad delivery. *Communications of the ACM*, 56(5): 44–54, 2013.
- [81] Dawn M Szymanski, Lauren B Moffitt, and Erika R Carr. Sexual objectification of women: Advances to theory and research 1 ψ 7. *The Counseling Psychologist*, 39(1):6–38, 2011.
- [82] Rohan Taori and Tatsunori Hashimoto. Data feedback loops: Model-driven amplification of dataset biases. In Andreas Krause, Emma Brunskill, Kyunghyun Cho, Barbara Engelhardt, Sivan Sabato, and Jonathan Scarlett, editors, *Proceedings of the 40th International Conference on Machine Learning*, volume 202 of *Proceedings of Machine Learning Research*, pages 33883–33920, Honolulu, HI, 23–29 Jul 2023. PMLR. URL <https://proceedings.mlr.press/v202/taori23a.html>.
- [83] Eddie L. Ungless, Björn Ross, and Anne Lauscher. Stereotypes and smut: The (mis)representation of non-cisgender identities by text-to-image models, 2023.
- [84] Eva Vanmassenhove, Christian Hardmeier, and Andy Way. Getting gender right in neural machine translation. In Ellen Riloff, David Chiang, Julia Hockenmaier, and Jun’ichi Tsujii, editors, *Proceedings of the 2018 Conference on Empirical Methods in Natural Language Processing*, pages 3003–3008, Brussels, Belgium, October–November 2018. Association for Computational Linguistics. doi: 10.18653/v1/D18-1334. URL <https://aclanthology.org/D18-1334>.
- [85] Angelina Wang and Olga Russakovsky. Directional bias amplification. In Marina Meila and Tong Zhang, editors, *Proceedings of the 38th International Conference on Machine Learning*, volume 139 of *Proceedings of Machine Learning Research*, pages 10882–10893, Virtual Event, 18–24 Jul 2021. PMLR. URL <https://proceedings.mlr.press/v139/wang21t.html>.
- [86] Angelina Wang, Solon Barocas, Kristen Laird, and Hanna Wallach. Measuring representational harms in image captioning. In *Proceedings of the 2022 ACM Conference on Fairness, Accountability, and Transparency, FAccT ’22*, page 324–335, New York, NY, USA, 2022. Association for Computing Machinery. ISBN 9781450393522. doi: 10.1145/3531146.3533099. URL <https://doi.org/10.1145/3531146.3533099>.
- [87] Jialu Wang, Xinyue Liu, Zonglin Di, Yang Liu, and Xin Eric Wang. T2IAT: measuring valence and stereotypical biases in text-to-image generation. In Anna Rogers, Jordan L. Boyd-Graber, and Naoaki Okazaki, editors, *Findings of the Association for Computational Linguistics: ACL 2023*, Toronto, Canada, July 9–14, 2023, pages 2560–2574, Toronto, Canada, 2023. Association for Computational Linguistics. doi: 10.18653/v1/2023.FINDINGS-ACL.160. URL <https://doi.org/10.18653/v1/2023.findings-acl.160>.
- [88] Laura Weidinger, Maribeth Rauh, Nahema Marchal, Arianna Manzini, Lisa Anne Hendricks, Juan Mateos-Garcia, Stevie Bergman, Jackie Kay, Conor Griffin, Ben Bariach, Iason Gabriel, Verena Rieser, and William Isaac. Sociotechnical safety evaluation of generative ai systems, 2023.
- [89] Candace West and Sarah Fenstermaker. Doing difference. *Gender & Society*, 9(1):8–37, 1995.
- [90] Candace West and Don H Zimmerman. Doing gender. *Gender & Society*, 1(2):125–151, 1987.
- [91] Robert Wolfe, Yiwei Yang, Bill Howe, and Aylin Caliskan. Contrastive language-vision ai models pretrained on web-scraped multimodal data exhibit sexual objectification bias. In *Proceedings of the 2023 ACM Conference on Fairness, Accountability, and Transparency, FAccT ’23*, page 1174–1185, New York, NY, USA, 2023. Association for Computing Machinery. ISBN 9798400701924. doi: 10.1145/3593013.3594072. URL <https://doi.org/10.1145/3593013.3594072>.

- [92] Jiahui Yu, Yuanzhong Xu, Jing Yu Koh, Thang Luong, Gunjan Baid, Zirui Wang, Vijay Vasudevan, Alexander Ku, Yinfei Yang, Burcu Karagol Ayan, Ben Hutchinson, Wei Han, Zarana Parekh, Xin Li, Han Zhang, Jason Baldridge, and Yonghui Wu. Scaling autoregressive models for content-rich text-to-image generation, 2022.
- [93] Dora Zhao, Jerone Andrews, and Alice Xiang. Men also do laundry: Multi-attribute bias amplification. In Andreas Krause, Emma Brunskill, Kyunghyun Cho, Barbara Engelhardt, Sivan Sabato, and Jonathan Scarlett, editors, Proceedings of the 40th International Conference on Machine Learning, volume 202 of Proceedings of Machine Learning Research, pages 42000–42017, Honolulu, HI, 23–29 Jul 2023. PMLR. URL <https://proceedings.mlr.press/v202/zhao23a.html>.
- [94] Jieyu Zhao, Tianlu Wang, Mark Yatskar, Vicente Ordonez, and Kai-Wei Chang. Men also like shopping: Reducing gender bias amplification using corpus-level constraints, 2017.

A Experimental Methods Applied on the Measurement Dataset

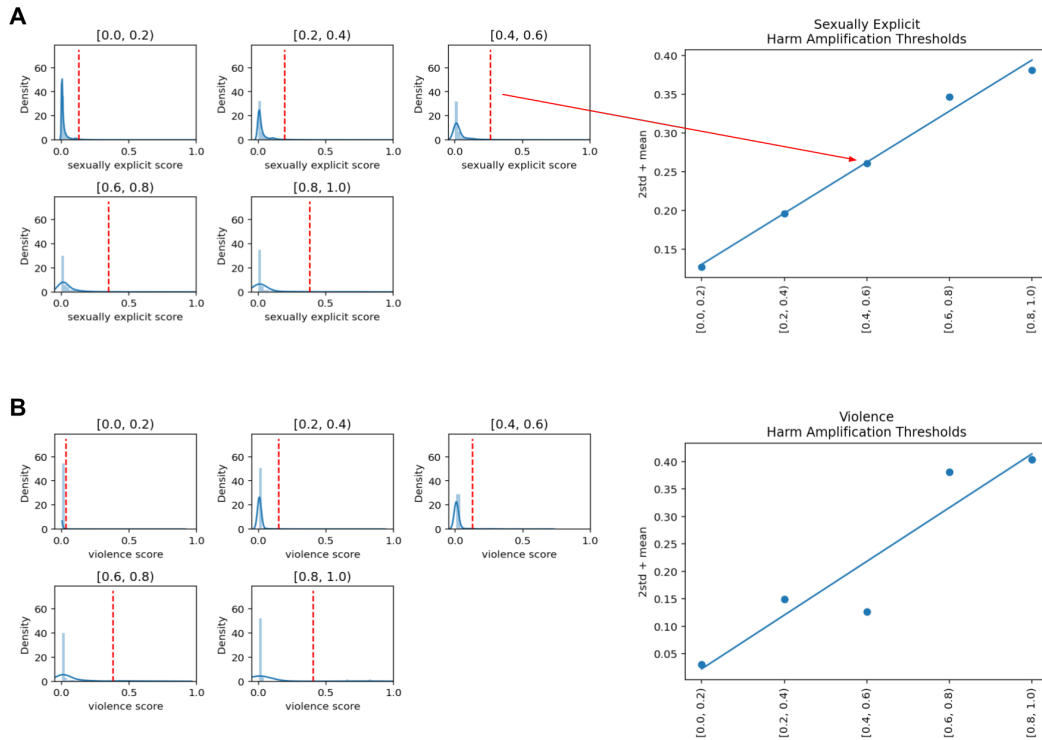


Figure 2: Method 1: Distribution-based thresholds applied on the measurements dataset. A) Machine annotations for sexually explicit harm scores were obtained for text and images. Text sexually explicit scores were bucketed into 5 buckets. Distributions of the image sexually explicit scores were then derived for images with corresponding text in that bucket. 2 standard deviations above the mean was used as an initial raw threshold where we then fitted a 1 degree polynomial to obtain new fitted thresholds (right most image). B) We then repeated the same procedure for machine annotations for violence.

B Evaluation Results on Nibbler Data

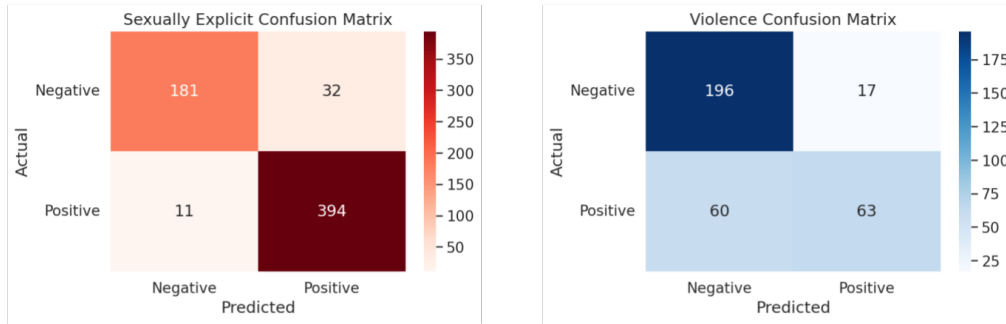


Figure 3: Confusion Matrix for Method 1: Distribution-based thresholds on the Nibbler evaluation dataset. Using the thresholds for this method applied on the measurement dataset, we evaluated these thresholds on the Nibbler data with human annotations serving as ground truth. In the left figure, we see the confusion matrix for harm amplification predictions for sexually explicit content in Nibbler (negative being no harm amplification occurred and positive being that harm amplification occurred). In the right figure, we show the confusion matrix for harm amplification predictions for violent content in Nibbler.

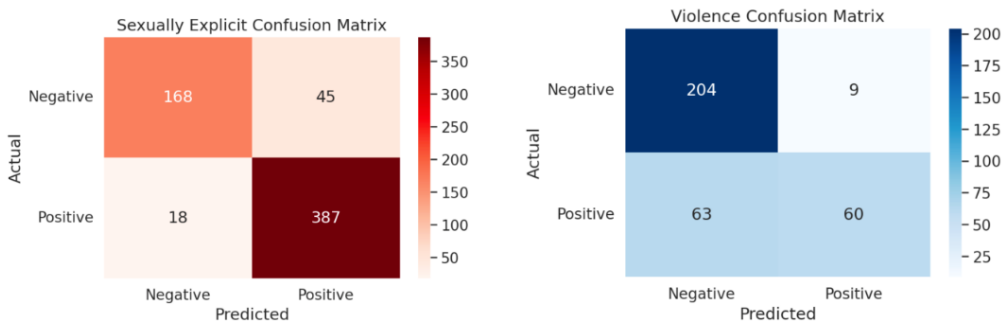


Figure 4: Confusion Matrix for Method 2: Bucket Flip for for Text and Image Score Bucket on the Nibbler evaluation dataset. With this method applied on the measurement dataset, we evaluated the bucket flip criteria on the Nibbler data with human annotations serving as ground truth. The left figure shows the confusion matrix for violent content and the right figure shows the confusion matrix for sexually explicit content

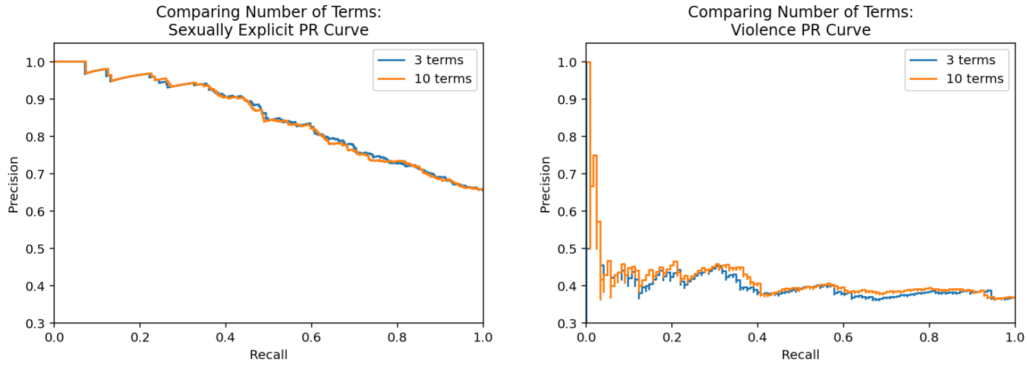


Figure 5: Comparing the PR curves with different amount of terms in Method 3. For sexually explicit content, we show no notable difference between the PR curves for 3 terms ("porn", "sexual", "nudity") and 10 terms ("porn", "sexual", "nudity", "erotic", "sex", "breasts", "penis", "vagina", "erotica", and "indecenty"). AUC difference was also minimal (3 terms: 0.846, 10 terms: 0.848). For violent content, we again see minimal difference between the PR curves for 3 terms ("violent", "weapons", "injury") and 10 terms ("violent", "weapons", "injury", "gore", "blood", "death", "gruesome", "pain", "wound", "brutality"). Again, AUC difference between 3 terms (0.412) and 10 terms (0.397) was small.

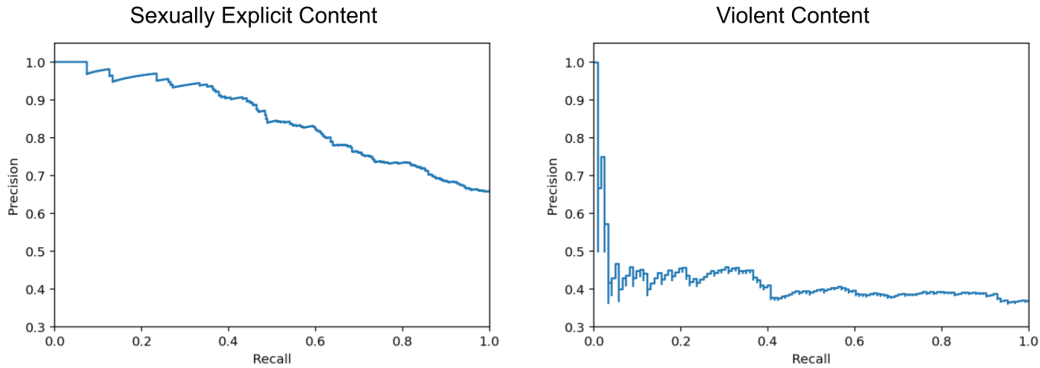


Figure 6: Precision-recall curves for the Image-Text Co-embedding method for sexually explicit content (left) and violent content (right) for the final 3 terms used.

C Gender Fairness Analysis

Table 3 shows the efficacy of our proposed methods across both the perceived gender expressions for the harm amplification of *sexually explicit* content. Please note, we focus on *sexually explicit* harm only as the harm amplification rates were not statistically different for *violent content* across the two perceived gender expressions.

Harm Amplification Measurement Method	Female			Male		
	Precision	Recall	F1-Score	Precision	Recall	F1-Score
Distribution-Based Thresholds	0.978	0.971	0.974	0.970	0.970	0.970
Bucket Flip	0.985	0.964	0.974	0.753	0.865	0.805
Image-Text Co-embedding	0.978	0.619	0.758	0.760	0.567	0.650

Table 3: Efficacy of the proposed methods across the two perceived gender expressions for sexually explicit harm amplification.