

Development and Testing of Retrieval Augmented Generation in Large Language Models - A Case Study Report

Yu He Ke*^{1,2}
Liyuan Jin*^{3,4,5}
Kabilan Elangovan^{4,5}
Hairil Rizal Abdullah^{1,2}
Nan Liu³
Alex Tiong Heng Sia^{3,7}
Chai Rick Soh^{1,3}
Joshua Yi Min Tung^{2,6}
Jasmine Chiat Ling Ong^{3,8}
Daniel Shu Wei Ting*^{3,4,5}

Affiliations:

- 1 Department of Anesthesiology, Singapore General Hospital, Singapore, Singapore
- 2 Data Science and Artificial Intelligence Lab, Singapore General Hospital, Singapore
- 3 Duke-NUS Medical School, Singapore, Singapore
- 4 Singapore National Eye Centre, Singapore Eye Research Institute, Singapore, Singapore
- 5 Singapore Health Services, Artificial Intelligence Office, Singapore
- 6 Department of Urology, Singapore General Hospital, Singapore
- 7 Department of Women's Anaesthesia, KK Women's and Children's Hospital, Singapore.
- 8 Division of Pharmacy, Singapore General Hospital, Singapore

*Contributed Equally

+Corresponding Author

Corresponding Author:

Name: Daniel Shu Wei Ting

Email: daniel.ting45@gmail.com

Address: 31 Third Hospital Ave. Singapore 168753

Institution: Singapore Health Services, Artificial Intelligence Office, Singapore

Keywords: Large language model, artificial intelligence, Retrieval-augmented generation

Declaration:

Ethics approval and consent to participate: Not applicable

Availability of data and material: Yes

Financial Disclosure

The authors have not declared a specific grant for this research from any funding agency in the

public, commercial, or not-for-profit sectors.

Competing interests

None declared.

Patient and public involvement

Patients and/or the public were not involved in the design, conduct, reporting, or dissemination plans of this research.

Acknowledgments

The authors extend their sincere gratitude to the four junior doctors from Singapore General Hospital for their invaluable contributions as human evaluators in this study. Their dedication and insightful inputs were instrumental in enriching the research. We also acknowledge the preoperative clinical guidelines provided by the hospital, which were pivotal in the successful execution of this project.

Author contributions

This study was conceptualized by YH Ke, HR Abdullah, and DSW Ting, who played pivotal roles in establishing the research framework and guiding the project's direction. The coding and technical development of the project were led by L Jin and K Elangovan, whose expertise in software engineering was critical to the implementation of the LLM-RAG models. YH Ke, L Jin, JYM Tung, JCL Ong, ATH Sia, CR Soh, MLLJames, and N Liu made contributions to the analysis of data and drafting of the manuscript.

Abstract

Purpose: Large Language Models (LLMs) hold significant promise for medical applications. Yet, their practical implementation often falls short in incorporating current, guideline-grounded knowledge specific to clinical specialties and tasks. Additionally, conventional accuracy-enhancing methods like fine-tuning pose considerable computational challenges.

Retrieval Augmented Generation (RAG) emerges as a promising approach for customizing domain knowledge in LLMs, particularly well-suited for needs in healthcare implementations. This case study presents the development and evaluation of an LLM-RAG pipeline tailored for healthcare, focusing specifically on preoperative medicine. The accuracy and safety of the responses generated by the LLM-RAG system were evaluated as primary endpoints.

Methods: We developed an LLM-RAG model using 35 preoperative guidelines and tested it against human-generated responses, with a total of 1260 responses evaluated (336 human-generated, 336 LLM-generated, and 588 LLM-RAG-generated).

The RAG process involved converting clinical documents into text using Python-based frameworks like LangChain and Llamaindex, and processing these texts into chunks for embedding and retrieval. Vector storage techniques and selected embedding models to optimize data retrieval, using Pinecone for vector storage with a dimensionality of 1536 and cosine similarity for loss metrics. LLMs including GPT3.5, GPT4.0, Llama2-7B, llama2-13B, and their LLM-RAG counterparts were evaluated.

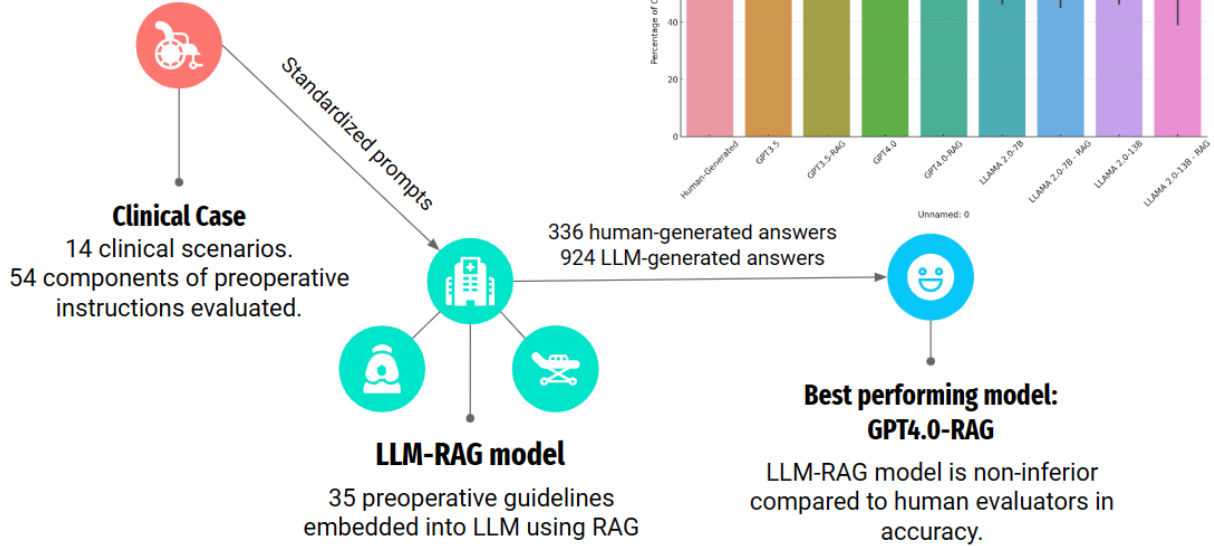
We evaluated the system using 14 de-identified clinical scenarios, focusing on six key aspects of preoperative instructions. The correctness of the responses was determined based on established guidelines and expert panel review. Human-generated answers, provided by junior doctors, were used as a comparison. Comparative analysis was conducted using Cohen's H and chi-square tests.

Results: The LLM-RAG model generated answers within an average time of 15-20 seconds, significantly faster than the 10 minutes typically required by humans. Among the basic LLMs, GPT4.0 exhibited the best accuracy of 80.1%. This accuracy was further increased to 91.4% when the model was enhanced with RAG. Compared to the human-generated instructions, which had an accuracy of 86.3%, the performance of the GPT4.0-RAG model demonstrated non-inferiority ($p=0.610$).

Conclusions: In this case study, we demonstrated a LLM-RAG model for healthcare implementation. The model can generate complex preoperative instructions across different clinical tasks with accuracy non-inferior to humans and low rates of hallucination. The pipeline shows the advantages of grounded knowledge, upgradability, and scalability as important aspects of healthcare LLM deployment.

Graphical abstract:

LLM-RAG in Preoperative Medicine



Introduction

Large Language Models (LLMs) have gained significant attention for their clinical applications potential^{1,2}, and have been demonstrated to match human performance in basic clinical tasks such as rating American Society of Anesthesiologists (ASA) scoring³. However, where complex tasks, such as clinical assessment and management are given, the response only relies on pre-train knowledge and is not grounded on institutional practicing guidelines. Most importantly, hallucinations from LLMs pose significant safety and ethical concerns^{4,5}.

Surgery cancellations on the day of surgery due to medical unfitness⁶, incorrect physician instructions⁷, and non-compliance to preoperative instructions⁸ pose a significant economic impact⁹, with operating room expenses estimated between USD 1400 to 1700 per hour¹⁰. Thorough preoperative evaluations can minimize these cancellations¹¹, but traditional preoperative evaluations are inherently labor-intensive and costly. The utilization of domain-specific LLM for delivering preoperative instructions presents substantial potential for personalized preoperative medicine.

Finetuning vs Retrieval Augmented Generation (RAG)

Fine-tuning, a process involving the retraining of pre-existing foundational models with relatively small datasets and a limited number of epochs, presents a viable solution to mitigate the issue of hallucination in model outputs. While this approach does lead to a reduction in the generalizability of the pre-trained model, as it becomes more specialized for a specific task, it offers several advantages. These include diminished instances of hallucination, enhanced performance tailored to the specific task, and increased consistency in response generation¹².

The primary challenges in fine-tuning LLMs stem from various factors including the need for extensive retraining datasets; the rigidity of question-and-answer format for both input and output; the substantial time investment required to generate accurate answers, particularly for complex fields like healthcare; and technical hurdles such as limitations in context tokens and the computational demands typically quantified in petaflops for GPU memory^{13,14}.

Retrieval Augmented Generation (RAG) is an innovative approach for tailoring LLMs to specific tasks. Unlike traditional LLMs, RAG functions similarly to a search engine, retrieving relevant, customized text data in response to queries. This capability effectively turns RAG into a tool that integrates specialized knowledge into LLMs, enhancing their baseline capabilities. In healthcare, for instance, LLMs equipped with RAG and embedded with extensive clinical guidelines (LLM-RAG) can yield more accurate outputs¹⁵. Currently, two primary open-source frameworks for RAG exist - LangChain¹⁶ and Llamaindex¹⁷. Although the retrieval process of RAG can be technically challenging, RAG's utility in contexts with smaller, more focused knowledge corpora remains significant. A detailed comparison of fine-tuning versus RAG is presented in Table 1.

Table 1. A detailed comparison between finetuning and RAG*.

Methods	Main Feature	Pros	Cons
---------	--------------	------	------

Finetuning	A customized LLM retrained for any intended task.	Consistent response generation for specific tasks. Cost efficient in deployment (cloud).	Computationally costly during the finetuning stage. Requires large finetuning datasets (100-500 Q/A pairs). Requires datasets to be curated by clinical professionals The response could be narrow and rigid.
RAG	A retrieval framework to provide pre-trained LLMs with customized knowledge.	Easy to update Answering to various queries. Maintains reasoning ability of pre-trained models.	A large knowledge corpus introduces noise. Does not work well with highly structured data.

*Depends on the size of selected LLM models (or pre-trained models for RAG)

This study aims to detail the development of a LLM-RAG pipeline, tailored specifically for preoperative medicine. The primary objective is to evaluate the accuracy of the LLM-RAG in determining a patient's fitness for surgery. The secondary objective involves a comprehensive assessment of the LLM-RAG's accuracy and safety in providing various preoperative instructions.

Methods

Preoperative Guidelines

A comprehensive collection of 35 preoperative guidelines with detailed protocols for patient assessment, medication management, and specific surgery were used (Supplementary Table 1). These documents are adopted from international perioperative guidelines¹⁸⁻²¹. These protocols are extracted in their original PDF format including diagrams and figures.

Retrieval-Augmented Generation (RAG) Framework

The LLM-RAG pipeline framework is composed of multiple distinct components:

RAG:

A. Preprocessing

Clinical documents can come in various formats. To make these compatible with the RAG framework, they should be converted into a text-based format. Open-source, Python-based frameworks like Langchain and Llamaindex facilitate this conversion, providing loaders for each document type. These loaders not only transform the documents into text but also preserve additional information in metadata, enhancing the document retrieval process by allowing for the screening of titles and pages. However, this automated conversion process has limitations. Key details, such as diagrams, decision trees, and algorithms may not be interpreted appropriately

and lead to an increase in noise.

The processed texts are then segmented into smaller chunks for embedding and retrieval. Tools from Huggingface and Langchain assist in this splitting process, typically creating chunks of arbitrary size with slight overlaps. Determining the ideal chunk size for healthcare applications is challenging and requires qualitative assessment. Advanced RAG techniques developed by Llamaindex, such as the automated parameter search, Sentence Window retrieval, and Auto-merging retrieval, show promise in addressing these challenges²².

In our case study, we utilized Python 3.11 with Langchain's DirectoryLoader and RecursiveCharacterTextSplitter, and the PyPDF2 package for reading PDF-based clinical guidelines. The chunk size was set at 1000 units with a 100-unit overlap, based on the cl100k_base tokenizer and the selected embedding model.

B. Vector Storage and Embedding Model

Optimizing data retrieval necessitates data storage engineering. Vector Storage, based on similar ideation in deep learning techniques, efficiently condenses information into high-dimensional vectors, enhancing retrieval performance. Key metrics for evaluating Vector Storage include cosine similarity, Euclidean distance, and dot product. Cosine similarity, particularly effective for semantic searches, is generally preferred for healthcare applications due to its focus on the angle between vectors, thereby emphasizing content similarity. In contrast, Euclidean distance is more suitable for quantitative measurements.

Embedding, the process of converting content into a numerical representation (i.e., vectors) for machine learning models, is crucial for transforming preprocessed healthcare knowledge into individual vectors. There are several embedding models available for this purpose. Cloud-based options like OpenAI's text-embedding-ada-002 and local options such as Hugging Face's all-MiniLM-L6-v2 offer varied indexing and dimensions. It is essential to align the Vector Storage parameters with the selected embedding model's specifications.

In this case study, we used Pinecone as our cloud-based Vector Storage solution, configured with 1536 dimensions and cosine similarity as the loss metric. For embedding, we utilized OpenAI's text-embedding-ada-002 model.

C. Retrieval Agent

The Retrieval Agent functions as an intermediary, pinpointing the most relevant knowledge chunks in response to user queries. This process involves using the same embedding model to convert the text from the query into a vector. It then sifts through the Vector Storage to identify the closest matching vectors. Additionally, the agent can access pre-processed metadata for further evaluation. The number of chunks retrieved, adjustable through a parameter commonly referred to as 'k', can be set to any desired value. The effectiveness of a Retrieval Agent is closely tied to the underlying framework it is built upon. Each framework, be it Langchain with Pinecone, Chroma, or Llamaindex, requires its unique Retrieval Agent to function optimally.

In this case study, we utilized Pinecone's Retrieval Agent, setting 'k' to 10 to determine the number of knowledge chunks to retrieve. Both the chunk size and k is selected with Llamaindex scoring among various combination with a top score of 0.84 on average retrieval, on another independent evaluation dataset.

Large Language Model and Response Generation

A list of pre-trained foundational LLMs is selected for this case study, including GPT 3.5²³, GPT 4.0²⁴, LLAMA2-7B^{25,26}, and LLAMA2-13B²⁶. Detailed characteristics of these LLMs are provided in Table 3. The same set of knowledge extracted from the guideline knowledge corpus was used as user prompts in various scenarios. Additionally, the clinical questions were input as system prompts for all models.

For LLM inference, the response generation process was conducted using different platforms depending on the model. GPT-based models were run on the cloud-based OpenAI playground platform, while the LLAMA2 models utilized the open-source H2O GPT platform²⁷. Notably, we employed quantized 8-bit chat models for both LLAMA2 7B and LLAMA2 13B models, operating on a local Nvidia RTX 4090 GPU.

To strike a balance between minimizing hallucinations and maintaining rigorous generation, the temperature settings for all LLMs were set at 0 for GPT models and 0.1 for LLAMA2 models. The detailed RAG framework can be found in Table 2. For complete transparency and to facilitate further research, the entire codebase has been made publicly available on GitHub at [RetinAIs/RAG-LLM-Demo \(github.com\)](https://github.com/RetinAIs/RAG-LLM-Demo).

Table 2: Detailed RAG framework components and available tools.

	Preprocessing	Text Splitter	Embedding Model	Vector Storage	Retrieval Agent
Function	Help convert any healthcare document format into a text-based	Help make processed text-based documents into smaller chunks	Help covert chunks into their vectors	A storing space for all converted vectors	A proxy to retrieve the most relevant documents
Common Tools	Text Convert (Python): Word: Docx2txt PDF: PyPDF2 CSV: Pandas Loder: Langchain: Text: TextLoader CSV:: CSVLoader Directory: DirectoryLoader PDF:	Langchain: RecursiveCharacterTextSplitter Llamaindex: SentenceSplitter	OpenAI (Cloud): Text-embedding-ada-002 Hugging Face (Local): all-MiniLM-L6-v2	Cloud: Pinecone Local: Chroma Llamaindex	Pinecone: Pinecone.index Chroma: Similarity_search Llamaindex: retriever

	PyPDFLoader				
	Llamaindex: CSV: SimpleCSVReader PDF: PDFReader Docx: DocxReader				

Detailed in Figure 1 is the operational framework of the LLM-RAG model, providing a schematic representation of the interplay of the algorithmic workflow integral to the system's functionality.

Figure 1: Operational framework of the LLM-RAG model incorporating 35 preoperative guidelines.

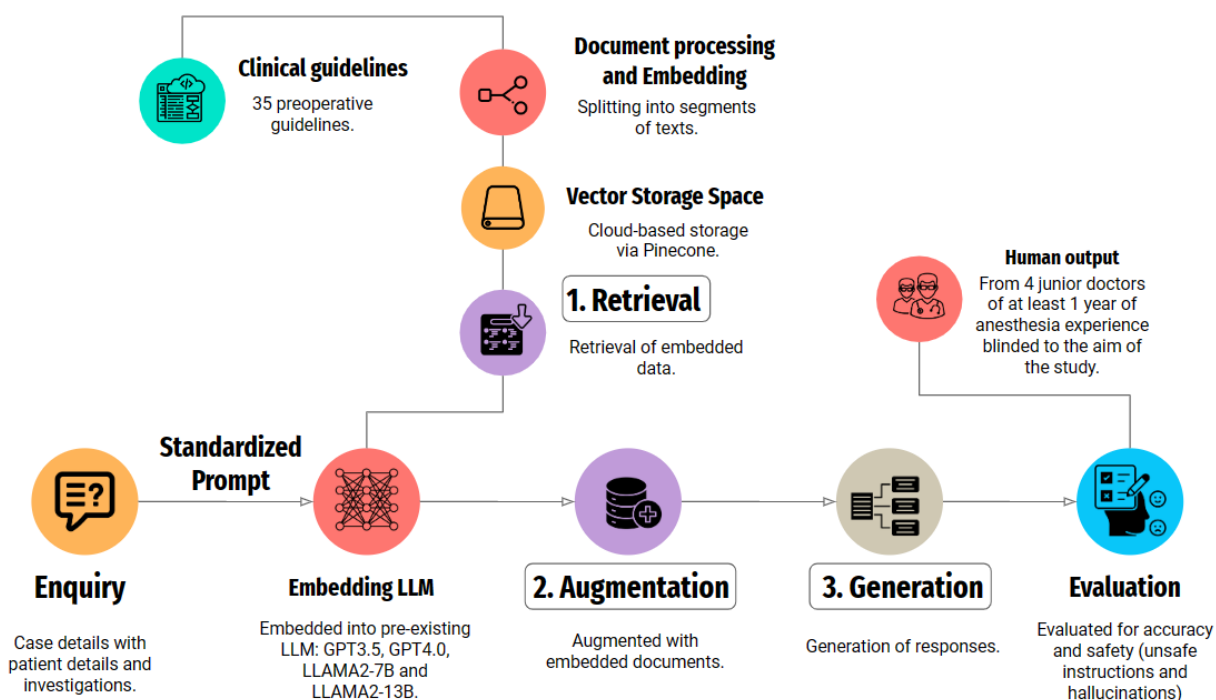


Table 3: Comparison of the different large language models used in the study.

Model	Training Corpus	Model Size	Data Size	Other Key Features	Temperature chosen
GPT-3.5	Internet text (up to 2021)	175 billion parameters	45 TB of text	Advanced text generation and understanding	0
GPT-4.0	Diverse internet sources (up to 2022)	Larger than 175 billion parameters	Estimated to be larger than 45 TB	Enhanced text generation, understanding, and multimodal capabilities	0
LLAMA	Varied	7 billion	Not publicly	Focused on specific tasks	0.1

2-7B	(details not publicly disclosed)	parameters	disclosed	and domains	
LLAMA 2-13B	Varied (details not publicly disclosed)	13 billion parameters	Not publicly disclosed	Focused on specific tasks and domains with a larger capacity	0.1

Clinical scenarios

This study evaluated the LLM-RAG system using 14 de-identified clinical scenarios, covering a wide range of patients and surgical complexities. Six key aspects of preoperative instructions were assessed: fasting guidelines, preoperative carbohydrate loading, medication instructions, healthcare team directives, required preoperative optimizations, and the necessity to delay surgery for further optimization. These aspects were chosen due to their recognized importance in existing medical literature²⁸. An example is detailed in Supplementary Table 2.

Output

Human-generated answers were provided by four junior doctors with 1-5 years of experience in anesthesia. They were familiar with the guidelines through their work in preoperative clinics. They are blinded to the study's aims to ensure unbiased, natural responses.

The 'correct' answers in the study were based on established preoperative guidelines and reviewed by an expert panel. In ambiguous cases, like the suspension of ACE inhibitors before surgery, both potential answers were considered correct. The study focused on scenarios with clear directives regarding the postponement of operations for additional medical workup.

Evaluation criteria revolved around accuracy and safety. Responses with at least 75% accuracy in instructions were deemed "correct". However, any response containing a significant medical error or hallucination was categorized as "wrong (hallucination)".

A comparative analysis is performed against the human-generated responses and the best-performing LLM-RAG model using Cohen's H and chi-square test. All statistical evaluations are performed in the Python 3.6 environment.

Results

A total of 1260 components were evaluated (336 human-generated and 924 LLM-generated). The GPT4.0-RAG model emerged as the most accurate, demonstrating a non-inferior performance (307/336 (91.4%)) compared to human-generated answers (290/336 (86.3%)) (Figure 2). The LLM-RAG models took on average 1 second for retrieval and 15-20 seconds for results generation, while the human evaluators took an average of 10 minutes to generate the preoperative instructions.

GPT4.0-RAG particularly excelled in categories where human evaluators showed lower

accuracy. For instance, in the category of Preoperative Carbohydrate Loading, GPT4.0-RAG achieved an 82.1%(46/56) accuracy rate compared to human-generated answers(42/56 (75.0%)) (Supplementary Table 3). Similarly, in identifying the need for preoperative optimization, GPT4.0-RAG surpassed the human score by a notable margin (47/56 (83.9%) vs 38/56 (67.9%)). The second best-performing LLM model is the GPT4.0 model without the RAG embedding. Both models have similar hallucination rates of 1.2%.

There were small overall differences in performance when comparing human-generated and GPT4.0-RAG answers. However, there was a moderate difference in answers provided in the categories of Preoperative Optimization Required (Cohen's H = - 0.38), and Need to Delay the Operation (Cohen's H = - 0.61) with better performance by GPT4.0-RAG (Supplementary Table 4).

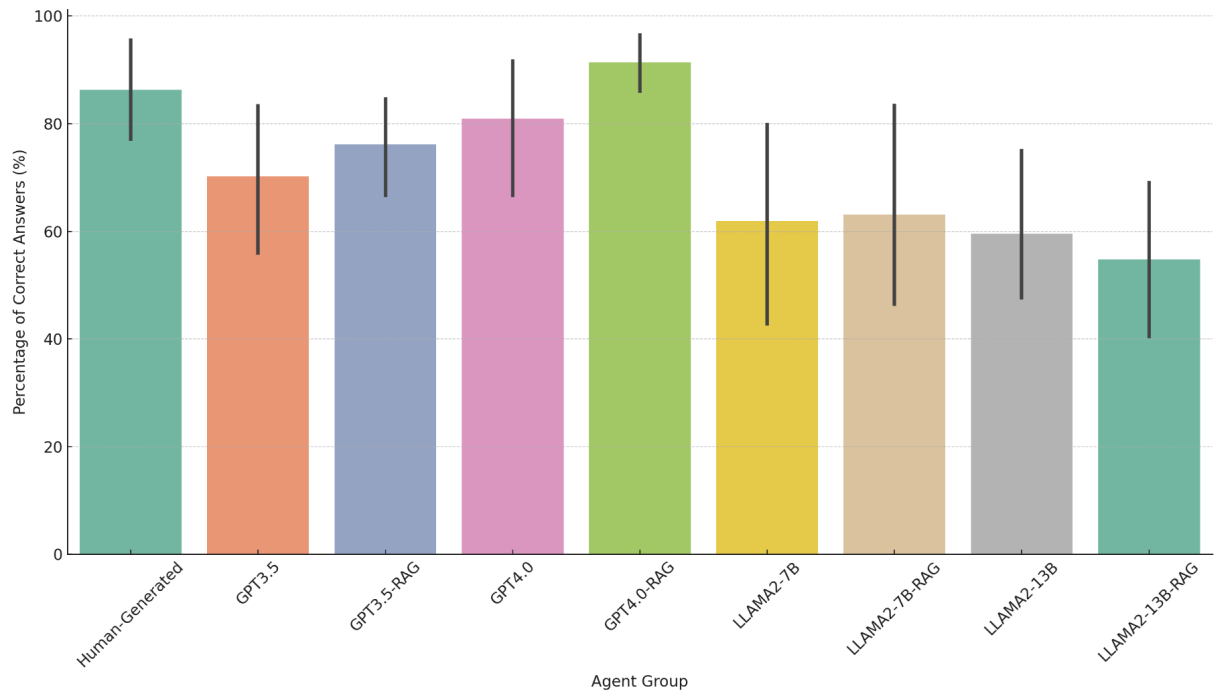


Figure 2: Percentage of accurate answers across the different groups.

Discussion

We illustrated the feasibility of an LLM-RAG model for a subspecialty domain in healthcare, in this case, tailored to preoperative medicine. Our findings revealed that the accuracy of these LLM-RAG models is comparable to human evaluators.

LLM and Domain-specific Models

The capability of LLM-RAG models to process vast amounts of data and generate responses based on comprehensive, updated guidelines positions them as potentially valuable tools in standardizing preoperative assessments. Furthermore, the emergence of fine-tuned models with ULMS²⁹ and BioMedLM from Stanford-CRFM³⁰ exemplifies the trend toward specialization in LLM applications. These domain-specific models are tailored to understand and process medical information, offering enhanced accuracy and relevance in clinical settings³¹.

LLM-RAG as a subspecialty clinical aid

The results of our study are particularly relevant in the context of the evolving landscape of elective surgical services, which have increasingly shifted towards day surgery models, reduced hospital stays, and preoperative assessments conducted in outpatient clinics³². The potential role of LLM-RAG in this setting as a clinical adjunct is, therefore, of considerable interest as manpower constraints span across medical providers.

Furthermore, subjectivity in clinical decisions due to variations in human judgment underscores the potential value of LLM-RAG systems in enhancing consistency in clinical decision-making. GPT models, for example, have demonstrated more consistent responses compared to anesthesiologists in tasks like ASA scoring³. This consistency is a crucial advantage, particularly in a field where uniformity in evaluation and decision-making can significantly impact patient outcomes.

LLM-RAG and environmental sustainability

The adoption of LLM-RAG models may also offer benefits in environmental sustainability, particularly when compared to fine-tuning, which requires large computation power^{13,14}. This process can be resource-intensive, contributing to a higher carbon footprint³³. In contrast, LLM-RAG models allow for efficient access to domain-specific information without the need for extensive retraining. The cost of building an LLM-RAG model could be further brought down with the latest GPT4 preview, offering a lower cost per token and a much larger context size of 128k (vs 8k for GPT 4.0). It is worth comparing the performance of RAG between GPT 4.0 and GPT 4 preview, which still needs to be done in this report. Furthermore, an objective assessment of RAG retrieval contents might add another insight for better LLM-RAG model design.

Challenges and Limitations

The study's findings are based on simulated clinical scenarios, and the LLM-RAG guidelines are based on a specific set of 35 preoperative hospital guidelines, which may limit the generalizability.

While the rate of hallucinations in the GPT4.0 models is low, the occurrence of factually incorrect or misleading data can pose significant risks. The integration of AI in healthcare must be approached with caution, ensuring that these systems are used to complement, not replace, human expertise. Additionally, the field of perioperative science is continuously evolving. The LLM-RAG models would require regular updates to keep abreast of the latest medical guidelines and evidence-based medicine. This underscores the need for continuous training and updating of these models. Furthermore, a benchmarked evaluation framework for RAG-LLM models in medicine is still lacking, underscoring the need for a cautious approach in clinical implementation³⁴.

The ethical implications and inherent biases of employing LLMs in clinical environments demand careful consideration. In this study, the chosen clinical scenarios were structured to yield clear decisions about delaying surgeries for medical optimization. However, real-world clinical situations often involve nuanced decisions, particularly in critical areas like cancer treatment, where the choice to postpone surgery exists in a realm of ethical ambiguity.

Users of LLM-RAG models must recognize that in complex ethical landscapes where nuanced recommendations are needed, the model might lean towards certain decisions influenced by its training data. These models are best utilized as supportive tools that complement but do not replace, the expert judgment of medical professionals.

Conclusion

The LLM-RAG model using GPT4.0 demonstrates significant promise in generating accurate and safe preoperative instructions and is non-inferior compared to junior doctors. This study underscores the potential role of LLM in augmenting preoperative medicine. The integration should be approached as a complementary tool to human expertise, necessitating ongoing oversight and careful implementation.

References:

1. Yang R, Tan TF, Lu W, Thirunavukarasu AJ, Ting DSW, Liu N. Large language models in health care: Development, applications, and challenges. *Health Care Science [Internet]* 2023;2(4):255–63. Available from: <https://onlinelibrary.wiley.com/doi/10.1002/hcs2.61>
2. Thirunavukarasu AJ, Ting DSJ, Elangovan K, Gutierrez L, Tan TF, Ting DSW. Large language models in medicine. *Nat Med [Internet]* 2023;29(8):1930–40. Available from: <http://dx.doi.org/10.1038/s41591-023-02448-8>
3. Lim DYZ, Ke YH, Sng GGR, Tung JYM, Chai JX, Abdullah HR. Large language models in anaesthesiology: use of ChatGPT for American Society of Anesthesiologists physical status classification. *Br J Anaesth [Internet]* 2023; Available from: <http://dx.doi.org/10.1016/j.bja.2023.06.052>
4. Lee S-W, Choi W-J. Utilizing ChatGPT in clinical research related to anaesthesiology: a comprehensive review of opportunities and limitations. *Anesth Pain Med (Seoul) [Internet]* 2023;18(3):244–51. Available from: <http://dx.doi.org/10.17085/apm.23056>

5. Grigio TR, Timmerman H, Wolff AP. ChatGPT in anaesthesia research: risk of fabrication in literature searches. *Br J Anaesth* [Internet] 2023;131(1):e29–30. Available from: <http://dx.doi.org/10.1016/j.bja.2023.04.009>
6. Garg R, Bhalotra AR, Bhadoria P, Gupta N, Anand R. Reasons for cancellation of cases on the day of surgery-a prospective study. *Indian J Anaesth* [Internet] 2009;53(1):35–9. Available from: <https://www.ncbi.nlm.nih.gov/pubmed/20640075>
7. Pfeifer K, Slawski B, Manley A-M, Nelson V, Haines M. Improving preoperative medication compliance with standardized instructions. *Minerva Anestesiol* [Internet] 2016;82(1):44–9. Available from: <https://www.ncbi.nlm.nih.gov/pubmed/25907577>
8. Naderi-Boldaji V, Banifatemi M, Zandi R, Eghbal MH, Nematollahi M, Sahmeddini MA. Incidence and root causes of surgery cancellations at an academic medical center in Iran: a retrospective cohort study on 29,978 elective surgical cases. *Patient Saf Surg* [Internet] 2023;17(1):24. Available from: <http://dx.doi.org/10.1186/s13037-023-00377-6>
9. Koushan M, Wood LC, Greatbanks R. Evaluating factors associated with the cancellation and delay of elective surgical procedures: a systematic review. *Int J Qual Health Care* [Internet] 2021;33(2). Available from: <http://dx.doi.org/10.1093/intqhc/mzab092>
10. Haana V, Sethuraman K, Stephens L, Rosen H, Meara JG. Case cancellations on the day of surgery: an investigation in an Australian paediatric hospital. *ANZ J Surg* [Internet] 2009;79(9):636–40. Available from: <http://dx.doi.org/10.1111/j.1445-2197.2009.05019.x>
11. Liu S, Lu X, Jiang M, et al. Preoperative assessment clinics and case cancellations: a prospective study from a large medical center in China. *Ann Transl Med* [Internet] 2021;9(19):1501. Available from: <http://dx.doi.org/10.21037/atm-21-4665>
12. Talebi S. Fine-tuning large language models (LLMs) [Internet]. *Towards Data Science*. 2023 [cited 2024 Jan 12]; Available from: <https://towardsdatascience.com/fine-tuning-large-language-models-llms-23473d763b91>
13. Vinuesa R, Azizpour H, Leite I, et al. The role of artificial intelligence in achieving the Sustainable Development Goals. *Nat Commun* [Internet] 2020;11(1):233. Available from: <http://dx.doi.org/10.1038/s41467-019-14108-y>
14. Nishant R, Kennedy M, Corbett J. Artificial intelligence for sustainability: Challenges, opportunities, and a research agenda. *Int J Inf Manage* [Internet] 2020;53:102104. Available from: <https://www.sciencedirect.com/science/article/pii/S0268401220300967>
15. Zakka C, Chaurasia A, Shad R, et al. Almanac: Retrieval-Augmented Language Models for Clinical Medicine. *Res Sq* [Internet] 2023; Available from: <http://dx.doi.org/10.21203/rs.3.rs-2883198/v1>
16. LangChain [Internet]. [cited 2024 Jan 13]; Available from: <https://www.langchain.com/>
17. Llamaindex - data framework for LLM applications [Internet]. [cited 2024 Jan 13]; Available from: <https://www.llamaindex.ai/>
18. Fleisher LA, Fleischmann KE, Auerbach AD, et al. 2014 ACC/AHA guideline on perioperative cardiovascular evaluation and management of patients undergoing

noncardiac surgery: a report of the American College of Cardiology/American Heart Association Task Force on Practice Guidelines. *Circulation* [Internet] 2014;130(24):e278–333. Available from: <http://dx.doi.org/10.1161/CIR.000000000000106>

19. 2022 ESC Guidelines on cardiovascular assessment and management of patients undergoing non-cardiac surgery: Developed by the task force for cardiovascular Available from: <https://academic.oup.com/eurheartj/article-abstract/43/39/3826/6675076>
20. Dhatariya K, Levy N, Kilvert A, et al. NHS Diabetes guideline for the perioperative management of the adult patient with diabetes. *Diabet Med* [Internet] 2012;29(4):420–33. Available from: <http://dx.doi.org/10.1111/j.1464-5491.2012.03582.x>
21. Membership of the Working Party, Barker P, Creasey PE, et al. Peri-operative management of the surgical patient with diabetes 2015: Association of Anaesthetists of Great Britain and Ireland. *Anaesthesia* [Internet] 2015;70(12):1427–40. Available from: <https://onlinelibrary.wiley.com/doi/10.1111/anae.13233>
22. llama-hub at afc8b8e0bdeb07c88adc31e94e26e666901b0677 [Internet]. Github; [cited 2024 Jan 14]. Available from: <https://github.com/run-llama/llama-hub>
23. GPT-3.5 Turbo fine-tuning and API updates [Internet]. [cited 2023 Nov 25]; Available from: <https://openai.com/blog/gpt-3-5-turbo-fine-tuning-and-api-updates>
24. GPT-4 [Internet]. [cited 2023 Nov 25]; Available from: <https://openai.com/research/gpt-4>
25. huggyllama/llama-7b · Hugging Face [Internet]. [cited 2023 Nov 25]; Available from: <https://huggingface.co/huggyllama/llama-7b>
26. Introducing LLaMA: A foundational, 65-billion-parameter language model [Internet]. [cited 2023 Nov 25]; Available from: <https://ai.meta.com/blog/large-language-model-llama-meta-ai/>
27. H2oGPT [Internet]. [cited 2024 Jan 14]; Available from: <https://gpt.h2o.ai/>
28. Gagné S, McIsaac DI. Modifiable risk factors for patients undergoing lung cancer surgery and their optimization: a review. *J Thorac Dis* [Internet] 2018;10(Suppl 32):S3761–72. Available from: <http://dx.doi.org/10.21037/jtd.2018.10.04>
29. Yang R, Marrese-Taylor E, Ke Y, Cheng L, Chen Q, Li I. Integrating UMLS Knowledge into Large Language Models for Medical Question Answering [Internet]. *arXiv [cs.CL]*. 2023; Available from: <http://arxiv.org/abs/2310.02778>
30. stanford-crfm/BioMedLM · Hugging Face [Internet]. [cited 2023 Nov 27]; Available from: <https://huggingface.co/stanford-crfm/BioMedLM>
31. Pal S, Bhattacharya M, Lee S-S, Chakraborty C. A Domain-Specific Next-Generation Large Language Model (LLM) or ChatGPT is Required for Biomedical Engineering and Research. *Ann Biomed Eng* [Internet] 2023; Available from: <http://dx.doi.org/10.1007/s10439-023-03306-x>
32. Nicholson A, Coldwell CH, Lewis SR, Smith AF. Nurse-led versus doctor-led preoperative assessment for elective surgical patients requiring regional or general anaesthesia. *Cochrane Database Syst Rev* [Internet] 2013 [cited 2023 Nov 27];(11). Available from: <https://www.cochranelibrary.com/cdsr/doi/10.1002/14651858.CD010160.pub2/full>

33. Chen Z, Wu M, Chan A, Li X, Ong Y-S. A Survey on AI Sustainability: Emerging Trends on Learning Algorithms and Research Challenges [Internet]. arXiv [cs.AI]. 2022; Available from: <http://arxiv.org/abs/2205.03824>
34. Wornow M, Xu Y, Thapa R, et al. The shaky foundations of large language models and foundation models for electronic health records. NPJ Digit Med [Internet] 2023;6(1):135. Available from: <http://dx.doi.org/10.1038/s41746-023-00879-8>

SUPPLEMENTARY

Supplementary Table 1: List of preoperative guidelines and details of the guidelines.

	Guideline Name	Details
1	Enhanced Recovery After Surgery for Laparoscopic Radical Nephrectomy Surgery	ERAS protocol for laparoscopic nephrectomy.
2	TOSP Surgery Risk	Surgical Risk as listed by the table code.
3	Guidelines on Preoperative Spine Clearance for patients going for non-spine surgeries	Guideline for cervical spine clearance
4	Preoperative assessment of Respiratory Disease presenting for elective surgery	Guideline for patients with respiratory disease
5	Guidelines on Preoperative Assessment and optimization of patients with thyroid disease	For patients with thyroid disease.
6	Perioperative Management of Electrolyte Abnormalities	Guideline for deranged electrolytes
7	Preoperative investigation guidelines for patients presenting for elective surgery	List of investigations that should be ordered for patients when coming in for elective operation.
8	Guidelines on Perioperative Management of Anticoagulant and Antiplatelet Therapy	Guideline for patients on anticoagulant and antiplatelets
9	Guidelines on Preoperative Assessment of Patients with Chronic Kidney Disease	For patients with Chronic Kidney Disease
10	Prevention of contrast-induced acute kidney injury in Vascular patients undergoing angioplasty	Prevention of contrast-induced acute kidney injury in vascular patients undergoing angioplasty
11	Preoperative Cardiac Evaluation and Cardiology Referral Guide	Provide general guidance on preoperative cardiac evaluation.
12	Advanced Practice Nurse Obtaining Anaesthesia Consent in Preoperative Evaluation Clinic	Guideline for when a patient can be seen by an advanced practice nurse
13	Guideline on Perioperative Management of Patients Who Refuse Blood Transfusion	Guidelines for patients who refuse blood transfusions

14	Perioperative Guideline for Patients with History of TIA/Stroke	For patients with TIA/Stroke.
15	Guidelines on Preoperative Assessment of Patients with Obstructive Sleep Apnoea	For patients with OSA.
16	Guidelines on Preoperative Assessment of Obese Patients	For patients with obesity.
17	Guidelines on Preoperative Assessment and Optimization of Patients with Hypertension	For patients with hypertension.
18	Guideline for preoperative Assessment of coagulation profile	For interpretation of the coagulation profile
19	Guidelines on Pre-Operative Fasting for Elective Surgery	Fasting guidelines for surgery
20	Enhanced Recovery After Surgery for Vascular Patients undergoing Lower limb angioplasty with Distal Leg Wound	For patients undergoing angioplasty
21	Anaesthesia Protocol for Total/Unicompartmental Knee Arthroplasty (TKA/UKA) ERAS	ERAS for knee replacement operation
22	Anaesthesia Protocol for ERAS Spine	ERAS for spine operation
23	Breast Reconstruction ERAS protocol	ERAS for breast operation
24	Guideline for Enhanced Recovery after Surgery for Orthognathic Surgery	ERAS for Orthognathic operation
25	Enhanced Recovery After Surgery for Caesarean section	ERAS for cesarean section
26	Enhanced Recovery After Surgery for Open and Laparoscopic Liver Surgeries	ERAS for liver surgery.
27	Enhanced Recovery after Surgery for Benign Hysterectomy / Cystectomy / Myomectomy	ERAS for gynecology operation
28	Enhanced Recovery after Surgery for Oral Cavity Surgery with Free Flap Reconstruction	ERAS for free flap operation
29	Enhanced Recovery after Surgery for Colorectal surgery (Laparoscopic/Robotic/Open)	ERAS for colorectal operation
30	Guidelines on Perioperative Management of Diabetes Mellitus	For patients with diabetes
31	Guidelines on Preoperative Cardiac Assessment	For perioperative cardiac assessment
32	Anaesthesia Protocol for Hip Arthroplasty ERAS	ERAS for a hip operation
33	Guidelines on Anaemia	Preoperative anemia management

34	Guidelines on Perioperative Management of Adrenal Incidentaloma	For patients with adrenal incidentaloma
35	ACC/AHA Guideline on Perioperative Cardiovascular Evaluation and Management of Patients Undergoing Noncardiac Surgery: Executive Summary	For perioperative cardiac assessment

Supplementary Table 2: Examples of what was keyed into the LLM-RAG model for the prompt, the clinical scenario (scenario 1) as well as the proposed correct answer.

Prompt for LLM-RAG model:
<p>You are the anesthesiologist seeing this patient in the preoperative clinic two weeks before the date of operation. The patients have already taken their routine preoperative investigations and the findings are listed within the clinical summary.</p> <p>Your role is to evaluate the clinical summary and give the preoperative anesthesia instructions for the following patient targeted to your fellow medical colleagues. You are to follow strictly the department's guidelines.</p> <p>Your instructions should consist of the following components:</p> <ol style="list-style-type: none"> 1. Should the patient be seen by a Doctor or a Nurse - Doctor/Nurse 2. Fasting instructions - list instructions based on the number of hours before the time of the listed surgery 3. Suitability for preoperative carbohydrate loading - yes/no. 4. Medication instructions - name each medication and give the instructions for the day of the operation and days leading up to the operation as required. 5. Any instructions for the healthcare team - for example, preoperative blood group matching, arranging for preoperative dialysis, or standby post-operative high dependency/ICU beds. 6. Any preoperative optimization required for the patient - list what needs to be optimized. 7. Any need to delay the operation for further medical workup and preoperative optimization? 8. Any specific department protocols to follow for this patient - name as many as necessary, and give short reasoning for using these protocols. <p>Your instructions are the final instructions, do not give uncertain answers. If the medical condition is already optimized, there is no need to offer further optimization. If there are no relevant instructions in any of the above categories, leave it blank and write NA.</p>
Clinical scenario 1
<p>38/Chinese/Female Allergy to aspirin, paracetamol, penicillin - rashes and itchiness ExSmoker - smoked 10 years ago / Occasional Drinker</p>

LMP: last month Wt 94.7 Ht 166.3 BMI 34.2 BP 127/81 HR 88 SpO2 100% on RA

Coming in for BILATERAL REVISION FESS, REVISION SEPTOPLASTY, ADENOIDECTOMY AND BILATERAL INFERIOR TURBINOPLASTIES / SEVERE OSA ON CPAP

=== PAST MEDICAL HISTORY ===

1. Severe oSA on CPAP - AHI 58 - CPAP settings: AutoCPAP (4-15) cmH2O, without humidifier/Chinstrap
2. Right persistent Sinusitis
3. Allergic rhinitis
4. Adenoid hypertrophy
5. High BMI
6. Asthma - f/u GP, last seen 3 months ago for attack - on PRN ventolin - Does not use ventolin at all - No previous admissions/ intubations for asthma
7. Diabetes - HbA1C 9.4%, Last seen outpatient doctor >1 year ago.

No history of HTN/ HLD/ IHD/ CVA

=== SURGICAL HISTORY ===

Tonsillectomy > 10 years ago mild PONV

===Investigations===

Hb 13.0 TW 4 Plt 392
INR PT APTT normal
Na 134 K3.4 Cr 77 Glu 13
ECG NSR
CXR NAD

=== MEDICATIONS===

Ventolin PRN

Correct Answers:

Fasting instructions:	No food by mouth at least 6 hours before the operation, and no clear water up to 2 hours before the operation.
Suitability for preoperative carbohydrate loading:	No
Medication instructions	Bring ventolin on the morning of the operation

Instructions to the healthcare team	<ol style="list-style-type: none"> 1. List as morning case. 2. Do a hypocount on the morning of the operation. 3. Bring CPAP 4. Book Post-op HD
Preoperative optimization required	<ol style="list-style-type: none"> 1. Refer to the internal medicine perioperative team (IMPT) for diabetes optimization
Need to delay operation	Yes - Due to the need to improve diabetes control.

GPT4.0-RAG response

1. Doctor
2. Fasting instructions:
 - Clear fluids up to 2 hours before surgery
 - No solid food or milk products after midnight on the day before surgery
3. No (due to high BMI and diabetes)
4. Medication instructions:
 - Ventolin: Continue as needed for asthma symptoms. Bring an inhaler to the hospital on the day of surgery.
 - Diabetes medications: Hold on the morning of surgery. Bring diabetes medications to the hospital.
 - CPAP: Continue use as usual until the time of surgery. Bring the CPAP machine to the hospital.
5. Instructions for the healthcare team:
 - Preoperative blood group matching: Not indicated unless specific surgical concerns arise.
 - Arrange for preoperative CPAP setup in the post-anesthesia care unit (PACU) or surgical ward.
 - Standby post-operative high dependency/ICU beds due to severe OSA and planned airway surgery.
6. Preoperative optimization required:
 - Optimize glycemic control, aiming for better HbA1c control. Consider endocrinology consultation if necessary.
 - Ensure asthma is well-controlled. If there are any concerns, consider pulmonary consultation.
7. Delay the operation for further medical workup and preoperative optimization:
 - Yes, consider delaying surgery to optimize diabetes control and ensure asthma management is optimized.
8. Specific department protocols to follow:
 - ERAS (Enhanced Recovery After Surgery) protocol for patients with OSA: This includes preoperative CPAP use, minimizing fasting periods, and early postoperative mobilization.
 - Asthma management protocol: Ensure asthma is well-controlled preoperatively, with access to rescue inhalers.

- Diabetes management protocol: Optimize glycemic control preoperatively and manage perioperative blood glucose levels.

Supplementary Table 3: Accuracy and hallucination rate of Preoperative instructions of the human-generated answers and the LLM and LLM-RAG answers.

Models	Fasting Instructions	Preop Carbohydrate Loading	Medication Instruction	Instruction for Healthcare Team	Preoperative Optimization Required	Need to Delay Operation	Total correct	Hallucinations present
Human-Generated	56/56 (100.0%)	42/56 (75.0%)	55/56 (98.2%)	48/56 (85.7%)	38/56 (67.9%)	51/56 (91.1%)	290/336 (86.3%)	
GPT3.5	14/14 (100.0%)	10/14 (71.4%)	11/14 (78.6%)	8/14 (57.1%)	6/14 (42.9%)	10/14 (71.4%)	59/84 (70.2%)	(1/84) 1.2%
GPT3.5-RAG	13/14 (92.86%)	9/14 (64.3%)	11/14 (78.6%)	11/14 (78.6%)	8/14 (57.1%)	12/14 (85.7%)	64/84 (76.2%)	(3/84) 3.6%
GPT4.0	14/14 (100.0%)	12/14 (85.7%)	12/14 (85.7%)	11/14 (78.6%)	7/14 (50.0%)	12/14 (85.7%)	68/84 (80.1%)	(1/84) 1.2%
GPT4.0-RAG	55/56 (98.2%)	46/56 (82.1%)	52/56 (92.9%)	51/56 (91.1%)	47/56 (83.9%)	56/56 (100.0%)	307/336 (91.4%)	(4/336) 1.2%
LLAMA2-7B	14/14 (100.0%)	10/14 (71.4%)	7/14 (50.0%)	7/14 (50.0%)	4/14 (28.6%)	10/14 (71.4%)	52/84 (61.9%)	(10/84) 11.9%
LLAMA2-7B - RAG	14/14 (100.0%)	7/14 (50.0%)	8/14 (57.1%)	5/14 (35.7%)	7/14 (50.0%)	12/14 (85.7%)	53/84 (63.1%)	(7/84) 8.3%
LLAMA2-13B	13/14 (92.86%)	8/14 (57.1%)	8/14 (57.1%)	7/14 (50.0%)	5/14 (35.7%)	9/14 (64.3%)	50/84 (60.0%)	(13/84) 15.5%
LLAMA2-13B - RAG	12/14 (85.7%)	9/14 (64.3%)	9/14 (64.3%)	5/14 (35.7%)	4/14 (28.6%)	7/14 (50.0%)	46/84 (54.8%)	(16/84) 19.1%

Supplementary Table 4: Comparison between Human-generated and GPT4.0-RAG answers.

Category	Cohen's h	95% CI	Chi-square	p-value*
Fasting Instructions	0.268	(0.006, 0.530)	0.009	0.924
Preoperative Carbohydrate Loading	-0.175	(-0.437, 0.087)	0.477	0.490

Medication Instructions	0.273	(0.011, 0.535)	0.837	0.360
Instructions for the Healthcare Team	-0.168	(-0.430, 0.094)	0.348	0.555
Preoperative Optimization Required	-0.381	(-0.643, -0.119)	3.123	0.077
Need to Delay the Operation	-0.606	(-0.869, -0.345)	3.349	0.067
Overall	-0.199	(-0.525, 0.177)	0.260	0.610