

# Efficient Prompt Caching via Embedding Similarity

Hanlin Zhu <sup>†</sup> Banghua Zhu <sup>†</sup> Jiantao Jiao <sup>†,‡</sup>

<sup>†</sup>Department of Electrical Engineering and Computer Sciences, UC Berkeley

<sup>‡</sup>Department of Statistics, UC Berkeley

February 5, 2024

## Abstract

Large language models (LLMs) have achieved huge success in numerous natural language process (NLP) tasks. However, it faces the challenge of significant resource consumption during inference. In this paper, we aim to improve the inference efficiency of LLMs by prompt caching, i.e., if the current prompt can be answered by the same response of a previous prompt, one can directly utilize that previous response without calling the LLM. Specifically, we focus on the prediction accuracy of prompt caching for single-round question-answering tasks via embedding similarity. The existing embeddings of prompts mostly focus on whether two prompts are semantically similar, which is not necessarily equivalent to whether the same response can answer them. Therefore, we propose a distillation-based method to fine-tune the existing embeddings for better caching prediction. Theoretically, we provide finite-sample guarantees for the convergence of our method under different types of loss functions. Empirically, we carefully construct a hard dataset based on [Kwiatkowski et al. \(2019\)](#) where the existing embedding model ([Wang et al., 2022](#)) only achieves an AUC of 0.51. We then fine-tune the above embedding model, which significantly improves the AUC of caching prediction from 0.51 to 0.81. We also conduct simulations demonstrating that our trained models achieve better caching efficiency than the previous embedding model.

## 1 Introductions

The recent development of large language models (LLMs) and foundation models has notably enhanced the potential of AI systems ([Ziegler et al., 2019](#); [Wei et al., 2022](#); [Chowdhery et al., 2022](#); [Ouyang et al., 2022](#); [Bubeck et al., 2023](#); [Nori et al., 2023](#); [OpenAI, 2023](#); [Beeching et al., 2023](#); [Anil et al., 2023](#)). However, due to the large scale of those models, it causes significant resource consumptions not only during the training process, but also in the inference stage ([Sharir et al., 2020](#); [Patterson et al., 2021](#); [Bommasani et al., 2022](#)). Moreover, the latency of LLMs during inference is not negligible since the model only generates one token at a time due to its auto-regressive nature, which makes it unfavorable to be applied to systems desiring high throughput, such as search engines ([Zhu et al., 2023a](#)). Therefore, it would be appealing to reduce the resource consumption and latency without degrading the performance of LLMs.

A natural idea to reduce resource consumption and latency is to reduce the number of calls to LLMs, which can be implemented by caching, a technique that has a long history of being studied

---

\*Emails: {hanlinzhu,banghua,jiantao}@berkeley.edu

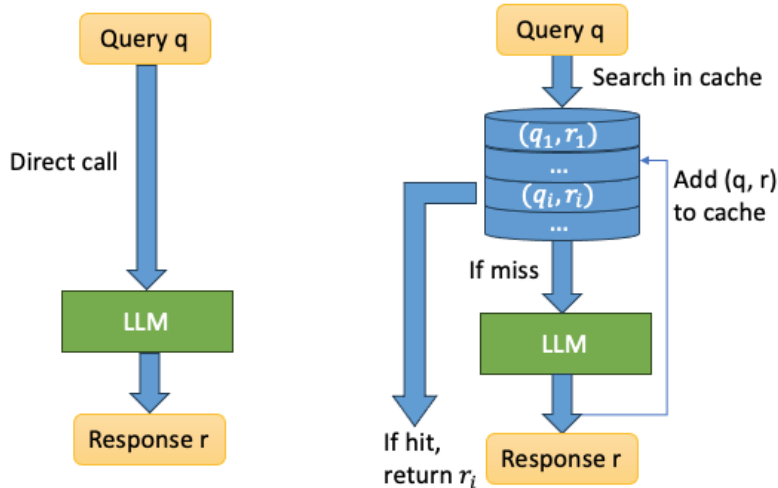


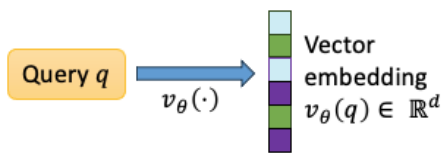
Figure 1: The procedure of calling LLMs with or without cache. When a cache is available, one can store some of the previous prompt-response pairs in the cache, and for a new prompt, one can search in the cache whether a prompt and the current prompt can be answered by the same response. If there is a hit, one can directly reuse the response of the previous prompt without calling LLMs.

and applied to important areas such as computer architecture and web retrieval (Smith, 1982; Wang, 1999; Kumar and Singh, 2016). Zhu et al. (2023a) studies prompt (or query) caching for LLMs, i.e., some of the previous prompt-response pairs are stored in a cache with limited size, and whenever a new prompt arrives, one can search in the cache whether a prompt has the same semantic meaning as the current prompt, and can directly reuse the response of the previous prompt without calling LLMs if there is a hit (see Figure 1 for a figurative illustration).

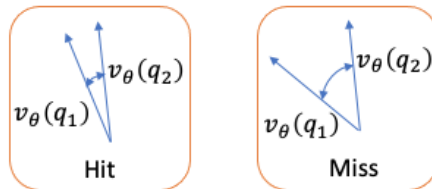
Zhu et al. (2023a) focuses on caching algorithm design and directly assumes a semantic search oracle. Although previous literature studies semantic search or embedding-based methods (Bast et al., 2016; Chang et al., 2020; Kamaloo et al., 2023), which could serve as solutions to the caching hit problem (zilliztech, 2023)<sup>1</sup>, it is challenging to obtain a good embedding that can accurately represent the semantic meaning of a prompt. Moreover, a semantically similar prompt pair cannot necessarily be answered by the same response, which implies that we need a different vector embedding specifically for the caching hitting problem that can be used to search a similar prompt more efficiently and better predict whether a pair of prompts can be answered by the same response.

In this paper, we aim to learn a good vector embedding such that the similarity of embeddings of a prompt pair could better encode the information of whether the pair of prompts can be answered by the same response (see Figure 2). We propose a distillation-based method, which aims to learn whether a prompt pair can be answered by the same response via cosine similarity of the embeddings of the prompt pair, to fine-tune an existing semantic vector embedding from Wang et al. (2022). Theoretically, we provide finite sample guarantees for the learning error under mild assumptions using two different loss functions: binary cross entropy (BCE) and squared log difference (SLD), respectively (Section 3). Empirically, we carefully construct a hard dataset based on Kwiatkowski et al. (2019) (Section 4.1) and fine-tune the embedding from Wang et al. (2022), which significantly

<sup>1</sup>i.e., searching whether there exists a prompt in the cache such that the current prompt can be answered by the same response.



(a) A query  $q$  can be embedded into a  $d$ -dimensional vector  $v_\theta(q)$ , where  $v_\theta(\cdot)$  can be the last layer of another language model parameterized by  $\theta$ .



(b) To determine whether two prompts  $q_1$  and  $q_2$  can be answered by the same response, we calculate the cosine similarity between the corresponding embeddings  $v_\theta(q_1)$  and  $v_\theta(q_2)$ . When the cosine similarity is below a given threshold, they can be answered by the same response (a hit); otherwise, they need to be answered by different responses (a miss).

Figure 2: [Figure 2a](#) shows the embedding procedure. [Figure 2b](#) illustrates how to utilize the cosine similarity to determine whether two prompts can be answered by the same response.

improves the AUC of caching prediction from 0.51 to 0.81 ([Section 4.2](#)). We also conduct simulations of the prompt streaming with caching using different embeddings, which demonstrates that our trained embedding models achieve better caching efficiency than the previous one. ([Section 4.3](#)).

## 1.1 Related works

**Caching.** Caching algorithms are important to computer architecture and systems and have long been explored ([Lee et al., 2001](#); [Stallings, 2011](#); [Bura et al., 2021](#)). In recent years, caching has also been applied to online learning analysis and machine learning advice ([He et al., 2017](#); [Chang et al., 2018](#); [Jiang et al., 2019](#); [Shuja et al., 2021](#); [Mukhopadhyay and Sinha, 2021](#); [Faizal et al., 2022](#)). [Bang \(2023\)](#) builds the framework for caching the responses from LLMs. [Zhu et al. \(2023a\)](#) studies optimal caching algorithm for prompt in both online and offline learning settings. Instead of studying caching policy, we aim to study how to efficiently search and accurately predict whether there is a caching hit.

**Retrieval-based LLMs.** A line of work studies augmenting a language model by retrieval-based method ([Grave et al., 2016, 2017](#); [Khandelwal et al., 2019](#); [Borgeaud et al., 2022](#); [Izacard et al., 2022](#); [Zhong et al., 2022](#); [Min et al., 2022](#)). For example, the kNN-LM model ([Khandelwal et al., 2019](#)) interpolates a distribution obtained by the vector embedding of  $k$  nearest neighbors with the distribution of language models. Our formulation of probability via embedding similarity is inspired by these works.

## 2 Preliminaries

We introduce in this section some basic notations, definitions, and assumptions. Let  $\mathcal{Q}$  denote the set of all possible prompts (queries). For any prompt pair  $(q_1, q_2) \in \mathcal{Q} \times \mathcal{Q}$ , we denote the ground-truth probability that  $(q_1, q_2)$  can be answered by the same response by  $P^*(q_1 = q_2)$ . Rigorously speaking, the ground-truth probability should be either 1 or 0, since for any two queries, we shall exactly know whether they can be answered by the same response. However, although the ground truth is always

deterministic, we can still train a probabilistic predictor whose output represents the confidence of the prediction. On the other hand, even if a prompt pair can be answered by the same response in ground truth, the label (either by a human or a language model) might still be noisy at different levels. Therefore, we allow the ground-truth probability to be any real number in  $[0, 1]$ .

Assume there exists an underlying distribution  $\mu$  over prompt pairs  $(q_1, q_2)$ . Note that we do not have direct access to the  $\mu$  and instead are given a dataset

$$\mathcal{D} = \{(q_{i,1}, q_{i,2}, p_i)\}_{i=1}^N,$$

where  $(q_{i,1}, q_{i,2}) \stackrel{\text{i.i.d.}}{\sim} \mu$  and  $p_i \in [0, 1]$  with  $p_i \sim \mathcal{P}(\cdot | q_{i,1}, q_{i,2})$ <sup>2</sup> and

$$\mathbb{E}[p_i | q_{i,1}, q_{i,2}] = P^*(q_{i,1} = q_{i,2}).$$

Below, we define the vector embedding of prompts ([Definition 1](#)) and probability via embedding similarity ([Definition 2](#)).

**Definition 1** (Embedding of prompts). *For any prompt  $q$ , let  $v_\theta(q) \in \mathbb{R}^d$  denote its vector embedding (see [Figure 2a](#)) where  $v$  can be viewed as the mapping of prompts to a specific layer of a language model, and  $\theta \in \Theta$  is the parameters of that model.*

**Definition 2** (Probability via embedding similarity). *For any two prompts  $q_1, q_2$ , we denote the induced probability via embedding similarity that  $q_1, q_2$  can be answered by the same response by (see [Figure 2b](#))*

$$P_{\theta, \lambda, c}(q_1 = q_2) \triangleq \sigma(\text{sim}(v_\theta(q_1), v_\theta(q_2)) / \lambda - c),$$

where  $\text{sim}(\cdot, \cdot)$  denotes the cosine similarity, i.e.,

$$\text{sim}(x, y) = \frac{\langle x, y \rangle}{\|x\| \cdot \|y\|}$$

for two vectors  $x, y \in \mathbb{R}^d$ ,  $\sigma(\cdot)$  denote the sigmoid function, i.e.,

$$\sigma(x) = \frac{1}{1 + \exp(-x)}$$

for  $x \in \mathbb{R}$ , and  $\lambda \in \Lambda \subset \mathbb{R}_+$ ,  $c \in \mathcal{C} \subset \mathbb{R}$  are two real-valued parameters.

We also make the following realizability and boundedness assumptions for theoretical analysis.

**Assumption 1** (Realizability). *Assume there exists  $\theta^* \in \Theta$ ,  $\lambda^* \in \Lambda$ ,  $c^* \in \mathcal{C}$ , s.t. for any prompt pairs  $(q_1, q_2) \in \mathcal{Q} \times \mathcal{Q}$ , it holds that*

$$P_{\theta^*, \lambda^*, c^*}(q_1 = q_2) = P^*(q_1 = q_2).$$

**Assumption 2** (Boundedness). *Assume there exist constants  $L_\lambda, B_c > 0$ , s.t.*

$$\lambda \geq L_\lambda, |c| \leq B_c, \quad \forall \lambda \in \Lambda, c \in \mathcal{C}.$$

---

<sup>2</sup> $\mathcal{P}(\cdot | q_{i,1}, q_{i,2}) \in \Delta([0, 1])$  can be any distribution on  $[0, 1]$ .

**Additional notations.** For convenience, for any  $p \in [0, 1]$ , we denote  $\bar{p} = 1 - p$ . Also, for any prompt pairs  $q_1, q_2$ , we denote

$$\bar{P}^*(q_1 = q_2) = 1 - P^*(q_1 = q_2)$$

and

$$\bar{P}_{\theta, \lambda, c}(q_1 = q_2) = 1 - P_{\theta, \lambda, c}(q_1 = q_2).$$

We also use  $\|\cdot\|_{2, \mu}$  to denote the  $(2, \mu)$ -norm given a distribution  $\mu$ , where for any function  $f$  with input  $x$ ,  $\|f\|_{2, \mu}^2 = \mathbb{E}_{x \sim \mu}[f^2(x)]$ . We also use  $\text{clip}(x, a, b) = \max(a, \min(x, b))$  to clip  $x$  to keep the value in the interval  $[a, b]$ .

### 3 Algorithms and Theoretical Results

In this section, we introduce our main algorithms for fine-tuning embeddings using labels distilled from GPT-4 (OpenAI, 2023), and provide finite sample guarantees for the convergence of the learning error. We compare two different loss functions, i.e., binary cross entropy loss (Section 3.2) and squared log difference loss (Section 3.3).

#### 3.1 Algorithms for embedding fine-tuning

We first present our main algorithm for embedding fine-tuning in Algorithm 1.

---

**Algorithm 1** Supervised embedding fine-tuning (theoretical version)

---

- 1: **Input:** Dataset  $\mathcal{D} = \{(q_{i,1}, q_{i,2}, p_i)\}_{i=1}^N$ , parameter spaces  $\Lambda, \mathcal{C}, \Theta$ . loss type  $L$ .
  - 2: **if**  $L = \text{BCE}$  **then**
  - 3:    $\mathcal{L}_{\mathcal{D}} \leftarrow \mathcal{L}_{\mathcal{D}}^{\text{BCE}}$  as defined in (3)
  - 4: **else if**  $L = \text{SLD}$  **then**
  - 5:    $\mathcal{L}_{\mathcal{D}} \leftarrow \mathcal{L}_{\mathcal{D}}^{\text{SLD}}$  as defined in (6)
  - 6: **else**
  - 7:   Raise Not Implemented Error
  - 8: **end if**
  - 9:  $\hat{\theta}, \hat{\lambda}, \hat{c} \leftarrow \arg \min_{\theta \in \Theta, \lambda \in \Lambda, c \in \mathcal{C}} \mathcal{L}_{\mathcal{D}}(\theta, \lambda, c)$
  - 10: **Output:**  $\hat{\theta}, \hat{\lambda}, \hat{c}$ .
- 

Algorithm 1 aims to fine-tune the embedding by minimizing the loss function, which is either the binary cross entropy as defined in (3) or the squared log difference as defined in (6), which we will discuss in details in Section 3.2 and Section 3.3 respectively.

Note that Algorithm 1 is a theoretical version of our main algorithm. In practice, as shown in Algorithm 3 in Section 4.2, we will only optimize over  $\theta$  by minimizing the loss while viewing  $\lambda$  and  $c$  as hyperparameters.

In Section 3.2 and Section 3.3, we show that under both choices of loss function, the expected prediction error will converge to 0 with an  $O(1/N^{1/4})$  rate, where  $N$  is the size of the dataset.

#### 3.2 Convergence guarantee for binary cross-entropy loss

For any  $\theta \in \Theta, \lambda \in \Lambda, c \in \mathcal{C}$ , we denote the (binary) cross-entropy loss function w.r.t. the prompt pair distribution  $\mu$  as

$$\mathcal{L}_{\mu}^{\text{BCE}}(\theta, \lambda, c) = -\mathbb{E}_{(q_1, q_2) \sim \mu}[P^*(q_1 = q_2) \log P_{\theta, \lambda, c}(q_1 = q_2) + \bar{P}^*(q_1 = q_2) \log \bar{P}_{\theta, \lambda, c}(q_1 = q_2)]. \quad (1)$$

To recover the ground-truth parameter  $(\theta^*, \lambda^*, c^*)$ , one only needs to solve the optimization problem

$$\min_{\theta \in \Theta, \lambda \in \Lambda, c \in \mathcal{C}} \mathcal{L}_\mu^{\text{BCE}}(\theta, \lambda, c). \quad (2)$$

One may observe that (2) is equivalent to minimizing the expected KL divergence between the ground truth probability  $P^*$  and  $P_{\theta, \lambda, c}$ .

Since we do not have direct access to the underlying prompt pair distribution  $\mu$  or the ground-truth probability  $P^*(q_1 = q_2)$ , and instead are given a dataset  $\mathcal{D} = \{(q_{i,1}, q_{i,2}, p_i)\}_{i=1}^N$ , where  $(q_{i,1}, q_{i,2}) \stackrel{\text{i.i.d.}}{\sim} \mu$  and  $p_i \in [0, 1]$  with  $p_i \sim \mathcal{P}(\cdot | q_{i,1}, q_{i,2})$  and  $\mathbb{E}[p_i | q_{i,1}, q_{i,2}] = P^*(q_1 = q_2)$ , our algorithm minimizes the empirical version of the loss function  $\mathcal{L}_\mathcal{D}^{\text{BCE}}(\theta, \lambda, c)$ , where

$$\mathcal{L}_\mathcal{D}^{\text{BCE}}(\theta, \lambda, c) = \frac{-1}{N} \sum_{(q_{i,1}, q_{i,2}, p_i) \in \mathcal{D}} (p_i \log P_{\theta, \lambda, c}(q_{i,1} = q_{i,2}) + \bar{p}_i \log \bar{P}_{\theta, \lambda, c}(q_{i,1} = q_{i,2})). \quad (3)$$

Let  $(\hat{\theta}, \hat{\lambda}, \hat{c})$  denote the minimizer of the empirical loss, i.e.,

$$(\hat{\theta}, \hat{\lambda}, \hat{c}) \in \arg \min_{\theta \in \Theta, \lambda \in \Lambda, c \in \mathcal{C}} \mathcal{L}_\mathcal{D}^{\text{BCE}}(\theta, \lambda, c),$$

which is exactly the output of [Algorithm 1](#) when the loss type  $L$  is BCE.

The following theorem provides a finite sample guarantee of the convergence rate of the empirical minimizer:

**Theorem 1** (Convergence rate of [Algorithm 1](#), BCE loss). *Under [Assumptions 1](#) and [2](#), for any  $\delta \in (0, 1)$ , with probability at least  $1 - \delta$ , it holds that*

$$\mathbb{E}_{(q_1, q_2) \sim \mu} \left[ \left| P^*(q_1 = q_2) - P_{\hat{\theta}, \hat{\lambda}, \hat{c}}(q_1 = q_2) \right| \right] \leq O \left( \frac{\sqrt{L_\lambda^{-1} + B_c} \cdot (\log(|\Theta||\Lambda||\mathcal{C}|/\delta))^{1/4}}{N^{1/4}} \right).$$

**Remark 1.** *The upper bound in [Theorem 1](#) involves the logarithm of the cardinality of parameter spaces  $\Theta$ ,  $\Lambda$ , and  $\mathcal{C}$ , which implies these sets are finite. In practice, these parameter spaces can be infinite. We assume they are finite only for ease of presentation. When these parameter spaces are infinite, we can replace the log of cardinality with the log covering number in the upper bound by the covering set argument (such as in [Wang et al. \(2020\)](#); [Zhu et al. \(2023b\)](#)).*

We provide the proof of [Theorem 1](#) in the subsequent subsection.

### 3.2.1 Proof of [Theorem 1](#)

Our proof strategy is similar to that of [Zhan et al. \(2022\)](#); [Zhu and Zhang \(2023\)](#). The first step is to show that the empirical loss defined in (3) is concentrated on the actual BCE loss (1) with high probability. Since the two loss functions are very close, we can approximately optimize the actual loss by optimizing the empirical version. This is formalized in [Lemma 1](#).

**Lemma 1.** *Under [Assumptions 1](#) and [2](#), for any  $\delta \in (0, 1)$ , with probability at least  $1 - \delta$ , it holds that*

$$\left| \mathcal{L}_\mathcal{D}^{\text{BCE}}(\theta, \lambda, c) - \mathcal{L}_\mu^{\text{BCE}}(\theta, \lambda, c) \right| \leq O \left( (L_\lambda^{-1} + B_c) \sqrt{\frac{\log(|\Theta||\Lambda||\mathcal{C}|/\delta)}{N}} \right) \triangleq \epsilon_{\text{stat}}^{\text{BCE}}$$

for any  $\theta \in \Theta, \lambda \in \Lambda, c \in \mathcal{C}$ .

The proof of [Lemma 1](#) is deferred to [Appendix A.1](#). Based on [Lemma 1](#), we can further show that the empirical minimizer  $(\hat{\theta}, \hat{\lambda}, \hat{c})$  is also an approximate minimizer of the actual BCE loss, which is stated in [Lemma 2](#).

**Lemma 2.** *Under [Assumptions 1 and 2](#), with probability at least  $1 - \delta$ , it holds that*

$$\mathcal{L}_\mu^{\text{BCE}}(\hat{\theta}, \hat{\lambda}, \hat{c}) - \mathcal{L}_\mu^{\text{BCE}}(\theta^*, \lambda^*, c^*) \leq 2\epsilon_{\text{stat}}^{\text{BCE}}.$$

where  $\epsilon_{\text{stat}}^{\text{BCE}}$  is defined in [Lemma 1](#) and

$$(\hat{\theta}, \hat{\lambda}, \hat{c}) \in \arg \min_{\theta \in \Theta, \lambda \in \Lambda, c \in \mathcal{C}} \mathcal{L}_\mathcal{D}^{\text{BCE}}(\theta, \lambda, c).$$

The proof of [Lemma 2](#) is deferred to [Appendix A.2](#). Given [Lemma 2](#), we can show that the induced probability by the empirical minimizer is close to the ground-truth probability in  $(2, \mu)$ -norm by strong convexity and thus provides an upper bound of the expected prediction error.

Finally, we provide the formal proof of [Theorem 1](#) based on [Lemma 1](#) and [Lemma 2](#).

*Proof of [Theorem 1](#).* We condition on the high probability event in [Lemma 2](#). Note that by the realizability of the ground-truth probability ([Assumption 1](#)) and the property of binary cross-entropy, we have

$$(\theta^*, \lambda^*, c^*) \in \arg \min_{\theta \in \Theta, \lambda \in \Lambda, c \in \mathcal{C}} \mathcal{L}_\mu^{\text{BCE}}(\theta, \lambda, c).$$

For any  $\theta \in \Theta, \lambda \in \Lambda, c \in \mathcal{C}$ , we map  $(\theta, \lambda, c)$  to a function  $f_{\theta, \lambda, c}(\cdot, \cdot) : \mathcal{Q} \times \mathcal{Q} \rightarrow [0, 1]$ , where

$$f_{\theta, \lambda, c}(q_1, q_2) = P_{\theta, \lambda, c}(q_1 = q_2), \quad \forall q_1, q_2 \in \mathcal{Q}.$$

Moreover, we define functional  $h$  s.t. for any function  $f : \mathcal{Q} \times \mathcal{Q} \rightarrow [0, 1]$ ,

$$h(f) = -\mathbb{E}_{(q_1, q_2) \sim \mu} [P^*(q_1 = q_2) \log f(q_1, q_2) + \bar{P}^*(q_1 = q_2) \log(1 - f(q_1, q_2))].$$

By the definition of BCE loss,  $h(f_{\theta, \lambda, c}) = \mathcal{L}_\mu^{\text{BCE}}(\theta, \lambda, c)$ . Therefore, [Lemma 2](#) translates to

$$h(f_{\hat{\theta}, \hat{\lambda}, \hat{c}}) - h(f_{\theta^*, \lambda^*, c^*}) \leq 2\epsilon_{\text{stat}}^{\text{BCE}}. \quad (4)$$

Note that  $f_{\theta^*, \lambda^*, c^*}$  is still the minimizer of  $h(f)$  even if  $f$  does not represent an induced probability by some  $\theta, \lambda, c$ .

We also observe that  $h(f)$  is 1-strongly convex w.r.t.  $f$  in  $\|\cdot\|_{2, \mu}$  norm. To see why this is the case, one can calculate the second-order derivative of  $h$  w.r.t.  $f(q_1, q_2)$  for any  $(q_1, q_2) \in \mathcal{Q} \times \mathcal{Q}$ , which is

$$\begin{aligned} \frac{\partial^2 h}{\partial f^2}(q_1, q_2) &= \frac{P^*(q_1 = q_2)}{f^2(q_1, q_2)} + \frac{\bar{P}^*(q_1 = q_2)}{(1 - f(q_1, q_2))^2} \\ &\geq P^*(q_1 = q_2) + \bar{P}^*(q_1 = q_2) \\ &= 1, \end{aligned}$$

which demonstrates the strong convexity. Therefore, by strong convexity and the optimality of  $f_{\theta^*, \lambda^*, c^*}$ , we can obtain that

$$h(f_{\hat{\theta}, \hat{\lambda}, \hat{c}}) \geq h(f_{\theta^*, \lambda^*, c^*}) + \frac{1}{2} \|f_{\theta^*, \lambda^*, c^*} - f_{\hat{\theta}, \hat{\lambda}, \hat{c}}\|_{2, \mu}^2.$$

Combining (4), we have

$$\|f_{\theta^*, \lambda^*, c^*} - f_{\hat{\theta}, \hat{\lambda}, \hat{c}}\|_{2, \mu} \leq 2\sqrt{\epsilon_{\text{stat}}^{\text{BCE}}}.$$

Finally, by Cauchy–Schwarz inequality, we can conclude

$$\begin{aligned} & \mathbb{E}_{(q_1, q_2) \sim \mu} \left[ \left| P^*(q_1 = q_2) - P_{\hat{\theta}, \hat{\lambda}, \hat{c}}(q_1 = q_2) \right| \right] \\ &= \|f_{\theta^*, \lambda^*, c^*} - f_{\hat{\theta}, \hat{\lambda}, \hat{c}}\|_{1, \mu} \leq \|f_{\theta^*, \lambda^*, c^*} - f_{\hat{\theta}, \hat{\lambda}, \hat{c}}\|_{2, \mu} \\ &\leq 2\sqrt{\epsilon_{\text{stat}}^{\text{BCE}}}. \end{aligned}$$

□

### 3.3 Convergence guarantee for squared log difference loss

In this section, we analyze the convergence rate for another loss function. Define the squared log difference (SLD) loss function as follows:

$$\mathcal{L}_{\mu}^{\text{SLD}}(\theta, \lambda, c) = \mathbb{E}_{(q_1, q_2) \sim \mu} \left[ (\log P^*(q_1 = q_2) - \log P_{\theta, \lambda, c}(q_1 = q_2))^2 \right]. \quad (5)$$

Similar to Section 3.2, to recover the ground-truth parameter  $(\theta^*, \lambda^*, c^*)$ , one only needs to solve the optimization problem

$$\min_{\theta \in \Theta, \lambda \in \Lambda, c \in \mathcal{C}} \mathcal{L}_{\mu}^{\text{SLD}}(\theta, \lambda, c).$$

We also define the empirical squared log difference loss as

$$\mathcal{L}_{\mathcal{D}}^{\text{SLD}}(\theta, \lambda, c) = \frac{1}{N} \sum_{(q_{i,1}, q_{i,2}, p_i) \in \mathcal{D}} (\log p_i - \log P_{\theta, \lambda, c}(q_{i,1} = q_{i,2}))^2. \quad (6)$$

Since  $\log 0$  is not well-defined, for theoretical analysis, we assume that each  $p_i$  in the dataset  $\mathcal{D}$  satisfies  $p_i = P^*(q_{i,1} = q_{i,2})$ , i.e., the label is exact the ground-truth probability.

Let  $(\hat{\theta}, \hat{\lambda}, \hat{c})$  denote the minimizer of the empirical loss, i.e.,

$$(\hat{\theta}, \hat{\lambda}, \hat{c}) \in \arg \min_{\theta \in \Theta, \lambda \in \Lambda, c \in \mathcal{C}} \mathcal{L}_{\mathcal{D}}^{\text{SLD}}(\theta, \lambda, c),$$

which is exactly the output of Algorithm 1 when the loss type  $L$  is SLD.

Now, we provide a finite sample convergence guarantee for the expected prediction error under the squared log difference loss:

**Theorem 2** (Convergence rate of Algorithm 1, SLD loss). *Under Assumptions 1 and 2, for any  $\delta \in (0, 1)$ , with probability at least  $1 - \delta$ , it holds that*

$$\mathbb{E}_{(q_1, q_2) \sim \mu} \left[ \left| P^*(q_1 = q_2) - P_{\hat{\theta}, \hat{\lambda}, \hat{c}}(q_1 = q_2) \right| \right] \leq O \left( \frac{(L_{\lambda}^{-1} + B_c) \cdot (\log(|\Theta||\Lambda||\mathcal{C}|/\delta))^{1/4}}{N^{1/4}} \right).$$

The proof of Theorem 2 is similar to the proof of Theorem 1 and is deferred to Appendix A.3.

**Remark 2.** *Compared to the bound for BCE loss, there is an additional  $\sqrt{L_{\lambda}^{-1} + B_c}$  factor in the bound for SLD loss. This implies that BCE loss is more sample-efficient than SLD loss when the lower bound of  $\lambda \in \Lambda$ ,  $L_{\lambda}$ , is small or the upper bound of  $c \in \mathcal{C}$ ,  $B_c$ , is large. This theoretical result is consistent with our empirical results in Table 1, where the BCE model achieves better caching efficiency than the SLD model. More details will be discussed in Section 4.3.*



## 4 Experiments

In this section, we show experimental results that our distillation-based fine-tuning method can improve the accuracy of caching prediction and improve the caching efficiency for prompt streaming with caching.

We first introduce how we construct the training dataset in [Section 4.1](#). The dataset we constructed is a hard dataset by careful design, and the previous embedding model in [Wang et al. \(2022\)](#) only achieves a 0.51 AUC on our dataset.

We then in [Section 4.2](#) fine-tune the embedding from [Wang et al. \(2022\)](#) using [Algorithm 3](#), which is the practical version of [Algorithm 1](#) we analyzed in [Section 3](#). The resulting models under both BCE loss and SLD loss achieve a 0.81 AUC on the validation set, which significantly improves over the initial model.

Furthermore, in [Section 4.3](#), we conduct a simulation on prompt streaming with a cache and compare different embedding models as the predictor of caching hit. As [Table 1](#) shows, our BCE model and SLD model achieve caching efficiency of 54.0% and 52.4%, respectively, which both improve over the efficiency of 46.0% of the previous model.

### 4.1 Construction of the dataset

We first extract all prompts (queries) from the `natural_questions` dataset ([Kwiatkowski et al., 2019](#)) and discard the responses. For each prompt, we compute a vector embedding using the last layer of the `intfloat/e5-large-v2` model ([Wang et al., 2022](#)). We also deleted repeated prompts.

Now for each prompt, we search the three nearest neighbors using FAISS ([Johnson et al., 2019](#)), where the distance of a prompt pair is defined by the cosine similarity of the two corresponding embedding vectors as in [Definition 2](#). We then sample 70k prompts uniformly at random, and for each prompt, we obtain three prompt pairs forming by the prompt itself and each of their three nearest neighbors. Therefore, we get 210k prompt pairs in total, and we use GPT-4 ([OpenAI, 2023](#)) to label whether each prompt pair can be answered by the same response (0 or 1, where 1 means they can be answered by the same response). The exact prompt we use to label each pair is presented in [Appendix B.1](#).

---

**Algorithm 2** Constructing a hard dataset

---

```
1: Input: Initial large dataset  $\mathcal{D}_0 = \{(q_{i,1}, q_{i,2}, p_i)\}_{i=1}^{N_0}$  where  $p_i = 0$  or  $1$  is the label, an existing embedding model  $v_\theta(\cdot)$  (in our case,  $v_\theta(\cdot)$  is intfloat/e5-large-v2).
2: for  $n = 1, 2, \dots, N_0$  do
3:    $c_i \leftarrow \text{sim}(v_\theta(q_{i,1}), v_\theta(q_{i,2}))$ 
4: end for
5: Sort data points in  $\mathcal{D}_0$  by the ascending order of  $c_i$ 
6:  $\mathcal{D} \leftarrow \{\}$ 
7: LastLabel  $\leftarrow 1$ 
8: for  $n = 1, 2, \dots, N_0$  do
9:   if  $p_i \neq \text{LastLabel}$  then
10:     $\mathcal{D} \leftarrow \mathcal{D} \cup \{(q_{i,1}, q_{i,2}, p_i)\}$ 
11:    LastLabel  $\leftarrow p_i$ 
12:   end if
13: end for
14: Output: the hard dataset  $\mathcal{D}$ 
```

---

The next step is to select prompt pairs among the above 210k labeled pairs to obtain the final dataset, which is not too small in size, and the existing embedding model `intfloat/e5-large-v2` has a poor AUC (e.g., close to 0.5) on the selected dataset. Note that the existence of such a dataset implies that `intfloat/e5-large-v2` is not an ideal embedding model for predicting whether two prompts can be answered by the same response.<sup>3</sup> [Algorithm 2](#) presents how we construct such a dataset.

In [Algorithm 2](#), we first sort all data points by cosine similarity. Then, we add data points in ascending order of similarity and ensure the added prompt pairs have alternate labels. By the construction procedure, the AUC of `intfloat/e5-large-v2` on the constructed hard dataset  $\mathcal{D}$  is approximately 0.5. In our experiments, the size of  $\mathcal{D}$  is 37382, which is large enough for our training and implies that the existing embedding `intfloat/e5-large-v2` might not be an ideal model for caching prediction.

Finally, we show two examples of prompt pairs in our dataset, where the first one has label 0 but high cosine similarity according to `intfloat/e5-large-v2`, and the second one has label 1 but low cosine similarity.

Example 1:

Prompt 1: when did sat change from 2400 to 1600

Prompt 2: when did sat change from 1600 to 2400

Label: 0

Cosine similarity: 0.9973602294921875

Example 2:

Prompt 1: who wrote a song for you leon russell or donny hathaway

Prompt 2: who wrote the song a song for you

Label: 1

Cosine similarity: 0.8098968863487244

## 4.2 Fine-tuning embeddings

We split the dataset constructed in [Section 4.1](#) into training, validation, and test sets with a ratio of 7:1:2.

We fine-tune using the above training set from embedding `intfloat/e5-large-v2` under BCE loss or SLD loss. Slightly different from the theoretical version [Algorithm 1](#), in the practical version [Algorithm 3](#), we view  $\lambda$  and  $c$  as hyperparameters, set  $\lambda = 0.01$  for both loss functions, and set  $c = 88$  for BCE loss and  $c = 90$  for SLD loss. For SLD loss, we clip the label to  $[10^{-10}, 1]$  to avoid calculating  $\log 0$ , which is not well-defined. We use AdamW ([Loshchilov and Hutter, 2017](#)) as our optimizer and set the learning rate  $\eta$  to be  $10^{-5}$ . The full list of hyperparameter values used in our experiments is shown in [Appendix C](#).

We plot the ROC curve as well as AUC on the validation set for the initial model (i.e., `intfloat/e5-large-v2`), BCE model and SLD model trained by [Algorithm 3](#) in [Figure 3](#), which shows that fine-tuning on our constructed dataset using either loss function can help to improve the AUC.

<sup>3</sup>If an existing embedding model  $v_\theta(\cdot)$  is nearly perfect, it would be hard to find two prompt pairs  $(q_{11}, q_{12})$  with label 1, and  $(q_{21}, q_{22})$  with label 0, s.t.  $\text{sim}(v_\theta(q_{11}), v_\theta(q_{12})) < \text{sim}(v_\theta(q_{21}), v_\theta(q_{22}))$ . In that case, even if we can find some “bad examples” to construct a hard dataset, the size of the dataset will be very small.

---

**Algorithm 3** Supervised embedding fine-tuning (practical version)

---

```
1: Input: Training dataset  $\mathcal{D} = \{(q_{i,1}, q_{i,2}, p_i)\}_{i=1}^N$ , hyperparameters  $\lambda, c$ , embedding model  $v_\theta(\cdot)$ ,  
   learning rate  $\eta$ , number of epochs  $E$ , batch size  $B$ , loss type  $L$   
2: Initialization:  $\theta \leftarrow \theta_0$ .  
3: if  $L = \text{SLD}$  then  
4:   for  $i = 1, 2, \dots, N$  do  
5:      $p_i \leftarrow \text{clip}(p_i, 10^{-10}, 1)$   
6:   end for  
7: end if  
8: for  $e = 1, 2, \dots, E$  do  
9:   for  $b = 1, 2, \dots, N/B$  do  
10:    Let  $\mathcal{B}$  be a mini-batch sampled from  $\mathcal{D}$  of size  $B$   
11:    if  $L = \text{BCE}$  then  
12:       $\mathcal{L}_{\mathcal{B}} \leftarrow \mathcal{L}_{\mathcal{B}}^{\text{BCE}}$  as defined in (3)  
13:    else if  $L = \text{SLD}$  then  
14:       $\mathcal{L}_{\mathcal{B}} \leftarrow \mathcal{L}_{\mathcal{B}}^{\text{SLD}}$  as defined in (6)  
15:    else  
16:      Raise Not Implemented Error  
17:    end if  
18:    Perform single step to update  $\theta$  by AdamW using loss  $\mathcal{L}_{\mathcal{B}}$  and learning rate  $\eta$   
19:  end for  
20: end for  
21: Output:  $v_\theta(\cdot)$ 
```

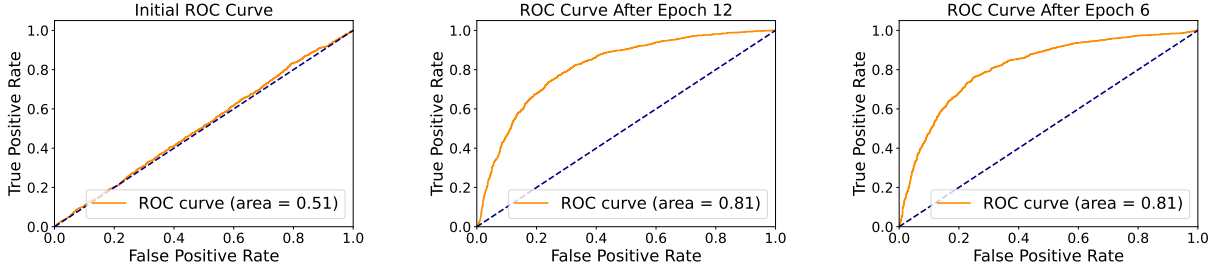
---

### 4.3 Simulation of the prompt streaming with caching

We also conduct a simulation to validate that the caching through embedding similarity with our fine-tuned embedding model can improve over the initial embedding model (i.e., the `intfloat/e5-large-v2` model in our case). We first create the prompt streaming dataset, which contains 1000 prompts. To be more specific, we randomly sample 250 prompt pairs with label 0 in the test set, and also randomly sample 250 prompt pairs with label 1. Therefore, we have 500 prompt pairs, and we decompose them into 1000 prompts in random order. Since the main focus of this paper is not to study the tradeoff between the size of the cache and the caching efficiency, we assume for simplicity that the cache has unlimited size.

The cache is initialized to be empty. We maintain two counters: `nCorrectHit` and `nFalseHit`, which represent the number of correct caching hits and the number of false caching hits, respectively. At each time, a prompt  $q$  from the streaming dataset arrives, and its embedding  $v(q) \in \mathbb{R}^d$  (in our experiments,  $d = 1024$ ) is calculated. We first find the nearest neighbor in the cache, which is a tuple  $(q_0, v(q_0), r_0)$ , where  $q_0$  is a prompt,  $r_0$  is the response, and  $v(q_0)$  is the embedding. The distance is measured by cosine similarity. If  $\text{sim}(v(q_1), v(q_2)) > \tau$  where  $\tau \in [0, 1]$  is a threshold, we view it as a caching hit and use  $r_0$  as the response of  $q$ ; otherwise, we view it as a caching miss, directly query the LLM to get the response  $r$ , and add the tuple  $(q, v(q), r)$  to the cache.

In order to test the caching efficiency, whenever there is a caching hit, we will query GPT4 whether  $r_0$  is a good response to  $q$ . (The exact prompt we used to query GPT4 is in [Appendix B.2](#).) If it is a correct caching hit, we set `nCorrectHit`  $\leftarrow$  `nCorrectHit` + 1; if not, we set `nFalseHit`  $\leftarrow$  `nFalseHit` + 1.



(a) ROC before fine-tuning (AUC = 0.51) (b) ROC after Epoch 12 using BCE loss (AUC = 0.81) (c) ROC after Epoch 6 using SLD loss (AUC = 0.81)

Figure 3: Comparison of ROC curves.

threshold $\tau$	0.88	0.89	0.90	0.91	0.92	0.93	0.94
Initial model efficiency	38.0%	<b>46.0%</b>	41.6%	40.0%	<b>46.0%</b>	38.0%	35.2%
threshold $\tau$	0.88	0.89	0.90	0.91	0.92	0.93	0.94
BCE model efficiency	23.6%	36.4%	45.6%	50.8%	<b>54.0%</b>	53.2%	44.4%
threshold $\tau$	0.78	0.80	0.82	0.84	0.86	0.88	0.90
SLD model efficiency	32.8%	37.2%	<b>52.4%</b>	50.4%	47.2%	44.0%	36.4%

Table 1: Comparison of the caching efficiency of different embedding models. The efficiency is defined as  $(\# \text{ correct caching hit} - \# \text{ false caching hit}) / (\# \text{ of expected caching hit})$ . In our test, we have 1000 prompts in the streaming, which come from 500 prompt pairs, of which 250 pairs with label one. So  $\#$  of expected caching hit here is 250.

---

**Algorithm 4** Simulation of prompt streaming with cache (of unlimited size)

---

```
1: Input: Prompt streaming  $\{q_t\}_{t=1}^T$ , embedding model  $v(\cdot)$ , threshold  $\tau$ , number of expected
   caching hit  $nE$ , cache  $\mathcal{C}$ , language model  $LM(\cdot)$ 
2: Initialization:  $\mathcal{C} \leftarrow \{\}$ ,  $nC \leftarrow 0$ ,  $nF \leftarrow 0$ .
3: for  $t = 1, 2, \dots, T$  do
4:   Receive the prompt  $q_t$ 
5:   Find the nearest neighbor  $(q, v(q), r)$  of  $q_t$  in  $\mathcal{C}$ , where the distance is defined as  $1 - \text{sim}(v(q_t), v(q))$ 
6:   if  $\mathcal{C}$  is empty or  $\text{sim}(v(q), v(q_t)) \leq \tau$  then
7:      $r \leftarrow LM(q_t)$ ,  $\mathcal{C} \leftarrow \mathcal{C} \cup \{(q_t, v(q_t), r)\}$ 
8:   else
9:     if  $r$  is a good response of  $q_t$  then
10:       $nC \leftarrow nC + 1$ 
11:    else
12:       $nF \leftarrow nF + 1$ 
13:    end if
14:  end if
15: end for
16: Output:  $(nC - nF)/nE$ 
```

---

Finally, we calculate the caching efficiency as

$$\text{efficiency} = \frac{n\text{CorrectHit} - n\text{FalseHit}}{n\text{ExpectedHit}},$$

where  $n\text{ExpectedHit} = 250$  in our experiments as discussed at the beginning of this subsection. The whole simulation procedure is formalized in [Algorithm 4](#).

We choose  $v$  to be one of the three models: the initial model `intfloat/e5-large-v2`, BCE model (fine-tuned for 12 epochs), and SLD model (fine-tuned for 6 epochs) as in [Section 4.2](#). We also choose different threshold  $\tau$  and pick the best one for each embedding model. The result is presented in [Table 1](#), which shows that after fine-tuning using either loss, the caching efficiency is improved over the initial model without fine-tuning.

## 5 Conclusions

In this paper, we study efficient prompt caching for LLMs by modeling the ground-truth probability of whether a prompt pair can be answered by the same response via embedding similarity, and fine-tuning existing semantic embeddings on our newly constructed dataset. We provide both theoretical guarantee and empirical evidence that our proposed distillation-based method can improve the accuracy of caching prediction and efficiency. Interesting future directions include improving the  $O(1/N^{1/4})$  rate and proposing novel training objectives that might result in better embedding models.

## References

Rohan Anil, Andrew M. Dai, Orhan Firat, Melvin Johnson, Dmitry Lepikhin, Alexandre Passos, Siamak Shakeri, Emanuel Taropa, Paige Bailey, Zhifeng Chen, Eric Chu, Jonathan H. Clark,

Laurent El Shafey, Yanping Huang, Kathy Meier-Hellstern, Gaurav Mishra, Erica Moreira, Mark Omernick, Kevin Robinson, Sebastian Ruder, Yi Tay, Kefan Xiao, Yuanzhong Xu, Yujing Zhang, Gustavo Hernandez Abrego, Junwhan Ahn, Jacob Austin, Paul Barham, Jan Botha, James Bradbury, Siddhartha Brahma, Kevin Brooks, Michele Catasta, Yong Cheng, Colin Cherry, Christopher A. Choquette-Choo, Aakanksha Chowdhery, Clément Crepy, Shachi Dave, Mostafa Dehghani, Sunipa Dev, Jacob Devlin, Mark Díaz, Nan Du, Ethan Dyer, Vlad Feinberg, Fangxiaoyu Feng, Vlad Fienber, Markus Freitag, Xavier Garcia, Sebastian Gehrmann, Lucas Gonzalez, Guy Gur-Ari, Steven Hand, Hadi Hashemi, Le Hou, Joshua Howland, Andrea Hu, Jeffrey Hui, Jeremy Hurwitz, Michael Isard, Abe Ittycheriah, Matthew Jagielski, Wenhao Jia, Kathleen Kenealy, Maxim Krikun, Sneha Kudugunta, Chang Lan, Katherine Lee, Benjamin Lee, Eric Li, Music Li, Wei Li, YaGuang Li, Jian Li, Hyeontaek Lim, Hanzhao Lin, Zhongtao Liu, Frederick Liu, Marcello Maggioni, Aroma Mahendru, Joshua Maynez, Vedant Misra, Maysam Moussalem, Zachary Nado, John Nham, Eric Ni, Andrew Nystrom, Alicia Parrish, Marie Pellat, Martin Polacek, Alex Polozov, Reiner Pope, Siyuan Qiao, Emily Reif, Bryan Richter, Parker Riley, Alex Castro Ros, Aurko Roy, Brennan Saeta, Rajkumar Samuel, Renee Shelby, Ambrose Slone, Daniel Smilkov, David R. So, Daniel Sohn, Simon Tokumine, Dasha Valter, Vijay Vasudevan, Kiran Vodrahalli, Xuezhong Wang, Pidong Wang, Zirui Wang, Tao Wang, John Wieting, Yuhuai Wu, Kelvin Xu, Yunhan Xu, Linting Xue, Pengcheng Yin, Jiahui Yu, Qiao Zhang, Steven Zheng, Ce Zheng, Weikang Zhou, Denny Zhou, Slav Petrov, and Yonghui Wu. Palm 2 technical report, 2023.

Fu Bang. Gptcache: An open-source semantic cache for llm applications enabling faster answers and cost savings. In *Proceedings of the 3rd Workshop for Natural Language Processing Open Source Software (NLP-OSS 2023)*, pages 212–218, 2023.

Hannah Bast, Björn Buchhold, Elmar Haussmann, et al. Semantic search on text and knowledge bases. *Foundations and Trends® in Information Retrieval*, 10(2-3):119–271, 2016.

Edward Beeching, Younes Belkada, Kashif Rasul, Lewis Tunstall, Leandro von Werra, Nazneen Rajani, and Nathan Lambert. Stackllama: An rl fine-tuned llama model for stack exchange question and answering, 2023. URL <https://huggingface.co/blog/stackllama>.

Rishi Bommasani, Drew A. Hudson, Ehsan Adeli, Russ Altman, Simran Arora, Sydney von Arx, Michael S. Bernstein, Jeannette Bohg, Antoine Bosselut, Emma Brunskill, Erik Brynjolfsson, Shyamal Buch, Dallas Card, Rodrigo Castellon, Niladri Chatterji, Annie Chen, Kathleen Creel, Jared Quincy Davis, Dora Demszky, Chris Donahue, Moussa Doumbouya, Esin Durmus, Stefano Ermon, John Etchemendy, Kawin Ethayarajh, Li Fei-Fei, Chelsea Finn, Trevor Gale, Lauren Gillespie, Karan Goel, Noah Goodman, Shelby Grossman, Neel Guha, Tatsunori Hashimoto, Peter Henderson, John Hewitt, Daniel E. Ho, Jenny Hong, Kyle Hsu, Jing Huang, Thomas Icard, Saahil Jain, Dan Jurafsky, Pratyusha Kalluri, Siddharth Karamcheti, Geoff Keeling, Fereshte Khani, Omar Khattab, Pang Wei Koh, Mark Krass, Ranjay Krishna, Rohith Kuditipudi, Ananya Kumar, Faisal Ladhak, Mina Lee, Tony Lee, Jure Leskovec, Isabelle Levent, Xiang Lisa Li, Xuechen Li, Tengyu Ma, Ali Malik, Christopher D. Manning, Suvir Mirchandani, Eric Mitchell, Zanele Muniyikwa, Suraj Nair, Avaniika Narayan, Deepak Narayanan, Ben Newman, Allen Nie, Juan Carlos Nieves, Hamed Nilforoshan, Julian Nyarko, Giray Ogut, Laurel Orr, Isabel Papadimitriou, Joon Sung Park, Chris Piech, Eva Portelance, Christopher Potts, Aditi Raghunathan, Rob Reich, Hongyu Ren, Frieda Rong, Yusuf Roohani, Camilo Ruiz, Jack Ryan, Christopher Ré, Dorsa Sadigh, Shiori Sagawa, Keshav Santhanam, Andy Shih, Krishnan Srinivasan, Alex Tamkin, Rohan Taori, Armin W. Thomas, Florian Tramèr, Rose E. Wang, William Wang, Bohan Wu, Jiajun Wu, Yuhuai Wu, Sang Michael Xie, Michihiro Yasunaga, Jiaxuan You, Matei Zaharia, Michael Zhang,

- Tianyi Zhang, Xikun Zhang, Yuhui Zhang, Lucia Zheng, Kaitlyn Zhou, and Percy Liang. On the opportunities and risks of foundation models, 2022.
- Sebastian Borgeaud, Arthur Mensch, Jordan Hoffmann, Trevor Cai, Eliza Rutherford, Katie Millican, George Bm Van Den Driessche, Jean-Baptiste Lespiau, Bogdan Damoc, Aidan Clark, et al. Improving language models by retrieving from trillions of tokens. In *International conference on machine learning*, pages 2206–2240. PMLR, 2022.
- Sébastien Bubeck, Varun Chandrasekaran, Ronen Eldan, Johannes Gehrke, Eric Horvitz, Ece Kamar, Peter Lee, Yin Tat Lee, Yuanzhi Li, Scott Lundberg, et al. Sparks of artificial general intelligence: Early experiments with gpt-4. *arXiv preprint arXiv:2303.12712*, 2023.
- Archana Bura, Desik Rengarajan, Dileep Kalathil, Srinivas Shakkottai, and Jean-Francois Chamberland. Learning to cache and caching to learn: Regret analysis of caching algorithms. *IEEE/ACM Transactions on Networking*, 30(1):18–31, 2021.
- Wei-Cheng Chang, Felix X Yu, Yin-Wen Chang, Yiming Yang, and Sanjiv Kumar. Pre-training tasks for embedding-based large-scale retrieval. *arXiv preprint arXiv:2002.03932*, 2020.
- Zheng Chang, Lei Lei, Zhenyu Zhou, Shiwen Mao, and Tapani Ristaniemi. Learn to cache: Machine learning for network edge caching in the big data era. *IEEE Wireless Communications*, 25(3): 28–35, 2018.
- Aakanksha Chowdhery, Sharan Narang, Jacob Devlin, Maarten Bosma, Gaurav Mishra, Adam Roberts, Paul Barham, Hyung Won Chung, Charles Sutton, Sebastian Gehrmann, et al. Palm: Scaling language modeling with pathways. *arXiv preprint arXiv:2204.02311*, 2022.
- Fathima Zarin Faizal, Priya Singh, Nikhil Karamchandani, and Sharayu Moharir. Regret-optimal online caching for adversarial and stochastic arrivals. In *EAI International Conference on Performance Evaluation Methodologies and Tools*, pages 147–163. Springer, 2022.
- Edouard Grave, Armand Joulin, and Nicolas Usunier. Improving neural language models with a continuous cache. *arXiv preprint arXiv:1612.04426*, 2016.
- Edouard Grave, Moustapha M Cisse, and Armand Joulin. Unbounded cache model for online language modeling with open vocabulary. *Advances in neural information processing systems*, 30, 2017.
- Ying He, Zheng Zhang, F Richard Yu, Nan Zhao, Hongxi Yin, Victor CM Leung, and Yanhua Zhang. Deep-reinforcement-learning-based optimization for cache-enabled opportunistic interference alignment wireless networks. *IEEE Transactions on Vehicular Technology*, 66(11):10433–10445, 2017.
- Gautier Izacard, Patrick Lewis, Maria Lomeli, Lucas Hosseini, Fabio Petroni, Timo Schick, Jane Dwivedi-Yu, Armand Joulin, Sebastian Riedel, and Edouard Grave. Few-shot learning with retrieval augmented language models. *arXiv preprint arXiv:2208.03299*, 2022.
- Wei Jiang, Gang Feng, Shuang Qin, Tak Shing Peter Yum, and Guohong Cao. Multi-agent reinforcement learning for efficient content caching in mobile d2d networks. *IEEE Transactions on Wireless Communications*, 18(3):1610–1622, 2019.
- Jeff Johnson, Matthijs Douze, and Hervé Jégou. Billion-scale similarity search with GPUs. *IEEE Transactions on Big Data*, 7(3):535–547, 2019.

- Ehsan Kamaloo, Xinyu Zhang, Odunayo Ogundepo, Nandan Thakur, David Alfonso-Hermelo, Mehdi Rezagholizadeh, and Jimmy Lin. Evaluating embedding apis for information retrieval. *arXiv preprint arXiv:2305.06300*, 2023.
- Urvashi Khandelwal, Omer Levy, Dan Jurafsky, Luke Zettlemoyer, and Mike Lewis. Generalization through memorization: Nearest neighbor language models. *arXiv preprint arXiv:1911.00172*, 2019.
- Swadhash Kumar and PK Singh. An overview of modern cache memory and performance analysis of replacement policies. In *2016 IEEE International Conference on Engineering and Technology (ICETECH)*, pages 210–214. IEEE, 2016.
- Tom Kwiatkowski, Jennimaria Palomaki, Olivia Redfield, Michael Collins, Ankur Parikh, Chris Alberti, Danielle Epstein, Illia Polosukhin, Matthew Kelcey, Jacob Devlin, Kenton Lee, Kristina N. Toutanova, Llion Jones, Ming-Wei Chang, Andrew Dai, Jakob Uszkoreit, Quoc Le, and Slav Petrov. Natural questions: a benchmark for question answering research. *Transactions of the Association of Computational Linguistics*, 2019.
- Donghee Lee, Jongmoo Choi, Jong-Hun Kim, Sam H Noh, Sang Lyul Min, Yookun Cho, and Chong Sang Kim. Lrfu: A spectrum of policies that subsumes the least recently used and least frequently used policies. *IEEE transactions on Computers*, 50(12):1352–1361, 2001.
- Ilya Loshchilov and Frank Hutter. Decoupled weight decay regularization. *arXiv preprint arXiv:1711.05101*, 2017.
- Sewon Min, Weijia Shi, Mike Lewis, Xilun Chen, Wen-tau Yih, Hannaneh Hajishirzi, and Luke Zettlemoyer. Nonparametric masked language modeling. *arXiv preprint arXiv:2212.01349*, 2022.
- Samrat Mukhopadhyay and Abhishek Sinha. Online caching with optimal switching regret. In *2021 IEEE International Symposium on Information Theory (ISIT)*, pages 1546–1551. IEEE, 2021.
- Harsha Nori, Nicholas King, Scott Mayer McKinney, Dean Carignan, and Eric Horvitz. Capabilities of gpt-4 on medical challenge problems. *arXiv preprint arXiv:2303.13375*, 2023.
- OpenAI. Gpt-4 technical report, 2023.
- Long Ouyang, Jeffrey Wu, Xu Jiang, Diogo Almeida, Carroll Wainwright, Pamela Mishkin, Chong Zhang, Sandhini Agarwal, Katarina Slama, Alex Ray, et al. Training language models to follow instructions with human feedback. *Advances in Neural Information Processing Systems*, 35: 27730–27744, 2022.
- David Patterson, Joseph Gonzalez, Quoc Le, Chen Liang, Lluís-Miquel Munguia, Daniel Rothchild, David So, Maud Texier, and Jeff Dean. Carbon emissions and large neural network training. *arXiv preprint arXiv:2104.10350*, 2021.
- Or Sharir, Barak Peleg, and Yoav Shoham. The cost of training nlp models: A concise overview. *arXiv preprint arXiv:2004.08900*, 2020.
- Junaid Shuja, Kashif Bilal, Waleed Alasmary, Hassan Sinky, and Eisa Alanazi. Applying machine learning techniques for caching in next-generation edge networks: A comprehensive survey. *Journal of Network and Computer Applications*, 181:103005, 2021.
- Alan Jay Smith. Cache memories. *ACM Computing Surveys (CSUR)*, 14(3):473–530, 1982.



- William Stallings. *Operating systems: internals and design principles*. Prentice Hall Press, 2011.
- Jia Wang. A survey of web caching schemes for the internet. *ACM SIGCOMM Computer Communication Review*, 29(5):36–46, 1999.
- Liang Wang, Nan Yang, Xiaolong Huang, Binxing Jiao, Linjun Yang, Daxin Jiang, Rangan Majumder, and Furu Wei. Text embeddings by weakly-supervised contrastive pre-training. *arXiv preprint arXiv:2212.03533*, 2022.
- Ruosong Wang, Ruslan Salakhutdinov, and Lin F. Yang. Reinforcement Learning with General Value Function Approximation: Provably Efficient Approach via Bounded Eluder Dimension, 2020. [\\_eprint: 2005.10804](#).
- Jason Wei, Yi Tay, Rishi Bommasani, Colin Raffel, Barret Zoph, Sebastian Borgeaud, Dani Yogatama, Maarten Bosma, Denny Zhou, Donald Metzler, et al. Emergent abilities of large language models. *arXiv preprint arXiv:2206.07682*, 2022.
- Wenhao Zhan, Baihe Huang, Audrey Huang, Nan Jiang, and Jason Lee. Offline reinforcement learning with realizability and single-policy concentrability. In *Conference on Learning Theory*, pages 2730–2775. PMLR, 2022.
- Zexuan Zhong, Tao Lei, and Danqi Chen. Training language models with memory augmentation. *arXiv preprint arXiv:2205.12674*, 2022.
- Banghua Zhu, Ying Sheng, Lianmin Zheng, Clark Barrett, Michael I Jordan, and Jiantao Jiao. On optimal caching and model multiplexing for large model inference. *arXiv preprint arXiv:2306.02003*, 2023a.
- Hanlin Zhu and Amy Zhang. Provably efficient offline goal-conditioned reinforcement learning with general function approximation and single-policy concentrability. *arXiv preprint arXiv:2302.03770*, 2023.
- Hanlin Zhu, Ruosong Wang, and Jason Lee. Provably Efficient Reinforcement Learning via Surprise Bound. In *International Conference on Artificial Intelligence and Statistics*, pages 4006–4032. PMLR, 2023b.
- Daniel M Ziegler, Nisan Stiennon, Jeffrey Wu, Tom B Brown, Alec Radford, Dario Amodei, Paul Christiano, and Geoffrey Irving. Fine-tuning language models from human preferences. *arXiv preprint arXiv:1909.08593*, 2019.
- zilliztech. Gptcache: Semantic cache for llms. fully integrated with langchain and llama\_index., 2023. URL <https://github.com/zilliztech/GPTCache>.

## A Missing Proofs

### A.1 Proof of Lemma 1

*Proof of Lemma 1.* We first consider any fixed  $\theta \in \Theta, \lambda \in \Lambda, c \in \mathcal{C}$ . One can observe that  $\mathcal{L}_{\mathcal{D}}^{\text{BCE}}(\theta, \lambda, c)$  is an unbiased estimator of  $\mathcal{L}_{\mu}^{\text{BCE}}(\theta, \lambda, c)$  since

$$\begin{aligned}
& \mathbb{E}[\mathcal{L}_{\mathcal{D}}^{\text{BCE}}(\theta, \lambda, c)] \\
&= - \mathbb{E}_{(q_1, q_2) \sim \mu, p \sim \mathcal{P}(\cdot | q_1, q_2)} [p \log P_{\theta, \lambda, c}(q_1 = q_2) + \bar{p} \log \bar{P}_{\theta, \lambda, c}(q_1 = q_2)] \\
&= - \mathbb{E}_{(q_1, q_2) \sim \mu} [\mathbb{E}_{p \sim \mathcal{P}(\cdot | q_1, q_2)} [p \log P_{\theta, \lambda, c}(q_1 = q_2) + \bar{p} \log \bar{P}_{\theta, \lambda, c}(q_1 = q_2) | q_1, q_2]] \\
&= - \mathbb{E}_{(q_1, q_2) \sim \mu} [P^*(q_1 = q_2) \log P_{\theta, \lambda, c}(q_1 = q_2) + \bar{P}^*(q_1 = q_2) \log \bar{P}_{\theta, \lambda, c}(q_1 = q_2)] \\
&= \mathcal{L}_{\mu}^{\text{BCE}}(\theta, \lambda, c),
\end{aligned}$$

where the first equality holds since the data points in the dataset are i.i.d. distributed, the second equality holds due to tower property, and the third equality holds by the linearity of expectation.

Also, we note that the empirical loss for each data point can be upper bounded by

$$\begin{aligned}
& |p_i \log P_{\theta, \lambda, c}(q_{i,1} = q_{i,2}) + \bar{p}_i \log \bar{P}_{\theta, \lambda, c}(q_{i,1} = q_{i,2})| \\
&\leq \max \{ |\log P_{\theta, \lambda, c}(q_{i,1} = q_{i,2})|, |\log \bar{P}_{\theta, \lambda, c}(q_{i,1} = q_{i,2})| \} \\
&= \log \left( \max \left\{ \frac{1}{P_{\theta, \lambda, c}(q_{i,1} = q_{i,2})}, \frac{1}{1 - P_{\theta, \lambda, c}(q_{i,1} = q_{i,2})} \right\} \right).
\end{aligned}$$

Since  $\sigma(-x) = 1 - \sigma(x)$  and  $\mathbf{sim}(v_{\theta}(q_1), v_{\theta}(q_2))/\lambda - c \in [-L_{\lambda}^{-1} - B_c, L_{\lambda}^{-1} + B_c]$  by [Assumption 2](#), we can obtain that

$$\frac{1}{P_{\theta, \lambda, c}(q_1 = q_2)} = \frac{1}{\sigma(\mathbf{sim}(v_{\theta}(q_1), v_{\theta}(q_2))/\lambda - c)} \leq 1 + \exp(L_{\lambda}^{-1} + B_c).$$

By the symmetry of  $\sigma(\cdot)$  and the range of  $\mathbf{sim}(v_{\theta}(q_1), v_{\theta}(q_2))/\lambda - c$ , it also holds that

$$\frac{1}{1 - P_{\theta, \lambda, c}(q_1 = q_2)} \leq 1 + \exp(L_{\lambda}^{-1} + B_c).$$

Therefore,

$$\begin{aligned}
& |p_i \log P_{\theta, \lambda, c}(q_{i,1} = q_{i,2}) + \bar{p}_i \log \bar{P}_{\theta, \lambda, c}(q_{i,1} = q_{i,2})| \\
&\leq \log(1 + \exp(L_{\lambda}^{-1} + B_c)) \leq O(L_{\lambda}^{-1} + B_c).
\end{aligned}$$

By Hoeffding's inequality, we have with probability at least  $1 - \delta$ , it holds that

$$|\mathcal{L}_{\mathcal{D}}^{\text{BCE}}(\theta, \lambda, c) - \mathcal{L}_{\mu}^{\text{BCE}}(\theta, \lambda, c)| \leq O \left( (L_{\lambda}^{-1} + B_c) \sqrt{\frac{\log(1/\delta)}{N}} \right).$$

Applying a union bound over all  $\theta \in \Theta, \lambda \in \Lambda, c \in \mathcal{C}$  concludes the result.  $\square$

## A.2 Proof of Lemma 2

*Proof of Lemma 2.* We condition on the high probability event in Lemma 1. Note that

$$\begin{aligned} & \mathcal{L}_\mu^{\text{BCE}}(\hat{\theta}, \hat{\lambda}, \hat{c}) - \mathcal{L}_\mu^{\text{BCE}}(\theta^*, \lambda^*, c^*) \\ &= \underbrace{\mathcal{L}_\mu^{\text{BCE}}(\hat{\theta}, \hat{\lambda}, \hat{c}) - \mathcal{L}_\mathcal{D}^{\text{BCE}}(\hat{\theta}, \hat{\lambda}, \hat{c})}_{(1)} + \underbrace{\mathcal{L}_\mathcal{D}^{\text{BCE}}(\hat{\theta}, \hat{\lambda}, \hat{c}) - \mathcal{L}_\mathcal{D}^{\text{BCE}}(\theta^*, \lambda^*, c^*)}_{(2)} \\ & \quad + \underbrace{\mathcal{L}_\mathcal{D}^{\text{BCE}}(\theta^*, \lambda^*, c^*) - \mathcal{L}_\mu^{\text{BCE}}(\theta^*, \lambda^*, c^*)}_{(3)}. \end{aligned}$$

(1), (3)  $\leq \epsilon_{\text{stat}}^{\text{BCE}}$  by Lemma 1 and (2)  $\leq 0$  by the optimality of  $(\hat{\theta}, \hat{\lambda}, \hat{c})$ , which completes the proof.  $\square$

## A.3 Proof of Theorem 2

*Proof of Theorem 2.* The proof is similar to the proof of Theorem 1. First, it is easy to see that the empirical loss  $\mathcal{L}_\mathcal{D}^{\text{SLD}}(\theta, \lambda, c)$  is an unbiased estimator of  $\mathcal{L}_\mu^{\text{SLD}}(\theta, \lambda, c)$  by definition since  $p_i = P^*(q_{i,1} = q_{i,2})$ . Also,

$$(\log p_i - \log P_{\theta, \lambda, c}(q_{i,1} = q_{i,2}))^2 \leq (\log(1 + \exp(L_\lambda^{-1} + B_c)))^2 = O((L_\lambda^{-1} + B_c)^2).$$

Therefore, by Hoeffding's inequality and union bound, we have that with probability at least  $1 - \delta$ , it holds that

$$|\mathcal{L}_\mathcal{D}^{\text{SLD}}(\theta, \lambda, c) - \mathcal{L}_\mu^{\text{SLD}}(\theta, \lambda, c)| \leq O\left((L_\lambda^{-1} + B_c)^2 \sqrt{\frac{\log(|\Theta||\Lambda||\mathcal{C}|/\delta)}{N}}\right) \triangleq \epsilon_{\text{stat}}^{\text{SLD}}.$$

Similar to Lemma 2, we can obtain that

$$\mathcal{L}_\mu^{\text{SLD}}(\hat{\theta}, \hat{\lambda}, \hat{c}) - \mathcal{L}_\mu^{\text{SLD}}(\theta^*, \lambda^*, c^*) \leq 2\epsilon_{\text{stat}}^{\text{SLD}}. \quad (7)$$

Now, for any  $\theta \in \Theta, \lambda \in \Lambda, c \in \mathcal{C}$ , we map  $(\theta, \lambda, c)$  to a function  $f_{\theta, \lambda, c}(\cdot, \cdot) : \mathcal{Q} \times \mathcal{Q} \rightarrow [0, +\infty)$ , where

$$f_{\theta, \lambda, c}(q_1, q_2) = -\log P_{\theta, \lambda, c}(q_1 = q_2), \quad \forall q_1, q_2 \in \mathcal{Q}.$$

Moreover, we define functional  $h$  s.t. for any function  $f : \mathcal{Q} \times \mathcal{Q} \rightarrow [0, 1]$ ,

$$h(f) = \mathbb{E}_{(q_1, q_2) \sim \mu} [(f(q_1, q_2) + \log P^*(q_1 = q_2))^2].$$

By the definition of squared log difference loss,  $h(f_{\theta, \lambda, c}) = \mathcal{L}_\mu^{\text{SLD}}(\theta, \lambda, c)$ . Therefore, (7) translates to

$$h(f_{\hat{\theta}, \hat{\lambda}, \hat{c}}) - h(f_{\theta^*, \lambda^*, c^*}) \leq 2\epsilon_{\text{stat}}^{\text{SLD}}. \quad (8)$$

Note that  $f_{\theta^*, \lambda^*, c^*}$  is still the minimizer of  $h(f)$  even if  $f$  cannot be induced by some  $\theta, \lambda, c$ .

We also observe that  $h(f)$  is 2-strongly convex w.r.t.  $f$  in  $\|\cdot\|_{2, \mu}$  norm by calculating the second-order derivative of  $h$  w.r.t.  $f$ . Therefore, by strong convexity and the optimality of  $f_{\theta^*, \lambda^*, c^*}$ , we can obtain that

$$h(f_{\hat{\theta}, \hat{\lambda}, \hat{c}}) \geq h(f_{\theta^*, \lambda^*, c^*}) + \|f_{\theta^*, \lambda^*, c^*} - f_{\hat{\theta}, \hat{\lambda}, \hat{c}}\|_{2, \mu}^2.$$

Combining (8), we can obtain

$$\mathbb{E}_{(q_1, q_2) \sim \mu} \left[ (\log P^*(q_1 = q_2) - \log P_{\theta, \lambda, c}(q_1 = q_2))^2 \right] = \|f_{\theta^*, \lambda^*, c^*} - f_{\hat{\theta}, \hat{\lambda}, \hat{c}}\|_{2, \mu}^2 \leq 2\epsilon_{\text{stat}}^{\text{SLD}}.$$

Note that by mean value theorem, for any  $0 < x < y < 1$ ,  $\log x - \log y = (x - y)/z$  for some  $z \in (x, y)$ . Therefore,  $(\log x - \log y)^2 = (x - y)^2/z^2 > (x - y)^2$ . This implies

$$\begin{aligned} & \mathbb{E}_{(q_1, q_2) \sim \mu} \left[ (P^*(q_1 = q_2) - P_{\theta, \lambda, c}(q_1 = q_2))^2 \right] \\ & \leq \mathbb{E}_{(q_1, q_2) \sim \mu} \left[ (\log P^*(q_1 = q_2) - \log P_{\theta, \lambda, c}(q_1 = q_2))^2 \right] = 2\epsilon_{\text{stat}}^{\text{SLD}}. \end{aligned}$$

By Cauchy–Schwarz inequality, we can conclude

$$\begin{aligned} & \mathbb{E}_{(q_1, q_2) \sim \mu} \left[ \left| P^*(q_1 = q_2) - P_{\hat{\theta}, \hat{\lambda}, \hat{c}}(q_1 = q_2) \right| \right] \\ & \leq \sqrt{\mathbb{E}_{(q_1, q_2) \sim \mu} \left[ (P^*(q_1 = q_2) - P_{\theta, \lambda, c}(q_1 = q_2))^2 \right]} \leq \sqrt{2\epsilon_{\text{stat}}^{\text{SLD}}}. \end{aligned}$$

□

## B Details of Prompts Used in Experiments

### B.1 Prompt used to label prompt pairs

Below we show the exact prompt that we used to label prompt pairs. “PROMPT1” and “PROMPT2” are placeholders which will be replaced by the prompt pair we want to label.

In the following three tasks, you are given two prompts for each task. You need to tell whether the two prompts can be responded by the same response. Please only answer Yes or No without any explanation.

Task 1:

Prompt 1: does minho die in the scorch trials book

Prompt 2: does thomas die in the death cure book

Answer: No

Task 2:

Prompt 1: how many passengers on titanic when it sank

Prompt 2: How many passengers were aboard the Titanic when it went down

Answer: Yes

Task 3:

Prompt 1: PROMPT1

Prompt 2: PROMPT2

Answer:

### B.2 Prompt used to test whether a given response is valid for a given prompt

Below we show the exact prompt that we used to check whether a given response is valid for a given prompt. “PLACEHOLDER\_PROMPT” and “PLACEHOLDER\_RESPONSE” are placeholders that will be replaced by the actual prompt and response that we aim to check.

In the following task, you will be given a prompt and a response. You are required to evaluate whether the response is a good response for the given prompt. The prompt starts after 'PROMPT:', the response starts after 'RESPONSE:', and your answer starts after 'ANSWER:'. Your answer should start with the explanation, and finally output [[Yes]] if it is a good response, or [[No]] if it is not. Now the prompt begins.

PROMPT: PLACEHOLDER\_PROMPT

RESPONSE: PLACEHOLDER\_RESPONSE

ANSWER:

## C Hyperparameters for **Algorithm 3**

**Table 2** lists the value of hyperparameters we used in our main algorithm **Algorithm 3**.

Hyperparameters	Value
learning rate $\eta$	$10^{-5}$
number of epochs $E$	20
$\lambda$	0.01
$c$ (BCE loss)	88
$c$ (SLD loss)	90
batch size $B$	16
AdamW hyperparameters	default

Table 2: Value of hyperparameters for **Algorithm 3**