

No Free Prune: Information-Theoretic Barriers to Pruning at Initialization

Tanishq Kumar^{*1} Kevin Luo^{*2} Mark Sellke²

¹Department of Mathematics ²Department of Statistics
Harvard University

Abstract

The existence of “lottery tickets” Frankle & Carbin (2018) at or near initialization raises the tantalizing question of whether large models are necessary in deep learning, or whether sparse networks can be quickly identified and trained without ever training the dense models that contain them. However, efforts to find these sparse subnetworks without training the dense model (“pruning at initialization”) have been broadly unsuccessful Frankle et al. (2020b). We put forward a theoretical explanation for this, based on the model’s *effective parameter count*, p_{eff} , given by the sum of the number of non-zero weights in the final network and the *mutual information* between the sparsity mask and the data. We show the Law of Robustness of Bubeck & Sellke (2023) extends to sparse networks with the usual parameter count replaced by p_{eff} , meaning a sparse neural network which robustly interpolates noisy data requires a heavily data-dependent mask. We posit that pruning during and after training outputs masks with higher mutual information than those produced by pruning at initialization. Thus two networks may have the same sparsities, but differ in *effective* parameter count based on how they were trained. This suggests that pruning near initialization may be infeasible and explains why lottery tickets *exist*, but cannot be found fast (i.e. without training the full network). Experiments on neural networks confirm that information gained during training may indeed affect model capacity.

1 Introduction

Motivated by perennially growing model sizes and associated costs, neural network pruning is a technique used to reduce the size and cost of neural networks during training or inference, while maintaining performance on a task.

Typically, pruning is done by masking away a certain fraction of weights (setting them to zero), so that they can be ignored for the purposes of training or inference, reducing the number of operations and thus cost required to achieve good performance on a task. There are three stages of the machine learning pipeline at which networks can be pruned:

1. *At initialization*, before training weights on the data Lee et al. (2018); Tanaka et al. (2020); Wang et al. (2020), often using the network’s connection structure or the loss landscape around initialization.
2. *During training*, usually in an gradual manner, starting with the dense network, training on the data, and pruning some fraction of the smallest magnitude weights, and repeating. Methods differ on what they do to weights after each prune step. The contribution of Frankle & Carbin (2018) was showing rewinding to initial weights is important for good performance at this stage of pruning. Other methods include Zhu & Gupta (2018), which iteratively prunes the smallest magnitude weights according to a predefined sparsity schedule.
3. *After training*, before inference, usually using simple but effective heuristics involving dropping the lowest magnitude weights Han et al. (2015)

*Equal Contribution.

Frankle & Carbin (2018) show empirically that sparse subnetworks that can train to accuracy matching or exceeding that of the full, dense model, do indeed exist at or near initialization (“matching” subnetworks). This work and the follow-ups Frankle et al. (2019, 2020a) present an algorithm to find these subnetworks called *iterative magnitude pruning* (IMP) with weight rewinding, dubbing such subnetworks present at initialization “lottery tickets.” In principle, this raises the enticing prospect of quickly finding these networks at initialization and training only at high sparsity, but IMP requires repeatedly training the whole model on the dataset to find these lottery tickets, defeating the original point of finding highly sparse yet *trainable* subnetworks.

Since then, research on “pruning at initialization” has sought to find these lottery tickets fast (i.e., without training the full model). Methods in stage (3) of the machine learning pipeline serve as benchmarks for sparsity, where those proposing pruning methods in stages (1) and (2) attempt to produce models as small as those that can be found in stage (3), where one can prune to reasonably high sparsities without compromising accuracy Frankle et al. (2020b). There remains to this day a large amount of effort to develop algorithms to prune at stage (1) Tanaka et al. (2020); Lee et al. (2018); Wang et al. (2020); Pham et al. (2022); Wang et al. (2020), but despite the diversity of techniques used, these algorithms are typically unsuccessful in finding “lottery tickets” in general settings without training. Note that our focus throughout this paper is restricted to algorithms producing *matching* subnetworks, as it is of course possible to prune a network at initialization if one sacrifices accuracy.

An important observation that if such an algorithm to find a matching subnetwork for a task at initialization did exist, it would suggest that the modern deep learning paradigm of training large models is misguided, as one could prune at initialization and then train the sparse subnetwork cheaply to achieve the same performance on a task. The existence of such an algorithm is also in tension with a large theoretical literature on the benefits and necessity of overparameterization Allen-Zhu et al. (2019); Du et al. (2018); Simon et al. (2023); Neyshabur (2017); Geiger et al. (2019); Bartlett et al. (2020); Montanari et al. (2024). Any theory that seeks to formalize the intractability of pruning at initialization, however, must also explain why lottery tickets can *exist*, but not be found efficiently (i.e., without training the full network on the data).

2 Related Work

Lottery tickets and sparsity. Pruning neural networks has a long history, from classic techniques that prune weights based on connectivity metrics involving the Jacobian and Hessian LeCun et al. (1990); Hassibi & Stork (1992) to simple but effective modern methods based on weight magnitude Han et al. (2015); Wen et al. (2016); Molchanov et al. (2016) and more recently the Lottery Ticket Hypothesis Frankle & Carbin (2018) and associated follow-up works Zhou et al. (2019); Chen et al. (2020); Frankle et al. (2020a); Gale et al. (2019); Liu et al. (2018), see Blalock et al. (2020) for a general survey. Paul et al. (2022) give a thorough loss landscape perspective on the lottery ticket hypothesis, but their work is empirical and not concerned with pruning at initialization, rather intending to illuminate the mechanism of IMP geometrically.

One important limitation of lottery tickets is that they are subnetworks with *unstructured* sparsity (pruning individual weights), which is difficult to accelerate on modern hardware, whereas *structured* sparsity (pruning entire neurons or convolutional channels) Han et al. (2016); He et al. (2018); Zhang et al. (2020); Mao et al. (2017) is more exploitable by hardware and so often leads to more drastic performance gains despite lower levels of end-time sparsity. While we present our results to address the difficulty of finding lottery tickets, our theorems are based on notions of parameter counts which are easily adaptable to structured pruning.

Pruning at initialization. The most extensive empirical evaluation of pruning methods at initialization is Frankle et al. (2020b), which finds that the most popular methods for the task, including SNIP Lee et al. (2018), SynFlow Tanaka et al. (2020), and GraSP Wang et al. (2020), barely outperform random pruning, and are significantly beaten by even naive methods to prune *after* training Han et al. (2015). Their most relevant findings are:

- Allowing methods designed to prune at initialization to train the full network on more data or for longer improves the performance of the subnetwork derived from pruning in a smooth manner. Then, applying any of these pruning at initialization methods to a full network *after training it* allows aggressive pruning without compromising accuracy. This suggests that something happens while training the full network which makes it possible to prune aggressively without sacrificing accuracy.
- Methods using various statistics of the data at initialization like SNIP and GraSP (but not training) do

no better than data-agnostic pruning at initialization (SynFlow), so that “pruning at initialization” can roughly be seen as “pruning data-agnostically.”

- Frankle et al. (2020b) explicitly comment on how striking it is that methods that use such different signals (magnitudes; gradients; Hessian; data or lack thereof) end up reaching similar accuracy, behave similarly under ablations, and improve similarly when pruning after initialization. We argue there may be fundamental information-theoretic barriers causing these diverse methods to fail in very similar ways at high sparsities.

Evci et al. (2019) is another empirical work exploring the difficulty of training sparse networks, or, equivalently, pruning at initialization. Other works on efficiently finding lottery tickets include Alizadeh et al. (2022); de Jorge et al. (2021), with some new works such as Ramanujan et al. (2020); Sreenivasan et al. (2022) attempting to train a good mask at initialization by maximizing network accuracy.

Overparameterization and effective parameter count. One of the biggest surprises in modern deep learning models is that overparameterized models generalize well and don’t overfit Zhang et al. (2021). A great deal of work has gone into quantitative analysis of this mystery. We build in particular on Bubeck & Sellke (2023), where it is shown that overparameterization by a factor of the data dimension is *necessary* for *smooth interpolation*. Other relevant work includes Allen-Zhu et al. (2019), which proves that SGD can find global minima in polynomial time of number of layers and parameters if sufficiently overparameterized, and Du et al. (2018) which proves gradient descent converges in linear time to a global optimum for a two-layer ReLU network if sufficiently overparameterized. Simon et al. (2023) prove that overparameterization is necessary for near-optimal performance in random feature regression.

Mutual information and generalization bounds. Since Russo & Zou (2019) studied “bad information usage” in the setting of adaptive data analysis, much work has been done on bounding the generalization gap using the informational quantity $I(W; \mathcal{D})$ where W represents the chosen hypothesis by the learning algorithm, and \mathcal{D} the dataset sampled from a data distribution Xu & Raginsky (2017); Bu et al. (2020); Asadi et al. (2018). The main takeaway from these works is that learning algorithms whose mutual information with the data is low must generalize well. From a technical viewpoint our work is closely related to these, although the motivation is different.

3 Contributions

- We state and prove a modified version of the Law of Robustness in Bubeck & Sellke (2023) where parameter count is replaced with a data-dependent “effective parameter count” that includes both the number of parameters and the mutual information of the sparsity mask with the dataset, showing a new way in which information and parameters can be traded off. In fact, this general principle of trading off parameter count for mutual information with the data extends beyond the Law of Robustness, as we show in Appendix D.
- We examine the consequences of this result for the tractability of pruning at initialization, the most important of which is the observation that subnetworks derived from pruning algorithms that train on the data, such as lottery tickets, are not really sparse in *effective parameter count*, whereas those derived from pruning at initialization are. We outline how this may explain why lottery tickets exist, but cannot be found fast (i.e., without training the full network).
- We perform experiments on neural networks where our mutual information quantities of interest can be approximated and track these quantities during training. We find that at the same sparsity (parameter count), subnetworks derived from pruning algorithms that train the full network on the data have higher capacity and expressivity than those that prune at initialization, reflecting their higher *effective* parameter count.

4 Informally Stated Results & Implications

Here we give an informal statement of our main theoretical result, followed by a discussion of its interpretation and consequences. Formal statements can be found in Section 5, with full proofs deferred to the Appendix. We set the scene with the original Law of Robustness.

Theorem 1 (Theorem 1, Bubeck & Sellke (2023), informal). *Let \mathcal{F} be a class of functions from $\mathbb{R}^d \rightarrow \mathbb{R}$ and let $(x_i, y_i)_{i \in [n]}$ be i.i.d. input-output pairs in $\mathbb{R}^d \times [-1, 1]$. Assume that:*

- (a) \mathcal{F} admits a Lipschitz parametrization by p real parameters, each of size at most $\text{poly}(n, d)$.
- (b) The covariate distribution μ is a mixture of $O(n/\log n)$ “truly high-dimensional” components exhibiting certain concentration behavior.
- (c) The expected conditional variance of the output, $\sigma^2 \equiv \mathbb{E}^\mu[\text{Var}[y | x]] > 0$, is strictly positive.

Then, with high probability over the sampling of the data, one has simultaneously for all $f \in \mathcal{F}$:

$$\frac{1}{n} \sum_{i=1}^n (f(x_i) - y_i)^2 \leq \sigma^2 - \epsilon \Rightarrow \text{Lip}(f) \geq \tilde{\Omega} \left(\frac{\epsilon}{\sigma} \sqrt{\frac{nd}{p}} \right).$$

Here $\text{Lip}(f)$ denotes the Lipschitz constant of f .

In essence, this theorem states that with high probability, any parameterized function $f \in \mathcal{F}$ that has training error below the noise level σ^2 has smoothness $1/\text{Lip}(f)$ increasing in the number of parameters. Thus overparameterization is, under these assumptions, *necessary* for smooth interpolation, presumably a pre-requisite for robust generalization (more in Section 5.1).

Our main result combines this with information theoretic results, giving in a modified version of the Law of Robustness that suggest fundamental limits for pruning at initialization.

Theorem 2 (Informal, Modified Law of Robustness). *Assume the same conditions as in Theorem 1 and that \mathcal{F} has the additional structure of masks, so that each hypothesis $f \in \mathcal{F}$ has parameters (\mathbf{m}, \mathbf{w}) satisfying $\mathbf{m}_i = 0 \implies \mathbf{w}_i = 0$ for all $i \in [p]$. Then, with high probability over sampling of the data, one has for any learning algorithm W taking in data \mathcal{D} and outputting function $f^W \in \mathcal{F}$:*

$$\frac{1}{n} \sum_{i=1}^n (f^W(x_i) - y_i)^2 \leq \sigma^2 - \epsilon \implies \text{Lip}(f) \geq \tilde{\Omega} \left(\epsilon \sqrt{\frac{nd}{p_{\text{eff}}}} \right),$$

where $p_{\text{eff}} = \tilde{\Theta} (I(\mathbf{m}^W; \mathcal{D}) + \mathbb{E}[\|\mathbf{m}\|_1])$.

The above theorem replaces the parameter count p with an effective parameter count p_{eff} . As one would expect, p_{eff} can never be larger than p^1 . This effective parameter count includes the number of unmasked parameters $\mathbb{E}[\|\mathbf{m}\|_1]$ as well as the mutual information between the sparsity pattern \mathbf{m}^W and the data. This latter term captures the intuition that if the sparsity mask for a given network is learned from the data, as it is in contexts such as IMP, it should be interpreted as a set of binary parameters and hence contribute to the overall parameter count of the network. The implications of the above are that pruning algorithms that iteratively use properties of the data to find a mask may not be truly sparse in this effective parameter count, as we will see verified in our experiments. They trade off the unmasked parameter count of the network for mutual information, so that the subnetwork produced has effective parameter count much larger than a truly sparse network. Conversely, a learning algorithm pruning at initialization with little to no dependence on data will result in a subnetwork that has low effective parameter count, and thus poor robustness, since it is truly sparse.

Overparameterization and Mutual Information. Following Bubeck & Sellke (2023), we show that for the learned function to fit below the noise level, it must correlate with the noise in the data. The key difference in our proof is a result from information theory (Lemma 1 below) which bounds this correlation by the mutual information between the learned function and the data. This bound has been used in the literature to show generalization error is *small* with high probability when the learned function has low mutual information with the data. Instead, we show that since the function fits below the noise level, this correlation must be *large*, and thus the mutual information must be large with high probability. Although classical generalization bounds recommend a low parameter count, from the perspective of the Law of Robustness (and much of modern deep learning practice), overparameterization is *necessary* to find a hypothesis interpolating the data *smoothly*. As a

¹Up to logarithmic factors incurred from discretization.

result, the chosen hypothesis must have high mutual information with the data for this to be possible (though it is not sufficient).

On Fitting Below Noise Level. Our results are restricted to the regime where the fitted function f fits below the noise level σ^2 of the data, but this is a weak assumption usually satisfied in practice. For example, in computer vision, the setting in which pruning was first investigated, it is common to see networks with near-perfect test accuracy (so they have learned all the relevant signal) have end-time train loss lower than end-time test loss (so they must have memorized some noise). A typical example where such train-test loss behavior can be seen in a practical setting is in the ResNet paper He et al. (2016), and other examples include Huang et al. (2017); Lin et al. (2013). Further, Feldman (2020) suggests that this phenomenon of fitting below the noise level may be *necessary* for achieving optimal generalization error on real-world datasets. This is a consequence of such data often being a mixture of subpopulations where the distribution of subpopulation frequencies often follows power laws and is thus long-tailed. One can also interpret σ^2 as the portion of a given task that is “hard to learn” for the choice of model - that is, for a given model class, it can be seen as the residual variance conditional on a “good” feature representation, which will be larger due to portions of the target function falling outside this representation. This behavior is by now well established in several theoretical settings, see e.g. Jacot et al. (2020); Canatar et al. (2021); Ghorbani et al. (2021); Misiakiewicz & Montanari (2023). We defer to Bubeck & Sellke (2023) for further discussion.

4.1 Interpretation of p_{eff}

We now discuss the intuition behind the parameter p_{eff} in Theorem 2. In practice, one generally attempts to prune a model to a specified sparsity level γ , so that $(1 - \gamma)p$ parameters remain, with $1 - \gamma$ taken to be small, often around 5% or less. Thus $\mathbb{E}[\|\mathbf{m}^W\|] = (1 - \gamma)p$. We then compare p_{eff} for the following two pruning schemes:

- Pruning at initialization in a data agnostic manner (e.g. SynFlow Tanaka et al. (2020)). The effective parameterization is $\tilde{\Theta}((1 - \gamma)p)$, reflecting that one is simply training a model of much smaller size, and hence does not obtain any benefits from the overparameterization of the initial dense model².
- Pruning with IMP, which we argue has high mutual information. For the purposes of illustration, suppose that “high mutual information” means being on the order of its upper bound $H(\mathbf{m}^W) \leq \log_2 \binom{p}{\gamma p}$. For large p and fixed $\gamma \in (0, 1)$,

$$\begin{aligned} I(\mathbf{m}^W; \mathcal{D}) &\simeq \log_2 \binom{p}{\gamma p} \\ &= \left(p(1 - \gamma) \log_2 \frac{1}{1 - \gamma} + \gamma \log_2 \frac{1}{\gamma} \right) - o(p). \end{aligned} \tag{1}$$

The last bound follows from Csiszár & Shields (2004) Lemma 2.2, and the total effective parameter count is this quantity combined with $\tilde{\Theta}((1 - \gamma)p)$. We note that the extreme case of (1) corresponds to Eq. (2.13) in Bubeck & Sellke (2023), i.e. a worst-case bound on the effective parameter count.

The ratio in the effective parameter count between the second setting and the first then scales as $\tilde{\Theta} \left(\log_2 \frac{1}{1 - \gamma} \right)$ which diverges as $\gamma \rightarrow 1$, illustrating that the second setting has increasingly more times as many effective parameters as the first. This difference reflects a possible barrier between IMP and methods which prune at initialization. While IMP can indeed find sparse subnetworks at initialization, these sparsity patterns are found after the model has been trained on the entire dataset. Hence, we believe that such masks have high mutual information with the data, and it is because of this that the subnetworks chosen by IMP perform better, even at high sparsities. By contrast methods which prune at initialization (either data agnostically or using the loss landscape around initialization) ought to produce masks which have no or very little mutual information with the data. Our results suggest the trained networks produced in the latter cases cannot generalize well at very high sparsity.

²Here $\tilde{\Theta}$ hides logarithmic terms in weight size and dependence on δ .

5 Theoretical results

5.1 Preliminaries

Isoperimetry Our results, which follow those of Bubeck & Sellke (2023), assume that the distribution of the data covariates x_i are *isoperimetric* in the following sense:

Definition 1. A probability measure μ on \mathbb{R}^d satisfies c -isoperimetry if the following holds. For any bounded L -Lipschitz $f : \mathbb{R}^d \rightarrow \mathbb{R}$,

$$\mathbb{P}(|f(x) - \mathbb{E}[f]| \geq t) \leq 2e^{-\frac{ct^2}{2L^2}}, \quad \forall t \geq 0. \quad (2)$$

Isoperimetry asserts that Lipschitz functions concentrate sharply around their mean, and is a ubiquitous property of “truly high-dimensional” distributions such as Gaussians. *Information Theoretic Concentration Bounds*

We make use of the following Lemma in our proofs.

Lemma 1 (Xu & Raginsky (2017)). Let $\{X_t\}_{t \in T}$ be a random process and T an arbitrary set. Assume that X_t is C -subgaussian³ and $\mathbb{E}[X_t] = 0$ for every $t \in T$, and let W be a random variable taking values on T . Then for some absolute constant $a_1 > 0$, with probability $1 - \delta$,

$$|X_W| < a_1 \sqrt{(C/\delta) \cdot I(\{X_t\}_{t \in T}; W) + C \log(2/\delta)}. \quad (3)$$

To understand this result, it is helpful to consider two extremes. First if W is independent from $\{X_t\}_{t \in T}$, then standard concentration results show (3) holds with extremely high probability without the mutual information term, so the size of T is irrelevant. On the other hand, in the worst case X_W could be the largest of T subgaussian variables, causing it to scale with $\sqrt{\log |T|}$. The above result allows us to interpolate between these two regimes. We note that the overall strategy of our argument is technically very similar to that of Xu & Raginsky (2017) and related work such as Russo & Zou (2019). The conceptual difference is that we measure the information in the *choice of function class* rather than on the level of individual functions.

5.2 Notation

The p -parameter function class \mathcal{F} is indexed by a set T , such that $\mathcal{F} = \{f^t\}_{t \in T}$. Each function $f^t \in \mathcal{F}$ is parameterized by $(\mathbf{m}^t, \mathbf{w}^t)$, where $\mathbf{m}^t \in \{0, 1\}^p$ is the mask and $\mathbf{w}^t \in \mathbb{R}^p$ is the weightings on the unmasked parameters. As such, one has $\mathbf{m}_i^t = 0 \implies \mathbf{w}_i^t = 0$. We assume that each of the $(\mathbf{m}^t, \mathbf{w}^t)$ pairs are unique - that is, we assume the functions have unique parameters, though they need not correspond to unique functions. We then represent the learning algorithm as a random variable W taking values on the index set T , which can depend on the data \mathcal{D} . That is, the function outputted by the learning algorithm is f^W . For all of our results, we require that the data \mathcal{D} takes the form $\{(x_i, y_i)\}_{i \in [n]}$, where the (x_i, y_i) are i.i.d input-output pairs in $\mathbb{R}^d \times [-1, 1]$ satisfying the following two assumptions:

- A1. The distribution μ of the covariates x_i can be written as $\mu = \sum_{\ell=1}^k \alpha_\ell \mu_\ell$, where each μ_ℓ satisfies c -isoperimetry and $\alpha_\ell \geq 0$, with $\sum_{\ell=1}^k \alpha_\ell = 1$.
- A2. The average conditional variance of the output is strictly positive: $\sigma^2 \equiv \mathbb{E}^{x \sim \mu}[\text{Var}[y | x]] > 0$.

Lastly, for each datapoint $i \in [n]$, denote the mixture component from which it is drawn as $\ell_i \in [k]$.

5.3 Finite Setting

As in Bubeck & Sellke (2023), we begin in setting where T (and thus $|\mathcal{F}|$) is finite. For each $\mathbf{m} \in \{0, 1\}^p$, define $\mathcal{W}_{\mathbf{m}} = \{\mathbf{w} \mid \exists f^i = (\mathbf{m}^i, \mathbf{w}^i) \in \mathcal{F} \text{ s.t. } \mathbf{m}^i = \mathbf{m}\}$, the possible weightings of the network once a mask is fixed, and additionally let $N_{\mathbf{m}} = |\mathcal{W}_{\mathbf{m}}|$. In this section, we denote $g(x) = \mathbb{E}[y | x]$ as the target function to learn and $z_i = y_i - g(x_i)$ as the noise. We then obtain the following result:

³We use the convention that an \mathbb{R} -valued random variable X is C -subgaussian when X satisfies $\mathbb{P}(|X| \geq t) \leq 2e^{-t^2/C}$.

Theorem 3. *If all $f \in \mathcal{F}$ have Lipschitz constant bounded above by L , then*

$$\mathbb{P}\left(\frac{1}{n}\sum_{i=1}^n(y_i - f^W(x_i))^2 \leq \sigma^2 - \epsilon\right) \leq (2k+2)e^{-\frac{n\epsilon^2}{8^3k}} + \max\left(\frac{2^7 a_1^2 C_0 I(\{X_t\}_{t \in T}; W)}{\epsilon^2}, 2e^{-\epsilon^2/(2^7 a_1^2 C_0)}\right),$$

where $p_{\text{eff}} = I(\mathbf{m}^W; \mathcal{D}) + \mathbb{E}[\log_2 N_{\mathbf{m}^W}]$ and $C_0 = \frac{144cL^2}{nd}$.

This first theorem illustrates that the quantity of interest that dictates the size of the model class is now p_{eff} , which we refer to as the effective parameter count. We sketch of the proof Theorem 3 below. We begin with the following lemma:

Lemma 2.

$$\mathbb{P}\left(\frac{1}{n}\sum_{i=1}^n(y_i - f^W(x_i))^2 \leq \sigma^2 - \epsilon\right) \leq (2k+2)e^{-\frac{n\epsilon^2}{8^3k}} + \mathbb{P}\left(\frac{1}{n}\sum_{i=1}^n(f^W(x_i) - \mathbb{E}^{\mu_{\epsilon_i}}[f^W(x_i)|W])z_i \geq \frac{\epsilon}{8}\right)$$

In essence, for the chosen function f^W to fit below the noise level, it must have large correlation with the noise z_i . It then remains to bound the probability of correlating with the noise. Define $X_t = \frac{1}{n}\sum_{i=1}^n(f^t(x_i) - \mathbb{E}^{\mu_{\epsilon_i}}[f^t])z_i$. That this quantity for a fixed function f^t is subgaussian is a consequence of isoperimetry - one observes from Definition 1 that an appropriate scaling of $(f^t(x_i) - \mathbb{E}^{\mu_{\epsilon_i}}[f^t])$ must be $O(1)$ -subgaussian. The new element of our proof is to use Lemma 1 to control this term rather than using standard tail bounds coupled with a union bound over all of \mathcal{F} . Explicitly, we apply the lemma taking X_t to be this correlation term, which must be large for the function to fit below the noise level, and hence its upper bound must be large, rather than taking it to be a generalization error (which one usually hopes to be small).

We then control $I(W; \{X_t\}_{t \in T})$ as follows:

Lemma 3.

$$I(W; \{X_t\}_{t \in T}) \leq I(W; \mathcal{D}) = I(f^W; \mathcal{D}) \leq I(\mathbf{m}^W; \mathcal{D}) + \mathbb{E}[\log_2 N_{\mathbf{m}^W}]$$

Note that the final expression is exactly our effective parameter count p_{eff} . Combining these two lemmas and Lemma 1 obtains Theorem 3 (see Appendix B).

5.4 Main Result

We obtain the following analog of the Law of Robustness for continuously parametrized function classes:

Theorem 4. *Let \mathcal{F} be a class of functions from $\mathbb{R}^d \rightarrow \mathbb{R}$ and let $(x_i, y_i)_{i \in [n]}$ be input-output pairs in $\mathbb{R}^d \times [-1, 1]$. Fix $(\epsilon, \delta) \in (0, 1)$. Assume that*

- *The function class can be written as $\mathcal{F} = \{f_{\mathbf{m}, \mathbf{w}} \mid \mathbf{m} \in \{0, 1\}^p, \mathbf{w} \in \mathcal{W}_{\mathbf{m}} \subset \mathcal{W}\}$ with $\mathcal{W} \subset \mathbb{R}^p$, $\text{diam}(\mathcal{W}) \leq W$ and (\mathbf{m}, \mathbf{w}) satisfying $\mathbf{m}_i = 0 \implies \mathbf{w}_i = 0$ for all $i \in [0, p]$. Furthermore, for any $\mathbf{w}_1, \mathbf{w}_2 \in \mathcal{W}$,*

$$\|f_{\mathbf{w}_1} - f_{\mathbf{w}_2}\|_{\infty} \leq J\|\mathbf{w}_1 - \mathbf{w}_2\|. \quad (4)$$

- *Assumptions A1, A2 hold, with $8^3 k \log(8k/\delta) \leq n\epsilon^2$.*

Then one has that for the learning algorithm f^W taking values in \mathcal{F} , with probability at least $1 - \delta$ with respect to the sampling of the data,

$$\frac{1}{n}\sum_{i=1}^n(f^W(x_i) - y_i)^2 \leq \sigma^2 - \epsilon \implies \text{Lip}(f) \geq \frac{\epsilon}{96a_1\sqrt{2c}}\sqrt{\frac{nd\delta}{p_{\text{eff}} + \frac{\delta}{2}\log(4/\delta)}}$$

where

$$p_{\text{eff}} = I(\mathbf{m}^W; \mathcal{D}) + \mathbb{E}[\|\mathbf{m}\|_1 \log_2(1 + 60WJ\epsilon^{-1})].$$

The proof of the above follows from Theorem 3, coupled with a discretization argument and some careful modifications of the learning algorithm W . One should regard δ and ϵ as small, fixed constants independent of n and d , at which point the theorem suggests that in order f^W to be smooth, one must have $p_{\text{eff}} = \Omega(nd)$, recovering a result analogous to Bubeck & Sellke (2023). We remark that under standard training procedures, the above holds conditional on the specific weight initialization of the network, i.e. with $I(\mathbf{m}^W; \mathcal{D})$ replaced with $I(\mathbf{m}^W; \mathcal{D} \mid \text{init} = \text{init}_0)$, since the initialization is sampled independently before training.

5.5 Discussion

Brute Force Search. Why cannot we brute force search over exponentially many subnetworks, testing each on the dataset, and claiming to have found the lottery ticket without training a dense model by the end of this process? The answer to this is that such a search creates high *mutual information* between the mask and the data, since it involves testing every masked network on the data and choosing the best performing mask. Thus the mutual information based bounds we present in this work hold, because the effective parameter count of the mask derived from this brute force search would be high. Of course, training the full model is a faster way to find a lottery ticket than a brute force search, since training neural networks takes subexponential time Livni et al. (2014). Algorithms attempting to learn the mask at initialization Sreenivasan et al. (2022); Ramanujan et al. (2020), before learning weights, are interesting in that this naturally increases $I(\mathbf{m}^W; \mathcal{D})$ early on in training, although their results are not demonstrated at ImageNet scale, where lots of lottery ticket type results are known to break down Gale et al. (2019); Frankle et al. (2019).

Necessary conditions. Our results present necessary but not sufficient conditions for smooth interpolation with a parameterized function class. Bombari et al. (2023) examines whether the overparameterization condition $p = \Omega(nd)$ is *sufficient* to guarantee smooth interpolation in various neural network regimes, finding that it is not for a random feature network, but *is* for a network in the NTK regime of neural network training Jacot et al. (2018).⁴

Subtleties Around Effective Parameters. While our idea of effective parameters suggest that one can trade off $I(\mathbf{m}^W; \mathcal{D})$ and parameter count, this does not imply that a learning algorithm that artificially inflates this mutual information, for instance by encoding a discretization of the data within the mask, will do well as a pruning algorithm. Our modified Law of Robustness presents a *lower bound* on Lipschitz constant, so that the actual Lipschitz constant could easily be higher than the lower bound given. Additionally, one can view the choice of a mask \mathbf{m}^W followed by a choice of weights \mathbf{w}^W constrained by this mask as having access to a collection of function classes $\{\mathcal{H}_t\}_{t \in T}$, where one first makes a choice W (possibly depending on the data \mathcal{D}) of function class \mathcal{H}_W and then a choice of function within the class. In such cases, this idea of effective parameterization accounting for both the mutual information of the choice of function class and the parameter count within the chosen class extends beyond the Law of Robustness to other settings (see Theorems 5, 6 in Appendix D), showing that the principle we introduce of trading off parameters and information is a general one.

Limitations. While pruning was historically grounded in the computer vision setting, where large models make many passes over the data during training and thus memorize noise, recent large language models (LLMs) are trained in the online regime, and such models do not interpolate because each data point is only seen once during training. While we suspect results analogous to ours hold for LLMs, our condition of fitting below the noise does not apply to such settings, so different theoretical approaches will be needed, and this is an important avenue for future work. Our results are non-constructive in that they show hard bounds on the limits of pruning to find generalizing subnetworks as a function of the information masks have with the dataset, but since our proof applies to a broad range of parameterized function classes (not just neural networks), we do not construct an algorithm for optimal pruning (in the information-theoretic sense) as we do not quantify the optimal tradeoff between mutual information and parameter count in terms of pruning. Doing so to yield specific algorithms at the edge of optimality is left for future work.

6 Experiments

Because computing mutual information requires estimating high dimensional distributions, it is only exactly feasible in very small models Kraskov et al. (2004); Gao et al. (2018), which is precisely the setting where

⁴Bombari et al. (2023) do not include regularization in their random feature model, whereas Simon et al. (2023) assume optimal regularization, explaining the seemingly different conclusions about overparameterized RF regression models.

pruning to high sparsities leads to layer collapse Tanaka et al. (2020), where all the weights in one layer vanish. We perform such experiments for a tiny neural network in Appendix C.2. Here, we instead track $I(\mathbf{m}^{\mathbf{W}}; \mathcal{D})$, using two different proxies. Our experiments are meant to illustrate that information gained during training can affect model capacity, rather than serve as exhaustive examinations of large modern architectures.

6.1 Memorization capacity

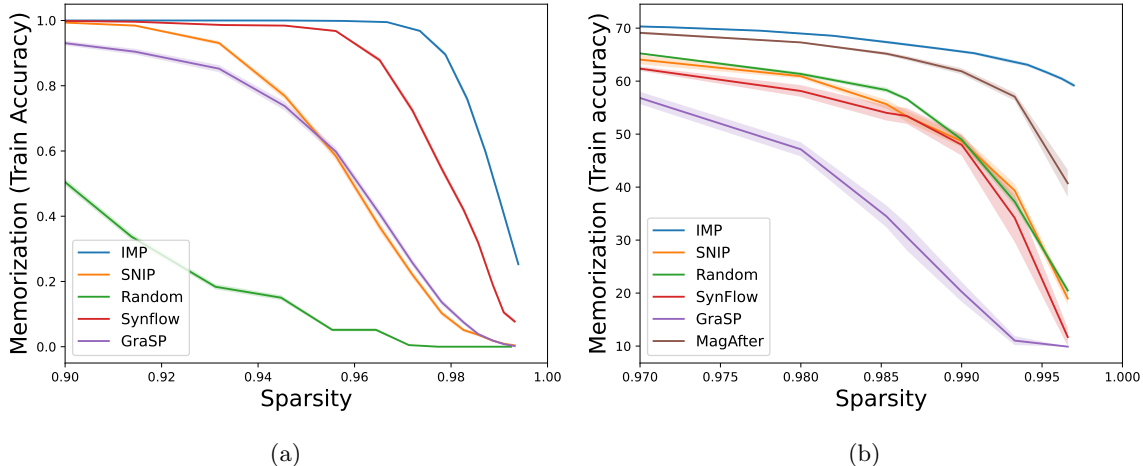


Figure 1: Memorization capacity (train accuracy on noisy data) against sparsity level for different pruning methods. Staying higher on plots is better. Vertical gap between IMP/Magnitude-after pruning reflect additional memorization capacity on this dataset due to mutual information between mask and data. Two-hidden layer MLP on Gaussian data (a) and noisy FashionMNIST (b)

The first proxy for effective parameters is the *memorization capacity* of the network to fit noisy labels. We draw inspiration from a long line of work in statistical physics on the random perceptron (memorizing random labels with a linear function), and related settings Cover (1965); Gardner (1988); Talagrand (2000); Shcherbina & Tirozzi (2003); Stojnic (2013); Sur & Candès (2019); Candès & Sur (2020); El Alaoui & Sellke (2022); Montanari et al. (2024). For example Cover (1965) shows that $(2 - \varepsilon)d$ randomly labelled points on the sphere are memorizable by a d -dimensional linear model, but $(2 + \varepsilon)d$ are not. Extensions to deep networks are poorly understood, but one expects they too exhibit sharp phase transitions in the high-dimensional regime. That is, there may be a sharp threshold at which the network can no longer memorize all of the datapoints, and this threshold should be proportional to the number of effective parameters. This motivates using the ability of a network to memorize as a proxy for its effective parameter count.

We perform experiments to measure the memorizing capacity of a pruned network at various sparsity levels under differing pruning algorithms. More specifically, we consider a two-hidden layer network with ReLU activation, on a train set of points (Gaussian data in Figure 1a and FashionMNIST in Figure 1b) with noise (random Boolean labels in Figure 1a, and corrupted images with true labels in Figure 1b), and compute the fraction of the training set the sparse network can memorize at each sparsity level.

One sees that for all datasets here IMP is more expressive and can memorize more points *with the same number of unmasked parameters* as the other subnetworks derived from different pruning algorithms. This gap in memorization capacity is due to mutual information with the data, providing evidence that the effective parameter count our theorems reason can indeed correspond to capacity of neural networks in practice. We emphasize that the y-axis is *not* test accuracy, but *memorization capacity* (train accuracy on highly noisy data): the fact that our plots give analogous behavior to plots of *noiseless test-accuracy against sparsity* in, e.g., Frankle et al. (2020b), is encouraging because the shape of such plots is *precisely what we sought to explain*. Experimental details are in Appendix C.1.

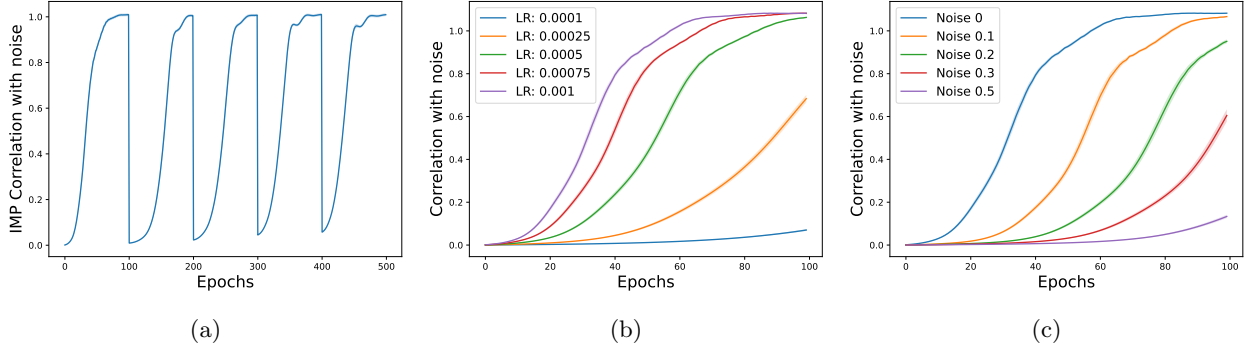


Figure 2: Ability to correlate with dataset noise over training as a proxy for network capacity. 5-layer ReLU MLP in a student-teacher task, with $\sigma^2 = 1$ noisy labels; **(a)**: correlation with noise during IMP; training increases correlation with noise (hence p_{eff}), pruning then reduces this, before repeating; **(b)**: Sweep over learning rates; **(c)**: Sweep over amount of noise injected into gradients. This illustrates that our quantity of interest, $I(f^W; \mathcal{D})$, and thus p_{eff} , is increasing due to data contained in gradients.

6.2 Correlation with noise

Our second proxy for mutual information is more direct: the correlation of the network function with the noise in labels over the course of training. By Lemma 1, we have that this correlation is a lower bound for the quantity of interest $I(f^W; \mathcal{D})$. Overall, we see that as the network reaches low train error, it necessarily fits some of the noise, and so correlation with noise increases. We measure this quantity over training in a student-teacher task.

Figure 2b illustrates how increasing learning rate increases the rate at which MI is acquired, suggesting that gradients carry this informational quantity. To verify this, we can corrupt the gradients with noise, finding in Figure 2c that this correlational proxy for MI vanishes when we do so. Finally, Figure 2a tracks this proxy for MI during IMP, finding that the MI increases during iterations of pruning, decreases after pruning, and breaks down at late time. In context of our theory where $I(\mathbf{m}^W; \mathcal{D})$ contributes to p_{eff} , this shows the role of *iterative*, rather than one-shot pruning, may be to increase the effective parameter count via gradient updates, so it can be pruned back down again. Hence the *iterative* nature of pruning allows the trade-off between parameters and information to be made many times.

7 Conclusion

Our theory and experiments illustrate how mutual information can be traded off with parameters so that subnetworks derived from pruning at initialization have a lower effective parameter count than those derived from pruning after training. Thus, there may be information-theoretic barriers to finding extremely sparse, trainable subnetworks without training the full neural network on data. This explains why widespread empirical efforts to prune at initialization have run into difficulties, and introduces a new information-parameter trade-off that may be of independent interest.

8 Acknowledgements

The authors thank Mansheej Paul, Gintare Karolina Dziugaite and Sitan Chen for helpful discussions.

References

- Milad Alizadeh, Shyam A. Taylor, Luisa M Zintgraf, Joost van Amersfoort, Sebastian Farquhar, Nicholas Donald Lane, and Yarin Gal. Prospect pruning: Finding trainable weights at initialization using meta-gradients. In *International Conference on Learning Representations*, 2022. URL <https://openreview.net/forum?id=AIgn9uwfcD1>.
- Zeyuan Allen-Zhu, Yuanzhi Li, and Zhao Song. A convergence theory for deep learning via over-parameterization. In *International conference on machine learning*, pp. 242–252. PMLR, 2019.
- Amir Asadi, Emmanuel Abbe, and Sergio Verdú. Chaining mutual information and tightening generalization bounds. *Advances in Neural Information Processing Systems*, 31, 2018.
- Peter L Bartlett, Philip M Long, Gábor Lugosi, and Alexander Tsigler. Benign overfitting in linear regression. *Proceedings of the National Academy of Sciences*, 117(48):30063–30070, 2020.
- Davis Blalock, Jose Javier Gonzalez Ortiz, Jonathan Frankle, and John Gutttag. What is the state of neural network pruning? *Proceedings of machine learning and systems*, 2:129–146, 2020.
- Simone Bombari, Shayan Kiyani, and Marco Mondelli. Beyond the universal law of robustness: Sharper laws for random features and neural tangent kernels. *Proceedings of the 40th International Conference on Machine Learning*, 2023.
- Yuheng Bu, Shaofeng Zou, and Venugopal V Veeravalli. Tightening mutual information-based bounds on generalization error. *IEEE Journal on Selected Areas in Information Theory*, 1(1):121–130, 2020.
- Sébastien Bubeck and Mark Sellke. A universal law of robustness via isoperimetry. *Journal of the ACM*, 70(2): 1–18, 2023.
- Abdulkadir Canatar, Blake Bordelon, and Cengiz Pehlevan. Spectral bias and task-model alignment explain generalization in kernel regression and infinitely wide neural networks. *Nature Communications*, 12(1), May 2021. ISSN 2041-1723. doi: 10.1038/s41467-021-23103-1. URL <http://dx.doi.org/10.1038/s41467-021-23103-1>.
- Emmanuel J Candes and Pragma Sur. The phase transition for the existence of the maximum likelihood estimate in high-dimensional logistic regression. *The Annals of Statistics*, 48(1):27–42, 2020.
- Tianlong Chen, Jonathan Frankle, Shiyu Chang, Sijia Liu, Yang Zhang, Zhangyang Wang, and Michael Carbin. The Lottery Ticket Hypothesis for pre-trained BERT networks. *Advances in neural information processing systems*, 33:15834–15846, 2020.
- Thomas M Cover. Geometrical and statistical properties of systems of linear inequalities with applications in pattern recognition. *IEEE transactions on electronic computers*, (3):326–334, 1965.
- Imre Csiszár and Paul C Shields. Information theory and statistics: A tutorial. *Foundations and Trends® in Communications and Information Theory*, 1(4):417–528, 2004.
- Pau de Jorge, Amartya Sanyal, Harkirat Behl, Philip Torr, Grégory Rogez, and Puneet K. Dokania. Progressive skeletonization: Trimming more fat from a network at initialization. In *International Conference on Learning Representations*, 2021. URL <https://openreview.net/forum?id=9GsFOUyUPi>.
- Simon S Du, Xiyu Zhai, Barnabas Poczos, and Aarti Singh. Gradient descent provably optimizes over-parameterized neural networks. In *International Conference on Learning Representations*, 2018.
- Ahmed El Alaoui and Mark Sellke. Algorithmic pure states for the negative spherical perceptron. *Journal of Statistical Physics*, 189(2):27, 2022.

- Utku Evci, Fabian Pedregosa, Aidan Gomez, and Erich Elsen. The difficulty of training sparse neural networks. *arXiv preprint arXiv:1906.10732*, 2019.
- Vitaly Feldman. Does learning require memorization? a short tale about a long tail. In *Proceedings of the 52nd Annual ACM SIGACT Symposium on Theory of Computing*, pp. 954–959, 2020.
- Jonathan Frankle and Michael Carbin. The lottery ticket hypothesis: Finding sparse, trainable neural networks. In *International Conference on Learning Representations*, 2018.
- Jonathan Frankle, Gintare Karolina Dziugaite, Daniel M Roy, and Michael Carbin. Stabilizing the lottery ticket hypothesis. *arXiv preprint arXiv:1903.01611*, 2019.
- Jonathan Frankle, Gintare Karolina Dziugaite, Daniel Roy, and Michael Carbin. Linear mode connectivity and the lottery ticket hypothesis. In *International Conference on Machine Learning*, pp. 3259–3269. PMLR, 2020a.
- Jonathan Frankle, Gintare Karolina Dziugaite, Daniel M Roy, and Michael Carbin. Pruning neural networks at initialization: Why are we missing the mark? *arXiv preprint arXiv:2009.08576*, 2020b.
- Trevor Gale, Erich Elsen, and Sara Hooker. The state of sparsity in deep neural networks. *arXiv preprint arXiv:1902.09574*, 2019.
- Weihao Gao, Sewoong Oh, and Pramod Viswanath. Demystifying fixed k -nearest neighbor information estimators. *IEEE Transactions on Information Theory*, 64(8):5629–5661, 2018.
- Elizabeth Gardner. The space of interactions in neural network models. *Journal of physics A: Mathematical and general*, 21(1):257, 1988.
- Mario Geiger, Stefano Spigler, Stéphane d’Ascoli, Levent Sagun, Marco Baity-Jesi, Giulio Biroli, and Matthieu Wyart. Jamming transition as a paradigm to understand the loss landscape of deep neural networks. *Physical Review E*, 100(1):012115, 2019.
- Behrooz Ghorbani, Song Mei, Theodor Misiakiewicz, and Andrea Montanari. Linearized two-layers neural networks in high dimension. *The Annals of Statistics*, 49(2):1029–1054, 2021.
- Song Han, Jeff Pool, John Tran, and William Dally. Learning both weights and connections for efficient neural network. *Advances in neural information processing systems*, 28, 2015.
- Song Han, Xingyu Liu, Huizi Mao, Jing Pu, Ardavan Pedram, Mark A Horowitz, and William J Dally. Eie: Efficient inference engine on compressed deep neural network. *ACM SIGARCH Computer Architecture News*, 44(3):243–254, 2016.
- Babak Hassibi and David Stork. Second order derivatives for network pruning: Optimal brain surgeon. *Advances in neural information processing systems*, 5, 1992.
- Kaiming He, Xiangyu Zhang, Shaoqing Ren, and Jian Sun. Deep residual learning for image recognition. In *Proceedings of the IEEE conference on computer vision and pattern recognition*, pp. 770–778, 2016.
- Yihui He, Ji Lin, Zhijian Liu, Hanrui Wang, Li-Jia Li, and Song Han. Amc: Auttml for model compression and acceleration on mobile devices. In *Proceedings of the European conference on computer vision (ECCV)*, pp. 784–800, 2018.
- Gao Huang, Zhuang Liu, Laurens Van Der Maaten, and Kilian Q Weinberger. Densely connected convolutional networks. In *Proceedings of the IEEE conference on computer vision and pattern recognition*, pp. 4700–4708, 2017.
- Arthur Jacot, Franck Gabriel, and Clément Hongler. Neural tangent kernel: Convergence and generalization in neural networks. *Advances in neural information processing systems*, 31, 2018.
- Arthur Jacot, Berfin Simsek, Francesco Spadaro, Clément Hongler, and Franck Gabriel. Implicit regularization of random feature models. In *International Conference on Machine Learning*, pp. 4631–4640. PMLR, 2020.

- Alexander Kraskov, Harald Stögbauer, and Peter Grassberger. Estimating mutual information. *Physical review E*, 69(6):066138, 2004.
- Yann LeCun, John S Denker, and Sara A Solla. Optimal brain damage. In *Advances in Neural Information Processing Systems (NIPS)*, 1990.
- Michel Ledoux and Michel Talagrand. *Probability in Banach Spaces: Isoperimetry and Processes*. Springer Science & Business Media, 2013.
- Namhoon Lee, Thalaiyasingam Ajanthan, and Philip HS Torr. Snip: Single-shot network pruning based on connection sensitivity. *arXiv preprint arXiv:1810.02340*, 2018.
- Min Lin, Qiang Chen, and Shuicheng Yan. Network in network. *arXiv preprint arXiv:1312.4400*, 2013.
- Zhuang Liu, Mingjie Sun, Tinghui Zhou, Gao Huang, and Trevor Darrell. Rethinking the value of network pruning. *arXiv preprint arXiv:1810.05270*, 2018.
- Roi Livni, Shai Shalev-Shwartz, and Ohad Shamir. On the computational efficiency of training neural networks. *Advances in neural information processing systems*, 27, 2014.
- Huizi Mao, Song Han, Jeff Pool, Wenshuo Li, Xingyu Liu, Yu Wang, and William J Dally. Exploring the regularity of sparse structure in convolutional neural networks. *arXiv preprint arXiv:1705.08922*, 2017.
- Theodor Misiakiewicz and Andrea Montanari. Six lectures on linearized neural networks. *arXiv preprint arXiv:2308.13431*, 2023.
- Pavlo Molchanov, Stephen Tyree, Tero Karras, Timo Aila, and Jan Kautz. Pruning convolutional neural networks for resource efficient inference. *arXiv preprint arXiv:1611.06440*, 2016.
- Andrea Montanari, Yiqiao Zhong, and Kangjie Zhou. Tractability from overparametrization: The example of the negative perceptron. *Probability Theory and Related Fields*, pp. 1–106, 2024.
- Behnam Neyshabur. Implicit regularization in deep learning. *arXiv preprint arXiv:1709.01953*, 2017.
- Mansheej Paul, Feng Chen, Brett W Larsen, Jonathan Frankle, Surya Ganguli, and Gintare Karolina Dziugaite. Unmasking the lottery ticket hypothesis: What’s encoded in a winning ticket’s mask? *arXiv preprint arXiv:2210.03044*, 2022.
- Hoang Pham, Anh Ta, Shiwei Liu, Dung D Le, and Long Tran-Thanh. Understanding pruning at initialization: An effective node-path balancing perspective. 2022.
- Vivek Ramanujan, Mitchell Wortsman, Aniruddha Kembhavi, Ali Farhadi, and Mohammad Rastegari. What’s hidden in a randomly weighted neural network? In *Proceedings of the IEEE/CVF conference on computer vision and pattern recognition*, pp. 11893–11902, 2020.
- Daniel Russo and James Zou. How much does your data exploration overfit? controlling bias via information usage. *IEEE Transactions on Information Theory*, 66(1):302–323, 2019.
- Shai Shalev-Shwartz and Shai Ben-David. *Understanding machine learning: From theory to algorithms*. Cambridge university press, 2014.
- Mariya Shcherbina and Brunello Tirozzi. Rigorous solution of the gardner problem. *Communications in mathematical physics*, 234:383–422, 2003.
- James B Simon, Dhruva Karkada, Nikhil Ghosh, and Mikhail Belkin. More is better in modern machine learning: when infinite overparameterization is optimal and overfitting is obligatory. *arXiv preprint arXiv:2311.14646*, 2023.
- Kartik Sreenivasan, Jy-yong Sohn, Liu Yang, Matthew Grinde, Alliot Nagle, Hongyi Wang, Eric Xing, Kangwook Lee, and Dimitris Papailiopoulos. Rare gems: Finding lottery tickets at initialization. *Advances in Neural Information Processing Systems*, 35:14529–14540, 2022.

- Mihailo Stojnic. Another look at the gardner problem. *arXiv preprint arXiv:1306.3979*, 2013.
- Pragya Sur and Emmanuel J Candès. A modern maximum-likelihood theory for high-dimensional logistic regression. *Proceedings of the National Academy of Sciences*, 116(29):14516–14525, 2019.
- Michel Talagrand. Intersecting random half-spaces: toward the Gardner-Derrida formula. *The Annals of Probability*, 28(2):725–758, 2000.
- Hidenori Tanaka, Daniel Kunin, Daniel L Yamins, and Surya Ganguli. Pruning neural networks without any data by iteratively conserving synaptic flow. *Advances in neural information processing systems*, 33:6377–6389, 2020.
- Ramon van Handel. Probability in high dimensions. 2016. URL <https://web.math.princeton.edu/~rvan/APC550.pdf>.
- Roman Vershynin. *High-dimensional probability : an introduction with applications in data science*. Cambridge series on statistical and probabilistic mathematics ; 47. Cambridge University Press, Cambridge, United Kingdom ; New York, NY, 2018. ISBN 9781108415194.
- Chaoqi Wang, Guodong Zhang, and Roger Grosse. Picking winning tickets before training by preserving gradient flow. In *International Conference on Learning Representations*, 2020.
- Wei Wen, Chunpeng Wu, Yandan Wang, Yiran Chen, and Hai Li. Learning structured sparsity in deep neural networks. *Advances in neural information processing systems*, 29, 2016.
- Aolin Xu and Maxim Raginsky. Information-theoretic analysis of generalization capability of learning algorithms. *Advances in Neural Information Processing Systems*, 30, 2017.
- Chiyuan Zhang, Samy Bengio, Moritz Hardt, Benjamin Recht, and Oriol Vinyals. Understanding deep learning (still) requires rethinking generalization. *Communications of the ACM*, 64(3):107–115, 2021.
- Zhekai Zhang, Hanrui Wang, Song Han, and William J Dally. Sparch: Efficient architecture for sparse matrix multiplication. In *2020 IEEE International Symposium on High Performance Computer Architecture (HPCA)*, pp. 261–274. IEEE, 2020.
- Hattie Zhou, Janice Lan, Rosanne Liu, and Jason Yosinski. Deconstructing lottery tickets: Zeros, signs, and the supermask. *Advances in neural information processing systems*, 32, 2019.
- Michael H. Zhu and Suyog Gupta. To prune, or not to prune: Exploring the efficacy of pruning for model compression, 2018. URL <https://openreview.net/forum?id=S11N69AT->.

A Appendix

B Proof of Theorem 4

Without loss of generality, we will assume that all functions in \mathcal{F} have range contained in $[-1, 1]$. This is possible because clipping larger outputs to the closest point in $[-1, 1]$ can only improve the Lipschitz constant and mean squared error.

B.1 Overview of Finite setting, Theorem 3

B.1.1 Proof of Lemma 2

Lemma 4. *Denote the events*

$$\begin{aligned} A_f &= \left\{ \frac{1}{n} \sum_{i=1}^n (y_i - f(x_i))^2 \leq \sigma^2 - \epsilon \right\} \\ B &= \left\{ \frac{1}{n} \sum_{i=1}^n z_i^2 \geq \sigma^2 - \frac{\epsilon}{6} \right\} \\ C &= \left\{ \frac{1}{n} \sum_{i=1}^n z_i g(x_i) \geq -\frac{\epsilon}{6} \right\} \\ D_f &= \left\{ \frac{1}{n} \sum_{i=1}^n f(x_i) z_i \geq \frac{\epsilon}{4} \right\}. \end{aligned}$$

Then $A_f \cap B \cap C \implies D_f$, and $\mathbb{P}(B^c \cup C^c) \leq 2 \exp\left(-\frac{n\epsilon^2}{83}\right)$.

Proof. Follows from Lemma 2.1 of Bubeck & Sellke (2023). \square

Lemma 5. *Denote the events*

$$E_f = \left\{ \frac{1}{n} \sum_{i=1}^n (f(x_i) - \mathbb{E}^{\mu_{\ell_i}}[f]) z_i \geq \frac{\epsilon}{8} \right\} \quad F = \left\{ \frac{1}{n} \sum_{\ell=1}^k \left| \sum_{i \in S_\ell} z_i \right| \geq \frac{\epsilon}{8} \right\}.$$

Then $D_f \implies E_f \cup F$ and $\mathbb{P}(F) \leq 2k \exp\left(-\frac{n\epsilon^2}{83k}\right)$.

Proof. Follows from Theorem 2 of Bubeck & Sellke (2023). \square

From $A_f \cap B \cap C \implies D_f$ and $D_f \implies E_f \cup F$, it follows that

$$A_f \implies (B^c \cup C^c) \cup E_f \cup F. \tag{5}$$

In particular $A_{f^w} \implies (B^c \cup C^c) \cup E_{f^w} \cup F$, and using the bounds in Lemmas 4 and 5 now yields Lemma 2.

B.1.2 Proof of Lemma 1

Lemma 1 follows from Theorem 3 of Xu & Raginsky (2017). After translating notation, we have that $\mathbb{P}(|X_w| > \alpha) \leq \delta$ whenever

$$n > \frac{a_1^2 C}{\alpha^2} \left(\frac{I(\{X_t\}_{t \in T}; W)}{\delta} + \log \frac{2}{\delta} \right), \tag{6}$$

upon which rearranging yields exactly Lemma 1.⁵

⁵The explicit constant a_1 here is not the same as in Xu & Raginsky (2017) as a result of different definitions of “subgaussian” - in Xu & Raginsky (2017), the authors define σ -subgaussian to mean a random variable U satisfies $\log \mathbb{E}[e^{\lambda(U - \mathbb{E}U)}] \leq \lambda^2 \sigma^2 / 2$. The assumed condition $\mathbb{P}(|X| \geq t) \leq 2e^{-t^2/C}$, implies $\log \mathbb{E}[e^{\lambda X}] \leq \lambda^2(9C)/(2)$ (exercises 3.1 d and e of van Handel (2016)) so $a_1^2 = 72$.

B.1.3 Isoperimetry, Subgaussianity, and Crude Bounds

Having established Lemma 2, to show Theorem 3 it remains to upper bound $\mathbb{P}[E_{f^W}]$. We first show that $X_t = \frac{1}{n} \sum_{i=1}^n (f^t(x_i) - \mathbb{E}^{\mu_{\ell_i}}[f^t])z_i$ is subgaussian. As in Bubeck & Sellke (2023), the isoperimetry assumption implies that $\sqrt{\frac{d}{c} \frac{f(x_i) - \mathbb{E}^{\mu_{\ell_i}}[f]}{L}}$ is 2-subgaussian. Since $|z_i| \leq 2$, it follows that $\sqrt{\frac{d}{c} \frac{(f(x_i) - \mathbb{E}^{\mu_{\ell_i}}[f])z_i}{L}}$ is 8-subgaussian, by Proposition 1.2 of Bubeck & Sellke (2023). Hence each X_t is $\left(18 \cdot 8 \frac{cL^2}{dn}\right)$ -subgaussian. For convenience we thus define $C_0 = \frac{144cL^2}{dn}$.

Note that the right hand side of (3) is a strictly monotone decreasing and hence invertible function of δ , for $\delta \in (0, 1)$. Thus define

$$s_{C_0}(\delta) = a_1 \sqrt{C_0 \left(\frac{I(\{X_t\}_{t \in T}; W)}{\delta} + \log \frac{2}{\delta} \right)},$$

where we highlight the explicit dependence on C_0 . Thus Lemma 2 yields

$$\mathbb{P}(|X_W| > s_{C_0}(\delta)) < \delta.$$

Recall that we seek an upper bound on⁶

$$\mathbb{P}(E_{f^W}) = \mathbb{P}\left(\frac{1}{n} \sum_{i=1}^n (f^W(x_i) - \mathbb{E}^{\mu_{\ell_i}}[f^W])z_i \geq \frac{\epsilon}{8}\right) \leq \mathbb{P}(|X_W| > \epsilon/8).$$

Because s_{C_0} is invertible, one has the implicit bound $\mathbb{P}(|X_W| > \epsilon/8) < s_{C_0}^{-1}(\epsilon/8)$. More explicitly, we also have the following crude bound. Setting $\delta = \max\left(\frac{2^7 a_1^2 C_0 I(\{X_t\}_{t \in T}; W)}{\epsilon^2}, 2e^{-\epsilon^2/(2^7 a_1^2 C_0)}\right)$, we have

$$a_1 \sqrt{C_0 \left(\frac{I(\{X_t\}_{t \in T}; W)}{\delta} + \log \frac{2}{\delta} \right)} \geq \frac{\epsilon}{8}$$

yielding

$$\mathbb{P}(|X_W| > \epsilon/8) < s_{C_0}^{-1}(\epsilon/8) \leq \max\left(\frac{2^7 a_1^2 C_0 I(\{X_t\}_{t \in T}; W)}{\epsilon^2}, 2e^{-\epsilon^2/(2^7 a_1^2 C_0)}\right). \quad (7)$$

Putting together equations (5) and (7) and using that $k \geq 1$, we obtain the following lemma:

Lemma 6.

$$\mathbb{P}(A_{f^W}) \leq 2 \exp\left(-\frac{n\epsilon^2}{83}\right) + 2k \exp\left(-\frac{n\epsilon^2}{83k}\right) + s_{C_0}^{-1}(\epsilon/8) \leq (2k+2) \exp\left(-\frac{n\epsilon^2}{83k}\right) + s_{C_0}^{-1}(\epsilon/8).$$

B.1.4 Controlling Mutual Information

We next show Lemma 3, which gives an upper bound for $I(\{X_t\}_{t \in T}; W)$.

Proof of Lemma 3. First since the chain $[W - \mathcal{D} - \{X_t\}_{t \in T}]$ is Markovian and $f^W = (\mathbf{m}^W, \mathbf{w}^W)$ is a one-to-one function of W ,

$$I(W; \{X_t\}_{t \in T}) \leq I(W; \mathcal{D}) = I(f^W; \mathcal{D}).$$

Next, by the mutual information chain rule, one has

$$I(f^W; \mathcal{D}) = I((\mathbf{m}^W, \mathbf{w}^W); \mathcal{D}) = I(\mathbf{m}^W; \mathcal{D}) + I(\mathbf{w}^W; \mathcal{D} \mid \mathbf{m}^W)$$

We control the second term via $I(\mathbf{w}^W; \mathcal{D} \mid \mathbf{m}^W) \leq H(\mathbf{w}^W \mid \mathbf{m}^W) \leq \mathbb{E}[\log_2 N_{\mathbf{m}^W}]$. This is because, conditional on the mask \mathbf{m}^W , the weights can take on at most $N_{\mathbf{m}^W}$ values (recall the definition $N_{\mathbf{m}} = |\mathcal{W}_{\mathbf{m}}|$). \square

Combining Lemma 6 with equation (7), followed by applying Lemma 3 then yields the desired Theorem 3.

⁶Here in evaluating $\mathbb{E}^{\mu_{\ell_i}}[f^W]$ we consider W to be fixed, even though W is otherwise random. More precisely, we really mean $\eta(W)$ where $\eta(t) = \mathbb{E}^{\mu_{\ell_i}}[f^t]$ for each fixed $f^t \in \mathcal{F}$.

B.2 The continuous setting

Our goal will be to show that for our choice of L :

$$\mathbb{P} \left(\left\{ \frac{1}{n} \sum_{i=1}^n (f^W(x_i) - y_i)^2 \leq \sigma^2 - \epsilon/2 \right\} \cap \{ \text{Lip}(f^W) \leq L \} \right) \leq \delta. \quad (8)$$

First, define W_L , a modification of W , as follows: whenever $\text{Lip}(f^W) > L$, f^{W_L} is instead some prescribed $f^L \in \mathcal{F}$, where $\text{Lip}(f^L) \leq L$. Note that if no such f^L exists, then the probability above is zero regardless and there is nothing to prove. Then the probability in (8) is at most

$$\mathbb{P} \left(\left\{ \frac{1}{n} \sum_{i=1}^n (f^{W_L}(x_i) - y_i)^2 \leq \sigma^2 - \epsilon/2 \right\} \right). \quad (9)$$

where $\text{Lip}(f^{W_L}) \leq L$ always.

Now we proceed with the discretization. For each possible mask \mathbf{m} , define

$$\mathcal{W}_{\mathbf{m},L} = \{ \mathbf{w} \in \mathcal{W}_{\mathbf{m}} \mid \text{Lip}(f_{\mathbf{m},\mathbf{w}}) \leq L \}.$$

Define $\mathcal{W}_{\mathbf{m},L,\epsilon}$ to be an $\frac{\epsilon}{8J}$ -net of $\mathcal{W}_{\mathbf{m},L}$. Note that since $\text{diam}(\mathcal{W}) \leq W$ and $\dim \mathcal{W}_{\mathbf{m},L} \leq \|\mathbf{m}\|_1$, that $N_{\mathbf{m},L,\epsilon} = |\mathcal{W}_{\mathbf{m},L,\epsilon}| \leq (1 + 60WJ\epsilon^{-1})^{\|\mathbf{m}\|_1}$ (Corollary 4.2.13 of Vershynin (2018)). We then apply Lemma 6 to

$$\mathcal{F}_{L,\epsilon} \equiv \{ f_{\mathbf{m},\mathbf{w}} \mid \text{Lip}(f_{\mathbf{m},\mathbf{w}}) \leq L, \mathbf{m} \in \{0,1\}^p, \mathbf{w} \in \mathcal{W}_{\mathbf{m},L,\epsilon} \}.$$

Define W'_L such that $f^{W'_L}$ uses the same mask as f^{W_L} but the weights of f^{W_L} are rounded to the closest element of $\mathcal{W}_{\mathbf{m},L,\epsilon}$. Then note for two functions f and g , one has that if $\|f-g\|_\infty \leq \epsilon/8$ and $\|y\|_\infty, \|f\|_\infty, \|g\|_\infty \leq 1$. Since $\|\mathbf{w}^{W_L} - \mathbf{w}^{W'_L}\| \leq \frac{\epsilon}{8J}$, $\|f^{W_L} - f^{W'_L}\|_\infty \leq \epsilon/8$ by (4), and thus

$$\left| \frac{1}{n} \sum_{i=1}^n (y_i - f^{W'_L}(x_i))^2 - \frac{1}{n} \sum_{i=1}^n (y_i - f^{W_L}(x_i))^2 \right| \leq \epsilon/2,$$

meaning (9) is again bounded above by the following:

$$\mathbb{P} \left(\left\{ \frac{1}{n} \sum_{i=1}^n (y_i - f^{W'}(x_i))^2 \leq \sigma^2 - \epsilon \right\} \right).$$

We are now in a position to apply Lemma 6, obtaining

$$\mathbb{P} \left(\left\{ \frac{1}{n} \sum_{i=1}^n (y_i - f^{W'}(x_i))^2 \leq \sigma^2 - \epsilon \right\} \right) \leq (2k+2) \exp\left(-\frac{n\epsilon^2}{8^3 k}\right) + s_{C_0}^{-1}(\epsilon/8)$$

By our assumption on k , the first term is at most $\delta/2$:

$$(2k+2) \exp\left(-\frac{n\epsilon^2}{8^3 k}\right) \leq (2k+2) \frac{\delta}{8k} \leq \frac{\delta}{2}$$

For the second term, note that $s_{C_0}^{-1}$ is monotone increasing, and thus $s_{C_0}^{-1}(\epsilon/8) \leq \delta/2 \iff \epsilon/8 \geq s_{C_0}(\delta/2)$. Recalling the expression for s_{C_0} and for C_0 , this condition is simply

$$a_1 \sqrt{\left(144 \frac{cL^2}{nd}\right) \left(\frac{2I(\{X_t\}_{t \in T}; W'_L)}{\delta} + \log \frac{4}{\delta} \right)} \leq \frac{\epsilon}{8}$$

which is guaranteed when

$$L = \frac{\epsilon}{96a_1\sqrt{2c}} \sqrt{\frac{nd\delta}{I(\{X_t\}_{t \in T}; W'_L) + \frac{\delta}{2} \log(4/\delta)}}.$$

Hence this value of L ensures that

$$\mathbb{P}\left(\left\{\frac{1}{n}\sum_{i=1}^n(f^W(x_i) - y_i)^2 \leq \sigma^2 - \epsilon/2\right\} \cap \{\text{Lip}(f^W) \leq L\}\right) \leq \delta.$$

Then with probability $1 - \delta$ over the data, f^W must have Lipschitz constant $\text{Lip}(f) \geq L$. Finally, by Lemma 3, we have

$$I(\{X_t\}_{t \in T}; W'_L) \leq I(\mathbf{m}^{W'_L}; \mathcal{D}) + \mathbb{E}[\log_2 N_{\mathbf{m}^{W'_L}, \epsilon}] \leq I(\mathbf{m}^W; \mathcal{D}) + \mathbb{E}[\|\mathbf{m}\|_1] \log_2(1 + 60WJ\epsilon^{-1}) =: p_{\text{eff}},$$

and hence we conclude that

$$\text{Lip}(f) \geq \frac{\epsilon}{96a_1\sqrt{2c}} \sqrt{\frac{nd\delta}{p_{\text{eff}} + \frac{\delta}{2} \log(4/\delta)}}$$

with probability $1 - \delta$, concluding the proof of Theorem 4.

C Experimental Details

C.1 Experimental Details

C.1.1 Figures 1a and 1b

For Gaussian data, we used $n = 30$ data points, each a $d = 30$ Gaussian random vector. The same plots persist across n, d , these were chosen due to computational resource constraints. The labels are random Boolean in $\{\pm 1\}$. The network is a two-hidden layer MLP with ReLU activation, trained with Cross Entropy Loss and $\eta = 1e - 2$ learning rate. We define a train point as “memorized” if the predictions are within $(\log 2)/10$, chosen because predictions being within $\log 2$ reflects 50/50 uncertainty, so that a train point is only memorized if the network is highly confidence in its prediction. Our theory is technically for mean-squared error, so we repeated the same experiments with MSE instead and got very similar results, with the same expected patterns holding. Because n, d and the network size are fairly small, we averaged the plots over $k = 250$ different networks and datasets with differing random seeds and plotted the average as well as standard error (standard deviation of the mean) over these different trials, finding not much variation so that we may have confidence in our results.

For FashionMNIST, we added $\sigma^2 = 3$ Gaussian noise to each input image, preserving its original label, allowing us to see if our predictions hold in general settings beyond label corruption and finding, as expected, indeed they do. We train till convergence in loss to within 0.01 (or until accuracy doesn’t change for three consecutive epochs), with $\eta = 1e - 3$ on Adam. We use a batch size of 64 with a two-hidden layer ReLU architecture with a hidden width of 200. We plotted the mean and standard error (standard deviation of the mean) over $k = 10$ different seeds on this dataset. This amount of repetitions with standard datasets like MNIST is common in the literature; Frankle et al. (2020b) use 5 repetitions on similar datasets like CIFAR10, and less for larger datasets like ImageNet.

We used the pruning code of Tanaka et al. (2020) to guarantee consistency in implementation of pruning methods with the rest of the literature. This includes their implementation of all pruning algorithms, though we made modifications to, for instance, add magnitude pruning after training, which they do not include. For the Gaussian case, since the infrastructure for it was not in Tanaka et al. (2020), we wrote our own implementations of the pruning algorithms based on the papers where they were introduced, and checked our implementations’ outputs against those of Tanaka et al. (2020) where possible, finding agreement. There is further discussion around implementation details of pruning algorithms in Frankle et al. (2020b), where they note that their plots mostly agree with those of Tanaka et al. (2020), with some small differences.

C.1.2 Figures 2a, 2b, 2c

The correlation quantity we track for a fixed dataset is

$$\frac{1}{n} \sum_{i=1}^n (f(x_i) - \mathbb{E}^\mu[f]) z_i$$

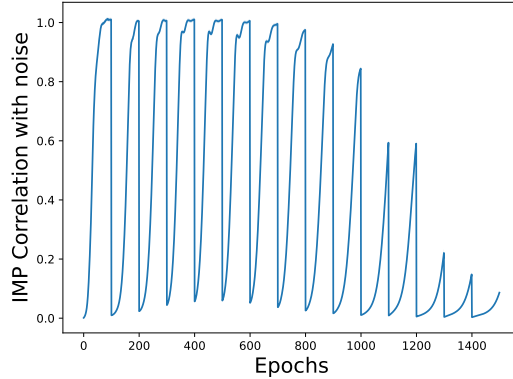


Figure 3: Correlation with data noise over training epochs, IMP. Expanded version of 2a pruned to almost complete sparsity.

for n the dataset size and z the (fixed) dataset noise, and the data x_i, y_i drawn from our data distribution μ , in our case the output of random Gaussian, with labels arising from the teacher MLP made noisy, with the values of the noise z_i fixed after random generation and used to calculate the correlation. This highlights an important fact, though obvious, that correlation is between the interpolator and the fixed dataset. Training on one dataset will not help you correlate with noise in another, so training is increasing “expressivity for *this* dataset,” in some sense. This quantity lower bounds $I(f^W; \mathcal{D})$, the quantity we wished to track because of its role in p_{eff} , as discussed in the main text.

In the case of figures 2a, we track this quantity over the course of IMP on a student-teacher task with noise scale $\sigma^2 = 1$. Changing the noise scale simply rescales the y-axis without affecting trend we see. We use a 5-layer ReLU MLP student with hidden width 100 and a 3-layer teacher with hidden width 50. This mismatch reflects the fact that our architecture rarely reflects the data-generating process perfectly. We train with Adam with $\eta = 1e - 3$, pruning the lowest 20% of weights out at every iteration of IMP, as is standard Frankle & Carbin (2018); Frankle et al. (2019). We use $n = 1000$ data points of dimension $d = 50$, where both the student and teacher produce scalar outputs. We average and plot the mean and standard error over different random seeds generating $k = 25$ networks (student and teacher) and datasets. The standard error is so small in the plot it is barely visibly. Then for Figure 2b, 2c, we use the same setup as above except do not prune, and sweep over learning rates and gradient noise instead, tracking the same quantities. These are also averaged over $k = 25$ random seeds.

C.1.3 Tail end of Figure 2a

We see that Figure 2a gives the expected trend of capacity increasing and decreasing as we train, then prune iteratively during the IMP algorithm to find lottery tickets. Of course, one cannot keep pruning every 100 epochs forever; eventually one reaches an empty network, so an important sanity check is that such ability to correlate decays at late-time as the network is pruned completely and all weights vanish. We can see below that effective parameter count goes becomes low at extreme sparsities when the network has almost no actual parameters remaining, as one might expect. Again, this is averaged over $k = 25$ networks. The critical sparsity level at which this correlation ability begins to decay is the lottery ticket sparsity. For us this occurs after ≈ 9 pruning iterations where we drop 20% of the weights each time, at which point only $\sim 10\%$ of the weights remain.

C.2 Toy model: Computing MI exactly

We train very small 1 hidden layer MLPs on small amounts of data. Our toy datasets contain 6 datapoints sampled from $\{\pm 1\}^3$ and outputs sampled independently from $\{\pm 1\}$. We train using population gradient descent on MSE. The MLPs have hidden width 4 and ReLU activations, with a total of 21 parameters. We measure the mutual information of the mask produced by each pruning method over a range of sparsity levels. SynFlow is omitted here since it is data agnostic and hence its mutual information is identically zero. Following the remarks in the paper, we estimate $I(\mathbf{m}^W; \mathcal{D} \mid \text{init} = \text{init}_0)$; noting that the masking methods are deterministic, this tells

us $H(\mathbf{m}^W | \mathcal{D}, \text{init}) = 0$, and hence it suffices to estimate $H(\mathbf{m}^W | \text{init})$. We do this by directly estimating the probability mass function through sampling. The curves for SNIP and GraSP are jagged due to ReLU causing many of the gradients to be zero, and thus a large portion of the scores are zero to begin. Overall, we see that IMP and magnitude pruning after training have higher mutual information than the other methods. However, these models are so small that at high sparsities, which are the regime of interest, all methods have undergone layer collapse, and thus we are not confident in the representativeness of this experiment. While the maximum size of the sample space is $\binom{21}{10}$, we only sample 32000 times. We note that the graph does not change when moving from 1000 to 32000, and thus we believe that the true distribution is supported on far fewer points, and thus our estimates for the mutual information are accurate. We repeat the same experiments for Cross Entropy loss, with hidden layer size 3 (for a total of 21 parameters).

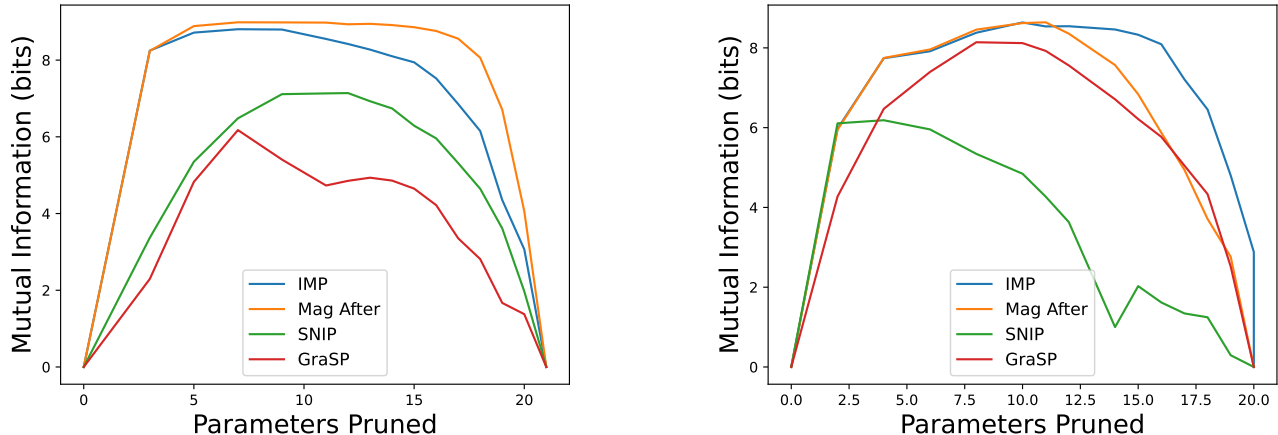


Figure 4: Exact mutual information over on small toy model. Left is regression, right is classification.

D Generalization Bounds

D.1 Information Theoretic Generalization Bounds

By applying Lemma 1, one can find analogs of effective parameter count in classical generalization bounds. Namely, a *low mutual information* choice of *function class with good generalization* will also have good generalization, even if the number of such function classes is very large. To begin, define the *generalization error* for a function h on a dataset $\mathcal{D} = \{(x_i, y_i)\}_{i=1}^n$ of i.i.d input-output pairs in $\mathcal{X} \times \mathcal{Y}$ with respect to a loss ℓ as

$$\text{gen}_{\mathcal{D}}(h) = \left| \mathbb{E}[\ell(h(x), y)] - \frac{1}{n} \sum_{i=1}^n \ell(h(x_i), y_i) \right|.$$

Theorem 5 (VC Dimension Generalization Bound). *Take $\mathcal{Y} = \{0, 1\}$ and ℓ to be 0-1 error. Let $\{\mathcal{H}_t\}_{t \in T}$ be a collection of binary function classes, where each class \mathcal{H}_t has VC dimension at most d . Let W be a random variable taking values on T , with $I(W; \mathcal{D}) = I$. Then assuming $n > d + 1$, with probability $1 - \delta$ over the sampling of the data,*

$$\sup_{h \in \mathcal{H}_W} \text{gen}_{\mathcal{D}}(h) \leq \frac{4 + \sqrt{d \log \frac{2em}{d}} + \sqrt{\frac{4a_1^2}{\delta} (I + \delta \log \frac{2}{\delta})}}{\sqrt{2m}} \quad (10)$$

Recall that n -sample VC dimension generalization bounds for a function class of VC dimension d scale roughly as $\tilde{O}\left(\sqrt{\frac{d}{n}}\right)$. The bound above instead scales as $\tilde{O}\left(\sqrt{\frac{d + \delta^{-1}I}{2m}}\right)$. Although we now have worse dependence on δ (from Lemma 1), if one views δ as a small constant, we recover the same asymptotics with $d + I$ in place of d . This is an analog of our main result if one interprets $d + I$ as an “effective VC dimension”.

Similar results also hold for Rademacher complexity. We define the data-dependent Rademacher complexity of a function class \mathcal{H} as

$$\text{Rad}_{\mathcal{D}}(\mathcal{H}) = \frac{1}{m} \mathbb{E}_{\sigma \sim \{\pm 1\}^m} \left[\sup_{h \in \mathcal{H}} \sum_{i=1}^m \sigma_i h(x_i) \right] \quad (11)$$

Theorem 6. *Let ℓ take values in $[-b, b]$ and be 1-Lipschitz in its first argument. Let $\{\mathcal{H}_t\}_{t \in T}$ be a collection of functions and W be a random variable taking values on T , with $I(W; \mathcal{D}) = I$. Then with probability $1 - \delta$ over the data sampling,*

$$\sup_{h \in \mathcal{H}_W} \text{gen}_{\mathcal{D}}(h) \leq 2\text{Rad}_{\mathcal{D}}(\mathcal{H}_W) + \frac{6}{\sqrt{m}} \sqrt{\frac{a_1^2 b}{\delta} \left(I + \frac{\delta}{2} \log \frac{4}{\delta} \right)}$$

The above bound again illustrates that incorporating mutual information into the choice of function class yields generalization bounds which decay gracefully with the value of I . In the case that each function class has at most N functions, applying Massart's lemma Shalev-Shwartz & Ben-David (2014) yields

$$\text{Rad}_{\mathcal{D}}(\mathcal{H}_W) \leq \frac{b\sqrt{2 \log N}}{\sqrt{m}}. \quad (12)$$

Taking $p = \log N$ as the associated parameter count then recovers a generalization bound of the form $\tilde{O} \left(\sqrt{\frac{p + \delta^{-1} I}{m}} \right)$.

D.2 Proof of Theorem 5 (VC Dimension)

We begin with a standard generalization bound for a fixed function class \mathcal{H} of VC dimension at most d :

$$\mathbb{E}_{S \sim \mathcal{D}^m} \left[\sup_{h \in \mathcal{H}} \text{gen}_{\mathcal{D}}(h) \right] \leq \frac{4 + \sqrt{\log(\tau_{\mathcal{H}}(2m))}}{\sqrt{2m}} \leq \frac{4 + \sqrt{d \log(2em/d)}}{\sqrt{2m}}.$$

Here the first inequality is Theorem 6.11 from Shalev-Shwartz & Ben-David (2014) while the second is Sauer's lemma. Our strategy will be to argue that the bound above holds with high probability for fixed \mathcal{H} by the bounded differences inequality and conclude using Lemma 1.

Proof of Theorem 5. We define $Y_t = \sup_{h \in \mathcal{H}_t} \text{gen}_{\mathcal{D}}(h)$ and $X_t = Y_t - \mathbb{E}[Y_t]$. Note that X_t changes by at most $1/m$ if a single data-point is modified. Therefore McDiarmid's bounded differences inequality implies

$$\mathbb{P}(|X_t| \geq \varepsilon) = \mathbb{P}(|Y_t - \mathbb{E}[Y_t]| \geq \varepsilon) \leq 2e^{-2\varepsilon^2 m}, \quad (13)$$

i.e. X_t is $(1/2m)$ -subgaussian. Applying Lemma 1 now implies that with probability $1 - \delta$, one has

$$X_W \leq \sqrt{\frac{a_1^2}{2m} \left(\frac{I}{\delta} + \log \frac{2}{\delta} \right)}.$$

Noting $X_W = Y_W - \mathbb{E}[Y_W | W]$ yields that with probability $1 - \delta$,

$$Y_W \leq \frac{4 + \sqrt{\log(\tau_{\mathcal{H}}(2m))} + \sqrt{\frac{2a_1^2}{\delta} (I + \delta \log \frac{2}{\delta})}}{\sqrt{2m}}.$$

Applying Sauer's lemma and recalling the definition of Y_W concludes the proof. \square

D.3 Proof of Theorem 6 (Rademacher Complexity)

We again begin with a standard Rademacher Complexity based generalization bound for a fixed function class \mathcal{H} :

$$\mathbb{E} \left[\sup_{h \in \mathcal{H}} \text{gen}_{\mathcal{D}}(h) \right] \leq 2\mathbb{E}_{\mathcal{D}}[\text{Rad}_{\mathcal{D}}(\ell \circ \mathcal{H})]$$

This is Lemma 26.2 of Shalev-Shwartz & Ben-David (2014). Our strategy is equivalent to the above.

Proof. We once more define $Y_t = \sup_{h \in \mathcal{H}_t} \text{gen}_{\mathcal{D}}(h)$ and $X_t = Y_t - \mathbb{E}[Y_t]$. Note that X_t changes by at most $2b/m$ when a given datapoint is changed, and thus McDiarmid's bounded differences inequality again implies that X_t is $(2b^2/m)$ -subgaussian. Then applying Lemma 1 yields that with probability $1 - \delta$,

$$Y_W \leq \frac{1}{\sqrt{m}} \sqrt{\frac{2a_1^2 b^2}{\delta} \left(I + \delta \log \frac{2}{\delta} \right)} + \mathbb{E}[Y_W | W].$$

Applying Lemma 26.2 Shalev-Shwartz & Ben-David (2014) above, we obtain the following almost sure inequality:

$$\mathbb{E}[Y_W | W] \leq 2\mathbb{E}_{\mathcal{D}}[\text{Rad}_{\mathcal{D}}(\ell \circ \mathcal{H})]$$

We again note that $\text{Rad}_{\mathcal{D}}(\ell \circ \mathcal{H}_W)$ changes by at most $2b/m$ when changing an individual datapoint. Hence, once centered, it is again $(2b^2/m)$ -subgaussian. Applying Lemma 1 again produces that with probability $1 - \delta$,

$$|\text{Rad}_{\mathcal{D}}(\ell \circ \mathcal{H}_W) - \mathbb{E}_{\mathcal{D}}[\text{Rad}_{\mathcal{D}}(\ell \circ \mathcal{H}_W) | W]| \leq \sqrt{\frac{2a_1^2 b^2}{m} \left(\frac{I}{\delta} + \log \frac{2}{\delta} \right)}.$$

Thus with probability $1 - 2\delta$,

$$\sup_{h \in \mathcal{H}_W} \text{gen}_{\mathcal{D}}(h) \leq Y_W \leq 2\text{Rad}_{\mathcal{D}}(\ell \circ \mathcal{H}_W \circ S) + \frac{1}{\sqrt{m}} \sqrt{\frac{18a_1^2 b^2}{\delta} \left(I + \delta \log \frac{2}{\delta} \right)}.$$

Noting that ℓ is Lipschitz in its first argument, we apply Talagrand's contraction lemma (see e.g. Ledoux & Talagrand (2013); Shalev-Shwartz & Ben-David (2014)) to conclude the proof of Theorem 6. \square