

# Nonlinear electrodynamics for the vacuum of Dirac materials.

## Photon magnetic properties and radiation pressures

A. W. Romero Jorge,<sup>1,2,3,4,\*</sup> A. Pérez Martínez,<sup>1,†</sup> and E. Rodríguez Querts<sup>1,‡</sup>

<sup>1</sup>*Instituto de Cibernética, Matemática y Física (ICIMAF),*

*Calle E esq a 15 Vedado 10400 La Habana Cuba*

<sup>2</sup>*Frankfurt Institute for Advanced Studies,*

*Ruth Moufang Str. 1, 60438 Frankfurt, Germany*

<sup>3</sup>*Helmholtz Research Academy Hessen for FAIR (HFHF),*

*GSI Helmholtz Center for Heavy Ion Physics. Campus Frankfurt, 60438 Frankfurt, Germany*

<sup>4</sup>*Institut für Theoretische Physik, Johann Wolfgang Goethe University,*

*Max-von-Laue-Str. 1, 60438 Frankfurt, Germany*

(Dated: February 14, 2024)

We investigate the magnetic properties of photons propagating through Dirac materials in the presence of a magnetic field, taking into account both medium and vacuum contributions. The vacuum photon propagation properties are obtained through a second-order expansion of nonlinear Euler-Heisenberg electrodynamics considering Dirac material parameters (effective structure constant, band gap and Fermi velocity, respectively). Total magnetization and effective magnetic moment are obtained. Observables such as energy density, radiation pressure, and Poynting vector are getting by an average of components of the energy-momentum tensor. All these quantities are expressed in terms of Lagrangian derivatives and are valid for arbitrary values of the external magnetic field. The weak and strong field limits are recovered for all the quantities. We discuss some ideas of experiments that may contribute to testing in Dirac materials the phenomenology of the strong magnetic field in the Quantum Electrodynamics vacuum.

---

\* [adrian@icimaf.cu](mailto:adrian@icimaf.cu)/[aromerojorge@physik.uni-frankfurt.de](mailto:aromerojorge@physik.uni-frankfurt.de)

† [aurora@icimaf.cu](mailto:aurora@icimaf.cu)

‡ [elizabeth@icimaf.cu](mailto:elizabeth@icimaf.cu)

## I. INTRODUCTION

Maxwell's theory predicts that plane-polarized light propagates in a vacuum: empty space with the speed of light  $c$ . Quantum Electrodynamics (QED) has another picture of the vacuum, according to this theory, the vacuum is not really an empty space, but it is a "sea" of virtual electron-positron pairs whose negative energy states occupied and unoccupied the positive ones [1]. This picture can explain, how in the presence of an external magnetic field, the speed of light propagating parallel to the magnetic field remains  $c$  while if the propagation is perpendicular, light changes its plane of polarization. The resulting incoming wave splits in two polarized modes moving with different speeds (and frequencies). This phenomenon is a consequence of the interaction of the magnetic field with the virtual electron-positron pairs it is well-known as the Cotton-Mouton birefringence [2, 3].

Illuminated by the Quantum field theories vacuum concept becomes in the ground state of the theories, being for QED the virtual pairs of electron-positrons, and for Quantum Chromodynamics vacuum virtual quarks-antiquarks, etc. In summary, the shift from Maxwell's vacuum to Quantum Electrodynamics' dynamic 'sea' of virtual particle pairs redefines its conceptual meaning and trying to understand its properties and complexity.

The vacuum of QED in the presence of a strong electromagnetic field behaves as a medium, virtual pairs interact with magnetic fields. Thereby, the properties of light propagating in a QED-vacuum may be studied using the tools of non-linear optics, based on Maxwell's theory with all the magnitudes described in terms of a medium electric permittivity and magnetic permeability depending on the non-linear of the external electric and magnetic field<sup>1</sup>. Besides birefringences<sup>2</sup>, QED predicts other exotic properties, Casimir effect, vacuum instability (close to the critical field,  $E_c = \frac{m^2 c^3}{eh} = 1.3 \times 10^{18}$  V/m, electron-positron pairs creation appear [1, 5, 6]), anisotropy pressures, etc [7]. All these vacuum phenomenology predicted 90 years ago are still waiting for experimental confirmation.

Testing the vacuum properties of the QED requires large magnetic and/or electric fields. So far, there are technological barriers that limit the generation of high magnetic/electric fields in the laboratory. Magnetic fields achieved in laboratories do not exceed a few teslas ( $10^4$  G). For instance, vacuum birefringence, even when manifests for any strength of the magnetic field, at weak field limit, has a quadratic dependence of the ratio between magnetic

<sup>1</sup> Vacuum electric permittivity and magnetic permeability are related with the speed of light [4]

<sup>2</sup> In the presence of strong electric field the birefringence also appears, and it is called Kerr-birefringence

field  $B$  and the parameter  $\xi$ , i.e.,  $(B/\xi)^2$  with  $\xi = \frac{8\alpha^2}{45B_c}$  and  $B_c = \frac{m^2c^3}{eh}$  yielding a very tiny theoretical prediction of  $\Delta n_{theo} = 10^{-22}$ , turning into a challenge to measurement it. Precisely, the experiment Polarization of Vacuum with Laser (PVLAS) [8] constructed to pursue vacuum magnetic birefringence could not confirm the prediction, obtaining a higher bound  $\Delta n_{PVLAS} \sim 10^4 \Delta n_{theo}$ . PVLAS has blamed the axions, as responsible for the difference between experiment and theoretical results, and they concluded that there is new physics beyond QED.

But in the Universe, we can find entities like Neutron stars, whose magnetic fields are close to the critical field, and even more in the case of magnetars [9–11]. Short-time huge magnetic fields may also be found in heavy ion colliders, which can reach the order of  $10^{18}$  G [12]. In both scenarios, neutron stars and heavy ions colliders have reported indirect vacuum magnetic birefringence [10, 11]. The work [10] claims the first evidence of vacuum birefringence by measuring the degree and angle of polarization of the photons coming from the pulsar RX J1856.5-4 and comparing them with the theoretical results, but the uncertainties in their measurements are large enough to fully trust in this measurement.

These observations have boosted the search directly for the phenomenon based on other experimental setups. One plausible alternative is the design of experiments with scattering of the pulsating laser [13]. It is predictable that with the developed technology of lasers, in the near future, the power of lasers will reach an intensity around  $I \sim 10^{33} \text{ Wm}^{-2}$  that corresponds to an electric (magnetic) field close to the critical field, which may allow detection easier the effect of the birefringence of vacuum and/or to test the pair's creation from the vacuum.

Besides, another exciting and new alternative to probe vacuum properties would be experiments designed with Dirac materials due to their critical fields are  $E_c = \frac{\Delta^2}{ev_F} \sim 10^5 \text{ V/m}$ ,  $B_c = \frac{\Delta^2}{ev_F^2} \sim 10^4 \text{ G} = 1 \text{ T}$ , accessible to get in laboratories. A very hopeful work [14] has studied the contribution to the magnetization of the vacuum for three different Dirac materials and the possibility of testing in experiments.

Dirac materials, including Weyl metals, topological materials, and graphene are characterized by electrons that behave as relativistic fermions with a linear dispersion relation. This leads to unique optical, magnetic, and transport properties for these materials. The pioneer theoretical work of the Dirac materials is [15], but the boom of these materials only appeared with the amazing finding of graphene by Novoselov [16]. This experiment led to

an onrush of experimental and theoretical works to look for other similar materials and/or other properties and consequently, technological applications.

The discovery of Dirac materials has been gratifying news for the Quantum Field Theory because it has opened the window to test in top-table experiments, theories, and phenomena that would require a high scale of energies and expensive experiments in particle accelerators. Consequently, the tools of Quantum Field theory have been extended to condensed matter physics. On track of this direction the study of the photon propagation parallel to the external magnetic field for electron-positron plasma [17–19] was extended to the graphene-like system, and the study of Faraday and Quantum Hall effect [20–22]. The study was done using previous calculations [17–19] of the one-loop studies of 3D electron-positron plasma in a magnetized medium, doing a "dimensional reduction" to 2D and considering also the properties of the graphene-like systems.

In this paper we proceed similarly extrapolating to Dirac materials physics, the method and results of the study of photon propagation transverse to the external magnetic field. We use Euler Heisenberg (EH) non-linear electrodynamics to study the vacuum electron positron-plasma. In particular, we use an approximated version of EH Lagrangian which corresponds to an expansion up to second order on the photon field [23] in the limit of  $\omega \ll 2mc^2$ , where  $m$  is the electron mass. From this Lagrangian, we investigate the magnetic and dielectric properties of a photon traveling in the Dirac vacuum as well as the observables, energy densities and pressures, and Poynting vector, that result from the energy-momentum tensor. The properties of the medium Dirac materials are considered for the study of the contribution to total magnetization. We used previous calculations of magnetization of electron-positron plasma and we have translated them into the language of Dirac materials.

Concerning the treatment of the Dirac vacuum, our study has at least two novelties that deserve to be highlighted. The first one is that all properties of the photon are obtained in terms of the effective Lagrangian derivatives, so they can extend to other non-linear electrodynamics. Besides, the calculations are valid for arbitrary values of the magnetic field, making it possible to recover the weak and strong limits.

Our work is also important not only for the interest that awakens the magnetic properties of Dirac materials (including the vacuum properties) but also it eventually testing the properties of the strong field QED regime. As we have already commented, critical fields for the Dirac materials are experimentally reachable. Hence, these materials could imitate

the birefringence, anisotropic pressures, and other exotic properties of the vacuum of QED at the regime of the strong magnetic field.

The paper is organized as follows, in section I a brief overview of Dirac materials characteristics is illustrated. Section II we present the second order in the photon field of the Euler Heisenberg Lagrangian, in section III we present the solution of the Maxwell equation and dispersion equation of photon propagating in the vacuum Dirac. Section IV is devoted to studying the magnetic properties and magnetic moment of the photon. In section V the energy-momentum tensor is presented and the observables like energy density pressures and Poynting vector are obtained. Finally, we give a conclusion about the work and in the appendixes, some calculations are presented.

## II. A BRIEF OVERVIEW OF DIRAC MATERIALS CHARACTERISTICS

The crystalline structure of Dirac materials is characterized by a "Dirac points" or well, with a small band gap around them, the electrons behave like relativistic particles with free electrons as Dirac fermions exhibiting an extremely high Fermi speed, about  $10^6$  meters per second and electrons could be described by a linear relationship according to  $\epsilon \approx v_F p$  between the energy and momentum of its electrons in the conduction and valence band for low energies [14, 24]. Dirac materials with zero mass (gap) are known as Weyl fermions and the very well-known is graphene [25]. This one, a highly conductive material with no energy gap in its Dirac points ( $\Delta = 0$ ), it is distinguished from conventional semiconductors by its absence of this gap ( $\Delta \neq 0$ ), which limits its use in devices that require precise control of electron flow, such as transistors and diodes. Unlike semiconductors, which can turn current flow on and off by excitation and the relaxation of electrons between the valence band and the conduction band, graphene maintains a constant flow due to a lack of gap. This property makes graphene ideal for applications that demand high electrical conductivity, such as high-speed electronic devices [26], but limit their useful in controllable electronic components.

To deal with this limitation, graphene-derived structures have been developed, such as graphene "nanoribbon" or within a substrate, which can have controllable energy gaps and, therefore, be used in electronics applications [27–30]. These energy gaps can be controlled by manipulating the width of the graphene ribbon and introducing defects or doping, among

other factors. By employing these techniques, small energy gaps are observed, ranging approximately from 100 meV to 250 meV [27–31]. In our study, we consider a non-zero gap graphene energy with an energy gap of 100 meV [32].

Formally, graphene is not a 2D Dirac semimetal actually, with the top of the valence and bottom of the conduction band of a band insulator just touch, before gapping up again after band inversion, a graphene-like semimetallic state results. Besides, graphene and topological insulators which have 2D Dirac surface states, there are 3D semimetal with a Dirac point in the bulk 3D Brillouin zone linear dispersion in all three  $k$  directions. The theoretical prediction and the experimental proves in Bi-based materials did not take long [33–36]. These materials are also called (3D) Dirac semimetals.

Our study will be focused on these materials considering a simple model for them. We know that the crystal structure of these materials is sufficiently complicated with various nodes, but we consider in the first approximation that 1) all nodes are equal. On the other hand, the value of the energy gap of each material varies depending on the node and properties such as temperature, but 2) we assume an energy gap independent of all the parameters of the material, that is, a constant value of gap and 3) we neglect the contribution to magnetization due to material impurities. In Table 4.1 we listed these values for the materials of our interest. These values are based on experimental measurements or an average of gap values [14]. Each material will be defined only by its Fermi speed and its energy gap, so there can be several materials with the same characteristics. We are referring, for example, to the graphene-type material that has its Fermi speed and energy gap given, but it can be another material with the same characteristics.

With all these approximations, we will proceed to study the propagation of photons in 3D Dirac materials extrapolating the results of QED, to Dirac materials. It means shifting the values of the critical fields in Dirac materials are defined as [14] [24]

$$E_c(\Delta, v_F) = v_F B_c(\Delta, v_F) = \left( \frac{\Delta}{\alpha_D \lambda_D^3} \right)^{1/2} = \frac{\Delta^2}{e \hbar v_F}, \quad (1)$$

where the speed of light has been replaced by the Fermi velocity of the material ( $c \rightarrow v_F \approx 10^6$  m/s), the fine structure constant has been changed to an effective or Dirac fine structure constant ( $\alpha \rightarrow \alpha_D$ ) defined as  $\alpha_D = e^2/(\hbar v_F) \sim 1-4$ ,  $\lambda_D$  is the Dirac's Compton wavelength defined by  $\lambda_D = \hbar v_F/\Delta$ . Here  $\Delta$  is the band gap or energy gap of the material and is defined as  $\Delta = m^* m v_F^2$ , where  $m^* \sim 0.01 - 0.5$  is the effective mass of electrons and holes [14][24].

|                  | $\Delta(\text{meV})$ | $\alpha_D/\alpha$ | $B_c \text{ (T)}$ | $b \leq 3\pi/\alpha_D$ |
|------------------|----------------------|-------------------|-------------------|------------------------|
| QED              | $10^9$               | 1                 | $4.4 \times 10^9$ | 1291                   |
| $Pb_{1-x}Sn_xTe$ | 31.5                 | 580               | 5.6               | 2.22                   |
| $Bi_{1-x}Sb_x$   | 7.75                 | 188               | 0.036             | 6.86                   |
| $Ta_3As_4$       | 21                   | 357               | 0.95              | 3.61                   |
| graphene         | 100                  | 301               | 15.4              | 4.28                   |

Table I. Comparison of QED and four Dirac materials for different parameters like band gap ( $\Delta$ ), Dirac structure constant ( $\alpha_D$ ) over  $\alpha$ , critical magnetic field ( $B_c$ ), and bound of the dimensionless magnetic field imposed to ensure the validity of non-linear electrodynamics  $b = B/B_c$ . Some values of QED are listed as a reference and the Dirac materials:  $Pb_{1-x}Sn_xTe$  [14, 24, 37, 38],  $Bi_{1-x}Sb_x$  [14, 24, 38, 39],  $Ta_3As_4$  [14, 24, 40], and graphene[16, 21, 32].

Table I shows a comparison of QED and four materials that we use in our study: graphene, tantalum arsenide ( $Ta_3As_4$ ), bismuth antimony ( $Bi_{1-x}Sb_x$ ), and lead-tin-tellurium ( $Pb_{1-x}Sn_xTe$ ). Also, we have listed the maximum allowed values of the magnetic field for each material to get real corrections to phase velocity in the strong field limit  $v_f^2 = 1 - \frac{\alpha_D}{3\pi} \frac{B_e}{B_c} > 0$ . This bound ensures the validity of one-loop approximation and the effective non-linear electrodynamics[41].

### III. NLED FOR DIRAC MATERIALS, LAGRANGIAN

The Lagrangian of QED in the presence of an electromagnetic field is given by the expression

$$\mathcal{L}(\bar{\psi}, \psi, A_\mu) = \bar{\psi}(\not{\partial} - e\not{A}_\mu - m)\psi + \frac{1}{4}F_{\mu\nu}F^{\mu\nu} \quad (2)$$

where  $\bar{\psi}$ ,  $\psi$  are the fermion spinors,  $\not{\partial} = \gamma^\nu \partial_\nu$ ,  $\not{A}_\mu = \gamma^\mu A_\mu$ ,  $\gamma_\mu$  are the Dirac matrices,  $A_\mu$  is the cuatri-potential vector of the electromagnetic field and  $F_{\mu\nu}$  is the electromagnetic tensor.

If we integrate the electron contribution to the phase amplitude we define the amplitude as  $Z = \int \mathcal{D}A_\mu e^{i \int d^4x \mathcal{L}_{eff}(A_\mu)}$  and all orders of the one-loop approximation of the photon-photon interaction processes are enclosed in the so-called Heisenberg-Euler Lagrangian den-

sity [1][42],

$$\begin{aligned} \mathcal{L}^{EH} = & -\mathcal{F} - \frac{1}{8\pi^2} \int_0^{i\infty} \frac{ds}{s^3} e^{-m^2 s} \\ & \times \left[ (es)^2 \tilde{a} \tilde{b} \coth(e\tilde{a}s) \cot(e\tilde{b}s) - \frac{(es)^2}{3} (\tilde{a}^2 - \tilde{b}^2) - 1 \right], \end{aligned} \quad (3)$$

which is gauge invariant and finite after renormalization (see appendix in [6, 43]) where  $\tilde{a} = \left[ (\mathcal{F}^2 + \mathcal{G}^2)^{1/2} + \mathcal{F} \right]^{1/2}$  y  $\tilde{b} = \left[ (\mathcal{F}^2 + \mathcal{G}^2)^{1/2} - \mathcal{F} \right]^{1/2}$ ,  $e$  and  $m$  are the electron charge and mass respectively.  $\mathcal{F}, \mathcal{G}$  are secular invariants derived from the gauge and Lorentz invariants of the generic electromagnetic fields  $(\mathbf{E}, \mathbf{B})$  defined as

$$\mathcal{F} = \frac{1}{4} F^{\mu\nu} F_{\mu\nu} = \frac{1}{2} (-\epsilon_0 E^2 + \frac{B^2}{\mu_0}), \quad (4)$$

$$\mathcal{G} = \frac{1}{4} F^{\mu\nu} \tilde{F}_{\mu\nu} = \sqrt{\frac{\epsilon_0}{\mu_0}} (-\mathbf{E} \cdot \mathbf{B}), \quad (5)$$

where  $\mu_0$  and  $\epsilon_0$  are electrical permittivity and magnetic permeability. Along the paper, by simplicity, we take  $\mu_0 = \epsilon_0 = 1$ .  $E_i$  and  $B_i$  are the components of electromagnetic tensors defined as  $E_i = F_{0i}$ ,  $B_i = -\frac{1}{2} \epsilon_{ijk} F^{jk}$  with  $i = 1, 2, 3$ ,  $\tilde{F}^{\mu\nu} = \epsilon^{\mu\nu\alpha\beta} F_{\alpha\beta}/2$  is the dual tensor, and  $\epsilon^{\mu\nu\alpha}$  and  $\epsilon^{\mu\nu\alpha\beta}$  are the totally antisymmetric Levi-Civita tensors of rank 3 and 4, respectively. We consider only the presence of an external magnetic field, which means that  $\mathcal{F} = B^2/2$  and  $\mathcal{G} = 0$  ( $E_e = 0$ ).

As we are interested in studying the photon propagation transverse to a constant external magnetic field using the EH non-linear electrodynamics we use the prescription introduced in [23] for potential fields and electromagnetic tensor. We assume that  $A_\mu = A_\mu^{ext} + a_\mu$ , where  $a_\mu$  is the cuatri-potential of the photon and  $A_\mu^{ext}$ , is the potential associated with the external and constant magnetic field  $\mathbf{B}_e$ . The electromagnetic field tensor becomes in  $\mathcal{F}_{\mu\nu} = f_{\mu\nu} + \mathcal{F}_{\mu\nu}^B$ ,  $f_{\mu\nu} = \partial^\mu a^\nu - \partial^\nu a^\mu$ , with  $\mathcal{F}_{\mu\nu}^B = \partial^\mu A^{ext,\nu} - \partial^\nu A^{ext,\mu}$  and  $\mathbf{B}_{tot} = \mathbf{B}_e + \mathbf{B}_w$  and  $\mathbf{E} = \mathbf{E}_w$ . Then, an expansion of the EH Lagrangian up to the second order of the photon field can be done (see details for NLED for QED in [23]). The coefficients of the expansion are Lagrangian derivatives function of the external magnetic field  $\mathcal{L}_{\mathcal{F}} = \frac{\partial \mathcal{L}}{\partial \mathcal{F}}|_{f=0}$ ,  $\mathcal{L}_{\mathcal{F}\mathcal{F}} = \frac{\partial^2 \mathcal{L}}{\partial \mathcal{F}^2}|_{f=0}$  and  $\mathcal{L}_{\mathcal{G}\mathcal{G}} = \frac{\partial^2 \mathcal{L}}{\partial \mathcal{G}^2}|_{f=0}$  (details of calculation can be seen in [23]-[41]).

This procedure can be adapted to study the propagation of photons in Dirac materials in the presence of the external magnetic field. In that case, the effective Lagrangian of a photon interacting with the magnetic field would take the form

$$\mathcal{L}_D^{(ph-B)} = -\frac{1}{4} (1 - \mathcal{L}_{\mathcal{F}}) f^{\mu\nu} f_{\mu\nu} + \frac{\mathcal{L}_{\mathcal{F}\mathcal{F}}}{8} (f^{\mu\nu} F_{\mu\nu})^2 + \frac{\mathcal{L}_{\mathcal{G}\mathcal{G}}}{8} (f^{\mu\nu} \tilde{F}_{\mu\nu})^2, \quad (6)$$



where  $\mathcal{L}^{(\text{ph-B}_e)}$  only contains information about the interaction of photons with magnetic fields, and we have neglected quartic terms related to photon and magnetic field self-interaction [23].

Writing the effective Lagrangian in terms of the photon fields ( $\mathbf{E}_w$ ,  $\mathbf{B}_w$ ) it has the expression

$$\mathcal{L}_D^{(\text{ph-B})} = \frac{(1 - \mathcal{L}_{\mathcal{F}})}{2}(E_w^2 - B_w^2) + \frac{\mathcal{L}_{\mathcal{F}\mathcal{F}}}{2}(\mathbf{B}_e \cdot \mathbf{B}_w)^2 + \frac{\mathcal{L}_{\mathcal{G}\mathcal{G}}}{2}(\mathbf{B}_e \cdot \mathbf{E}_w)^2. \quad (7)$$

In the limit  $E \rightarrow 0$ , i.e.  $\tilde{b} \rightarrow 0$  the scalars  $\mathcal{L}_{\mathcal{F}}$ ,  $\mathcal{L}_{\mathcal{F}\mathcal{F}}$ , and  $\mathcal{L}_{\mathcal{G}\mathcal{G}}$  becomes in regularized integrals dependent on arbitrary values of the external magnetic field [23, 41, 44, 45]. They are quantum corrections proportional to fine structure constant  $\alpha_D$ . Their explicit forms are

$$\begin{aligned} \mathcal{L}_{\mathcal{F}} &= \frac{\partial \mathcal{L}^{EH}}{\partial \mathcal{F}} = -\frac{\alpha_D}{2\pi\mu_0} \left( \frac{1}{3} + 2h_D^2 - 8\zeta'(-1, h_D) + 4h_D \ln \Gamma(h_D) - 2h_D \ln h_D + \frac{2}{3} \ln h_D - 2h_D \ln 2\pi \right), \\ \mathcal{L}_{\mathcal{F}\mathcal{F}} &= \frac{\partial^2 \mathcal{L}^{EH}}{\partial^2 \mathcal{F}} = \frac{\alpha_D}{2\pi\mu_0 B^2} \left( \frac{2}{3} + 4h_D^2 \psi(1 + h_D) - 2h_D - 4h_D^2 - 4h_D \ln \Gamma(h_D) + 2h_D \ln 2\pi - 2h_D \ln h_D \right), \\ \mathcal{L}_{\mathcal{G}\mathcal{G}} &= \frac{\partial^2 \mathcal{L}^{EH}}{\partial^2 \mathcal{G}} = \frac{\alpha_D}{2\pi\mu_0 B^2} \left( -\frac{1}{3} - \frac{2}{3} (\psi(1 + h_D) - 2h_D^2 + (3h_D)^{-1}) + 8\zeta'(-1, h_D) \right. \\ &\quad \left. - 4h_D \ln \Gamma(h_D) + 2h_D \ln 2\pi + 2h_D \ln h_D \right), \end{aligned} \quad (8)$$

where  $h_D = \frac{B_c}{2B_e}$ ,  $\psi$  denotes the PolyGamma function (first derivative of  $\ln \Gamma$ ) and  $\zeta'$  is the first derivative of the Hurwitz zeta function with respect to the first argument.

Let us remark that all this treatment used for transverse propagation photons to the constant magnetic field can be straightforwardly extended to the study of photon propagation in a pure background electric field and/or in the background of an orthogonal electric and magnetic field, with  $h_D \rightarrow \frac{m^2}{2e\sqrt{2\mathcal{F}}}$ .

#### IV. DISPERSION EQUATION OF PHOTON PROPAGATING IN A DIRAC VACUUM

Let us study the motion equation and the dispersion equation of the photon using the minimum action principle over the Lagrangian (6). The modified Maxwell equation in terms of constitutive vectors  $\mathbf{D}_w$  and  $\mathbf{H}_w$  are

$$\frac{\partial \mathbf{D}_w}{\partial t} = -\nabla \times \mathbf{H}_w, \quad \nabla \cdot \mathbf{D}_w = 0, \quad (9)$$

with

$$D_{w,i} = \frac{\partial}{\partial E_{w,i}}[\mathcal{L}^{(\text{ph-B})}] = \epsilon_{ij}E_{w,j} = E_{w,i} + P_{w,i}, \quad (10)$$

$$H_{w,i} = -\frac{\partial}{\partial B_{w,i}}[\mathcal{L}^{(\text{ph-B})}] = (\mu^{-1})_{ij}B_{w,j} = B_{w,i} - M_{w,i}, \quad (11)$$

and a second pair for  $\mathbf{E}_w$  and  $\mathbf{B}_w$

$$\nabla \cdot \mathbf{B}_w = 0, \quad \frac{\partial \mathbf{B}_w}{\partial t} = -\nabla \times \mathbf{E}_w, \quad (12)$$

with  $i = 1, 2, 3$ . Similar to an optical medium,  $\mathbf{P}_w$  and  $\mathbf{M}_w$  are the resulting polarization and magnetization of the photon probe due to the magnetized vacuum. Note that the presence of an arbitrary strength external magnetic field will impact not only the electric permittivity and magnetic permeability tensors,  $\epsilon(B)$  and  $\mu^{-1}(B)$ , but also Maxwell equation solutions for the photon fields in  $\mathbf{D}_w$  and  $\mathbf{H}_w$  thus affecting its propagation in a magnetized vacuum with explicit expressions for the  $\epsilon$  and  $\mu^{-1}$ . They can be obtained in terms of Lagrangian derivatives as

$$\epsilon_{\perp} = \mu_{\perp} = 1 - \mathcal{L}_{\mathcal{F}}, \quad \epsilon_{\parallel} = (1 - \mathcal{L}_{\mathcal{F}} + 2\mathcal{F}\mathcal{L}_{\mathcal{GG}}), \quad (13)$$

$$\mu_{\parallel} = (1 - \mathcal{L}_{\mathcal{F}} - 2\mathcal{F}\mathcal{L}_{\mathcal{FF}}), \quad (14)$$

Considering the photon propagation in  $\hat{\mathbf{y}}$ -direction of a plane wave as  $\mathbf{E}_w = \mathbf{E}_0 e^{-i(\mathbf{k}_{\perp} \cdot \mathbf{y} - \omega t)}$ , from the Maxwell equations we can obtain the dispersion equation of photon as

$$(\epsilon_{ijk}\epsilon_{lab}k_j(\mu^{-1})_{kl}k_a + \omega^2\epsilon_{ib})E_{wb} = 0, \quad (15)$$

where  $i, j, k, a, b, l = 1, 2, 3$ . The solution of Eq. (15) describes two physical transverse polarization modes of the photon field, mode (2) where the  $E_w \parallel B_e$  and mode (3)  $B_w \parallel B_e$ . The dispersion relation for each mode has the form

$$\omega^{(2)} \simeq |\mathbf{k}_{\perp}| \left(1 - \frac{\mathcal{L}_{\mathcal{GG}}B_e^2}{2}\right), \quad \omega^{(3)} \simeq |\mathbf{k}_{\perp}| \left(1 - \frac{\mathcal{L}_{\mathcal{FF}}B_e^2}{2}\right), \quad (16)$$

in agreement with [46–48]. The appearance of Cotton-Mouton birefringence [2] brings the existence of two refraction indexes associated with the two different polarization modes:  $n_{\parallel}$  for mode (2) and  $n_{\perp}$  for mode (3).

$$n_{\parallel, \perp} = \frac{|\mathbf{k}_{\perp}|}{\omega^{(2,3)}} = \sqrt{\frac{\epsilon_{\parallel, \perp}}{\mu_{\perp, \parallel}}}. \quad (17)$$

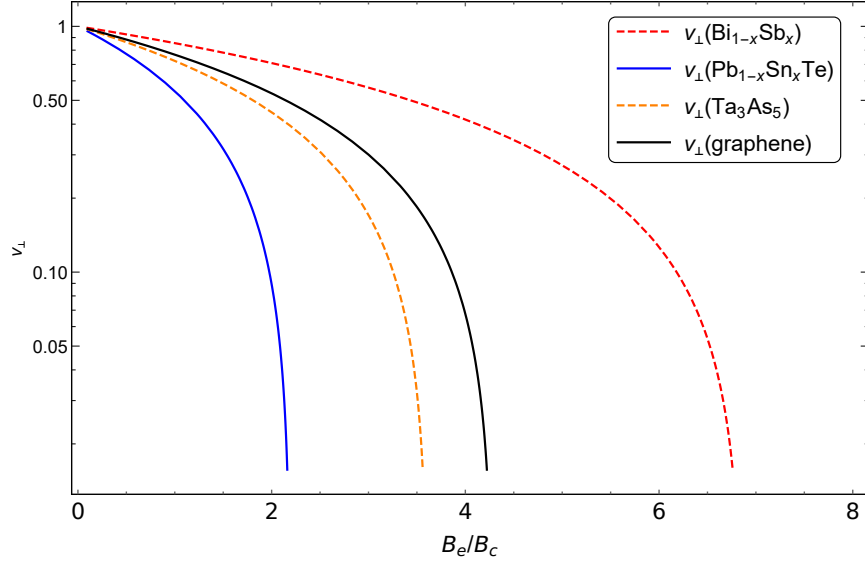


Figure 1. Phase velocity for the second mode of propagation of the photon as a function of the dimensionless magnetic field for a strong field limit. The non-linear effect decreases the phase velocity with the  $B_e$  increase. We have plotted curves for four Dirac materials:  $Bi_{1-x}Sb_x$  (Dashed Red), graphene (Blue),  $Ta_3As_5$  (Dashed Orange), and  $Pb_{1-x}Sn_xTe$  (Black). As we can see the lowest velocity is obtained for  $Pb_{1-x}Sn_xTe$  due to its effective fine structure constant is the highest.

The difference between the refraction index  $\Delta n = n_{\parallel} - n_{\perp}$  takes the form

$$\Delta n = \frac{(\mathcal{L}_{\mathcal{G}\mathcal{G}} - \mathcal{L}_{\mathcal{F}\mathcal{F}})B_e^2}{2}. \quad (18)$$

In the weak field limit, it is reduced to  $\Delta n_{CM}^{WF} = 3/4\xi_D B_e^2$ , instead of the strong limit  $\Delta n_{CM}^{SF} = \frac{\alpha_D}{3\pi}(\frac{B_e}{B_c} - 1)$ . Since the phase velocity  $v_{\parallel,\perp} = 1/n_{\parallel,\perp}$ , in the strong field limit the condition,  $v_{\parallel}^{SF} = 1 - \frac{\alpha_D}{3\pi}(\frac{B_e}{B_c}) > 0$  fixes the validity of one-loop approximation up to values of the magnetic field [41]  $b \equiv B_e/B_c \leq 3\pi/\alpha_D$ .

The phase velocity as a function of the magnetic field is plotted for a second mode for four Dirac materials in (1). We have depicted curves for  $Bi_{1-x}Sb_x$ , graphene,  $Ta_3As_5$ , and  $Pb_{1-x}Sn_xTe$ . The graphic shows that  $Pb_{1-x}Sn_xTe$  with the high effective fine structure constant has the lowest velocity.

The dispersion equation in weak magnetic field limit [23, 46, 49, 50] is obtained as

$$\omega^{WF,(2)} \simeq |\mathbf{k}_{\perp}| \left(1 - \frac{7}{4}\xi_D B_e^2\right), \quad \omega^{WF,(3)} \simeq |\mathbf{k}_{\perp}| (1 - \xi_D B_e^2), \quad (19)$$

while for strong magnetic field limit, the result is

$$\omega^{SF,(2)} \simeq |\mathbf{k}_\perp| \left(1 - \frac{\alpha_D}{3\pi} \frac{B_e}{B_c}\right), \quad \omega^{SF,(3)} \simeq |\mathbf{k}_\perp| \left(1 - \frac{\alpha_D}{3\pi}\right). \quad (20)$$

## V. MAGNETIC PROPERTIES OF PHOTON PROPAGATION IN DIRAC MATERIALS. MAGNETIZATION

We devote this section to studying the magnetic properties of the Dirac materials considering the contribution of the photon propagating in the material in the presence of the magnetic field. We start from the grand partition function defined as  $Z = Tr\{e^{kT(H-\mu N)}\}$ , where  $k$  is the Boltzmann constant,  $T$  is the temperature,  $H$  is the Hamiltonian,  $\mu$  is the chemical potential, and  $N$  is the number of particle density. The partition function in the path integral language corresponds to  $Z = \int \mathcal{D}\bar{\psi}\psi e^{ikT \int_0^1 d\tau \int d^3x \mathcal{L}(A_\mu, \psi)}$ , where we use euclidean space-time with  $\tau = it$  a variable in the interval  $0, kT$ .

In one-loop approximation, the thermodynamical potential of the electron-positron plasma in the presence of an electromagnetic field reads as,

$$\Omega = kT Tr\{\ln Z\} = ikT \ln \det \{G^{-1}(x, x')\}, \quad (21)$$

where  $G^{-1}$  is the inverse of the Green function of electrons in the presence of the electromagnetic field. As we show in the appendix, we can separate from the total thermodynamical potential the vacuum, dependent only on the electromagnetic field, and the medium contribution dependent on temperature, chemical potential, and magnetic field, allowing the study separately both contributions as

$$\Omega = \Omega_{vac} + \Omega_{med}, \quad (22)$$

where  $\Omega_{vac}$ , after renormalization (see appendix A) is just the Euler-Heisenberg effective Lagrangian Eq. (3). Using its approximation up to second order of the photon field in vacuum Dirac material the effective potential writes as

$$\Omega_D^{(ph-B)} \equiv \left\langle \frac{(1 - \mathcal{L}_{\mathcal{F}})}{2} (E_w^2 - B_w^2) + \frac{\mathcal{L}_{\mathcal{FF}}}{2} (\mathbf{B}_e \cdot \mathbf{B}_w)^2 + \frac{\mathcal{L}_{GG}}{2} (\mathbf{B}_e \cdot \mathbf{E}_w)^2 \right\rangle, \quad (23)$$

where  $\langle \dots \rangle \equiv \int d^3x$  denotes the average over coordinates of the photon fields.

In turn,  $\Omega_{med}$  is the thermodynamical potential of the electrons-hole Dirac material plasma [21] and its explicit form before the integrate over the  $p_3$  momentum component

$$\Omega_{med} = -\Omega_0 \sum_n a_n B_e \int dp_3 \ln(1 + e^{(\epsilon_n - \mu)\beta})(1 + e^{(\epsilon_n + \mu)\beta}), \quad (24)$$

where  $\Omega_0 = e\Delta^2/(4\pi^2)$  and  $\epsilon_n^2 = p_3^2 v_F^2 + \Delta^2 + 2eB_e n v_F$ , with  $n$  the Landau levels.

Usually, when we study electron-positron plasma in the presence of a magnetic field, the vacuum contribution is ignored because it is relevant close to the critical field. However, for Dirac materials, the critical fields are reachable in laboratories, so studying the relevance and the presence of this contribution is very timely for backing up the QED vacuum properties.

Thereby we will calculate the total magnetization of the Dirac material considering the photon and medium contribution. The photon magnetization reads as  $\mathcal{M}^{ph-B_e}(B_e) = -\frac{\partial \Omega^{(ph-B)}}{\partial B_e}$  and it has the form

$$\mathcal{M}^{ph-B_e} = \langle \mathcal{L}_{\mathcal{GG}}(\mathbf{E}_w \cdot \mathbf{B}_e) \mathbf{E}_{w,3} + \mathcal{L}_{\mathcal{FF}}(\mathbf{B}_w \cdot \mathbf{B}_e) \mathbf{B}_{w,3} \rangle, \quad (25)$$

it depends on the polarization mode, which is positive for both modes, behaving the vacuum as a paramagnetic "medium". The magnetization for each mode in the weak and strong

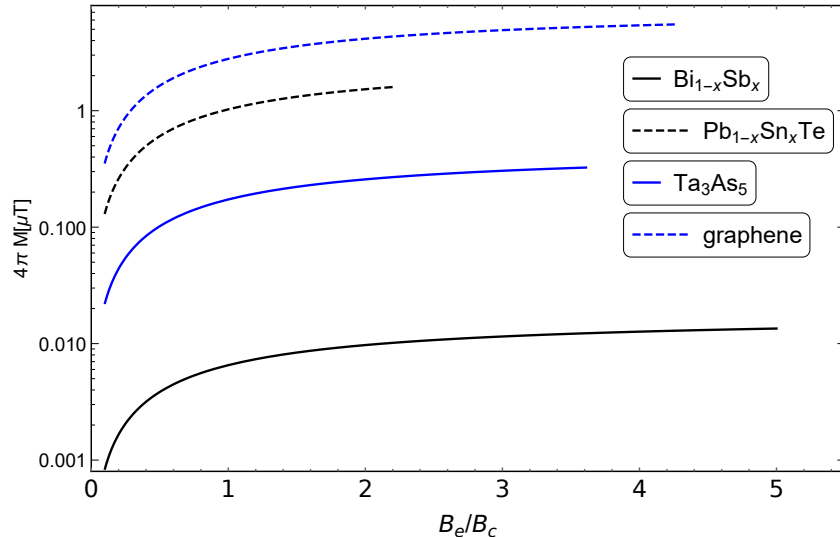


Figure 2. Magnetization of the vacuum as a function of external magnetic field strength over the critical field for each Dirac Material:  $Bi_{1-x}Sb_x$ ,  $Pb_{1-x}Sn_xTe$ ,  $Ta_3As_4$ , and graphene. The value of  $E_w$  is normalized using the electrical critical field,  $E_w/E_c = 0.3$  used in [14] and  $E_w \approx B_w$ . The curves are plotted up to the maximum value of the magnetic field according to Table I.

limit [23] has the form

$$\mathcal{M}_{\parallel}^{(2),WF} = \frac{7\xi_D}{2} B_e \langle E_w^2 \rangle \hat{z}, \quad \mathcal{M}_{\parallel}^{(3),WF} = 2\xi_D B_e \langle B_w^2 \rangle \hat{z}, \quad (26)$$

$$\mathcal{M}_{\parallel}^{(2),SF} = \frac{\alpha_D}{3\pi} \frac{\langle E_w^2 \rangle}{B_c} \hat{z}, \quad \mathcal{M}_{\parallel}^{(3),SF} = \frac{\alpha_D}{3\pi} \frac{\langle B_w^2 \rangle}{B_e} \hat{z}. \quad (27)$$

Note, that in [14] the weak field is delt for the external magnetic and electric field. In that case mode (3) becomes diamagnetic while, mode (2) continues being positive.

To get electron magnetization we will consider the thermodynamical potential in the approximation of the degenerate electron gas, ( $T \ll \mu$ ) due to typical experimental temperatures of the Dirac materials being around 10 K < 1 meV [38, 40] and electron densities are high, with chemical potentials around  $10^2$  meV. Then,  $\Omega_{med}(\mu, B_e)$  [51] reads as

$$\Omega_{med}(\mu, B_e) = -\Omega_0 \sum_n^{n_\mu} a_n B_e \left( \mu' p'_f - \left( 1 + 2n \frac{B_e}{B_c} \right) \ln \left( \frac{\mu + p_f}{\Delta_n} \right) \right), \quad (28)$$

where  $\mu' = \mu/\Delta$ ,  $p'_f = p_f/\Delta$ ,  $\Delta_n^2 = \Delta^2 + 2eB_env_F$ ,  $p_f = 1/v_F \sqrt{\mu^2 - \Delta_n^2}$  is the Fermi momentum and  $n_\mu$  is the maximum number of Landau levels taken from the integer part of  $n_\mu = \frac{\mu^2 - \Delta^2}{2eB_e}$ .

The magnetization  $\mathcal{M}^{med} = -\frac{\partial \Omega}{\partial B_e}$ , yields

$$\mathcal{M}^{med} = \Omega_0 \sum_n^{n_\mu} a_n \left( \mu' p'_f - \left( 1 + 4n \frac{B_e}{B_c} \right) \ln \left( \frac{\mu + p_f}{\Delta_n} \right) \right). \quad (29)$$

To illustrate the behavior of the magnetization for Dirac materials  $Bi_{1-x}Sb_x$ ,  $Pb_{1-x}Sn_xTe$ ,  $Ta_3As_4$ , and graphene, we have plotted it as a function of the magnetic field and the chemical potential in Fig (3). We can appreciate similar paramagnetic behavior for all Dirac materials, and the Hass-van Alphen effect due to the quantization on Landau levels. One notes that magnetization increases with the gap and it tends to a constant value when the magnetic field reaches the corresponding critical field for each material. The magnetization is strongly dependent on the increase of the chemical potential. The magnetization of each material depends on the band gap and Fermi velocity as a consequence of our simple model but also depends on other geometrical factors and chemical composition that we do not consider.

Note in both figures the oscillations (characteristic behavior of magnetized quantum gases) that are due to the so-called Hass-van Alphen effect associated with the transitions of fermions between Landau levels.

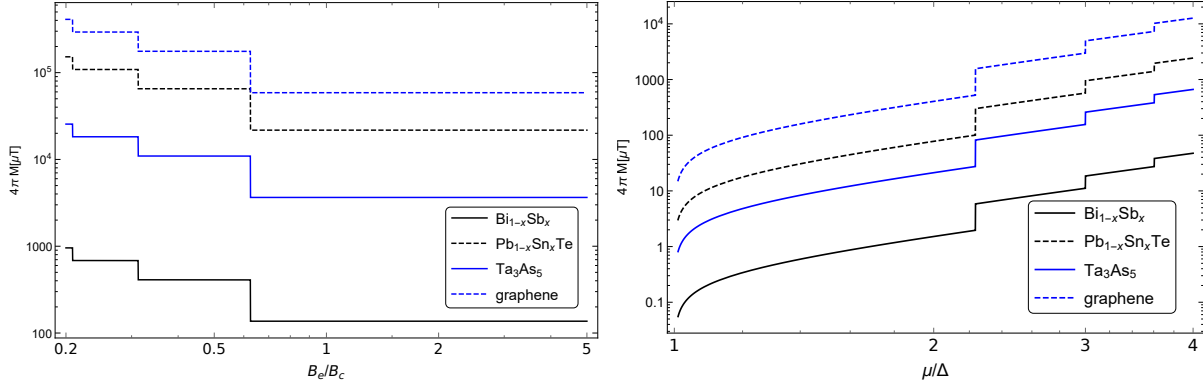


Figure 3. (Left) Magnetization of the medium as the dimensionless magnetic field  $b$  for a fix value of  $\mu/\Delta = 1.5$ . (Right) Magnetization of the medium versus dimensionless chemical potential  $\mu/\Delta$  for a fixed value of the dimensionless magnetic field  $B_e/B_c = 2$ . In both figures have been depicted the magnetization for studied Dirac materials:  $Bi_{1-x}Sb_x$ ,  $Pb_{1-x}Sn_xTe$ ,  $Ta_3As_4$ , and graphene.

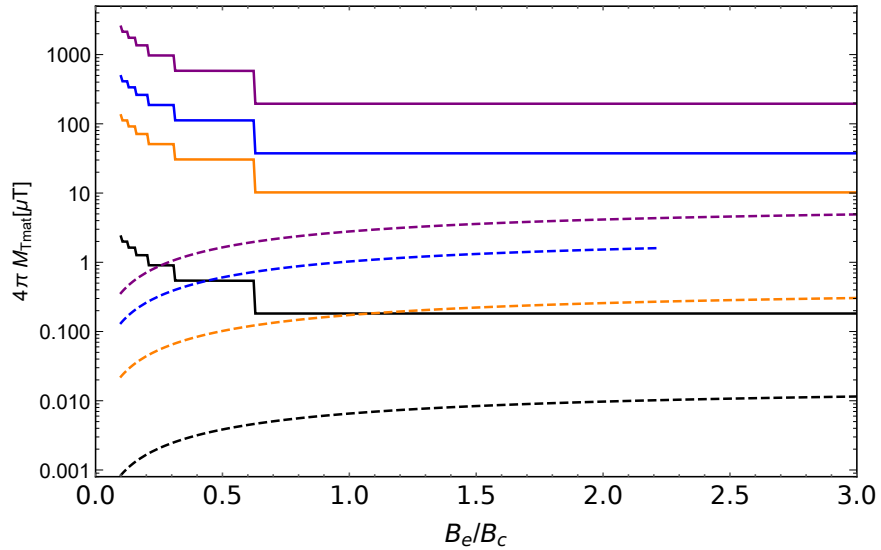


Figure 4. Second mode (2) magnetization for vacuum ( $M^{vac}$ ) and medium ( $M^{med}$ ) as a function of the external magnetic field normalized to the critical magnetic field of each material. We used  $\mu/\Delta = 1.5$  for  $Bi_{1-x}Sb_x$  (Black),  $Pb_{1-x}Sn_xTe$  (Purple),  $Ta_3As_4$  (Orange), and graphene (Blue). Continue colors represent the medium magnetization, while the discontinue lines represent the vacuum magnetization.

Let's compare the vacuum and medium magnetization showing in Fig (4) the magnetization for vacuum ( $M^{vac}$ ) and medium ( $M^{med}$ ) of the materials  $Bi_{1-x}Sb_x$ ,  $Pb_{1-x}Sn_xTe$ ,

$Ta_3As_4$ , and graphene, as a function of the magnetic field. Obviously, we can see that the leading contribution to the magnetization comes from electrons for each material. Depending on the Dirac material parameters this magnetization is 2 or 3 orders higher than the corresponding photon or vacuum one (Fig. 2). The contribution of the vacuum to the total magnetization is very low at the weak magnetic field scale however, at high values of the magnetic field this magnetization increases becoming almost constant.

## VI. EFFECTIVE PHOTON MAGNETIC MOMENT

Let us study the effective magnetic moment of a photon probe propagating in a magnetized Dirac vacuum defined from the variation of the magnetic energy of the vacuum with respect to the magnetic field. We translate to Dirac material language the results obtained in [23] The explicit expression for the two modes  $|\boldsymbol{\mu}_{ph}^{(2,3)}|$  reads as

$$|\boldsymbol{\mu}_{ph}^{(2)}| = \frac{\alpha_D}{16\pi} \frac{1}{b^3} \left\{ 3 - 12\zeta^{(1,1)} \left( -1, \frac{1}{2b} \right) + 3\psi \left( \frac{1}{2b} \right) \right\} + b \left[ -3 + \log \Gamma \left( \frac{1}{2b} \right) \left( \frac{\pi}{b} \right)^2 + \psi^{(1)} \left( 1 + \frac{1}{2b} \right) + 2b^2 \right] \frac{|\mathbf{k}_\perp|}{B_c}, \quad (30)$$

$$|\boldsymbol{\mu}_{ph}^{(3)}| = \frac{\alpha_D}{8\pi} \frac{1}{b^4} \left\{ -\psi^{(1)} \left( 1 + \frac{1}{2b} \right) + b \left[ 4 - 4\psi \left( 1 + \frac{1}{2b} \right) + 2\psi \left( \frac{1}{2b} \right) \right] + b^2 \left[ 4 - 2\log(2\pi) + 4\log \left( \Gamma \left( \frac{1}{2b} \right) \left( \frac{\pi}{b} \right)^{1/2} \right) \right] \right\} \frac{|\mathbf{k}_\perp|}{B_c}, \quad (31)$$

$\psi^{(1)} = \partial_h \psi[h]$  being  $\psi$  the PolyGamma or Digamma function, (first derivative of  $\ln \Gamma$ ).  $\zeta^{(1,1)}[s, h] = \partial_h \zeta'$  with  $\zeta' = \partial_s \zeta[s, h]$  and  $\zeta[s, h]$  is the Hurwitz zeta function [52]. Considering the form of  $\psi$  and  $\zeta'$  in weak and strong field limits (see details in [23]). For modes (2) and (3) yields  $|\mu_{ph}^{WF(2)}| = \frac{\alpha}{4\pi} \frac{28}{45} \frac{B_e}{B_c^2} |\mathbf{k}_\perp|$  and  $|\mu_{ph}^{WF(3)}| = \frac{4}{7} |\mu_{ph}^{WF(2)}|$ . While for strong field limit, only mode (2) contributes to the effective magnetic moment and it goes to a constant value,  $|\mu_{ph}^{SF(2)}| = \frac{\alpha_D}{3\pi} \frac{\langle E_w^2 \rangle}{B_c}$  and  $|\mu_{ph}^{SF(3)}| = 0$ . Note that the effective photon magnetic moment  $|\mu_{ph}^{SF(2)}|$  is a decimal of the electron magnetic moment, contrasting to the QED value, which is two orders lower.

In Fig. (5) left we plot the photon effective magnetic moment as a function of  $b$  for light polarization modes (2) and (3) of Dirac materials. For comparison, we have depicted the



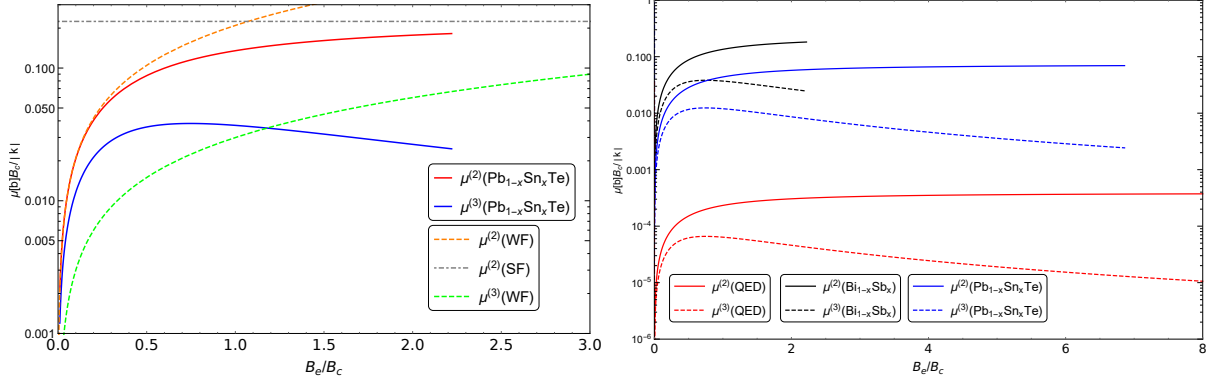


Figure 5. Photon effective magnetic moment as a function of magnetic field strength and  $B_e/B_c$ . The left figure shows the magnetic moment for two Dirac materials:  $\text{Pb}_{1-x}\text{Sn}_x\text{Te}$  (red) and  $\text{Bi}_{1-x}\text{Sb}_x$  (blue). In black we have plotted the corresponding one for QED for both modes. For each case, the modes (2) and (3) are depicted with continuous and dashed lines. The right figure shows for  $\text{Pb}_{1-x}\text{Sn}_x\text{Te}$  the comparison of the magnetic moment for an arbitrary value of the magnetic field with the corresponding two limits weak (orange and green) and strong (gray) field limits for both modes respectively.

magnetic moment for light propagating in a magnetized vacuum of QED. One can see that for the Dirac material, the effective magnetic moment for  $\text{Pb}_{1-x}\text{Sn}_x\text{Te}$  is one order below the QED magnetic moment while for  $\text{Bi}_{1-x}\text{Sb}_x$  is 3 orders lower than the value of QED. In the right side of fig. (5) we plot for  $\text{Pb}_{1-x}\text{Sn}_x\text{Te}$  the effective magnetic moment considering the results for arbitrary values of the magnetic field as well as we have plotted it for weak and strong limit for both modes. Then, for a magnetic field  $B_e \gtrsim 2B_c$  the effective magnetic moment of photons polarized on mode (2) tends asymptotically to a constant value [53]-[54]-[46]. Mode (3) slowly decreases with the magnetic field strength, being zero its strong field limit value.

## VII. PHOTON ENERGY-MOMENTUM TENSOR: ENERGY DENSITY, POINTING VECTOR AND RADIATION PRESSURES

In [23] we widely discussed the EMT calculated by the Hilbert method from the effective Lagrangian Eq. (7). The resulting EMT is symmetric, gauge invariant, and conserved.

Extrapolating its form to Dirac material yields

$$\begin{aligned}
t^{\gamma\rho} = & (1 - \mathcal{L}_{\mathcal{F}})f_{\lambda}^{\gamma}f^{\lambda\rho} + \frac{\mathcal{L}_{\mathcal{F}\mathcal{F}}}{2}f^{\mu\nu}F_{\mu\nu}(F^{\gamma\alpha}f_{\alpha}^{\rho} + F^{\rho\alpha}f_{\alpha}^{\gamma}) \\
& + \frac{\mathcal{L}_{\mathcal{G}\mathcal{G}}}{2}f^{\mu\nu}\tilde{F}_{\mu\nu}(\tilde{F}^{\gamma\alpha}f_{\alpha}^{\rho} + \tilde{F}^{\rho\alpha}f_{\alpha}^{\gamma}) + \frac{\eta^{\gamma\rho}}{4}((1 - \mathcal{L}_{\mathcal{F}})f_{\mu\nu}f^{\mu\nu} \\
& + \frac{\mathcal{L}_{\mathcal{F}\mathcal{F}}}{2}f^{\mu\nu}F_{\mu\nu}f^{\alpha\beta}F_{\alpha\beta} + \frac{\mathcal{L}_{\mathcal{G}\mathcal{G}}}{2}f^{\mu\nu}\tilde{F}_{\mu\nu}f^{\alpha\beta}\tilde{F}_{\alpha\beta}) \\
& + \mathcal{L}_{\mathcal{F}}(F^{\gamma\alpha}f_{\alpha}^{\rho} + F^{\rho\alpha}f_{\alpha}^{\gamma}) + \frac{\eta^{\gamma\rho}}{2}\mathcal{L}_{\mathcal{F}}f^{\mu\nu}F_{\mu\nu}.
\end{aligned} \tag{32}$$

The external magnetic field makes EMT fully anisotropic [23]. The average of the diagonal part of the tensor corresponds to energy density and anisotropic pressures while the non-diagonal components account for the Poynting vector. The energy density  $\langle t^{00} \rangle$  for both modes is positive [24] and the explicit expression for photon energies for both modes are

$$\mathcal{E}_w^{\mathcal{D}(2)} \simeq (1 - \mathcal{L}_{\mathcal{F}} + \frac{3}{2}\mathcal{L}_{\mathcal{G}\mathcal{G}}B_e^2)\langle E_w^2 \rangle, \quad \mathcal{E}_w^{\mathcal{D}(3)} \simeq (1 - \mathcal{L}_{\mathcal{F}} - \frac{1}{2}\mathcal{L}_{\mathcal{F}\mathcal{F}}B_e^2)\langle E_w^{D(2)} \rangle. \tag{33}$$

However, as the Hamiltonian of the effective theory is

$$\mathcal{H}^{\mathcal{D}} = D_w E_w - \mathcal{L}_D^{(\text{ph-B})} = \frac{(1 - \mathcal{L}_{\mathcal{F}})}{2}(E_w^2 - B_w^2) - \frac{\mathcal{L}_{\mathcal{F}\mathcal{F}}}{2}(\mathbf{B} \cdot \mathbf{B}_w)^2 + \frac{\mathcal{L}_{\mathcal{G}\mathcal{G}}}{2}(\mathbf{B} \cdot \mathbf{E}_w)^2. \tag{34}$$

only the energy density for mode for mode (3) becomes in the eigenvalue of the Hamiltonian.

The anisotropic pressures take the form

$$\begin{aligned}
p_{1,w}^{D(2)} &= (1 - \frac{1}{2}\mathcal{L}_{\mathcal{G}\mathcal{G}}B_e^2)\langle E_w^2 \rangle, & p_{1,w}^{D(3)} &= (1 - \frac{1}{2}\mathcal{L}_{\mathcal{F}\mathcal{F}}B_e^2)\langle E_w^2 \rangle, \\
p_{2,w}^{D(2)} &= (1 - \mathcal{L}_{\mathcal{F}} + \frac{\mathcal{L}_{\mathcal{G}\mathcal{G}}B^2}{2})\langle E_w^2 \rangle, & p_{2,w}^{D(3)} &= (1 - \mathcal{L}_{\mathcal{F}} - \frac{3}{2}\mathcal{L}_{\mathcal{F}\mathcal{F}}B^2)\langle E_w^2 \rangle, \\
p_{w,\parallel}^{D(2)} &\simeq (1 - \frac{3}{2}\mathcal{L}_{\mathcal{G}\mathcal{G}}B_e^2)\langle E_w^2 \rangle, & p_{w,\parallel}^{D(3)} &\simeq (1 + \frac{1}{2}\mathcal{L}_{\mathcal{F}\mathcal{F}}B_e^2)\langle E_w^2 \rangle.
\end{aligned} \tag{35}$$

while the Poynting vector has the form

$$\mathcal{P}_w^{\mathcal{D}(2)} \simeq (1 - \mathcal{L}_{\mathcal{F}} + \mathcal{L}_{\mathcal{G}\mathcal{G}}B_e^2)\langle E_w^2 \rangle, \quad \mathcal{P}_w^{\mathcal{D}(3)} \simeq (1 - \mathcal{L}_{\mathcal{F}} - \mathcal{L}_{\mathcal{F}\mathcal{F}}B_e^2)\langle E_w^2 \rangle, \tag{36}$$

we can rewrite in terms of magnetization the above quantities. In particular the Poynting vector takes the form

$$\mathcal{P}_w^{\mathcal{D}(2,3)} = P_0 \pm \frac{1}{2}\mathcal{M}_w^{(2,3)}B_e, \tag{37}$$

where  $P_0$  contains the non-linear correction that emerges from the scalar invariant  $\mathcal{F}$  with  $P_0 = (1 - \mathcal{L}_{\mathcal{F}})\langle E_w^2 \rangle$  while the second term comes from the pseudo-scalar invariant  $\mathcal{G}$  and it is proportional to the magnetization.

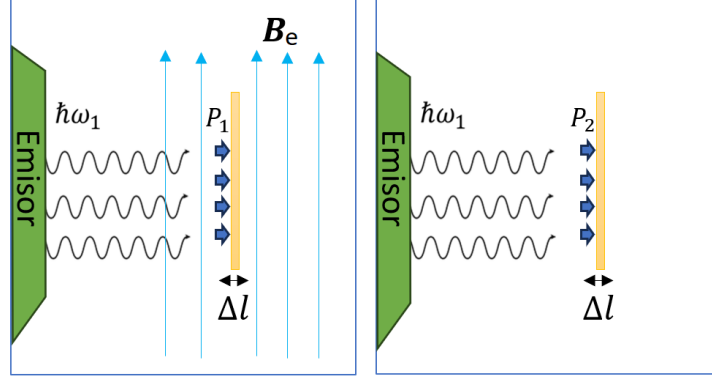


Figure 6. Proposed experiment for measuring the pressure of the radiation over the Dirac material with (left) and without (right) external magnetic field.

Note, that only non-linear isotropic vacuum fulfills that the radiation pressure calculated by the Poynting vector to be equal to the target pressure in ( $\hat{\mathbf{y}}$ -direction)  $p_w^2$  Eq (35)  $p_w^2 = \mathcal{P}_w = P_0$ . In that case, the non-linearity of Lagrangian depends only on the scalar invariant  $\mathcal{F}$ . On the contrary, the presence of the magnetic field leads to a non-linear effective Lagrangian also dependent on the pseudo-scalar invariant  $\mathcal{G}$  and leads to anisotropies, the rotation symmetry is broken, entailing also that  $p_w^2 \neq \mathcal{P}_w$ . Then, the radiation pressure behaves differently depending on their propagation mode. For mode (2) both are higher than the corresponding “classical pressures” while for mode (3) it becomes lower than the classical value. At first glance, the behavior of mode (2) seems to be contrary to intuition. Although a photon propagating in a magnetized vacuum has a lower velocity than if it propagates in an “empty vacuum”, the contribution of magnetic energy enters the radiation pressure as an additive term increasing the pressure with respect to the classical one, see Eq.(37-35). Instead, for mode (3) this contribution appears subtracting, yielding thus a lower pressure value, see Eq.(35).

Let us imagine an experimental setup composed of an emitter of polarized photon beam transversely to an external magnetic field  $\mathbf{B}$  in the direction  $x_3$ . The photon beam is pointing to the Dirac material  $\Delta l$  located in the plane  $xz$  (parallel to the magnetic field), Fig. (6). The radiation pressure Eq.(37) is exerted over the sheet by the photon beam. The measurement of the non-linear radiation pressures would depend on  $\mathcal{L}_{\mathcal{G}\mathcal{G}}$  and  $\mathcal{L}_{\mathcal{F}\mathcal{F}}$  for a chosen polarization beam. Of course, with a similar experimental setup is also possible to measure the different phases and phase velocities (birefringence) of the photon beam

that crosses the sheet in comparison with one propagates without a sheet both propagating transverse in the magnetic field. The birefringence will be characterized by the difference between  $\mathcal{L}_{GG}$  and  $\mathcal{L}_{FF}$  as was pointed out in Eq (18).

### A. Conclusions

In this paper, we have extrapolated our previous studies related to photon propagation in a constant magnetic field in the QED vacuum and medium to the context of Dirac materials. For the treatment of Dirac vacuum, we started from the expansion up to second order of the Euler-Heisenberg effective nonlinear Lagrangian for the photon fields, considering photon low energy  $\omega \ll 2mc^2$  ( $\omega \ll 2\Delta$ ) and replacing the fine structure constant  $\alpha = \frac{e^2}{4\pi\hbar c}$  by  $\alpha_D$  that depends on Fermi velocity  $v_F$  instead of  $c$ .

We have obtained the dispersion law, the phase velocity and refraction index of photons propagating in the Dirac vacuum, electric permittivity, and the magnetic susceptibility that the photon feels. The results are in agreement with previous ones obtained in [24].

Magnetic properties in the Dirac vacuum as well as the magnetic moment have also been studied and they depend on the polarization mode of the photon. The photon magnetization is positive, showing that it is paramagnetic.

Magnetization of electron degenerate gas has been obtained and translated to the language of Dirac materials using our previous results obtained for the plasma electron-positron plasma in the presence of a magnetic field.

The magnetization of a Dirac material (due to electrons) not only depends on  $\alpha_D$  but also on the energy gap. For zero temperature and high density, the magnetization preserves the paramagnetic character. The magnetic properties have been illustrated for four Dirac materials:  $Bi_{1-x}Sb_x$ ,  $Pb_{1-x}Sn_xTe$ ,  $Ta_3As_5$  and graphene-like, and the properties are determined by the value of the energy gap of each material. Although the medium magnetization (due to electrons) is higher than the vacuum magnetization (due to photons) for two or three orders of magnitude depending on the material energy gap, with the increasing of the magnetic field the vacuum magnetization increases becoming constant. Its contribution changes the magnetization in a quantity that could be detected at values of magnetic field reachable at the laboratory. This conclusion reinforces the importance of taking into account the vacuum properties to study Dirac materials.

We have discussed the energy density, pointing vector, and radiation pressures of the photon propagating transverse to the magnetic field starting from the energy-momentum tensor calculated "a la Hilbert" for an effective non-linear electrodynamics for Dirac material. These quantities are dependent on the polarization mode. We have discussed that in our framework the pressure target in the direction  $y$  is not coincide with the Poynting vector. That is a consequence of the symmetry breaking that the magnetic field produces.

Although our model for Dirac materials from the point of view of material science is simplified, has all the wealth of quantum theories and thereby could be used to study other phenomena that appear in QED and their analogies in Dirac materials. On the other hand, the properties studies are valid for all values of the magnetic field reproducing the weak and strong magnetic field limit. Besides, the study could be extended to other non-linear Lagrangian contribute to extract some general properties of Dirac materials.

We are hopeful that Dirac materials may be a medium where the vacuum properties of QED may be tested.

### VIII. ACKNOWLEDGMENTS

The authors thank to Angeles Perez Garcia for her contribution to our previous work. A.R.J, A.P.M, and E.R.Q. were supported by the project of No. NA211LH500-002 from AENTA-CITMA, Cuba.

- 
- [1] H. Euler and B. Kockel. *Die Naturwissenschaften*, 23:246–247, 1935.
  - [2] C. Rizzo, A. Dupays, R. Battesti, M. Fouché, and G. L. J. A. Rikken. Inverse cotton-mouton effect of the vacuum and of atomic systems. *EPL (Europhysics Letters)*, 90:64003, 2010.
  - [3] A. Cadène, P. Berceau, M. Fouché, R. Battesti, and C. Rizzo. Vacuum magnetic linear birefringence using pulsed fields: status of the bmv experiment. *The European Physical Journal D*, 68, 2014.
  - [4] R. Battesti and C. Rizzo. Magnetic and electric properties of a quantum vacuum. *Reports on Progress in Physics*, 76:016401, 2012.
  - [5] W. Heisenberg and H. Euler. *Z. Phys.*, 98(11-12):714–732, 1936.

- [6] J. Schwinger. *Phys. Rev.*, 82:664–679, 1951.
- [7] R. Battesti and C. Rizzo. Magnetic and electric properties of a quantum vacuum. *Reports on Progress in Physics*, 76:016401, 2012.
- [8] A. Ejlli, F. D. Valle, U. Gastaldi, G. Messineo, R. Pengo, G. Ruoso, and G. Zavattini. The pvlas experiment: a 25 year effort to measure vacuum magnetic birefringence. *Physics Reports*, 871:1–74, 2020.
- [9] S. A. Olausen and V. M. Kaspi. The mcgill magnetar catalog. *The Astrophysical Journal Supplement Series*, 212:6, 2014.
- [10] R. Turolla, S. Zane, R. Taverna, D. Gonzalez Caniulef, R. P. Mignani, V. Testa, and K. Wu. 2017.
- [11] A. K. Harding and D. Lai. Physics of strongly magnetized neutron stars. *Reports on Progress in Physics*, 69:2631–2708, 2006.
- [12] Yang Zhong and Chun-Bin et. al. Yang. *Advances in High Energy Physics*, 2014:1–10, 193039, 2014.
- [13] D. Tommasini, A. Ferrando, H. Michinel, and M. Seco. Precision tests of qed and non-standard models by searching photon-photon scattering in vacuum with high power lasers. *Journal of High Energy Physics*, 2009:043–043, 2009.
- [14] A. C. Keser, Y. Lyanda-Geller, and O. P. Sushkov. *Phys. Rev. Lett.*, 128(6):066402, 2022.
- [15] P. R. Wallace. The band theory of graphite. *Physical Review*, 71:622–634, 1947.
- [16] K. S. Novoselov et al. *Science*, 306:666–669, 2004.
- [17] H. Pérez Rojas and A.E Shabad. Absorption and dispersion of electromagnetic eigenwaves of electron-positron plasma in a strong magnetic field. *Annals of Physics*, 138(1):1–35, 1982.
- [18] H. Pérez Rojas and A. E. Shabad. *Ann. Phys.*, 121:432–455, 1979.
- [19] Hugo Pérez-Rojas. *Cuba-Acad-ICT-71*, CM-P00068041, 1978.
- [20] R. G. Felipe, A. P. Martínez, and H. Perez Rojas. Relativistic quantum hall conductivity for 3d and 2d electron plasma in an external magnetic field. *Modern Physics Letters B*, 04:1103–1109, 1990.
- [21] A. P. Martínez, E. R. Querts, H. P. Rojas, R. T. Gaitán, and S. Rodríguez-Romo. 2d massless qed hall half-integer conductivity and graphene. *Journal of Physics A: Mathematical and Theoretical*, 44:445002, 2011.

- [22] L. C. Rodríguez, A. P. Martínez, H. P. Rojas, and E. R. Querts. Quantized faraday effect in (3+1)-dimensional and (2+1)-dimensional systems. *Physical Review A*, 88, 2013.
- [23] M. A. Pérez-García, A. Pérez Martínez, and E. Rodríguez Querts. Remarks on propagating waves in non-linear vacuum electrodynamics. *The European Physical Journal C*, 83, 2023.
- [24] M. J. Neves, P. Gaete, L. P. R. Ospedal, and J. A. Helayel-Neto. *Journal of Physics A: Mathematical and Theoretical*, 56(41):415701, 2023.
- [25] J. Cayssol. Introduction to dirac materials and topological insulators. *Comptes Rendus Physique*, 14:760–778, 2013.
- [26] John Smith and Mary Jones. *Jour. Mat. Sci.*, 45(7):2456–2465, 2023.
- [27] S. Zhou, G. Gweon, A. V. Fedorov, P. N. First, W. A. d. Heer, D. Lee, F. Guinea, A. H. C. Neto, and A. Lanzara. Substrate-induced bandgap opening in epitaxial graphene. *Nature Materials*, 6:770–775, 2007.
- [28] M. Nevius, M. Conrad, F. Wang, A. Celis, M. N. Nair, A. Taleb-Ibrahimi, A. Tejeda, and E. H. Conrad. Semiconducting graphene from highly ordered substrate interactions. *Physical Review Letters*, 115, 2015.
- [29] G. Giovannetti, P. Khomyakov, G. Brocks, P. J. Kelly, and J. v. d. Brink. Substrate-induced band gap in graphene on hexagonal boron nitride:ab initiodensity functional calculations. *Physical Review B*, 76, 2007.
- [30] J. Jung, A. DaSilva, A. H. MacDonald, and S. Adam. Origin of band gaps in graphene on hexagonal boron nitride. *Nature Communications*, 6, 2015.
- [31] S. Sahu and G. C. Rout. Band gap opening in graphene: a short theoretical study. *International Nano Letters*, 7:81–89, 2017.
- [32] S. Villalba-Chávez and O. Mathiak et al. 2022.
- [33] C. L. Kane and E. J. Mele. *Phys. Rev. Lett.*, 95:146802, Sep 2005.
- [34] Liang Fu and C. L. Kane. *Phys. Rev. B*, 74:195312, Nov 2006.
- [35] Liang Fu, C. L. Kane, and E. J. Mele. *Phys. Rev. Lett.*, 98:106803, Mar 2007.
- [36] B. Andrei Bernevig and Shou-Cheng Zhang. *Phys. Rev. Lett.*, 96:106802, Mar 2006.
- [37] R. Buczko and L. Cywiński. Pbte/pbsnte heterostructures as analogs of topological insulators. *Physical Review B*, 85, 2012.
- [38] D. Hsieh, Y. Xia, D. Qian, L. A. Wray, J. H. Dil, F. Meier, J. Osterwalder, L. Patthey, J. Checkelsky, N. P. Ong, A. V. Fedorov, H. Lin, A. Bansil, D. Grauer, Y. S. Hor, R. J. Cava,

- and M. Z. Hasan. A tunable topological insulator in the spin helical dirac transport regime. *Nature*, 460:1101–1105, 2009.
- [39] J. C. Y. Teo, L. Fu, and C. L. Kane. *Physical Review B*, 78, 2008.
- [40] S. Xu, I. Belopolski, N. Alidoust, M. Neupane, C. Zhang, R. Sankar, S. Huang, C. Lee, G. Chang, B. Wang, G. Bian, H. Zheng, D. S. Sanchez, F. C. Chou, H. Lin, S. Jia, and M. Z. Hasan. Discovery of a weyl fermion semimetal and topological fermi arcs. *Science*, 349:613–617, 2015.
- [41] W. Dittrich and H. Gies. Springer Science, Probing the Quatum Vacuum, 2000.
- [42] V. F. Weisskopf. The electrodynamics of the vacuum based on the quantum theory of the electron. *Early Quantum Electrodynamics*, pages 206–226, 1994.
- [43] V. B. Berestetskii, E. M. Lifshitz, and L. P. Pitaevskii. Elsevier, Butterworth-Heinemann, Massachusetts, 2004.
- [44] F. Karbstein. Photon polarization tensor in a homogeneous magnetic or electric field. *Physical Review D*, 88, 2013.
- [45] F. Karbstein, C. Sundqvist, K. S. Schulze, I. Uschmann, H. Gies, and G. G. Paulus. Vacuum birefringence at x-ray free-electron lasers. *New Journal of Physics*, 23:095001, 2021.
- [46] H. P. Rojas and E. R. Querts. Is the photon paramagnetic? *Physical Review D*, 79, 2009.
- [47] A. E. Shabad and V. V. Usov. *Physical Review D*, 83, 2011.
- [48] A. W. Romero Jorge, E. Rodríguez Querts, A. Pérez Martínez, et al. *Astron. Nachr.*, 340:852–856, 2020.
- [49] H. Perez Rojas and A. E. Shabad. *Ann. phys.* 121:432–455, 1979.
- [50] A. Pérez Martínez, M. Pérez García, E. Rodríguez Querts, and A. W. Romero Jorge. In *16th Marcel Grossmann Meeting*, pages 3756–3761, 2023.
- [51] R. G. Felipe, H. J. M. Cuesta, A. P. Martínez, and H. P. Rojas. Quantum instability of magnetized stellar objects. *Chinese Journal of Astronomy and Astrophysics*, 5:399–411, 2005.
- [52] V. Adamchik. *Computer Physics Communications*, 157(3):181–190, 2004.
- [53] S. R. Valluri, J. W. Mielniczuk, F. Chishtie, D. R. Lamm, and S. Auddy. *Monthly Notices of the Royal Astronomical Society*, 472:2398–2402, 2017.
- [54] S. Villalba-Chávez and A. E. Shabad. Qed with an external field: hamiltonian treatment of lorentz-non-invariant background as an anisotropic medium. *Physical Review D*, 86, 2012.



- [55] H. C. P. Rojas and J. L. A. Avalo. Strong magnetic fields in gauge theories. *Revista Mexicana De Física E*, 18, 2021.
- [56] E. J. Ferrer, V. de la Incera, D. Manreza Paret, A. Pérez Martínez, and A. Sanchez. *Phys. Rev. D*, 91:085041, Apr 2015.
- [57] Ciprian Sorin Acatrinei. *Rom. J. Phys.*, 64(9-10):113, 2019.

## Appendix A: Calculation of the thermodynamical potential for the vacuum and medium

The thermodynamical potential of electron-positron plasma in the presence of an external magnetic field in  $x_3$  direction is given by

$$\Omega(B_e, \mu, T) = \frac{1}{\beta} \text{Tr} \{ \ln Z \} = ikT \ln \det \{ G^{-1}(x, x') \}, \quad (\text{A1})$$

where trace and logarithm are functional operations. In the momentum space, it has the form

$$G_n^{-1}(\bar{p}) = \bar{p} \cdot \gamma - m, \quad (\text{A2})$$

with the notation  $\bar{p} = (ip^4, 0, \sqrt{2eB_l}, p^3)$  over Landau number  $n = 0, 1, 2, \dots$  in Euclidean space,  $\gamma$  are the Gamma-matrices.

In the momentum space, the thermodynamical potential has the form [55, 56]

$$\Omega(B_e, \mu, T) = -\frac{eB_e}{\beta} \left[ \sum_{\sigma=\pm 1} \sum_{n=0}^{\infty} \sum_{p_4} \int_{-\infty}^{\infty} \frac{dp_3}{(2\pi)^2} \ln \det G_n^{-1}(\bar{p}^*) \right], \quad (\text{A3})$$

here  $\sigma = \pm 1$  is the eigenvalues of the spin,  $p_4 = i\omega_m$ ,  $\omega_m$  is the Matsubara frequencies  $\omega_m = kT(2m+1)\pi$  with  $m = 0, 1, 2, \dots$  and,  $p_3$  is the momentum in  $x_3$ -direction.

Performing the sum over Matsubara frequencies and calculating the determinants in Eq. (A3) we obtain

$$\Omega(B_e, \mu, T) = -\frac{1}{2} \frac{eB_e}{4\pi^2} \int_{-\infty}^{\infty} dp_3 \sum_{\sigma l} |E_{\sigma n}| + \frac{eB_e}{4\pi^2} \int_{-\infty}^{\infty} dp_3 \sum_{\sigma, n} \frac{1}{\beta} \ln(1 + e^{-\beta|E_{\sigma n} - \mu|})(1 + e^{-\beta|E_{\sigma n} + \mu|}), \quad (\text{A4})$$

where  $E_{\sigma n} = \sqrt{p_3^2 + m^2 + eB_e(2n+1+\sigma)}$ , the first term of Eq. (A4) corresponds to the  $\Omega_{vac}$  the second  $\Omega_{med}$ .

$\Omega_{vac}$  has an ultraviolet divergence and has to be renormalized. To do it we use the integral representation of the integral of  $E$  leads,

$$E = \int ds (1 - e^{-E^2 s}) s^{-3/2}, \quad (\text{A5})$$

Now we can perform the Gaussian integral on  $p_3$  obtaining

$$\Omega_{vac} = -\frac{eB_e}{8\pi^2} \sum_{\sigma=\pm 1} \int_{\epsilon}^{\infty} \frac{ds}{s^2} \left( 2e^{-(m^2 + eB_e(2n+\sigma+1))s} \right), \quad (\text{A6})$$

doing the sum over the spin  $\sigma$  we obtain the integral

$$\Omega_{vac} = \frac{eB_e}{8\pi^2} \sum_{n=1}^{\infty} \int_{\epsilon}^{\infty} \frac{ds}{s^2} \left( 2e^{-(m^2 + 2eB_e n)s} - 1 \right). \quad (\text{A7})$$

Let's do the sum over Landau levels using

$$\sum_{n=1}^{\infty} x^n = \frac{1}{1-x}, \quad (\text{A8})$$

$\Omega_{vac}$  yields

$$\Omega_{vac} = \frac{eB}{8\pi^2} \int_{\epsilon}^{\infty} ds \frac{e^{-m^2 s}}{s^2} \left( \frac{1}{1 - e^{-2eB_e s}} - 1 \right), \quad (\text{A9})$$

in terms of hyperbolic trigonometric function, we have

$$\Omega_{vac} = \frac{eB_e}{8\pi^2} \int_{\epsilon}^{\infty} \frac{ds}{s^2} \left( e^{-m^2 s} \coth(2eB_e s) \right), \quad (\text{A10})$$

$\coth(2eB_e s)$  provokes that the integral has an ultraviolet divergence. Expanding  $\coth(2eB_e s)$  in powers of small  $s$  we obtain

$$\coth(2eB_e s) \sim \left( 1 + \frac{(eB_e s)^2}{3} \right), \quad (\text{A11})$$

The prescription to regularize the integral consists of adding and subtracting divergencies terms Eq. (A11) obtaining

$$\Omega_{vac} = -\frac{1}{8\pi^2} \int_{\epsilon}^{\infty} \frac{ds}{s^3} \left( 2e^{-m^2 s} ((eB_e s) \coth(eB_e s) - 1 - \frac{(eB_e s)^2}{3}) \right). \quad (\text{A12})$$

In the case of we study the vacuum in the presence of a constant electric field the thermodynamical potential is obtained substituting in Eq(A12)  $B_e = iE_e$

$$\Omega_{vac}(E_e) = -\frac{i}{8\pi^2} \int_{\epsilon}^{\infty} \frac{ds}{s^3} \left( 2e^{-m^2 s} ((eE_e s) \cot(eE_e s) - 1 - \frac{(eE_e s)^2}{3}) \right). \quad (\text{A13})$$

Considering previous results it is possible to get straightforward the  $\Omega_{vac}$  [57] dependent on the electromagnetic field, external electric and magnetic field, and obtain the Lagrangian Eq (3).