

Radio Map Assisted Approach for Interference-Aware Predictive UAV Communications

Bowen Li and Junting Chen

School of Science and Engineering (SSE) and Future Network of Intelligence Institute (FNii)
The Chinese University of Hong Kong, Shenzhen, Guangdong 518172, China

Abstract—Herein, an interference-aware predictive aerial-and-terrestrial communication problem is studied, where an unmanned aerial vehicle (UAV) delivers some data payload to a few nodes within a communication deadline. The first challenge is the possible interference to the ground base stations (BSs) and users possibly at unknown locations. This paper develops a radio-map-based approach to predict the channel to the receivers and the unintended nodes. Therefore, a predictive communication strategy can be optimized ahead of time to reduce the interference power and duration for the ground nodes. Such predictive optimization raises the second challenge of developing a low-complexity solution for a batch of transmission strategies over T time slots for N receivers before the flight. Mathematically, while the proposed interference-aware predictive communication problem is non-convex, it is converted into a relaxed convex problem, and solved by a novel dual-based algorithm, which is shown to achieve global optimality at asymptotically small slot duration. The proposed algorithm demonstrates orders of magnitude saving of the computational time for moderate T and N compared to several existing solvers. Simulations show that the radio-map-assisted scheme can prevent all unintended receivers with known positions from experiencing interference and significantly reduce the interference to the users at unknown locations.

Index Terms—UAV communication, air-to-ground interference, radio map, predictive communication.

I. INTRODUCTION

Low-altitude UAV activities have grown significantly over the last decade [1]. It is important to establish a reliable communication network for real-time navigation, control, and surveillance of the UAV network. For example, it may be crucial to acquire the field of view of the UAV to monitor the operation status during the mission of the UAV, and this requires a reliable communication network.

One potential solution for UAV network communication is to construct self-organized networks (SONs) that utilize the orthogonal spectrum of those used in terrestrial cellular networks for interference avoidance [2]–[4]. However, SONs may not be reliable as the topology of the UAV network can be significantly time-varying. Another viable solution is to extend the coverage of terrestrial cellular networks to assist with UAV communication. However, the transmission from the UAV to ground BSs may generate strong interference with other ground terminals due to the high probability of line-of-sight (LOS) conditions from the sky [5]–[12].

A majority of existing research that studied integrated UAV-and-terrestrial communications ignored the interference [13]–[17] or assumed orthogonal transmissions between aerial

nodes and ground nodes [18]–[20]. Some recent works [5]–[12] attempted to mitigate the interference from the UAVs to the ground nodes by optimizing the UAV trajectory, power control, sub-channel allocation, and MIMO beamforming. However, these approaches may not apply to some UAV networks where communication is not the primary mission of the UAVs. First, the UAV trajectory may not be altered for communication purposes during the mission, and therefore, the approaches based on trajectory optimization [5]–[7] are not suitable here. Secondly, as the topology of the UAV network is time-varying, it becomes challenging to meet transmission deadlines or age-of-information requirements for delivering large and time-sensitive content, and these factors are not considered in [8]–[11].

This paper studies an integrated aerial-and-terrestrial communication scenario, where a UAV node uses the cellular spectrum to transmit to N nodes, which can be other UAV nodes or ground BSs with known locations. The objective is to deliver a given amount of data within a communication deadline, resulting in a planning problem for the communication timing and resource allocation. The main challenge is the air-to-ground interference to the unintended BSs and users on the ground due to the transmission of the UAV. Specifically, a general interference mitigation may require the channel state information (CSI) of the unintended nodes for the entire transmission, which can be challenging for this resource planning problem where the future CSI cannot be obtained via online measurements. In addition, while the locations of the BSs can be known by the network for a rough CSI prediction, the locations of the ground users are usually unknown. As for a universal interference management strategy for such unknown receivers, it is desired to transmit with minimum energy and duration, which makes the resource planning and optimization problem more difficult to solve.

To tackle the interference to the nodes with known locations, we employ a *radio map* approach, where the radio map captures the large-scale channel information between any two locations, including path loss, shadowing, and statistics of the small-scale fading; but the actual channel is not available on the radio map. The opportunity that drives the radio map approach is the fact that aerial nodes mostly have predetermined trajectories. For example, the trajectories of cargo delivery UAVs and many patrol surveillance UAVs are determined by the operators prior to the flight. As a consequence, the future CSI of the nodes with known locations can be predicted by the UAV trajectory using the radio map, and therefore, one can

optimize for the *predictive UAV communications*. To tackle the interference to the unknown ground nodes, we introduce a sleep strategy aiming at reducing the transmission duration and lowering the chance of interfering with the ground nodes with unknown channel status. To summarize, this paper attempts to address the following challenges:

- *How to exploit radio maps to optimize for interference-aware communication.* First, as radio maps may only capture large-scale CSI, the uncertainty of the future channel quality in predictive communication needs to be addressed. In addition, the impact of the air-to-ground interference for ground nodes at unknown locations needs to be considered.
- *How to develop low-complexity solutions over a large horizon for the predictive communication.* The predictive UAV communication problem involves determining a sequence of transmission strategies over T time slots *before* the flight. Therefore, optimizing the solution based on standard off-the-shelf solvers can be computationally prohibitive for a large T even for convex problems.

Mathematically, we formulate a radio-map-assisted predictive communication problem for N -receiver interference-aware UAV communications with a delay constraint. While previous research has considered the impact of small-scale fading on transmission strategy design, for example, prediction of the future small-scale fading [21], online adjustment based on real-time small-scale fading [22], and constant attenuation on the channel [23], these approaches cannot be applied to the transmission planning in predictive communications. To address the challenge of the discontinuity due to the on-off control for the interference-aware sleep mode optimization, we propose a relax-then-round algorithm for an efficient solution with asymptotic optimality guarantee. Moreover, we develop a dual-based algorithm, substantially reducing the computational complexity without sacrificing the optimality. In summary, we make the following contributions:

- We formulate an interference-aware predictive communication problem exploiting radio maps. In this formulation, we address the uncertainty of the future CSI by developing a deterministic expected capacity lower bound, and mitigate the air-to-ground interference for ground nodes at unknown locations by penalizing the transmission duration.
- While the problem is non-convex, we develop a relax-then-round optimization strategy, which is proven to have the asymptotic optimality guarantee. Based on the Lagrangian dual technique, we develop a low-complexity algorithm, which achieves orders of magnitude of complexity savings, compared to state-of-the-art Lagrangian relaxation (LR)-based and successive convex approximation (SCA)-based algorithms for a large horizon T .
- Our simulations show that the proposed radio-map-assisted scheme can prevent all unintended receivers with known positions from experiencing interference and also significantly reduce the interference to the users at unknown locations. Moreover, the proposed relax-then-round can achieve the global optimality at asymptotically

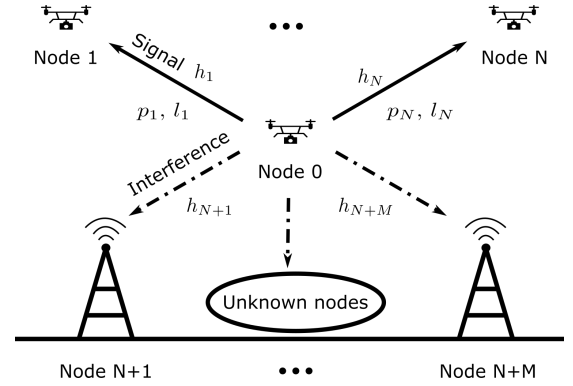


Figure 1. Slotted communication system illustration.

small slot duration, and the running time is 1000 times less than the LR & SCA scheme.

The rest of the paper is organized as follows. Section II presents the communication system model and the problem formulation. Section III reformulates the problem to handle the uncertainty from the small-scale fading then relaxes the integer programming problem to a convex problem and propose a dual-based algorithm. We develop a rounding strategy to modify the relaxed results for suitable the original problem in Section IV. Numerical results are demonstrated in Section V, and conclusions are given in Section VI.

II. SYSTEM MODEL

Consider a multiuser transmission system with a single transmitter, N receiver nodes, and M neighboring nodes that may be interfered by the transmitter, as shown in Fig. 1. The positions of the transmitter, receivers, and the neighboring nodes are known and denoted as $\mathbf{q}_j \in \mathbb{R}^3$, where $j = 0, 1, \dots, N + M$. Here, $j = 0$ refers to the transmitter, while $1 \leq j \leq N$ refers to the receiver nodes, and $N + 1 \leq j \leq N + M$ refers to the neighboring nodes.

A. Channel and radio map models

We consider a flat fading channel model, in which the channel power gain from the transmitter to node $1 \leq j \leq N + M$ is given by

$$h_j = g_j \xi_j \quad (1)$$

where g_j and ξ_j represent the channel gain due to the large- and small-scale fading, respectively. The small-scale fading ξ_j is random and follows a Gamma distribution $G(\kappa_j, 1/\kappa_j)$ with shape parameter κ_j , and the scale parameter is chosen as $1/\kappa_j$ to normalize the mean of ξ_j to 1. Note that Gamma distribution can be used to model various fading models, including Rayleigh and Nakagami. For example, the Gamma distribution with $\kappa_j = 1$ degenerates to an exponential distribution, which corresponds to the power gain of the Rayleigh fading channel.

Assume that the system has access to the large-scale channel parameters, including the large-scale channel gain g_j and the Gamma distribution parameter κ_j , via a radio map $\Theta(\mathbf{q}_0, \mathbf{q}_j) = (g_j, \kappa_j)$ that records the large-scale channel parameters g_j and κ_j as a function of the transmitter and

receiver locations \mathbf{q}_0 and \mathbf{q}_j [24], [25]. As a consequence, the statistics of the channel h_j is available ahead of time when the trajectories of the nodes \mathbf{q}_j are available.

B. Communication model

Consider slotted transmission, where in each time slot $t \in \mathcal{T} \triangleq \{1, 2, \dots, T\}$, a fraction of non-overlapping frequency resource $l_n(t)$ is allocated to the n th receiver, $n \in \mathcal{N} \triangleq \{1, 2, \dots, N\}$. Denote the frequency allocation on time t as $\mathbf{l}(t) \in \mathcal{L}$, where

$$\mathcal{L} \triangleq \left\{ [l_n(t)]_{n \in \mathcal{N}} : l_n(t) \in [0, 1], \sum_{n \in \mathcal{N}} l_n(t) \in [0, 1] \right\}$$

denotes the set of feasible frequency resources, in which the total resources are normalized to 1. As a result, the total transmission duration among T time slots can be computed as $\sum_{t \in \mathcal{T}} \mathbb{I}\{\sum_{n \in \mathcal{N}} l_n(t) > 0\}$.

Let $p_n(t)$ be the power allocated to receiver n at time slot t , where $p_n(t) \in \mathcal{P} \triangleq \{p : p \geq 0\}$. As orthogonal frequency resources are used for the N receivers, the total normalized throughput for the n th receiver over T time slots can be computed as

$$\Upsilon_n(\mathbf{p}_n, \mathbf{l}_n) = \sum_{t \in \mathcal{T}} \log(1 + p_n(t) h_n(t)) l_n(t) \quad (2)$$

where $\mathbf{p}_n = [p_n(t)]_{t \in \mathcal{T}} \in \mathbb{R}^{T \times 1}$ and $\mathbf{l}_n = [l_n(t)]_{t \in \mathcal{T}} \in \mathbb{R}^{T \times 1}$.

Meanwhile, the maximal interference over all frequency resources for the m th neighboring node at time slot t is modeled as

$$I_m(t) = h_m(t) \cdot \max\{p_n(t) : n \in \mathcal{N}\}.$$

Note that there could be other ground nodes at unknown locations and their channels are not available at the transmitter node. To reduce the impact on those unknown ground nodes, we propose to minimize both the transmission power and the total transmission time, resulting in the following cost function

$$F(\mathbf{P}, \mathbf{L}) = \sum_{t \in \mathcal{T}} \sum_{n \in \mathcal{N}} p_n(t) l_n(t) + \lambda \sum_{t \in \mathcal{T}} \mathbb{I}\left\{ \sum_{n \in \mathcal{N}} l_n(t) > 0 \right\} \quad (3)$$

where $\mathbf{P} = [\mathbf{p}_n]_{n \in \mathcal{N}} \in \mathbb{R}^{T \times N}$, $\mathbf{L} = [\mathbf{l}_n]_{n \in \mathcal{N}} \in \mathbb{R}^{T \times N}$, and $\mathbb{I}\{\mathcal{A}\}$ is an indicator function defined as $\mathbb{I}\{\mathcal{A}\} = 1$ if condition \mathcal{A} is satisfied, and $\mathbb{I}\{\mathcal{A}\} = 0$ otherwise. The first term in (3) captures the transmission power, the second term captures the total transmission time, and λ is the weighting factor for the two terms.

This paper aims to plan the transmission strategy \mathbf{P} and \mathbf{L} for T time slots ahead for the transmission that minimizes the overall interference and controls interference to the neighboring nodes less than I_{bs} while delivering S_n bits of data to N receivers

$$\begin{aligned} & \underset{\mathbf{P}, \mathbf{L}}{\text{minimize}} && F(\mathbf{P}, \mathbf{L}) \\ & \text{subject to} && \mathbb{E}\{\Upsilon_n(\mathbf{p}_n, \mathbf{l}_n)\} \geq S_n, \forall n \end{aligned} \quad (4)$$

$$\mathbb{E}\{I_m(t)\} \leq I_{bs}, \forall m, t \quad (5)$$

$$p_n(t) \in \mathcal{P}, \forall n, t, \mathbf{l}(t) \in \mathcal{L}, \forall t \quad (6)$$

where (4) and (5) are the expected throughput constraints and the expected interference constraints, respectively.

III. RADIO-MAP-ASSISTED OPTIMIZATION

The radio-map-assisted optimization faces a significant challenge in dealing with channel uncertainty, as only large-scale information is available. This section addresses this challenge by analyzing the expected throughput and interference using large-scale information from the radio map. A robust formulation is thus constructed, then transformed and relaxed into a convex problem that enables efficient and effective solution techniques to be applied. Furthermore, we propose an efficient dual-based algorithm to accelerate the search for optimal solutions.

A. Radio-map-assisted reformulation

With the aid of the radio map Θ and the known locations of the transmitter, receivers, and neighboring nodes at time t , $\mathbf{q}_j(t)$, the large-scale channel parameters at time t are $(g_j(t), \kappa_j(t)) = \Theta(\mathbf{q}_0(t), \mathbf{q}_j(t))$. Thus, the power gain at time t , $h_j(t)$ defined in (1), follows Gamma distribution $\mathbf{G}(\kappa_j(t), g_j(t)/\kappa_j(t))$. Based on the statistical information of $h_n(t)$, $n \in \mathcal{N}$, the expected channel capacity can be explicitly lower bounded as follows.

Lemma 1. (A deterministic capacity lower bound) *The expected capacity $\mathbb{E}\{\log(1 + p_n h_n)\}$ is lower bounded by $\log(1 + p_n g_n) - \epsilon_n$ where $\epsilon_n = \log(e)/\kappa_n - \log(1 + (2\kappa_n)^{-1})$.*

Proof. See Appendix A. \square

The gap ϵ_n is always positive, and tends to 0 when κ_n goes to infinity where the channel is asymptotically deterministic.

As a result of Lemma 1, the expected throughput $\mathbb{E}\{\Upsilon_n(\mathbf{p}_n, \mathbf{l}_n)\}$ is lower bounded by

$$\mathbb{E}\{\Upsilon_n(\mathbf{p}_n, \mathbf{l}_n)\} \geq \sum_{t \in \mathcal{T}} (\log(1 + p_n(t) g_n(t)) - \epsilon_n) l_n(t).$$

In other words, the expected throughput constraint (4) can be relaxed to

$$\sum_{t \in \mathcal{T}} c_n(t) l_n(t) \geq S_n, \forall n \quad (7)$$

where $c_n(t) = \log(1 + p_n(t) g_n(t)) - \epsilon_n(t)$ is the approximated channel capacity.

In addition, using the statistical information of $h_m(t)$, $m \in \mathcal{M} \triangleq \{N + 1, \dots, N + M\}$, the expected interference $\mathbb{E}\{I_m\}$ at node m can be computed as $\mathbb{E}\{I_m\} = \mathbb{E}\{h_m(t) \cdot \max\{p_n(t) : n \in \mathcal{N}\}\} = g_m \cdot \max\{p_n(t) : n \in \mathcal{N}\}$. As a result, the interference constraint (5) can be equivalently transformed into a power constraint as

$$p_n(t) \leq \bar{p}(t) \triangleq I_{bs} / \max_{m \in \mathcal{M}} g_m(t), \forall t. \quad (8)$$

Using the approximated throughput constraint (7) and interference-equivalent power constraint (8), the original problem can be relaxed into the following problem

$$\begin{aligned} \mathcal{P}1: \quad & \underset{\mathbf{P}, \mathbf{L}}{\text{minimize}} \quad F(\mathbf{P}, \mathbf{L}) \\ & \text{subject to} \quad \sum_{t \in \mathcal{T}} c_n(t) l_n(t) \geq S_n, \forall n \quad (9) \\ & \quad \quad \quad p_n(t) \in \mathcal{P}', \forall n, t, \mathbf{l}(t) \in \mathcal{L}, \forall t \quad (10) \end{aligned}$$

where $\mathcal{P}' \triangleq \{p(t) : 0 \leq p(t) \leq \bar{p}(t)\}$.

However, this problem is non-convex due to the indicator function in the objective function in (3). The state-of-the-art techniques to handle the indicator function include LR [26] and SCA [27], but, the optimality is unclear, and the computational complexity can be high.

In the rest of the paper, we develop a cost-aware relax-then-round scheme to solve problem $\mathcal{P}1$. First, the indicator functions $\mathbb{I}\{\sum_{n \in \mathcal{N}} l_n(t) > 0\}$ in the objective (3) are relaxed to continuous ones, then we transform the non-convex problem to a convex equivalent problem and propose an efficient algorithm. Subsequently in Section IV, a cost-aware rounding strategy is developed to ensure asymptotic optimality.

B. Convex relaxation

1) *Relaxation from indicator function:* Recall that the presence of the indicator function in the objective (3) implies the need for integer programming to optimize the on-off mode. We replace the indicator $\mathbb{I}\{\sum_{n \in \mathcal{N}} l_n(t) > 0\}$ by a continuous variable $\sum_{n \in \mathcal{N}} l_n(t)$ which can take continuous value from 0 to 1. This relaxation results in the following objective

$$\tilde{F}(\mathbf{P}, \mathbf{L}) = \sum_{t \in \mathcal{T}} \sum_{n \in \mathcal{N}} (p_n(t) + \lambda) l_n(t). \quad (11)$$

It is clear that the relaxed objective (11) gives a lower bound of the cost function (3), because $\sum_{n \in \mathcal{N}} l_n(t) \leq \mathbb{I}\{\sum_{n \in \mathcal{N}} l_n(t) > 0\}$ with equality for $\sum_{n \in \mathcal{N}} l_n(t) = 0$ or 1. Such a property motivates our rounding strategy which will be discussed in Section IV. As a result, problem $\mathcal{P}1$ becomes

$$\mathcal{P}2: \quad \underset{\mathbf{P}, \mathbf{L}}{\text{minimize}} \quad \tilde{F}(\mathbf{P}, \mathbf{L}), \quad \text{subject to} \quad (9), (10).$$

Note that the optimal value of problem $\mathcal{P}2$ is a lower bound on the optimal value of $\mathcal{P}1$, because $\tilde{F}(\mathbf{P}, \mathbf{L}) \leq F(\mathbf{P}, \mathbf{L})$ for all (\mathbf{P}, \mathbf{L}) and the feasible sets of the two problems are the same.

2) *Convex transformation:* To handle the non-convex constraint (9), we introduce a new variable

$$\phi_n(t) \triangleq (\log(1 + p_n(t) g_n(t)) - \epsilon_n(t)) l_n(t) \quad (12)$$

to replace the variable $p_n(t)$. As a result, the throughput constraint (9) becomes linear

$$\sum_{t \in \mathcal{T}} \phi_n(t) \geq S_n, \forall n \quad (13)$$

and the power constant in (10) also becomes linear

$$\phi_n(t) \in [-\epsilon_n(t) l_n(t), \bar{c}_n(t) l_n(t)] \quad (14)$$

where $\bar{c}_n(t) \triangleq \log(1 + \bar{p}_n(t) g_n(t)) - \epsilon_n(t)$, due to the monotonic increasing property of the function $\phi_n(t)$ over $p_n(t)$. In addition, the variable $p_n(t)$ can be derived to a function of $\phi_n(t)$ and $l_n(t)$, as

$$p_n(t) = \begin{cases} (2^{\phi_n(t)/l_n(t) + \epsilon_n(t)} - 1) / g_n(t) & l_n(t) > 0 \\ 0 & l_n(t) = 0. \end{cases} \quad (15)$$

As a result, the cost function (11) can be expressed as

$$\sum_{t \in \mathcal{T}} \sum_{n \in \mathcal{N}} \left(\frac{2^{\frac{\phi_n(t)}{l_n(t)} + \epsilon_n(t)} - 1}{g_n(t)} + \lambda \right) l_n(t) \quad (16)$$

which is convex, because for each t and n , the summand $((2^{\phi_n(t)/l_n(t) + \epsilon_n(t)} - 1) / g_n(t) + \lambda) l_n(t)$ is a perspective function of a convex function $\varphi(x) \triangleq (2^{x + \epsilon_n(t)} - 1) / g_n(t) + \lambda$, and thus is convex [28].

Using the transformed objective function (16), and the transformed constraints (13)–(14), the problem $\mathcal{P}2$ is transformed into the following problem

$$\begin{aligned} \mathcal{P}3: \quad & \underset{\Phi, \mathbf{L}}{\text{minimize}} \quad \sum_{t \in \mathcal{T}} \sum_{n \in \mathcal{N}} \left(\frac{2^{\frac{\phi_n(t)}{l_n(t)} + \epsilon_n(t)} - 1}{g_n(t)} + \lambda \right) l_n(t) \\ & \text{subject to} \quad \sum_{t \in \mathcal{T}} \phi_n(t) \geq S_n, \forall n \\ & \quad \quad \quad \phi_n(t) \in [-\epsilon_n(t) l_n(t), \bar{c}_n(t) l_n(t)], \forall n, t \\ & \quad \quad \quad \mathbf{l}(t) \in \mathcal{L}, \forall t \end{aligned}$$

where $\Phi \triangleq [\phi_n(t)]_{t \in \mathcal{T}, n \in \mathcal{N}} \in \mathbb{R}^{T \times N}$.

The transformed problem $\mathcal{P}3$ is convex because the objective function is convex and all the constraints are linear. Therefore, it can be solved efficiently.

C. Optimal solution for $N = 1$

While problem $\mathcal{P}3$ is convex, solving problem $\mathcal{P}3$ by general solvers, such as the (iterative) subgradient or interior-point methods, has complexity higher than $\mathcal{O}(N^3 T^3)$ per iteration [29], which will be overwhelming for a large number of time slots T when we want to optimize over a large time horizon or for smaller time slots. As a result, the key challenge in radio-map-assisted predictive communication is to develop efficient algorithms to solve the optimization problem for a large T . To tackle this challenge, we first develop a semi-closed form solution to $\mathcal{P}3$ under $N = 1$.

For simplicity, we omit the subscript n in the variables such as ϕ_n and l_n since $N = 1$. Then in problem $\mathcal{P}3$, the resource allocation variables become $\phi = [\phi(t)]_{t \in \mathcal{T}}$ and $\mathbf{l} = [l(t)]_{t \in \mathcal{T}}$, and the cost is written as $\sum_{t \in \mathcal{T}} ((2^{\phi(t)/l(t) + \epsilon(t)} - 1) / g(t) + \lambda) l(t)$. Since $\mathcal{P}3$ is convex, the solution to $\mathcal{P}3$ satisfies the Karush-Kuhn-Tucker (KKT) conditions which can be derived as follows.

Lemma 2. *let x_0 be the solution to $\vartheta(x) = 0$, where*

$$\vartheta(x) \triangleq (2^{x + \epsilon(t)} - 1) / g(t) + \lambda - x (\ln 2 \cdot 2^{x + \epsilon(t)} / g(t)). \quad (17)$$

The root x_0 is unique in the region $x \geq 0$, Moreover, $0 < x_0 \leq \max\{2 / \ln 2, \log(\lambda g(t) - 1) - \epsilon(t)\}$.

Proof. See Appendix B □

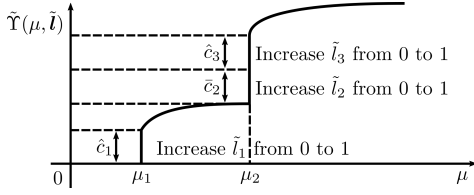


Figure 2. Illustration of $\tilde{Y}(\mu, \tilde{l})$ over μ and \tilde{l} , where one slot is activated when $\mu = \mu_1$, and two slots are activated when $\mu = \mu_2$.

Denote $\hat{c}(t)$ as the solution to $\vartheta(x; g(t), \epsilon(t)) = 0$ for $x \geq 0$. From Lemma 2, the mapping from $g(t)$ and $\epsilon(t)$ to $\hat{c}(t)$ is unique. In addition, denote $\hat{\mu}(t) \triangleq \ln 2 \cdot 2^{\hat{c}(t) + \epsilon(t)} / g(t)$, $\bar{\mu}(t) \triangleq \ln 2 \cdot (1/g(t) + \bar{p}(t))$, and $\tilde{\mu}(t) \triangleq (\bar{p}(t) + \lambda) / (\log(1 + \bar{p}(t)g(t)) - \epsilon(t))$. We have the following result to characterize the solution to $\mathcal{P}3$ under $N = 1$.

Proposition 1. (Optimal solution under $N = 1$) The optimal solution (ϕ, l) to $\mathcal{P}3$ under $N = 1$ is given by

(i) for $t \in \mathcal{T}_1 \triangleq \{t \in \mathcal{T} : \hat{c}(t) \leq \bar{c}(t)\}$

$$\phi(t) = \begin{cases} 0 & \mu < \hat{\mu}(t) \\ \hat{c}(t)\tilde{l}(t) & \mu = \hat{\mu}(t) \\ \log(\mu g(t) / \ln 2) - \epsilon(t) & \hat{\mu}(t) < \mu < \bar{\mu}(t) \\ \bar{c}(t) & \mu \geq \bar{\mu}(t) \end{cases} \quad (18)$$

$$l(t) = \mathbb{I}\{\mu > \hat{\mu}(t)\} + \tilde{l}(t)\mathbb{I}\{\mu = \hat{\mu}(t)\} \quad (19)$$

(ii) for $t \in \mathcal{T}_2 \triangleq \{t \in \mathcal{T} : \hat{c}(t) > \bar{c}(t)\}$

$$\phi(t) = \begin{cases} 0 & \mu < \tilde{\mu}(t) \\ \bar{c}(t)\tilde{l}(t) & \mu = \tilde{\mu}(t) \\ \bar{c}(t) & \mu > \tilde{\mu}(t) \end{cases} \quad (20)$$

$$l(t) = \mathbb{I}\{\mu > \tilde{\mu}(t)\} + \tilde{l}(t)\mathbb{I}\{\mu = \tilde{\mu}(t)\} \quad (21)$$

where $\{\mu \geq 0, \tilde{l} \triangleq [\tilde{l}(t)]_{t \in \mathcal{T}}\}$ are parameters chosen to satisfy

$$\tilde{Y}(\mu, \tilde{l}) \triangleq \sum_{t \in \mathcal{T}} \phi(t) = S \quad (22)$$

and $\tilde{l}(t) \in [0, 1], \forall t \in \mathcal{T}$.

Proof. See Appendix C. \square

As a result, we can obtain the optimal solution to $\mathcal{P}3$ by solving equation (22). In addition, the throughput function $\tilde{Y}(\mu, \tilde{l})$ is proven to be monotonically non-decreasing over μ and \tilde{l} , as shown in the following proposition.

Proposition 2. (Monotonicity) For any $\mu_1 > \mu_2 \geq 0$ and $\mathbf{1} \succcurlyeq \tilde{l}_1, \tilde{l}_2 \succcurlyeq \mathbf{0}$ ¹ it holds that $\tilde{Y}(\mu_1, \tilde{l}) \geq \tilde{Y}(\mu_2, \tilde{l})$. For any $\mathbf{1} \succcurlyeq \tilde{l}_1 \succcurlyeq \tilde{l}_2 \succcurlyeq \mathbf{0}$ and $\mu \geq 0$, it holds that $\tilde{Y}(\mu, \tilde{l}_1) \geq \tilde{Y}(\mu, \tilde{l}_2)$.

Proof. See Appendix D. \square

Fig. 2 illustrates monotonicity of $\tilde{Y}(\mu, \tilde{l})$. It is shown that (i) When $\mu < \mu_1$, $\tilde{Y} = 0$; (ii) When $\mu > \mu_1$, \tilde{Y} is increasing over μ ; (iii) When $\mu = \mu_i$, \tilde{Y} is increasing over \tilde{l}_i . Based on the monotonicity, one solution μ^* and \tilde{l}^* can be found using bisection search as described in Algorithm 1.

¹Here, the notation $\mathbf{a} \succcurlyeq \mathbf{b}$ means that $\forall i, a_i \geq b_i$. The notation $\mathbf{a} \succ \mathbf{b}$ means that $\forall i, a_i \geq b_i$, and $\exists i, a_i > b_i$.

Algorithm 1 Fast dual-based algorithm for $N = 1$.

Bisection search to determine μ^* .

- 1) Set $\mu_{\max} = \max_{t \in \mathcal{T}} \{\bar{\mu}(t), \tilde{\mu}(t)\}$, $\mu_{\min} = 0$;
- 2) Set $\mu = (\mu_{\max} + \mu_{\min})/2$, if $\tilde{Y}(\mu, \mathbf{0}) > S$, set $\mu_{\max} = \mu$; otherwise, set $\mu_{\min} = \mu$;
- 3) Repeat step 2) until $|\mu_{\max} - \mu_{\min}|$ is small enough;
- 4) Set $\mu^* = \mu_{\min}$.

Bisection search to determine \tilde{l}^* .

- 5) Set $l_{\max} = 1, l_{\min} = 0$;
- 6) Set $l = (l_{\max} + l_{\min})/2$ and $\tilde{l} = l \cdot \mathbf{1}$, if $\tilde{Y}(\mu^*, \tilde{l}) > S$, set $l_{\max} = l$; otherwise, set $l_{\min} = l$;
- 7) Repeat step 2) until $|l_{\max} - l_{\min}|$ is small enough;
- 8) Set $l^* = l_{\max}$ and $\tilde{l} = l^* \cdot \mathbf{1}$.

Set ϕ^* and l^* according to (18) – (21).

The computational complexity of Algorithm 1 is $\mathcal{O}(T)$ consisted of $\mathcal{O}(1)$ steps for the bisection search of μ^* and \tilde{l}^* , where each step requires $\mathcal{O}(T)$ for calculating $\tilde{Y}(\mu, \tilde{l})$.

D. Efficient algorithm for $N > 1$

It is observed from $\mathcal{P}3$ that for $N > 1$, the variables are coupled over n only by the constraint $l \in \mathcal{L}$. This observation suggests that $\mathcal{P}3$ can be decomposed into N subproblems, provided the coupled constraint involving $l_n(t)$ can be handled. To this end, a partial-dual-based algorithm is proposed, where the partial dual problem is given by

$$\underset{\mathbf{v} \geq \mathbf{0}}{\text{maximize}} \quad q(\mathbf{v})$$

where $q(\mathbf{v})$ is the partial dual function over the Lagrangian parameter $\mathbf{v} = [v(t)]_{t \in \mathcal{T}}$, as given by the value of the following problem

$$\mathcal{P}4: \quad \underset{\Phi, \mathbf{L}}{\text{minimize}} \quad Q(\Phi, \mathbf{L}; \mathbf{v})$$

$$\text{subject to} \quad \sum_{t \in \mathcal{T}} \phi_n(t) \geq S_n, \forall n$$

$$\phi_n(t) \in [-\epsilon_n(t)l_n(t), \bar{c}_n(t)l_n(t)], \forall n, t$$

$$l_n(t) \in [0, 1], \forall n, t$$

and $Q(\Phi, \mathbf{L}; \mathbf{v}) \triangleq \sum_{t \in \mathcal{T}} \sum_{n \in \mathcal{N}} ((2^{\phi_n(t)/l_n(t) + \epsilon_n(t)} - 1)/g_n(t) + \lambda)l_n(t) + \sum_{t \in \mathcal{T}} v(t)(\sum_{n \in \mathcal{N}} l_n(t) - 1)$.

Denote $\lambda(t) \triangleq \lambda + v(t)$, the objective function can be expressed as $Q(\Phi, \mathbf{L}; \mathbf{v}) = \sum_{n \in \mathcal{N}} \sum_{t \in \mathcal{T}} ((2^{\phi_n(t)/l_n(t) + \epsilon_n(t)} - 1)/g_n(t) + \lambda(t))l_n(t) - \sum_{t \in \mathcal{T}} v(t)$. Then the problem $\mathcal{P}4$ can be decoupled to N following sub-problem

$$\underset{\phi_n, l_n}{\text{minimize}} \quad \sum_{t \in \mathcal{T}} \left(\frac{2^{\frac{\phi_n(t) + \epsilon_n(t)}{l_n(t)} - 1}}{g_n(t)} + \lambda(t) \right) l_n(t) - \sum_{t \in \mathcal{T}} \frac{v(t)}{N}$$

$$\text{subject to} \quad \sum_{t \in \mathcal{T}} \phi_n(t) \geq S_n$$

$$\phi_n(t) \in [-\epsilon_n(t)l_n(t), \bar{c}_n(t)l_n(t)], \forall t$$

$$l_n(t) \in [0, 1], \forall t.$$

The above problem is equivalent to $\mathcal{P}3$ for $N = 1$ case discussed in Section III-C, where the solution is given in

Algorithm 2 Alternative optimization algorithm for $N > 1$.

Initialization process: set \mathbf{v}_0 .

- 1) Alternatively optimize (ϕ_n, \mathbf{l}_n) from $n = 1$ to N by Algorithm 1;
- 2) Update \mathbf{v}_{k+1} using gradient projection method and go to step 1 until $\|\mathbf{v}_{k+1} - \mathbf{v}_k\|_F$ is small enough.

Output $(\Phi^{(k)}, \mathbf{L}^{(k)})$.

Proposition 1 with the constant penalty λ to be replaced by $\lambda(t)$, and a constant $-\sum_{t \in \mathcal{T}} v(t)/N$ to be added into the objective.

For maximizing $q(\mathbf{v})$, the gradient projection method is used, and the algorithm stops when the $\|\mathbf{v}_{k+1} - \mathbf{v}_k\|_F$ is small enough. The detailed algorithm is shown in Algorithm 2.

Algorithm 2 converges because the dual problem is convex [28]. Moreover, the converged values $(\Phi^{(k)}, \mathbf{L}^{(k)})$ is the optimal solution to $\mathcal{P}3$ because Slater's condition holds and strong duality holds since the objective function in $\mathcal{P}3$ is convex and all the constraints in $\mathcal{P}3$ are affine [28].

The computational complexity of Algorithm 2 is $\mathcal{O}(NT)$ per iteration, constructed by N times of $\mathcal{O}(T)$ for calculating (ϕ_n, \mathbf{l}_n) .

IV. ROUNDING STRATEGY

Although we can efficiently solve for $\mathcal{P}3$ via Algorithm 2, which equivalently solves for $\mathcal{P}2$, the solution may not be optimal to $\mathcal{P}1$, since $\mathcal{P}2$ is only a relaxed version of $\mathcal{P}1$. In some extreme cases, the solution to $\mathcal{P}2$ can lead to an unexpectedly large gap from the optimal value of $\mathcal{P}1$. In this section, we develop a cost-aware rounding strategy to adjust the solution obtained from $\mathcal{P}2$, and show that the solution with rounding strategy is asymptotically optimal in small slot duration.

A. Challenge due to non-unique solutions to $\mathcal{P}2$

One particular scenario where the solution from problem $\mathcal{P}2$ yields a significant performance gap from $\mathcal{P}1$ is when the channel $g_n(t)$ is constant over t . In this case, the optimal solutions to $\mathcal{P}2$ are not unique, and a possible solution is to allocate equal power to a number of time slots which can be fractionally used, i.e., $\sum_{n \in \mathcal{N}} l_n(t)$ is strictly less than 1. This phenomenon can be understood by the water-filling solution for capacity-achieving power allocation, where the time slots with the same channel gain will be allocated with the same power and the same frequency resource $l_n(t)$. While this solution is optimal in minimizing the relaxed cost function \bar{F} in (11), it is not optimal for the original cost function in (3), due to the discontinuous indicator function, $\mathbb{I}\{\sum_{n \in \mathcal{N}} l_n(t) > 0\}$.

We construct a numerical example in Appendix E and show that directly applying the solution obtained in $\mathcal{P}2$ may yield an additional cost of $(T-1)\lambda$ in (3) above the minimum. Note that such a performance gap can be arbitrarily large for an arbitrarily large duration T .

Here, we investigate the conditions that characterize the set of equivalent solutions to $\mathcal{P}2$. Given a transmission strategy

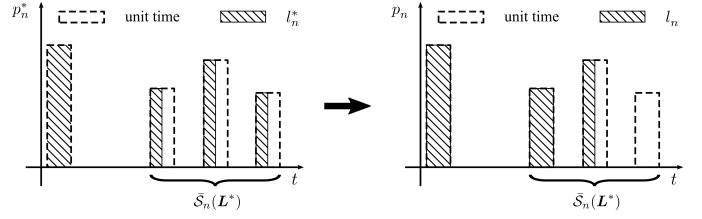


Figure 3. The equivalence of multiple solutions under the optimality preservation conditions for receiver n .

(\mathbf{P}, \mathbf{L}) , let $\bar{\mathcal{S}}(\mathbf{L})$ denote the set of partially used slots defined as $\{t \in \mathcal{T} : \sum_{n \in \mathcal{N}} l_n(t) \notin \{0, 1\}\}$. Let $\mathcal{T}_n(\mathbf{L})$ denote the set of slots allocated to node n as $\{t \in \mathcal{T} : l_n(t) > 0\}$. Then, the set of slots that are partially used and specifically used by node n is given by $\bar{\mathcal{S}}_n(\mathbf{L}) \triangleq \bar{\mathcal{S}}(\mathbf{L}) \cap \mathcal{T}_n(\mathbf{L})$.

Proposition 3. (Equivalent solutions to $\mathcal{P}2$) For any optimal solution to $\mathcal{P}2$, $(\mathbf{P}^*, \mathbf{L}^*)$, a feasible solution (\mathbf{P}, \mathbf{L}) is also optimal if the following conditions are satisfied: (i) $p_n(t) = p_n^*(t)$, $\forall n \in \mathcal{N}, t \in \mathcal{T}$; (ii) $l_n(t) = l_n^*(t)$, $\forall t \notin \bar{\mathcal{S}}_n(\mathbf{L}^*)$, $\forall n \in \mathcal{N}$; (iii) $\sum_{t \in \bar{\mathcal{S}}_n(\mathbf{L}^*)} (p_n(t) + \lambda) l_n(t) = \sum_{t \in \bar{\mathcal{S}}_n(\mathbf{L}^*)} (p_n(t) + \lambda) l_n^*(t)$, $\forall n \in \mathcal{N}$.

Proof. See Appendix F. \square

As a result, there are multiple optimal solutions to $\mathcal{P}2$ if the cardinality of $\bar{\mathcal{S}}_n(\mathbf{L}^*)$ is greater than 1. Fig. 3 illustrates the equivalence of multiple solutions under the conditions in Proposition 3. The solutions in the two subfigures of Fig. 3 have identical costs in (11), because the power allocation in the right subfigure is to concentrate the two half slots with the same power allocation in the left subfigure into one full slot. In addition, both solutions have identical throughput according to Proposition 3, because the cost in (11) consumed by the slots in set $\bar{\mathcal{S}}_n(\mathbf{L}^*)$ of the two solutions are identical. However, although the two solutions yield the same cost in (11), the solution on the right is more desired because it uses only 3 time slots as opposed to 4 time slots used by the solution on the left.

B. Cost-aware rounding algorithm

To circumvent the issue from the non-unique optimal solutions, we develop an easy-to-implement strategy to find a better solution. At first, we prove that the cost gap is due to the number of partially used slots.

Proposition 4. (Cost upper bound) Denote F^* as the minimum cost of $\mathcal{P}1$. For any optimal solution $(\mathbf{P}^*, \mathbf{L}^*)$ to $\mathcal{P}2$, the cost in (3) satisfies $F(\mathbf{P}^*, \mathbf{L}^*) - F^* \leq |\bar{\mathcal{S}}(\mathbf{L}^*)|\lambda$.

Proof. See Appendix G. \square

As a result, the performance gap to the optimum of $\mathcal{P}1$ can be decreased by reducing the number of the partially-used slot sets, $|\bar{\mathcal{S}}(\mathbf{L})|$.

Based on Proposition 3, one can derive a set of optimal solutions $\{(\mathbf{P}, \mathbf{L})\}$ based on a particular solution $(\mathbf{P}^*, \mathbf{L}^*)$ to $\mathcal{P}2$. In addition, we are interested in the solution that minimizes $|\bar{\mathcal{S}}(\mathbf{L})|$ because of Proposition 4. Given a particular solution $(\mathbf{P}^*, \mathbf{L}^*)$ to $\mathcal{P}2$, compute the parameter $\bar{\mathcal{S}}_n = \bar{\mathcal{S}}_n(\mathbf{L}^*)$ and

Algorithm 3 Cost-ware Rounding Algorithm

Initialization process: set $n \leftarrow 0$.

- 1) Calculate $\hat{\mathcal{S}}_n$ and \hat{F}_n based on $(\mathbf{P}^*, \mathbf{L}^*)$;
- 2) Arbitrarily fixing the order of elements in the set $\hat{\mathcal{S}}_n$, and bisection search k and $\tilde{l}_n(t)$ according to (27);
- 3) Update $l_n^*(t)$ for $t \in \hat{\mathcal{S}}_n$ according to (26), set $n \leftarrow n+1$, and go to step 1 until $n > N$.

Output $\hat{\mathbf{L}} = \mathbf{L}^*$.

$\hat{F}_n = \sum_{t \in \hat{\mathcal{S}}_n} (p_n^*(t) + \lambda) l_n^*(t)$. An equivalent solution to $\mathcal{P}2$ with a minimum $|\mathcal{S}(\mathbf{L})|$ can be found by solving the following problem:

$$\mathcal{P}5: \quad \underset{\mathbf{L}}{\text{minimize}} \quad |\bar{\mathcal{S}}(\mathbf{L})|$$

$$\text{subject to} \quad \mathbf{l}(t) \in \mathcal{L}, \forall t \in \hat{\mathcal{S}}_n \quad (23)$$

$$l_n(t) = l_n^*(t), \forall t \notin \hat{\mathcal{S}}_n, \forall n \quad (24)$$

$$\sum_{t \in \hat{\mathcal{S}}_n} (p_n^*(t) + \lambda) l_n(t) = \hat{F}_n, \forall n \quad (25)$$

and $\mathbf{P} = \mathbf{P}^*$. It follows that $p_n(t) = p_n^*(t)$ meets the first condition in Proposition 3, and constraint (24) and constraint (25) correspond to the last two conditions in Proposition 3, respectively. Condition (23) ensures the solution is feasible to $\mathcal{P}2$. Thus, the optimal solution to $\mathcal{P}5$ is also an optimal solution to $\mathcal{P}2$ according to Proposition 3.

Problem $\mathcal{P}5$ can be solved by an sequential approach by decomposing it into N subproblems by partially optimizing variable $l_n(t)$. Specially, given $l_m^*(t)$, $m \neq n$, the constraint $l_n(t) \in \mathcal{L}$ in $\mathcal{P}5$ becomes $0 \leq l_n(t) \leq 1 - \sum_{m \neq n} l_m^*(t)$, and the objective becomes $|\bar{\mathcal{S}}_n(\mathbf{L})|$. Then the n th subproblem of $\mathcal{P}5$ degenerates to minimizing the cardinality of the set $\bar{\mathcal{S}}_n(\mathbf{L})$ with modified constraint $0 \leq l_n(t) \leq 1 - \sum_{m \neq n} l_m^*(t)$.

For simplification, we use a bisection searching method to approximately solve the subproblem, that is, updating $l_n(t)$ for $t \in \hat{\mathcal{S}}_n$ while leaving $l_n(t)$ for $t \notin \hat{\mathcal{S}}_n$ unchanged, as shown in Algorithm 3. By arbitrarily fixing the order of elements in the set $\bar{\mathcal{S}}_n(\mathbf{L})$, as $\{q_1, \dots, q_K\}$, where $K = |\hat{\mathcal{S}}_n|$, we opt for the first k slots in $\hat{\mathcal{S}}_n$ for full usage, and allocate the $(k+1)$ th slot according to the constraint (25), while leaving the remaining $K - k - 1$ slots unused. In other words,

$$l_n(t) = \begin{cases} 1 - \sum_{m \neq n} l_m^*(t) & t \in \{q_1, \dots, q_k\} \\ \tilde{l}_n(t) & t = q_{k+1} \\ 0 & t \in \{q_{k+1}, \dots, q_K\} \end{cases} \quad (26)$$

where $k \in \mathbb{Z}^+$ and $\tilde{l}_n(t) \in [0, 1 - \sum_{m \neq n} l_m^*(t)]$ is chosen to satisfy condition (25), that is the solution of the following equation

$$\sum_{n \in \{q_1, \dots, q_k\}} (p_n^*(t) + \lambda) \left(1 - \sum_{m \neq n} l_m^*(t) \right) + \left[(p_n^*(t) + \lambda) \tilde{l}_n(t) \right]_{n=q_{k+1}} = \hat{F}_n \quad (27)$$

which can be solved by bisection searching method because the summation function is monotonically increasing over k .

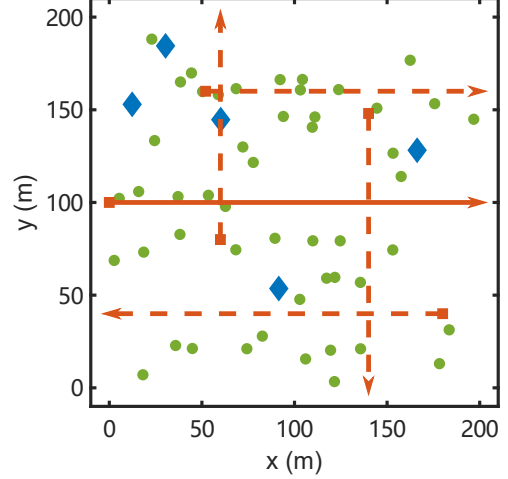


Figure 4. Illustration for BSs positions (blue diamonds), user positions (green circles), and UAV routes (red lines with directions), where the solid line represents the route of transmitting UAV and the dashed lines represent the route of receiving UAV.

1) *Complexity analysis:* The Algorithm 3 consists of N rounds of bisection searching for k and $\tilde{l}_n(t)$ with $\mathcal{O}(T \log(T))$ computational complexity, consisted of $\mathcal{O}(\log(T))$ steps for the bisection search of k^* and $\tilde{l}_n^*(t)$, where each step requires $\mathcal{O}(T)$ for calculating $\sum_{n \in \{q_1, \dots, q_k\}} (p_n^*(t) + \lambda) (1 - \sum_{m \neq n} l_m^*(t))$. As a result, the computational complexity of the Algorithm 3 is $\mathcal{O}(NT \log(T))$.

2) *Performance analysis:* Denote the slot duration as δ , and the transmission duration as Γ , and consequently, we have $T = \Gamma/\delta$. We prove that the cost gap reduces to $N\delta\lambda$ by cost-aware rounding algorithm.

Proposition 5. (Asymptotic optimality) Let F^* be the minimum cost of $\mathcal{P}1$ and $\hat{\mathbf{L}}$ be the output of Algorithm 3. Then, $F(\mathbf{P}^*, \hat{\mathbf{L}}) - F^* \leq N\delta\lambda$, i.e., $F(\mathbf{P}^*, \hat{\mathbf{L}}) \rightarrow F^*$ as $\delta \rightarrow 0$.

Proof. See Appendix H. \square

It is shown from Proposition 5 that the proposed rounding algorithm yields a solution that is asymptotically optimal for small slot duration δ .

V. SIMULATION

Consider a 200×200 m² area, where 5 BSs, acting as the nodes with known locations, and $N_{\text{ue}} = 100$ ground users, acting as the nodes with unknown locations, are randomly distributed, one UAV, serving as the transmitting node, navigates along the $y = 100$ route, and four UAVs, two flying horizontally and two vertically, acting as the receiving nodes, traverse this area, as shown in Fig. 4. The height of users, BSs, vertical-route UAVs, and horizontal-route UAVs are set 0 m, 10 m, 95 m, and 100 m. The speeds of transmitting and receiving UAVs are 5 m/s and 3 m/s, respectively.

The channels are realized by $h_j = g_j \xi_j$ according to (1), where g_j includes path loss and shadowing $[-g_j]_{dB} = \text{PL}_j + \chi$, and ξ_j follows a Gamma distribution $G(\kappa_j, 1/\kappa_j)$.

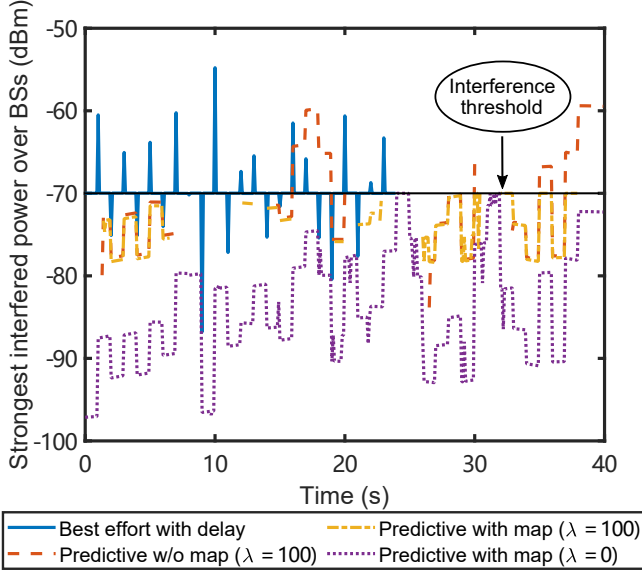


Figure 5. Strongest interference power received among the 5 BSs at each time slot over a duration of 40 seconds.

The shape parameter κ_j of is chosen randomly from 1 to 30. The shadowing is modeled by a log-normal distribution, where χ follows zero mean and 8 variance with correlated distance 5 m. The propagation for LOS and non-line-of-sight (NLOS) links is taken from the 3GPP Urban Micro (UMi) model in [30] as

$$PL_j = \begin{cases} 22.0 + 28.0 \log_{10}(d_j) + 20 \log_{10}(f_c), & \text{LOS link} \\ 22.7 + 36.7 \log_{10}(d_j) + 26 \log_{10}(f_c) & \text{NLOS link} \end{cases}$$

where d_j is the distance between the transmitting node and the receiving or interfered nodes, and $f_c = 3$ GHz represents the carrier frequency.

Since there is low blockage probability between UAVs, we assume the channel between transmitting node to receiving nodes is always in LOS, *i.e.*, $PL_j = PL_{\text{LOS}}$, and there is no shadowing between them, *i.e.*, $\chi = 0$.

The blockage status between UAV and ground nodes is simulated using the following steps. Initially, we employ the LOS probability model [31], [32]

$$\mathbb{P}(\text{LOS}, \theta) = \frac{1}{1 + a \exp(-b[\theta - a])} \quad (28)$$

to generate LOS probability according to the elevation angle $\theta = \sin^{-1}(u_j/d_j) \times 180/\pi$, where u_j represents their relative height, and the parameters are set $a = 11.95$ and $b = 0.14$ [32]. Subsequently, the blockage status is determined based on a threshold $p_{\text{th}} = 0.5$. The channel is considered blocked if $\mathbb{P}(\text{LOS}, \theta) < p_{\text{th}}$, otherwise, the channel is in LOS.

We evaluate the following baseline schemes

1) *Best effort with delayed channel information (Best effort with delay)*: This scheme optimizes the transmission power based solely on the current instantaneous channels and interference constraints, employing a best-effort transmission strategy. Specifically, for each upcoming time slot, it maximizes the throughput subject to the power and interference constraints, based on the current instantaneous channel conditions.

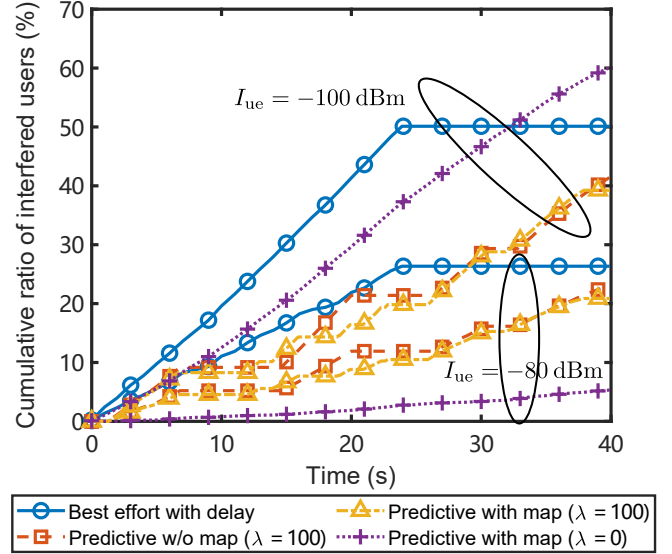


Figure 6. Cumulative ratio of interfered users at each time slot determined based on different interference thresholds I_{ue} .

2) *Predictive communication without a radio map (Predictive w/o map)*: When a radio map is not available, the probabilistic LOS model (28) is used for constructing an average channel gain model as $\bar{g}_j = \mathbb{P}(\text{LOS}, \theta) \cdot PL_{\text{LOS}} + (1 - \mathbb{P}(\text{LOS}, \theta)) \cdot PL_{\text{NLOS}}$. The predicted channel capacity is approximated by $\bar{c}_n \triangleq \log(1 + \beta p_n g_n)$, where $\beta = 0.5$ to back-off for the small-scale fading. The scheme then solves $\mathcal{P}1$ based on the predicted average channel gain \bar{g}_j and the predicted channel capacity \bar{c}_n .

3) *Proposed predictive optimization with radio maps (Predictive with map)*: The proposed scheme first calculates the attenuation $\epsilon_n(t)$ according to Lemma 1 and the interference-equivalent power upper bound $\bar{p}(t)$ according to (9), based on radio maps Θ . It then obtains an optimal solution to $\mathcal{P}2$ using Algorithm 2. Finally, the transmission strategy plan is obtained through rounding the solution to $\mathcal{P}2$ based on Algorithm 3.

A. Interference leakage

We first evaluate the impact of interference leakage on BSs with the a required data size $S_n = 500$ Mbits and interference threshold $I_{\text{bs}} = -70$ dBm. Fig. 5 shows the strongest interference power received among the 5 BSs at each time slot over a duration of $T = 40$ seconds. The results demonstrate that the proposed predictive optimization, which explores radio maps, can prevent all unintended receivers with known positions from experiencing interference (beyond the interference threshold). In contrast, when a radio map is not available, the baseline schemes cannot guarantee the interference constraints to be satisfied.

Subsequently, we evaluate the impact of interference leakage on users at unknown locations, as depicted in Fig. 6. For each time slot, a user is deemed to be interfered if the received interference power exceeds the interference threshold of users I_{ue} . Fig. 6 shows the cumulative ratio of interfered

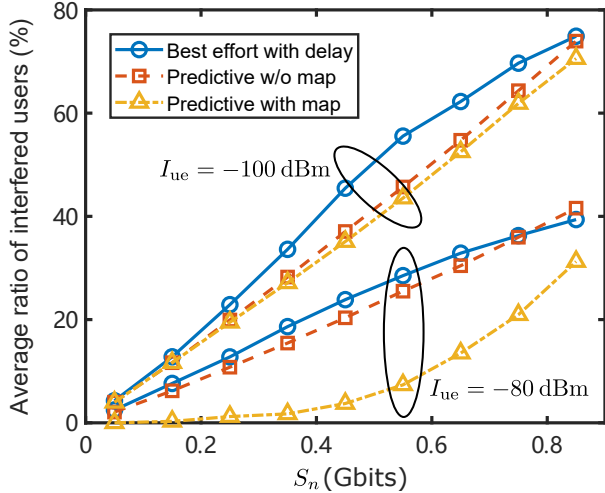


Figure 7. Average ratio of interfered users over different required data size determined by different interference threshold I_{ue} .

users at each time slot over a period of $T = 40$ seconds, where the ratio of interfered users at time t is computed as $r(t) = \sum_{q=1}^{N_{ue}} \mathbb{E} \left\{ \mathbb{I} \left\{ \mathbf{p}(t) \mathbf{t}^H(t) h_q(t) > I_{ue} \right\} \right\} / (N_{ue}T)$, where $h_q(t)$ is the channel gain between transmitting node to user q . It is observed that the cumulative ratio of interfered users for the best effort scheme over the 40 seconds, statistically roughly 50% of users experience at least -100 dBm interference and 20% of users experience at least -80 dBm interference for the entire period. For the proposed scheme with radio maps, these ratios reduce to 40% (at $\lambda = 100$) and 5% (at $\lambda = 0$), respectively, achieving a gain of 10%–15%. This is because the proposed scheme can reduce interference power by employing radio maps to concentrate the power on the good channels, and reduce the interference time by introducing the weighting factor to concentrate the transmission in fewer slots. The property of short transmission duration is also observed in Fig. 5 for the map-assisted scheme under $\lambda = 100$.

Fig. 7 evaluates the impact of interference leakage over the delivery of different data volume S_n , where the average ratio of interfered users is computed as $\sum_{t \in \mathcal{T}} r(t)$. On average, the number of users affected by interference is reduced by over 10%, even in the case without a radio map. With the employment of radio maps, this figure is further reduced by more than 14% (at $I_{ue} = -100$ dBm) and 70% (at $I_{ue} = -80$ dBm), leading to fewer users being interfered with even without knowing their locations or channels. The superiority is significant when handling medium-sized data volumes, for example, when $S_n = 400$ Mbits, the proposed predictive scheme with radio maps outperforms the best effort scheme by 23% (at $I_{ue} = -100$ dBm) and 90% (at $I_{ue} = -80$ dBm).

B. Convergence and complexity

We evaluate the following algorithms that also consider the universal interference and exploit the radio map, but use different strategies to plan resources.

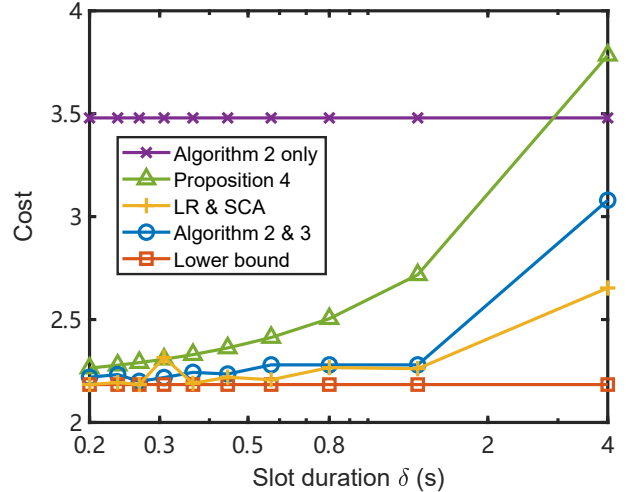


Figure 8. Costs over different slot durations δ .

1) *LR & SCA*: This algorithm solves the non-continuous non-convex problem $\mathcal{P}1$ through a four-step process. (i) Continuity Transformation: A new parameter $a(t) \triangleq \sum_{n \in \mathcal{N}} l_n(t)$ is introduced, replacing the indicator function $\mathbb{I} \left\{ \sum_{n \in \mathcal{N}} l_n(t) > 0 \right\}$, with constraints $a(t) \in [0, 1]$ and $a(t)(1 - a(t)) \leq 0$; (ii) LR [26]: The non-convex constraint $a(t)(1 - a(t)) \leq 0$ is incorporated into the objective function with a penalty factor; (iii) SCA [27]: The local problem is approximated to a convex problem using Taylor's approximation; (iv) CVX solver [33]: The local convex problem is solved using the CVX tool.

In addition, we evaluate the cost of the scheme without rounding, *i.e.*, applying the solution to Algorithm 2 for transmission planning, the cost lower bound, *i.e.*, the optimal value \tilde{F}^* of the relaxed problem $\mathcal{P}2$, and the theoretical largest performance gap of the proposed relax-then-round strategy according to Proposition 4, *i.e.*, $\tilde{F}^* + N\delta\lambda$.

Fig. 8 depicts the cost with the slot duration δ . It is observed that the cost of the proposed scheme with cost-aware rounding (Algorithm 2 & 3) consistently remains below the theoretical upper bound (Proposition 4), and both converge towards the lower bound as the slot duration δ diminishes. This validates the performance gap solution in Proposition 4 and aligns with the asymptotic optimality of the proposed scheme. In comparison, a significant gap to the optimum is noted in the absence of a rounding process (Algorithm 2 only).

While LR & SCA and proposed schemes have similar performance, the computational complexity is significantly different. Table. I shows the running time over different slot lengths. The comparison includes the LR & SCA and CVX & Algorithm 3 schemes, with the latter addressing the proposed relax-then-rounding problem not with the proposed dual-based algorithm solving problem $\mathcal{P}3$, but with the CVX tool. It is demonstrated that the proposed dual-based algorithm achieves a time-saving factor of 50 times less than the CVX scheme and 1000 times less than the LR & SCA scheme for the case of $N = 4$. These results suggest that the proposed dual-based algorithm is significantly more efficient than the general

Table I
COMPUTATIONAL TIME (S) OVER DIFFERENT SLOT NUMBER T AND
RECEIVING NODE N .

T ($N = 4$)	10	50	90	130	170
LR & SCA	106.4	357.9	587.5	1165	1222
CVX & Algorithm 3	3.854	13.510	23.996	29.212	38.603
Algorithm 2 & 3	0.128	0.273	0.413	0.513	0.652
T ($N = 2$)	10	50	90	130	170
LR & SCA	57.78	114.7	121.3	232.9	306.5
CVX & Algorithm 3	2.306	6.099	10.26	14.18	18.32
Algorithm 2 & 3	0.002	0.003	0.004	0.008	0.009

solver, and the proposed relax-then-round scheme outperforms the general LR-based and SCA-based algorithm in terms of efficiency. In addition, for the case of $N = 2$, the proposed dual-based algorithm achieves a time-saving factor of 1000 times less than the CVX scheme and 30,000 times less than the LR & SCA scheme. This is because the parameter v in Algorithm 2 converges faster for smaller N , such that the running time is dominated by step 1 with computational complexity $\mathcal{O}(NT)$.

VI. CONCLUSION

This paper exploits radio maps and develops a relax-then-round scheme for interference-aware predictive UAV communications. First, a radio-map-assisted optimization problem is formulated, addressing the uncertainty of future CSI and converting the interference limit to an equivalent power limit by exploiting radio maps. Then, the non-convex problem is relaxed and transformed into a convex one, and a dual-based algorithm with complexity $\mathcal{O}(NT)$ per iteration is proposed. Subsequently, a cost-aware rounding algorithm with complexity $\mathcal{O}(NT \log(T))$ is developed, which is theoretically proven to guarantee asymptotic optimality. Simulations validate that the radio-map-assisted scheme effectively prevent all unintended receivers with known positions from experiencing interference, and substantially reduces the interference to the users at unknown locations. Furthermore, the numerical results confirm that the proposed relax-then-round scheme converges to the optimum as the slot duration diminishes, and the running time of the proposed scheme achieves orders of magnitude of reduction.

APPENDIX A PROOF OF LEMMA 1

Since h_n follows Gamma distribution $G(\kappa_n, g_n/\kappa_n)$, then $p_n h_n$ follows Gamma distribution $G(\kappa_n, p_n g_n/\kappa_n)$. Based on logarithmic Jensen's gap theory [34, Proposition 3], we have

$$\log(1 + \mathbb{E}\{p_n h_n\}) - \mathbb{E}\{\log(1 + p_n h_n)\} \leq \epsilon_n$$

where $\epsilon_n = \log(e)/\kappa_n - \log(1 + 1/(2\kappa_n))$. Thus we have

$$\begin{aligned} \mathbb{E}\{\log(1 + p_n h_n)\} &\geq \log(1 + \mathbb{E}\{p_n h_n\}) - \epsilon_n \\ &= \log(1 + p_n g_n) - \epsilon_n. \end{aligned}$$

APPENDIX B PROOF OF LEMMA 2

At first, the function $\vartheta(x)$ is monotonically decreasing in $x > 0$, because its first derivative $\frac{\partial \vartheta}{\partial x} = -x(\ln 2)^2 2^{x+\epsilon(t)}/g(t)$ is less than 0 for $x > 0$. Then, we have $\vartheta(0) = (2^{\epsilon(t)} - 1)/g(t) + \lambda > 0$ and

$$\begin{aligned} &\vartheta(\max\{2/\ln 2, \log(\lambda g(t) - 1) - \epsilon(t)\}) \\ &\leq (2^{x+\epsilon(t)} - 1)/g(t) + \lambda - 2 \cdot (2^{x+\epsilon(t)}/g(t)) \\ &= -2^{x+\epsilon(t)}/g(t) + \lambda - 1/g(t) \\ &\leq -(\lambda g(t) - 1)/g(t) + \lambda - 1/g(t) \\ &= 0. \end{aligned}$$

As a result, the function $\vartheta(x)$ has a unique root in $x \geq 0$, and the root lies in $(0, \max\{2/\ln 2, \log(\lambda g(t) - 1) - \epsilon(t)\}]$.

APPENDIX C PROOF OF PROPOSITION 1

For any $t \in \mathcal{T}$, any feasible negative $\phi(t)$ will decrease the throughput and increase the cost, thus there must be optimal $\phi^*(t) \geq 0$. In other words, the optimal solution to problem $\mathcal{P}3$ under $N = 1$ is equivalent to the solution to the following problem

$$\begin{aligned} \mathcal{P}6: \quad &\underset{\phi, l}{\text{minimize}} && \sum_{t \in \mathcal{T}} \left(\frac{2^{\frac{\phi(t)}{l(t)} + \epsilon(t)} - 1}{g(t)} + \lambda \right) l(t) \\ &\text{subject to} && \sum_{t \in \mathcal{T}} \phi(t) \geq S \\ &&& \phi(t) \in [0, \bar{c}(t)l(t)], l(t) \in [0, 1], \forall t. \end{aligned}$$

Since the objective function in $\mathcal{P}6$ is convex and all the constraints in $\mathcal{P}6$ are affine, then Slater's condition holds and strong duality holds [28]. In other words, the KKT conditions provide necessary and sufficient conditions for optimality [28].

A. Optimality conditions

Let $\Lambda = [\mu, v_1, v_2, v_3, v_4]$ be the Lagrangian parameter set, then the Lagrangian function of $\mathcal{P}6$ is given by

$$\begin{aligned} L(\phi, l, \Lambda) &= \sum_{t \in \mathcal{T}} \left(\frac{2^{\frac{\phi(t)}{l(t)} + \epsilon(t)} - 1}{g(t)} + \lambda \right) l(t) + \mu \left(S - \sum_{t \in \mathcal{T}} \phi(t) \right) \\ &\quad + \sum_{t \in \mathcal{T}} (v_1(t) (-\phi(t)) + v_2(t) (\phi(t) - \bar{c}(t)l(t))) \\ &\quad + \sum_{t \in \mathcal{T}} (v_3(t) (-l(t)) + v_4(t) (l(t) - 1)). \end{aligned}$$

Let (ϕ^*, l^*) be the optimal solution to $\mathcal{P}6$ and Λ^* be the optimal Lagrange multiplier to its dual problem. Then we can derive from the KKT optimality conditions that $\forall t$, (ϕ^*, l^*, Λ^*) should satisfy

$$\frac{\partial L}{\partial \phi(t)} = 0 \tag{29}$$

$$\frac{\partial L}{\partial l(t)} = 0 \tag{30}$$

$$-\phi(t) v_1(t) \geq 0, v_1(t) \geq 0 \quad (31)$$

$$(\phi(t) - \bar{c}(t) l(t)) v_2(t) \geq 0, v_2(t) \geq 0 \quad (32)$$

$$-l(t) v_3(t) \geq 0, v_3(t) \geq 0 \quad (33)$$

$$(l(t) - 1) v_4(t) \geq 0, v_4(t) \geq 0 \quad (34)$$

$$\left(S - \sum_{t \in \mathcal{T}} \phi(t) \right) \mu \geq 0, \mu \geq 0. \quad (35)$$

Re-converting $\phi(t)$ by $c(t)$ and $l(t)$ according to $c(t) = \phi(t)/l(t)$, based on (29)-(35), we have that the optimal capacity and frequency allocation (c^*, l^*) should satisfy $\forall t$, (33, 34) and

$$\ln 2 \cdot 2^{c(t)+\epsilon(t)}/g(t) - \mu - v_1(t) + v_2(t) = 0 \quad (36)$$

$$\vartheta(c(t)) - v_2(t) \bar{c}(t) - v_3(t) + v_4(t) = 0 \quad (37)$$

$$-c(t) l(t) v_1(t) \geq 0, v_1(t) \geq 0 \quad (38)$$

$$(c(t) l(t) - \bar{c}(t) l(t)) v_2(t) \geq 0, v_2(t) \geq 0 \quad (39)$$

$$\left(S - \sum_{t \in \mathcal{T}} c(t) l(t) \right) \mu \geq 0, \mu \geq 0. \quad (40)$$

B. Optimal allocation strategy

Based on conditions (36, 38, 39), we can get the relationship between the optimal capacity $c^*(t)$ and the optimal Lagrangian multiplier μ^* during the non-zero allocated time $l^*(t)$. Note that when $l^*(t)$ is 0, the capacity $c^*(t)$ is 0, according to the definition of $p(t)$ in (15).

If $c^*(t) = 0$, then $v_1(t) \geq 0, v_2(t) = 0$ according to (38) and (39). Then, based on condition (36), we have $\mu^* \leq \ln 2 \cdot 2^{c^*(t)+\epsilon(t)}/g(t) = \ln 2 \cdot 2^{\epsilon(t)}/g(t)$. If $c^*(t) \in (0, \bar{c}(t))$, then $v_1(t) = 0, v_2(t) = 0$ according to (38) and (39). Then, based on condition (36), we have $\mu^* = \ln 2 \cdot 2^{c^*(t)+\epsilon(t)}/g(t)$. If $c^*(t) = \bar{c}(t)$, then $v_1(t) = 0, v_2(t) \geq 0$ according to (38) and (39). Then, based on condition (36), we have $\mu^* \geq \ln 2 \cdot 2^{c^*(t)+\epsilon(t)}/g(t) = \ln 2 \cdot 2^{\bar{c}(t)+\epsilon(t)}/g(t)$. In summary, the optimal allocated capacity can be expressed as a function of optimal Lagrangian multiplier μ^* , as

$$c^*(t) = \begin{cases} 0 & \mu^* \leq \underline{\mu}(t) \\ \log(\mu^* g(t) / \ln 2) - \epsilon(t) & \underline{\mu}(t) < \mu^* < \bar{\mu}(t) \\ \bar{c}(t) & \mu^* \geq \bar{\mu}(t) \end{cases} \quad (41)$$

where $\underline{\mu}(t) = \ln 2 \cdot 2^{\epsilon(t)}/g(t)$ and $\bar{\mu}(t) = \ln 2 \cdot 2^{\bar{c}(t)+\epsilon(t)}/g(t)$.

Based on conditions (33, 34, 37, 39), we can get the relationship between the optimal time $l^*(t)$ and the optimal capacity $c^*(t)$.

When $c^*(t) = 0$, there must be $l^*(t) = 0$. Otherwise, $v_2(t) = 0$ according to (39) and $v_3(t) = 0$ according to (33), then condition (37) becomes

$$(2^{\epsilon(t)} - 1)/g(t) + \lambda + v_4(t) = 0$$

thus $(2^{\epsilon(t)} - 1)/g(t) + \lambda \leq 0$, then $\lambda < 0$, which contradicts the setting of λ greater than 0.

When $c^*(t) > 0$, there are two cases based on whether the maximum generalized efficiency is achievable or not,

where the generalized efficiency function is defined as $\eta(t) \triangleq c(t)/\varphi(c(t))$, where $\varphi(c(t)) = (2^{c(t)+\epsilon(t)} - 1)/g(t) + \lambda$ represents the overall cost consumption. Since $\varphi(c(t))$ is convex over $c(t)$, then $\eta(t)$ is a quasi-concave function with respect to (w.r.t.) $c(t)$ [28], and the maximal generalized efficiency occurs where its first derivative $\frac{\partial \eta(t)}{\partial c(t)}$ equals to 0,

$$\frac{(2^{c(t)+\epsilon(t)} - 1)/g(t) + \lambda - c(t) (\ln 2 \cdot 2^{c(t)+\epsilon(t)}/g(t))}{((2^{c(t)+\epsilon(t)} - 1)/g(t) + \lambda)^2} = 0$$

that is, $\vartheta(c(t))/((2^{c(t)+\epsilon(t)} - 1)/g(t) + \lambda)^2 = 0$ according to the definition of $\vartheta(c(t))$ in (17). Since $((2^{c(t)+\epsilon(t)} - 1)/g(t) + \lambda)^2 > 0$ due to $c(t) \geq 0, \epsilon(t) \geq 0$, and $\lambda > 0$, the solution to the equation $\vartheta(c(t)) = 0$ with $c(t) \geq 0$ is the capacity with maximal generalized efficiency, denoted as $\hat{c}(t)$. Note that $\hat{c}(t)$ always exists and $\hat{c}(t) > 0$ according to Lemma 2. In other words,

$$\vartheta(c(t)) \begin{cases} > 0 & c(t) \in [0, \hat{c}(t)) \\ = 0 & c(t) = \hat{c}(t) \\ < 0 & c(t) > \hat{c}(t). \end{cases} \quad (42)$$

For the case (i) when the maximum generalized efficiency is achievable, that is, $t \in \mathcal{T}_1 \triangleq \{t \in \mathcal{T} : \hat{c}(t) \leq \bar{c}(t)\}$. If $c(t) \in [0, \hat{c}(t))$, we have $\vartheta(c(t)) > 0$ according to (42) and $v_2(t) = 0$ according to (39). Then based on (37), we have

$$-v_3(t) + v_4(t) < 0$$

which indicates $v_3(t) \neq 0$, thus $l^*(t) = 0$ according to (33).

If $c(t) = \hat{c}(t)$, we have $\vartheta(c(t)) = 0$ according to (42) and $v_2(t) = 0$ according to (39). Then based on (37), we have

$$-v_3(t) + v_4(t) = 0$$

which indicates $v_3(t) = v_4(t) \geq 0$, thus $l^*(t) \in [0, 1]$ according to (33) and (34).

If $c(t) \in (\hat{c}(t), \bar{c}(t)]$, we have $\vartheta(c(t)) < 0$ according to (42). Then based on (37), we have

$$-v_2(t) \bar{c}(t) - v_3(t) + v_4(t) > 0$$

which indicates $v_4(t) \neq 0$, thus $l^*(t) = 1$ according to (34).

In summary, the relationship between the optimal time $l^*(t)$ and the optimal capacity $c^*(t)$ is

$$l^*(t) \begin{cases} = 0 & c^*(t) \in [0, \hat{c}(t)) \\ \in [0, 1] & c^*(t) = \hat{c}(t) \\ = 1 & c^*(t) \in (\hat{c}(t), \bar{c}(t)] \end{cases} \quad (43)$$

for $t \in \mathcal{T}_1 \triangleq \{t : \hat{c}(t) \leq \bar{c}(t)\}$.

Similarly, for $t \in \mathcal{T}_2 \triangleq \{t : \hat{c}(t) > \bar{c}(t)\}$, we have

$$l^*(t) \begin{cases} = 0 & c^*(t) \in [0, \bar{c}(t)) \\ \in [0, 1] & c^*(t) = \bar{c}(t). \end{cases} \quad (44)$$

Finally, according to condition (40), the optimal solution $(c^*(t), l^*(t))$ is the solution to the following problem

$$\sum_{t \in \mathcal{T}} c(t) l(t) = S \quad (45)$$

otherwise, $\mu = 0$, then $c^*(t) = 0$ according to (41) and the throughput constraint cannot satisfy.

C. Dual problem

Denote $\tilde{l} \triangleq [\tilde{l}(t)]_{t \in \mathcal{T}}$ as the the frequency allocation when $\mu = \hat{\mu}(t)$ for $t \in \mathcal{T}_1$ and when $\mu = \tilde{\mu}(t)$ for $t \in \mathcal{T}_2$. Combine the optimal capacity allocation strategy (34) and the optimal frequency allocation strategy, (43) and (44), the optimal $\phi(t)$ and $l(t)$ can be expressed as

(i) for $t \in \mathcal{T}_1$

$$\phi(t) = \begin{cases} 0 & \mu < \hat{\mu}(t) \\ \hat{c}(t)\tilde{l}(t) & \mu = \hat{\mu}(t) \\ \log(\mu g(t)/\ln 2) - \epsilon(t) & \hat{\mu}(t) < \mu < \bar{\mu}(t) \\ \bar{c}(t) & \mu \geq \bar{\mu}(t) \end{cases} \quad (46)$$

$$l(t) = \mathbb{I}\{\mu > \hat{\mu}(t)\} + \tilde{l}(t)\mathbb{I}\{\mu = \hat{\mu}(t)\} \quad (47)$$

(ii) for $t \in \mathcal{T}_2$

$$\phi(t) = \begin{cases} 0 & \mu < \tilde{\mu}(t) \\ \bar{c}(t)\tilde{l}(t) & \mu = \tilde{\mu}(t) \\ \bar{c}(t) & \mu > \tilde{\mu}(t) \end{cases} \quad (48)$$

$$l(t) = \mathbb{I}\{\mu > \tilde{\mu}(t)\} + \tilde{l}(t)\mathbb{I}\{\mu = \tilde{\mu}(t)\} \quad (49)$$

where (46) holds because $\mu(t) < \hat{\mu}(t) \triangleq \ln 2 \cdot 2^{\hat{c}(t)+\epsilon(t)}/g(t)$ due to $\hat{c}(t) > 0$, and (48) holds because $\tilde{\mu}(t) = (\bar{p}(t) + \lambda)/(\log(1+\bar{p}(t)g(t)) - \epsilon(t))$ is the marginal rate of throughput cost when the slot is active at time t for $t \in \mathcal{T}_2$. Note that for $t \in \mathcal{T}_1$, the marginal rate of throughput cost, denoted as $\Delta\tilde{F}(t)/\Delta\phi(t)$, is always μ , according to Lemma 3.

Finally, combining the condition (45), the parameter (μ, \tilde{l}) are chosen from

$$\tilde{\Upsilon}(\mu, \tilde{l}) \triangleq \sum_{t \in \mathcal{T}} \phi(t) = S.$$

Lemma 3. For $t \in \mathcal{T}_1$, the marginal rate of throughput cost is always μ .

Proof. There are two kinds of throughput increasing for $t \in \mathcal{T}_1$, i) increasing the allocated time Δt when $\mu = \hat{\mu}(t)$; ii) increasing the allocated power Δp when $\hat{\mu}(t) < \mu < \bar{\mu}(t)$. For case i), the marginal rate of throughput cost is

$$\frac{\Delta\tilde{F}(t)}{\Delta\phi(t)} = \frac{(\hat{p}(t) + \lambda) \cdot \Delta t}{\hat{c}(t) \cdot \Delta t} = \frac{(2^{\hat{c}(t)+\epsilon(t)} - 1)/g(t) + \lambda}{\hat{c}(t)}. \quad (50)$$

Since $\vartheta(\hat{c}(t)) = 0$ according to (42), we have $(2^{\hat{c}(t)+\epsilon(t)} - 1)/g(t) + \lambda = \hat{c}(t) \cdot (\ln 2 \cdot 2^{\hat{c}(t)+\epsilon(t)}/g(t))$. Thus (50) becomes

$$\frac{\Delta\tilde{F}(t)}{\Delta\phi(t)} = \frac{\ln 2 \cdot 2^{\hat{c}(t)+\epsilon(t)}}{g(t)} \stackrel{(a)}{=} \hat{\mu}(t) = \mu$$

where (a) holds because $\hat{c}(t) = \log(\hat{\mu}(t)g(t)/\ln 2) - \epsilon(t)$ according to (41).

For case ii), the marginal rate of throughput cost is

$$\frac{\Delta\tilde{F}(t)}{\Delta\phi(t)} = \frac{\nabla_{\mu} p(t) \cdot \Delta\mu}{\nabla_{\mu} c(t) \cdot \Delta\mu} \quad (51)$$

where $c(t) = \log(\mu \cdot g(t)/\ln 2) - \epsilon(t)$ and $p(t) = (2^{c(t)+\epsilon(t)} - 1)/g(t) = (\mu g(t)/\ln 2 - 1)/g(t)$ according to (41). Thus (51) becomes

$$\frac{\Delta\tilde{F}(t)}{\Delta\phi(t)} = \frac{1 \cdot \Delta\mu}{\frac{1}{\mu} \cdot \Delta\mu} = \mu.$$

APPENDIX D PROOF OF PROPOSITION 2

Function $\tilde{\Upsilon}(\mu, \tilde{l})$ is a summation of non-negative function $\phi(t)$ over t according to its definition in (22). Thus, function $\tilde{\Upsilon}(\mu, \tilde{l})$ has monotonicity property if function $\phi(t; \mu, l)$ over (μ, l) for all $t \in \mathcal{T}$ has monotonicity property. Accordingly, we will prove that for all $t \in \mathcal{T}$, any $\mu_1 > \mu_2 \geq 0$, and $1 \geq \tilde{l}_1, \tilde{l}_2 \geq 0$, it holds that $\phi(t; \mu_1, \tilde{l}_1) \geq \phi(t; \mu_2, \tilde{l}_2)$; then, prove that for all $t \in \mathcal{T}$, any $1 \geq \tilde{l}_1 > \tilde{l}_2 \geq 0$ and $\mu \geq 0$, it holds that $\phi(t; \mu, \tilde{l}_1) \geq \phi(t; \mu, \tilde{l}_2)$.

When $\mu_1 > \mu_2 \geq \bar{\mu}(t)$, $\phi(t; \mu_1, \tilde{l}_1) = \phi(t; \mu_2, \tilde{l}_2)$, $\forall \tilde{l}_1, \tilde{l}_2 \in [0, 1]$. When $\bar{\mu}(t) > \mu_1 > \mu_2 > \hat{\mu}(t)$, the throughput $\log(\mu g(t)/\ln 2) - \epsilon(t)$ is positive and monotonically increasing over μ due to its first derivative $(\ln 2 \cdot \mu)^{-1} > 0$, thus $\phi(t; \mu_1, \tilde{l}_1) > \phi(t; \mu_2, \tilde{l}_2)$, $\forall \tilde{l}_1, \tilde{l}_2 \in [0, 1]$. When $\hat{\mu}(t) \geq \mu_1 > \mu_2 \geq 0$, $\lim_{\mu \rightarrow \hat{\mu}(t)^-} \phi(t) = 0 \leq \phi(t; \hat{\mu}(t), \tilde{l}) \leq \log(\hat{\mu}(t)g(t)/\ln 2) - \epsilon(t) = \lim_{\mu \rightarrow \hat{\mu}(t)^+} \phi(t)$ due to $\tilde{l} \in [0, 1]$, thus $\phi(t; \mu_1, \tilde{l}_1) \geq \phi(t; \mu_2, \tilde{l}_2)$, $\forall \tilde{l}_1, \tilde{l}_2 \in [0, 1]$.² In summary, for all $t \in \mathcal{T}$, any $\mu_1 > \mu_2 \geq 0$, and $1 \geq \tilde{l}_1, \tilde{l}_2 \geq 0$, it holds that $\phi(t; \mu_1, \tilde{l}_1) \geq \phi(t; \mu_2, \tilde{l}_2)$.

If $\mu \neq \hat{\mu}(t)$, \tilde{l} has no effect on ϕ , then we have $\phi(t; \mu, \tilde{l}_1) = \phi(t; \mu, \tilde{l}_2)$ for any $1 \geq \tilde{l}_1 > \tilde{l}_2 \geq 0$. If $\mu \neq \hat{\mu}(t)$, ϕ is linear function over \tilde{l} , thus we have $\phi(t; \mu, \tilde{l}_1) > \phi(t; \mu, \tilde{l}_2)$ for any $1 \geq \tilde{l}_1 > \tilde{l}_2 \geq 0$. In summary, for all $t \in \mathcal{T}$, any $1 \geq \tilde{l}_1 > \tilde{l}_2 \geq 0$ and $\mu \geq 0$, it holds that $\phi(t; \mu, \tilde{l}_1) \geq \phi(t; \mu, \tilde{l}_2)$.

APPENDIX E LARGE GAP CASE

Consider a one-receiver zero-neighbor scenario with constant and deterministic channel, that is, $N = 1$, $M = 0$, $g(t) = g_c$, and $\kappa(t) = \infty$ for all $t \in \mathcal{T}$. One of the optimal solutions to $\mathcal{P}2$ is $l'(t) = l_c$ and $p'(t) = p_c$ for all $t \in \mathcal{T}$, where $l_c \log(1 + p_c g_c) = S$. Suppose there is a throughput requirement S such that $\sum_{t \in \mathcal{T}} l'(t) \leq 1$, that is, $l_c T \leq 1$, one can construct another transmission strategy $(\mathbf{P}'', \mathbf{L}'')$, where $l''(1) = l_c T$, $p''(1) = p_c$, and $l''(t) = 0$, $p''(t) = 0$ for $t \in \mathcal{T} \setminus \{1\}$.

The following can be observed for strategy $(\mathbf{P}'', \mathbf{L}'')$: (i) the strategy $(\mathbf{P}'', \mathbf{L}'')$ is also an optimal solution to problem $\mathcal{P}2$ because the relaxed cost (11) and throughput (2) under $(\mathbf{P}'', \mathbf{L}'')$ are the same as under $(\mathbf{P}', \mathbf{L}')$. (ii) The difference of the actual cost (3) of two strategies is $\lambda(T - 1)$ because

$$\begin{aligned} & F(\mathbf{P}', \mathbf{L}') - F(\mathbf{P}'', \mathbf{L}'') \\ &= \sum_{t \in \mathcal{T}} p'(t) l'(t) + \lambda \sum_{t \in \mathcal{T}} \mathbb{I}\{l'(t) > 0\} \\ &\quad - \sum_{t \in \mathcal{T}} p''(t) l''(t) + \lambda \sum_{t \in \mathcal{T}} \mathbb{I}\{l''(t) > 0\} \\ &= \lambda T - \lambda. \end{aligned}$$

In addition, the optimal value of $\mathcal{P}1$, denoted as F^* , is less than or equal to the cost in (3) by the solution to $\mathcal{P}2$, i.e., $F^* \leq F(\mathbf{P}^*, \mathbf{L}^*)$, where $(\mathbf{P}^*, \mathbf{L}^*)$ is an optimal solution to $\mathcal{P}2$, because $\mathcal{P}1$ and $\mathcal{P}2$ are two optimization problems

²Here, a^- represents the left-sided limit and a^+ represents the right-sided limit. \square

with the same feasible set. As a result, the additional cost in (3) by the solution of $\mathcal{P}2$ can be given by

$$\begin{aligned} F(\mathbf{P}^*, \mathbf{L}^*) - F^* &\geq F(\mathbf{P}^*, \mathbf{L}^*) - F(\mathbf{P}'', \mathbf{L}'') \\ &\stackrel{(a)}{=} F(\mathbf{P}', \mathbf{L}') - F(\mathbf{P}'', \mathbf{L}'') \\ &= \lambda(T - 1). \end{aligned}$$

where (a) holds because $(\mathbf{P}', \mathbf{L}')$ is one of the optimal solution of $\mathcal{P}2$.

APPENDIX F PROOF OF PROPOSITION 3

Denote the the generalized efficiency on the optimal solution as

$$\eta_n(t) = c_n^*(t) / (p_n^*(t) + \lambda) \quad (52)$$

where $c_n^*(t) = \log(1 + p_n^*(t)g_n(t)) - \epsilon_n(t)$.

Lemma 4. *The generalized efficiencies of all partially-used slots by any receiver n are the same, that is, $\eta_n(t_1) = \eta_n(t_2), \forall t_1, t_2 \in \bar{\mathcal{S}}_n(\mathbf{L}^*)$.*

Proof. Suppose that there is an optimal solution to $\mathcal{P}2$, $(\mathbf{P}^*, \mathbf{L}^*)$, where there are two partially-used slots $t_1, t_2 \in \bar{\mathcal{S}}_n$ with different generalized efficiencies, without loss of generality (w.l.o.g.), $\eta_n(t_1) > \eta_n(t_2)$. One can construct another frequency allocation strategy \mathbf{L}' , where $l'_n(t_1) = l_n^*(t_1) + l_a$, $l'_n(t_2) = l_n^*(t_2) - l_s$, and $l'_n(t) = l_n^*(t)$ for all $t \in \mathcal{T} \setminus \{t_1, t_2\}$, such that $\Upsilon_n(\mathbf{P}^*, \mathbf{L}^*) = \Upsilon_n(\mathbf{P}^*, \mathbf{L}')$, that is

$$\begin{aligned} \eta_n(t_1)(p_n^*(t_1) + \lambda)l_n^*(t_1) + \eta_n(t_2)(p_n^*(t_2) + \lambda)l_n^*(t_2) \\ = \eta_n(t_1)(p_n^*(t_1) + \lambda)l'_n(t_1) + \eta_n(t_2)(p_n^*(t_2) + \lambda)l'_n(t_2) \end{aligned}$$

based on the definition of generalized efficiency in (52). Thus we have $\eta_n(t_1)(p_n^*(t_1) + \lambda)l_a = \eta_n(t_2)(p_n^*(t_2) + \lambda)l_s$.

However, the cost consumed by strategy $(\mathbf{P}^*, \mathbf{L}')$ is less than by $(\mathbf{P}^*, \mathbf{L}^*)$. This is due to the less cost for transmitting to receiver n

$$\begin{aligned} F_n(\mathbf{P}^*, \mathbf{L}') \\ &= (p_n^*(t_1) + \lambda)l'_n(t_1) + (p_n^*(t_2) + \lambda)l'_n(t_2) + E_r \\ &= (p_n^*(t_1) + \lambda)l_n^*(t_1) + (p_n^*(t_2) + \lambda)l_n^*(t_2) + E_r \\ &\quad + (p_n^*(t_1) + \lambda)l_a - (p_n^*(t_2) + \lambda)l_s \\ &= E_n(\mathbf{P}^*, \mathbf{L}^*) + (p_n^*(t_2) + \lambda)l_s(\eta_n(t_2)/\eta_n(t_1) - 1) \\ &\stackrel{(a)}{<} F_n(\mathbf{P}^*, \mathbf{L}^*) \end{aligned} \quad (53)$$

where $E_r \triangleq \sum_{t \in \mathcal{T} \setminus \{t_1, t_2\}} (p_n^*(t) + \lambda)l_n^*(t)$, and (a) holds because $\eta_n(t_1) > \eta_n(t_2)$. Thus, $(\mathbf{P}^*, \mathbf{L}^*)$ is a strictly sub-optimal, which contradicts the hypothesis. As a result, for all $n \in \mathcal{N}$, the generalized efficiencies $\eta_n(t)$ of all partially-used slots $t \in \bar{\mathcal{S}}_n$ are the same. \square

Then, we prove that the strategy (\mathbf{P}, \mathbf{L}) is also optimal by showing the cost and throughput are the same for both strategies $(\mathbf{P}^*, \mathbf{L}^*)$ and (\mathbf{P}, \mathbf{L}) .

The throughput on any receiver n under (\mathbf{P}, \mathbf{L}) is the same as under $(\mathbf{P}^*, \mathbf{L}^*)$ because

$$\begin{aligned} \Upsilon_n(\mathbf{P}^*, \mathbf{L}^*) &= \sum_{t \in \bar{\mathcal{S}}_n^*} \phi_n^*(t) + \sum_{t \in \mathcal{T} \setminus \bar{\mathcal{S}}_n^*} \phi_n^*(t) \\ &\stackrel{(a)}{=} \sum_{t \in \bar{\mathcal{S}}_n^*} \phi_n^*(t) + \sum_{t \in \mathcal{T} \setminus \bar{\mathcal{S}}_n^*} \phi_n(t) \\ &\stackrel{(b)}{=} \sum_{t \in \bar{\mathcal{S}}_n^*} \phi_n(t) + \sum_{t \in \mathcal{T} \setminus \bar{\mathcal{S}}_n^*} \phi_n(t) \\ &= \Upsilon_n(\mathbf{P}, \mathbf{L}) \end{aligned}$$

where $\bar{\mathcal{S}}_n^* \triangleq \bar{\mathcal{S}}_n(\mathbf{L}^*)$, (a) holds because $p_n(t) = p_n^*(t)$ and $l_n(t) = l_n^*(t)$ for all $t \in \mathcal{T} \setminus \bar{\mathcal{S}}_n^*$ according to condition (i) and (ii), and (b) holds because

$$\begin{aligned} \sum_{t \in \bar{\mathcal{S}}_n^*} \phi_n^*(t) &= \sum_{t \in \bar{\mathcal{S}}_n^*} l_n^*(t) c_n^*(t) \\ &\stackrel{(c)}{=} \sum_{t \in \bar{\mathcal{S}}_n^*} l_n^*(t) \eta_n(t) (p_n^*(t) + \lambda) \\ &\stackrel{(d)}{=} \bar{\eta}_n \sum_{t \in \bar{\mathcal{S}}_n^*} l_n^*(t) (p_n^*(t) + \lambda) \\ &\stackrel{(e)}{=} \bar{\eta}_n \sum_{t \in \bar{\mathcal{S}}_n^*} l_n(t) (p_n(t) + \lambda) \\ &\stackrel{(f)}{=} \sum_{t \in \bar{\mathcal{S}}_n^*} \eta_n(t) l_n(t) (p_n(t) + \lambda) \\ &\stackrel{(g)}{=} \sum_{t \in \bar{\mathcal{S}}_n^*} l_n(t) c_n(t) = \sum_{t \in \bar{\mathcal{S}}_n^*} \phi_n(t) \end{aligned}$$

where (c) and (g) hold according to (52), (d) and (f) holds according to Lemma 4, and (e) holds due to condition (iii).

The relaxed cost in (11) under (\mathbf{P}, \mathbf{L}) is the same as under $(\mathbf{P}^*, \mathbf{L}^*)$ because

$$\begin{aligned} \tilde{F}(\mathbf{P}^*, \mathbf{L}^*) \\ &= \sum_{n=1}^N \left(\sum_{t \in \bar{\mathcal{S}}_n^*} (p_n^*(t) + \lambda)l_n^*(t) + \sum_{t \in \mathcal{T} \setminus \bar{\mathcal{S}}_n^*} (p_n^*(t) + \lambda)l_n^*(t) \right) \\ &\stackrel{(a)}{=} \sum_{n=1}^N \left(\sum_{t \in \bar{\mathcal{S}}_n^*} (p_n^*(t) + \lambda)l_n^*(t) + \sum_{t \in \mathcal{T} \setminus \bar{\mathcal{S}}_n^*} (p_n(t) + \lambda)l_n(t) \right) \\ &\stackrel{(b)}{=} \sum_{n=1}^N \left(\sum_{t \in \bar{\mathcal{S}}_n^*} (p_n(t) + \lambda)l_n(t) + \sum_{t \in \mathcal{T} \setminus \bar{\mathcal{S}}_n^*} (p_n(t) + \lambda)l_n(t) \right) \\ &= \tilde{F}(\mathbf{P}', \mathbf{L}') \end{aligned}$$

where (a) holds because $p_n(t) = p_n^*(t)$ and $l_n(t) = l_n^*(t)$ for all $t \in \mathcal{T} \setminus \bar{\mathcal{S}}_n^*$ according to condition (i) and (ii), and (b) holds according to condition (iii).

As a result, the strategy (\mathbf{P}, \mathbf{L}) is also optimal if the three conditions in Proposition 3 hold.

APPENDIX G
PROOF OF PROPOSITION 4

The performance gap is bounded by

$$\begin{aligned}
& F(\mathbf{P}^*, \mathbf{L}^*) - F^* \\
& \stackrel{(a)}{\leq} F(\mathbf{P}^*, \mathbf{L}^*) - \tilde{F}(\mathbf{P}^*, \mathbf{L}^*) \\
& = \lambda \sum_{t \in \bar{\mathcal{S}}(\mathbf{L}^*)} \left(\mathbb{I} \left\{ \sum_{n \in \mathcal{N}} l_n^*(t) > 0 \right\} - \sum_{n \in \mathcal{N}} l_n^*(t) \right) \\
& \quad + \lambda \left(\sum_{t \in \mathcal{T} \setminus \bar{\mathcal{S}}(\mathbf{L}^*)} \mathbb{I} \left\{ \sum_{n \in \mathcal{N}} l_n^*(t) > 0 \right\} - \sum_{n \in \mathcal{N}} l_n^*(t) \right) \\
& \stackrel{(b)}{=} \lambda \sum_{t \in \bar{\mathcal{S}}(\mathbf{L}^*)} \left(1 - \sum_{n \in \mathcal{N}} l_n^*(t) \right) \\
& \leq \lambda \sum_{t \in \bar{\mathcal{S}}(\mathbf{L}^*)} (1) = |\bar{\mathcal{S}}(\mathbf{L}^*)| \lambda
\end{aligned}$$

where (a) holds because the optimal value of problem $\mathcal{P}2$ is a lower bound on the optimal value of $\mathcal{P}1$, and (b) holds because when $t \in \bar{\mathcal{S}}(\mathbf{L}^*)$, then $\sum_{n \in \mathcal{N}} l_n^*(t) \in (0, 1)$, thus $\mathbb{I}\{\sum_{n \in \mathcal{N}} l_n^*(t) > 0\} = 1$, while when $t \in \mathcal{T} \setminus \bar{\mathcal{S}}(\mathbf{L}^*)$, then $\mathbb{I}\{\sum_{n \in \mathcal{N}} l_n^*(t) > 0\} = \sum_{n \in \mathcal{N}} l_n^*(t)$ no matter of $\sum_{n \in \mathcal{N}} l_n^*(t) = 0$ or 1.

APPENDIX H
PROOF OF PROPOSITION 5

Denote the n th round of solution of Algorithm 3 as $\mathbf{L}^{(n)}$. We will prove by induction that the transmission strategy $(\mathbf{P}^*, \mathbf{L}^{(n)})$, $\forall n \in \mathcal{N}$ is optimal to $\mathcal{P}2$. Firstly, $(\mathbf{P}^*, \mathbf{L}^{(0)})$ is a solution to $\mathcal{P}2$ because $(\mathbf{P}^*, \mathbf{L}^*)$ is a solution to $\mathcal{P}2$ and $\mathbf{L}^{(0)} = \mathbf{L}^*$. Secondly, suppose $(\mathbf{P}^*, \mathbf{L}^{(n-1)})$ is an optimum to $\mathcal{P}2$ for all $n \in \{1, \dots, N-1\}$, then $(\mathbf{P}^*, \mathbf{L}^{(n)})$ is also an optimum to $\mathcal{P}2$ according to Proposition 3, because the constraints in problem $\mathcal{P}5$ ensure the conditions in Proposition 3 hold. As a result, the strategy $(\mathbf{P}^*, \hat{\mathbf{L}}) = (\mathbf{P}^*, \mathbf{L}^{(N)})$ is an optimal solution to $\mathcal{P}2$.

Next, we prove the cardinality of partly used slots in $\hat{\mathbf{L}}$ are less than N

$$\begin{aligned}
|\bar{\mathcal{S}}(\hat{\mathbf{L}})| &= |\bar{\mathcal{S}}(\mathbf{L}^{(N)})| \stackrel{(a)}{\leq} \sum_{n=1}^N |\bar{\mathcal{S}}_n(\mathbf{L}^{(N)})| \\
&\stackrel{(b)}{\leq} \bar{\mathcal{S}}_N(\mathbf{L}^{(N)}) + \sum_{n=1}^{N-1} |\bar{\mathcal{S}}_n(\mathbf{L}^{(N-1)})| \\
&\dots \\
&\stackrel{(c)}{\leq} \sum_{n=1}^N |\bar{\mathcal{S}}_n(\mathbf{L}^{(n)})| \stackrel{(d)}{\leq} N
\end{aligned}$$

where (a) holds because

$$\begin{aligned}
\bar{\mathcal{S}}(\mathbf{L}^{(N)}) &= \bar{\mathcal{S}}(\mathbf{L}^{(N)}) \cap \bigcup_{n=1}^N \mathcal{T}_n(\mathbf{L}^{(N)}) \\
&= \bigcup_{n=1}^N (\bar{\mathcal{S}}(\mathbf{L}^{(N)}) \cap \mathcal{T}_n(\mathbf{L}^{(N)}))
\end{aligned}$$

$$= \bigcup_{n=1}^N \bar{\mathcal{S}}_n(\mathbf{L}^{(N)})$$

(d) holds because $\bar{\mathcal{S}}_n(\mathbf{L}^{(n)}) \subseteq \{q_{k+1}\}$ according to (26), and (b) to (c) hold because for any $n \in \{2, \dots, N\}$

$$\begin{aligned}
\sum_{i=1}^{n-1} |\bar{\mathcal{S}}_i(\mathbf{L}^{(n)})| &= \sum_{i=1}^{n-1} |\bar{\mathcal{S}}(\mathbf{L}^{(n)}) \cap \mathcal{T}_i(\mathbf{L}^{(n)})| \\
&\stackrel{(e)}{=} \sum_{i=1}^{n-1} |\bar{\mathcal{S}}(\mathbf{L}^{(n)}) \cap \mathcal{T}_i(\mathbf{L}^{(n-1)})| \\
&\stackrel{(f)}{\leq} \sum_{i=1}^{n-1} |\bar{\mathcal{S}}(\mathbf{L}^{(n-1)}) \cap \mathcal{T}_i(\mathbf{L}^{(n-1)})| \\
&= \sum_{i=1}^{n-1} |\bar{\mathcal{S}}_i(\mathbf{L}^{(n-1)})|
\end{aligned}$$

where (e) holds because $\mathcal{T}_i(\mathbf{L}^{(n)}) \subseteq \mathcal{T}_i(\mathbf{L}^{(n-1)})$ due to $l_i^{(n)} = l_i^{(n-1)}$, $\forall i \neq n$ in the n th round, and (f) holds because $\bar{\mathcal{S}}(\mathbf{L}^{(n)}) \subseteq \bar{\mathcal{S}}(\mathbf{L}^{(n-1)})$ since the step 3 in Algorithm 3 only modifies $l_n(t)$ for $t \in \bar{\mathcal{S}}_n(\mathbf{L}^{(n-1)}) \subseteq \bar{\mathcal{S}}(\mathbf{L}^{(n-1)})$.

Finally, combining the results that $(\mathbf{P}^*, \hat{\mathbf{L}})$ is an optimal solution to $\mathcal{P}2$ and $|\bar{\mathcal{S}}(\hat{\mathbf{L}})| \leq N$, we can deduce that $F(\mathbf{P}^*, \hat{\mathbf{L}}) - F^* \leq N\delta\lambda$ according to Proposition 4.

REFERENCES

- [1] Q. Wu, J. Xu, Y. Zeng, D. W. K. Ng, N. Al-Dhahir, R. Schober, and A. L. Swindlehurst, "A comprehensive overview on 5G-and-beyond networks with UAVs: From communications to sensing and intelligence," *IEEE Journal on Selected Areas in Communications*, vol. 39, no. 10, pp. 2912–2945, 2021.
- [2] K. Yao, J. Wang, Y. Xu, Y. Xu, Y. Yang, Y. Zhang, H. Jiang, and J. Yao, "Self-organizing slot access for neighboring cooperation in UAV swarms," *IEEE Trans. on Wireless Commun.*, vol. 19, no. 4, pp. 2800–2812, 2020.
- [3] D. Shumeye Lakew, U. Saad, N.-N. Dao, W. Na, and S. Cho, "Routing in flying ad hoc networks: A comprehensive survey," *IEEE Commun. Surveys Tuts.*, vol. 22, no. 2, pp. 1071–1120, 2020.
- [4] Z. Mou, F. Gao, J. Liu, and Q. Wu, "Resilient UAV swarm communications with graph convolutional neural network," *IEEE J. Sel. Areas Commun.*, vol. 40, no. 1, pp. 393–411, 2022.
- [5] S. Zhang, H. Zhang, B. Di, and L. Song, "Cellular UAV-to-X communications: Design and optimization for multi-UAV networks," *IEEE Trans. on Wireless Commun.*, vol. 18, no. 2, pp. 1346–1359, 2019.
- [6] U. Challita, W. Saad, and C. Bettstetter, "Interference management for cellular-connected UAVs: A deep reinforcement learning approach," *IEEE Trans. on Wireless Commun.*, vol. 18, no. 4, pp. 2125–2140, 2019.
- [7] X. Zhong, Y. Guo, N. Li, Y. Chen, and S. Li, "Deployment optimization of UAV relay for malfunctioning base station: Model-free approaches," *IEEE Trans. Veh. Technol.*, vol. 68, no. 12, pp. 11 971–11 984, 2019.
- [8] M. M. Azari, G. Geraci, A. Garcia-Rodriguez, and S. Pollin, "UAV-to-UAV communications in cellular networks," *IEEE Trans. on Wireless Commun.*, vol. 19, no. 9, pp. 6130–6144, 2020.
- [9] M. Z. Hassan, G. Kaddoum, and O. Akhrif, "Interference management in cellular-connected internet of drones networks with drone-pairing and uplink rate-splitting multiple access," *IEEE Internet Things J.*, vol. 9, no. 17, pp. 16 060–16 079, 2022.
- [10] A. Rahmati, S. Hosseinalipour, Y. Yapici, X. He, I. Guvenc, H. Dai, and A. Bhuyan, "Dynamic interference management for UAV-assisted wireless networks," *IEEE Trans. on Wireless Commun.*, vol. 21, no. 4, pp. 2637–2653, 2022.
- [11] W. Tang, H. Zhang, Y. He, and M. Zhou, "Performance analysis of multi-antenna UAV networks with 3D interference coordination," *IEEE Trans. on Wireless Commun.*, vol. 21, no. 7, pp. 5145–5161, 2022.
- [12] Y. Zeng, J. Lyu, and R. Zhang, "Cellular-connected UAV: Potential, challenges, and promising technologies," *IEEE Wireless Commun.*, vol. 26, no. 1, pp. 120–127, 2019.

- [13] J. Zhang, Y. Zeng, and R. Zhang, "UAV-enabled radio access network: Multi-mode communication and trajectory design," *IEEE Trans. Signal Process.*, vol. 66, no. 20, pp. 5269–5284, 2018.
- [14] Y. Ji, Z. Yang, H. Shen, W. Xu, K. Wang, and X. Dong, "Multicell edge coverage enhancement using mobile UAV-relay," *IEEE Internet Things J.*, vol. 7, no. 8, pp. 7482–7494, 2020.
- [15] L. Li, T.-H. Chang, and S. Cai, "UAV positioning and power control for two-way wireless relaying," *IEEE Trans. on Wireless Commun.*, vol. 19, no. 2, pp. 1008–1024, 2020.
- [16] T. Ma, H. Zhou, B. Qian, N. Cheng, X. Shen, X. Chen, and B. Bai, "UAV-LEO integrated backbone: A ubiquitous data collection approach for 5G internet of remote things networks," *IEEE J. Sel. Areas Commun.*, vol. 39, no. 11, pp. 3491–3505, 2021.
- [17] B. Li and J. Chen, "Handover game for data transportation over dynamic UAV networks with predictable channels," in *Proc. IEEE Global Commun. Conf.*, 2022, pp. 3724–3729.
- [18] Q. Hu, Y. Cai, G. Yu, Z. Qin, M. Zhao, and G. Y. Li, "Joint offloading and trajectory design for UAV-enabled mobile edge computing systems," *IEEE Trans. Inf. Theory*, vol. 6, no. 2, pp. 1879–1892, 2019.
- [19] Q. Hu, Y. Cai, A. Liu, G. Yu, and G. Y. Li, "Low-complexity joint resource allocation and trajectory design for UAV-aided relay networks with the segmented ray-tracing channel model," *IEEE Trans. on Wireless Commun.*, vol. 19, no. 9, pp. 6179–6195, 2020.
- [20] A. Alsharoa and M. Yuksel, "Energy efficient D2D communications using multiple UAV relays," *IEEE Trans. on Commun.*, vol. 69, no. 8, pp. 5337–5351, 2021.
- [21] C. You and R. Zhang, "3D trajectory optimization in Rician fading for UAV-enabled data harvesting," *IEEE Trans. on Wireless Commun.*, vol. 18, no. 6, pp. 3192–3207, 2019.
- [22] M. Samir, S. Sharafeddine, C. M. Assi, T. M. Nguyen, and A. Ghrayeb, "UAV trajectory planning for data collection from time-constrained IoT devices," *IEEE Trans. on Wireless Commun.*, vol. 19, no. 1, pp. 34–46, 2020.
- [23] B. Li, S. Zhao, R. Zhang, and L. Yang, "Full-duplex UAV relaying for multiple user pairs," *IEEE Internet Things J.*, vol. 8, no. 6, pp. 4657–4667, 2021.
- [24] R. Levie, Ç. Yapar, G. Kutyniok, and G. Caire, "RadioUNet: Fast radio map estimation with convolutional neural networks," *IEEE Trans. on Wireless Commun.*, vol. 20, pp. 4001–4015, 2021.
- [25] W. Liu and J. Chen, "UAV-aided radio map construction exploiting environment semantics," *IEEE Trans. on Wireless Commun.*, 2023, doi:10.1109/TWC.2023.3241845.
- [26] M. L. Fisher, "The lagrangian relaxation method for solving integer programming problems," *Management science*, vol. 27, no. 1, pp. 1–18, 1981.
- [27] M. Razaviyayn, "Successive convex approximation: Analysis and applications," Ph.D. dissertation, University of Minnesota, 2014.
- [28] S. Boyd, S. P. Boyd, and L. Vandenberghe, *Convex optimization*. Cambridge university press, 2004.
- [29] D. Bertsekas, *Convex optimization algorithms*. Athena Scientific, 2015.
- [30] "Evolved universal terrestrial radio access (E-UTRA); further advancements for E-UTRA physical layer aspects," 3GPP, Tech. Rep. TR 36.814 (Release 9), Mar. 2017.
- [31] A. Al-Hourani, S. Kandeepan, and S. Lardner, "Optimal LAP altitude for maximum coverage," *IEEE Wireless Commun. Lett.*, vol. 3, no. 6, pp. 569–572, 2014.
- [32] M. Mozaffari, W. Saad, M. Bennis, and M. Debbah, "Mobile unmanned aerial vehicles (uavs) for energy-efficient internet of things communications," *IEEE Trans. on Wireless Commun.*, vol. 16, no. 11, pp. 7574–7589, 2017.
- [33] M. Grant and S. Boyd, "CVX: Matlab software for disciplined convex programming, version 2.1," <http://cvxr.com/cvx>, Mar. 2014.
- [34] J. Sebastian, C. Karakus, and S. Diggavi, "Approximate capacity of fast fading interference channels with no instantaneous CSIT," *IEEE Trans. on Commun.*, vol. 66, no. 12, pp. 6015–6027, 2018.