

# Enhancing Grover's Search Algorithm: A Modified Approach to Increase the Probability of Good States

Ismael Abdulrahman

Department of Information System Engineering, Erbil Technical Engineering College, Erbil Polyethnic University  
ismael.abdulrahman@epu.edu.iq

This article introduces an enhancement to the Grover search algorithm to increase the probability of finding good states in the early iterations of the algorithm. It suggests incorporating a rotation gate around the  $(y + z)$ -axis, with its phase determined mathematically from the derivative of the diffuser output during the initial iteration. Furthermore, the phase angles are optimized through adjustments based on the estimated increasing ratio of amplitudes of consecutive iterations. The findings indicate a noteworthy decrease, around 28%, in the required number of iterations to attain a high probability of identifying target states resulting in a faster overall process. Considering the computational capabilities of the computer used for simulation, the approach is applied across various scenarios, including instances with up to ten qubits or equivalently 1024 possible combination of search entries.

**Keywords:** quantum computing, Grover search algorithm, optimization

## 1.1 Introduction

Classical search algorithms, such as the brute-force approach, exhibit a time complexity proportional to the size of the search space— $O(N)$ , where  $N$  represents the number of possible solutions. Grover's algorithm, on the other hand, achieves a quadratic speedup, reducing the time complexity to  $O(\sqrt{N})$  [1–3].

Grover's algorithm revolves around two key quantum computing principles: superposition and interference. It exploits the quantum parallelism inherent in superposition to evaluate multiple possibilities simultaneously. Additionally, interference is strategically harnessed to amplify the probability amplitude of the correct solution, while diminishing the amplitudes of incorrect ones.

The algorithm begins with the creation of a superposition of all possible states representing the search space. Subsequently, a quantum oracle is employed to mark the target state, effectively inverting its amplitude. The algorithm then utilizes a series of quantum operations, including amplitude amplification, to boost the probability of measuring the correct solution. This process is iteratively applied, leading to a quadratic speedup in finding the desired result compared to classical algorithms.

## 1.2 The Algorithm

The Grover search algorithm has been thoroughly described in various references and sources, including those mentioned in [1–10]. The description presented in [7] is adopted

in this paper. For a more profound understanding and additional insights into the algorithm, one can refer to the aforementioned references.

Grover's algorithm was first introduced by Grover in 1996 [11]. It addresses the challenge of finding a solution  $x_0$  such that  $f(x_0) = 1$  mapping the function  $f(x): \{0, 1\}^n \rightarrow \{0, 1\}$ , where  $n$  denotes the bit-length of the search space. The algorithm's complexity is determined by how often the function  $f(x)$  is called. In the worst-case scenarios of classical methods such as the brute-force algorithms, the function needs to be called  $N - 1$  times where  $N = 2^n$ , covering all potential options in the search space. Grover's quantum algorithm notably speeds up this procedure, achieving a quadratic acceleration. Here, "quadratic" indicates that only around  $\sqrt{N}$  evaluations are needed, in contrast to the classical requirement of  $N = 2^n$ .

Consider  $N = 2^n$  eligible items for a search task, indexed with integers from 1 to  $N - 1$ . and  $M$  distinct valid inputs for which  $f(x) = 1$ . The algorithm proceeds through the following steps:

1. Create a register of  $n$  qubits set initially to the state  $|0\rangle$ .
2. Apply H gate to each qubit of the register to prepare them for balanced superposition using the formula  $\frac{1}{\sqrt{N}} \sum_{x=0}^{N-1} |x\rangle$ , where  $\frac{1}{\sqrt{N}}$  refers to the uniform amplitude for each state  $|x\rangle$ .
3. Apply the following 4 steps repeated  $N_{optimal}$  times where  $N_{optimal} = \frac{\pi}{4} \sqrt{\frac{N}{M}} - \frac{1}{2}$ :
  - a. Mark the good state or solution using the phase oracle  $O_f$  that applies a negative sign to that target state.
  - b. Apply H gate to each qubit in the register.
  - c. Change the sign of every computational basis state except  $|0\rangle$ .
  - d. Apply H gate again as in 3b. We call the above 3b, c, and d steps as Grover diffusion operator.
4. Apply measurement to the register to highlight the state index with high probability.
5. Return to step 3 if the condition is not met

The complete unitary operation applied to the register can be expressed concisely in a single equation:

$$(\boxed{[-H^{\otimes n} O_0 H^{\otimes n}] O_f})^{N_{optimal}} H^{\otimes n} |0\rangle \quad (1)$$

I've enclosed the green-highlighted text within a frame to emphasize that this section constitutes the paper's contribution to the algorithm which will be described in the following sections. In (1), the blue shading represents the preparation stage (step 2), the red shading corresponds to the oracle step (step 3a), and the framed green shading denotes the Grover diffusion operator (step 3b–d) which is along with the oracle, are iterated according to the power specified in the equation ( $N_{optimal}$  times).

Note that (1) can be rewritten after substituting  $O_0 = X^{\otimes n}(c^{n-1}Z)X^{\otimes n}$  as follows:

$$\left( \boxed{-H^{\otimes n} X^{\otimes n} (c^{n-1} Z) X^{\otimes n} H^{\otimes n}} O_f \right)^{N_{\text{optimal}}} H^{\otimes n} |0\rangle \quad (2)$$

In (2) we have  $(n - 1)$ -fold-controlled-Z sandwiched between  $X^{\otimes n} H^{\otimes n}$ . The process occurs in a right-to-left manner, involving preparation first, followed by phase flip, and concluding with amplitude amplification (blue, red, then green).

### 1.3 Enhancing the Diffusion Operator: A Proposal for Improvement

The Z gate mentioned in (2) functions as a phase-flipping operator that causes a half-cycle phase change in the qubit state, leveraging the relationship  $e^{\pi i} = -1$ . As a result, the inversion-about-the-mean operation can be interpreted in two ways: either by inverting the amplitude of the specific state intended for amplification as in the standard algorithm, or by considering it as a desired phase rotation that doesn't have to be  $\pi$ , and our goal is to augment it.

This prompts the following question:

*Is it possible to increase the probability of finding the target state by adjusting the state amplitude with an angle different from the one provided by the standard diffusion operation, which is  $\pi$ ?*

The good news is yes, and this is the driving motivation behind the investigation.

By examining the Z gate closely, we observe that it does not change the amplitude of the state from a real to a complex value or vice versa. Similarly, we understand that the rotation around the y-axis has the same effect; in other words, if the amplitudes have real values, rotating them around the y-axis preserves these values as real. Such preservation of real values cannot be accomplished through rotations around the x- or z-axis.

Hence, our interest lies in investigating whether the rotation by  $\pi$  applied by the Z gate in the diffusion operator (2) results in the maximum amplitude following the reflection around the mean.

The rotation around the y-axis is described by the following equation:

$$R_{\theta}^Y = \begin{bmatrix} \cos \frac{\theta}{2} & -\sin \frac{\theta}{2} \\ \sin \frac{\theta}{2} & \cos \frac{\theta}{2} \end{bmatrix} \quad (3)$$

Multiplying (3) by the matrix of Z-gate we get  $R_{\theta\pi}^{YZ}$  which is a rotation around Z axis by  $\pi$  and y-axis by the angle  $\theta$ :

$$R_{\theta\pi}^{YZ} = R_{\theta}^Y R_{\pi}^Z = \begin{bmatrix} \cos \frac{\theta}{2} & -\sin \frac{\theta}{2} \\ \sin \frac{\theta}{2} & \cos \frac{\theta}{2} \end{bmatrix} \begin{bmatrix} 1 & 0 \\ 0 & -1 \end{bmatrix} = \begin{bmatrix} \cos \frac{\theta}{2} & \sin \frac{\theta}{2} \\ \sin \frac{\theta}{2} & -\cos \frac{\theta}{2} \end{bmatrix} \quad (4)$$

Now, our objective is to determine the phase angle  $\theta$  that results in a maximum amplitude in the diffusion operator stage. This can be achieved by taking the derivative of (2) with respect to the angle  $\theta$  and setting it equal to zero:

$$\frac{d}{d\theta} \left( -H^{\otimes n} X^{\otimes n} \left( c^{n-1} (Z R_{\theta}^Y) \right) X^{\otimes n} H^{\otimes n} O_f H^{\otimes n} |0\rangle \right) = 0 \quad (5)$$

$$\frac{d}{d\theta} \left( -H^{\otimes n} X^{\otimes n} \left( c^{n-1} \begin{bmatrix} \cos \frac{\theta}{2} & \sin \frac{\theta}{2} \\ \sin \frac{\theta}{2} & -\cos \frac{\theta}{2} \end{bmatrix} \right) X^{\otimes n} H^{\otimes n} O_f H^{\otimes n} |0\rangle \right) \quad (6)$$

Equation (6) can be solved for different values of  $n$ . A program in MATLAB is developed to give us the results of the angle  $\theta$  so that we get maximum amplitudes after reflection about the mean. Let's Initially begin by considering the case where  $n = 2$ . Quirk simulator from IBM is used for simulating the results using a gate-block diagram as follows:

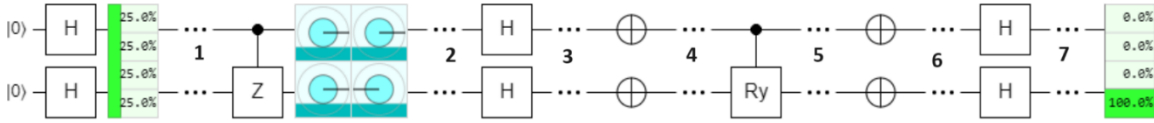


Figure 1 Modified Grover search algorithm for  $n = 2$  qubits, showing the substitution of the Z gate with the gate  $R_{\theta\pi}^{YZ}$ . The subsequent analysis breaks down each highlighted step above.

The output of each step is as follows:

Step 1 (initialization to create balanced superposition):

$$\frac{1}{2} (|00\rangle + |01\rangle + |10\rangle + |11\rangle)$$

Step 2 (marking the target using the oracle's phase flip):

$$\frac{1}{2} (|00\rangle + |01\rangle + |10\rangle - |11\rangle)$$

Step 3 (remains unchanged as before):

$$\frac{1}{2} (|00\rangle + |01\rangle + |10\rangle - |11\rangle)$$

Step 4:

$$\frac{1}{2} (-|00\rangle + |01\rangle + |10\rangle + |11\rangle)$$

Step 5:

$$\frac{1}{2} (-|00\rangle + |01\rangle + \left( \cos \frac{\theta}{2} + \sin \frac{\theta}{2} \right) |10\rangle + \left( \sin \frac{\theta}{2} - \cos \frac{\theta}{2} \right) |11\rangle)$$

The optimal angle is found from (6) to be zero for this 2-qubit example. Therefore, the output of step 5 becomes:

$$\frac{1}{2} (-|00\rangle + |01\rangle + |10\rangle - |11\rangle)$$

Step 6:

$$\frac{1}{2} \left( \left( \sin \frac{\theta}{2} - \cos \frac{\theta}{2} \right) |00\rangle + \left( \cos \frac{\theta}{2} + \sin \frac{\theta}{2} \right) |01\rangle + |10\rangle - |11\rangle \right)$$

substituting  $\theta = 0$  the output becomes:

$$\frac{1}{2} (-|00\rangle + |01\rangle + |10\rangle - |11\rangle)$$

Which is the same result from step 5.

Step 7:

$$\frac{1}{2} \left( \sin \frac{\theta}{2} |00\rangle + \left( 1 - \cos \frac{\theta}{2} \right) |01\rangle + \sin \frac{\theta}{2} |10\rangle + \left( -\cos \frac{\theta}{2} - 1 \right) |11\rangle \right)$$

Which results to  $-|11\rangle$  with a probability 100% and a single iteration ( $N_{optimal} = 1$ ).

Next, we move to scenarios involving a qubit count exceeding two, requiring additional iterations. We will explore the approach for managing these new iterations.

Solving (6) for  $n = 2, 3, 4, 5, 6, 7$ , we obtain the following corresponding phases:

Table I Phase angles corresponding to maximum probability

number of qubits ( $n$ )	2	3	4	5	6	7
phase angle ( $\theta$ )	0	$2 \tan^{-1} \frac{1}{2}$	$2 \tan^{-1} \frac{3}{4}$	$2 \tan^{-1} \frac{7}{8}$	$2 \tan^{-1} \frac{15}{16}$	$2 \tan^{-1} \frac{31}{32}$

We can readily derive a general formula for the phase angle by examining Table I, yielding:

$$\theta = 2 \tan^{-1} \left( \frac{2^{n-2} - 1}{2^{n-2}} \right) = 2 \tan^{-1} \left( \frac{N - 4}{N} \right) = 2 \tan^{-1} \left( 1 - \frac{4}{N} \right) \quad (7)$$

When  $n = 2$  in (7), the result is  $\theta = 0$ , explaining the attainment of a 100% probability of locating the target state in a single iteration (Classically, we need four iterations for this problem in the worst-case scenario). However, the standard Grover diffusion operator assumes  $\theta = 0$  for all iterations and for any number of qubits, which is found not to be optimal. It should be noted that solving (6) for  $n$  greater than ten qubits demands significant memory resources and entails a slow processing speed. Another interesting insight observed from (7) is that, as  $N$  increases, the phase angle  $\theta$  iteratively approaches the vertical alignment on the y-axis, precisely at a phase angle of  $\frac{\pi}{2}$ , corresponding to the target state. However, it's important to note that the transformation matrix considers half of this angle, specifically  $\frac{\theta}{2}$ .

Nevertheless, equation (7) does not provide information regarding the change in phase with each iteration. We want to examine how the inclusion of amplitude amplification affects this equation. To accomplish this, the ratio between two amplitudes in every two successive iterations is computed. In the initial iteration, the amplitudes of all states, including the target state  $a_1$ , are identical, given that they are balanced uniform states. Consequently, the mean  $m_1$  equals the amplitude of the target state, i.e.,  $m_1 = a_1 = \frac{1}{\sqrt{N}}$ .

In the second iteration, we initially compute the newly amplified amplitude resulting from the reflection about the mean  $m_1$ . This gives us the amplitude  $m_2$  and  $a_2$ :

$$m_2 = \frac{N-2}{N\sqrt{N}} = \frac{1}{\sqrt{N}} - \frac{2}{N\sqrt{N}} \text{ and } a_2 = \frac{3N-4}{N(\sqrt{N})} = \frac{3}{\sqrt{N}} - \frac{4}{N\sqrt{N}}$$

Proceeding in calculating the updated mean following the phase reversal and the new amplitude after reflecting about the mean, the following are instances of amplitudes for iterations to 1–7:

Table II Amplitude amplification for each iteration and the ratio between two successive amplitudes

Iteration ( $i$ )	Amplitude ( $a_i$ )	$\sim \left(\frac{a_{i+1}}{a_i}\right)$
1	$\frac{1}{\sqrt{N}}$	-
2	$\frac{3}{\sqrt{N}} - \frac{4}{N\sqrt{N}}$	3
3	$\frac{5}{\sqrt{N}} - \frac{16}{N\sqrt{N}} + \frac{12}{N^2\sqrt{N}}$	$\frac{5}{3}$
4	$\frac{7}{\sqrt{N}} - \frac{40}{N\sqrt{N}} + \frac{68}{N^2\sqrt{N}} - \frac{36}{N^3\sqrt{N}}$	$\frac{7}{5}$
5	$\frac{9}{\sqrt{N}} - \frac{80}{N\sqrt{N}} + \frac{228}{N^2\sqrt{N}} - \frac{264}{N^3\sqrt{N}} + \frac{108}{N^4\sqrt{N}}$	$\frac{9}{7}$
6	$\frac{11}{\sqrt{N}} - \frac{140}{N\sqrt{N}} + \frac{588}{N^2\sqrt{N}} - \frac{1108}{N^3\sqrt{N}} + \frac{972}{N^4\sqrt{N}} - \frac{324}{N^5\sqrt{N}}$	$\frac{11}{9}$
7	$\frac{13}{\sqrt{N}} - \frac{224}{N\sqrt{N}} + \frac{1288}{N^2\sqrt{N}} - \frac{3488}{N^3\sqrt{N}} + \frac{4896}{N^4\sqrt{N}} - \frac{3456}{N^5\sqrt{N}} + \frac{972}{N^6\sqrt{N}}$	$\frac{13}{11}$

We can observe an elegant pattern linking each amplitude to the preceding and following amplitudes. The first term of all amplitudes increases by the amount  $(2i + 1)$  where  $i$  refers to the iteration index. The terms exhibit alternate changes in signs, similar to the sine and cosine expansions while the denominators show a rapid exponential decrease. The impact of the other terms is negligible and, therefore, can be disregarded, leaving only the first part participating into the amplitude. Observe also the proportion between every successive pair of amplitudes, expressed as  $\frac{2i+1}{2i-1}$  (which is proportional to the ratio  $\left(\frac{\tan \theta_{i+1}}{\tan \theta_i}\right)$ ). This ratio provides an approximate relationship between the increment in phase angles during each two consecutive iterations. Observe as well that this rate is not uniform but declines as iterations progress (see the last column in Table II). This highlights the significance of the initial iterations, as they bear more importance compared to the subsequent ones, which remain relatively constant. As a result, this suggests to integrate this value into the ultimate rotation gate ( $R_{\theta\pi}^{YZ}$ -gate matrix). Therefore, (7) becomes:

$$\theta_i = \left( 2 \tan^{-1} \left( \frac{2^{n-2} - 1}{2^{n-2}} \right) \right) + \frac{2i + 1}{2i - 1} \quad (6)$$

#### 1.4 Simulation Results:

In the Quirk toolbox by IBM, the Grover algorithm example employs a 5-qubit, 32-state configuration to illustrate how the standard algorithm functions in the search process. For comparison with the proposed method, the same example is used. While the standard algorithm requires 4 iterations, the proposed method achieves an equivalent result with only 3 iterations, representing a 25% reduction compared to the standard approach. The simulation is presented in Fig. 2, while the example from Quirk can be accessed on the provided Quirk's website. Observe the distinction between the proposed method and the standard algorithm, as the proposed approach introduces a mean distributed unevenly among the non-solution states for all iterations (see the green narrow column in Fig. 2). For this example, the probability of finding the good state using the proposed approach (here the state  $|11111\rangle$ ) is 99.4983% versus 89.6936% for the standard algorithm.

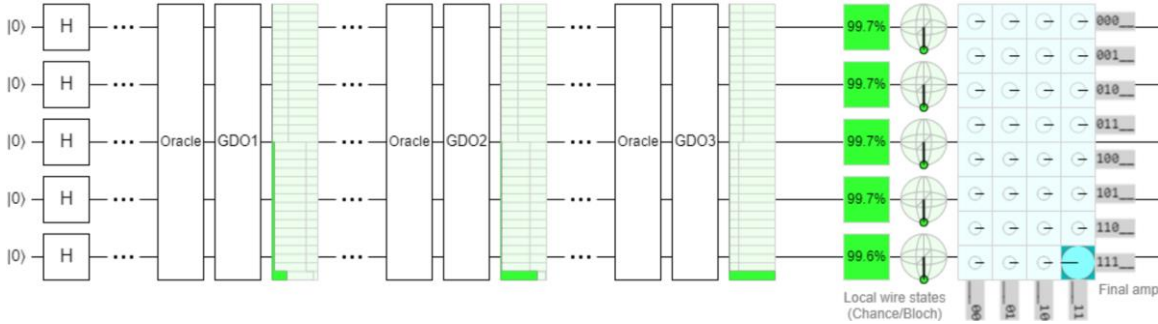
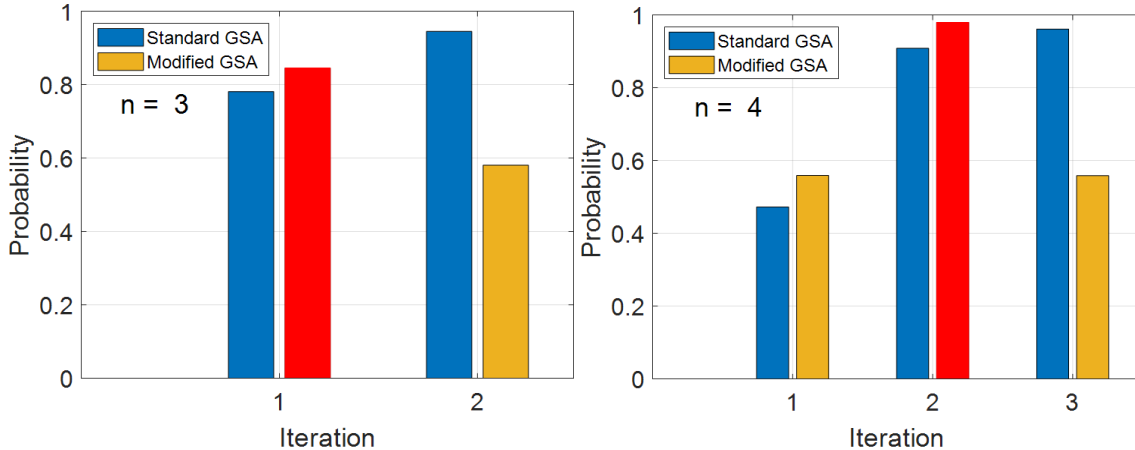


Figure 2 Simulation of the modified Grover search algorithm for  $n = 5$  qubits

Figure 3 presents results for additional scenarios, considering  $n=5, 6, 7, 8, 9$ , and  $10$ , and illustrates the comparison between the standard search algorithm (shown in blue) and the modified approach (depicted in yellow) across different numbers of qubits. The optimal number of iterations for the modified version or  $N_{optimal}$  is highlighted in red. The proposed method leads to an average decrease in the required number of iterations by 27.66%, as indicated in Table III. In scenarios involving a significant number of qubits ( $n$  greater than 10), advanced CPU and GPU resources are required to simulate the problem.



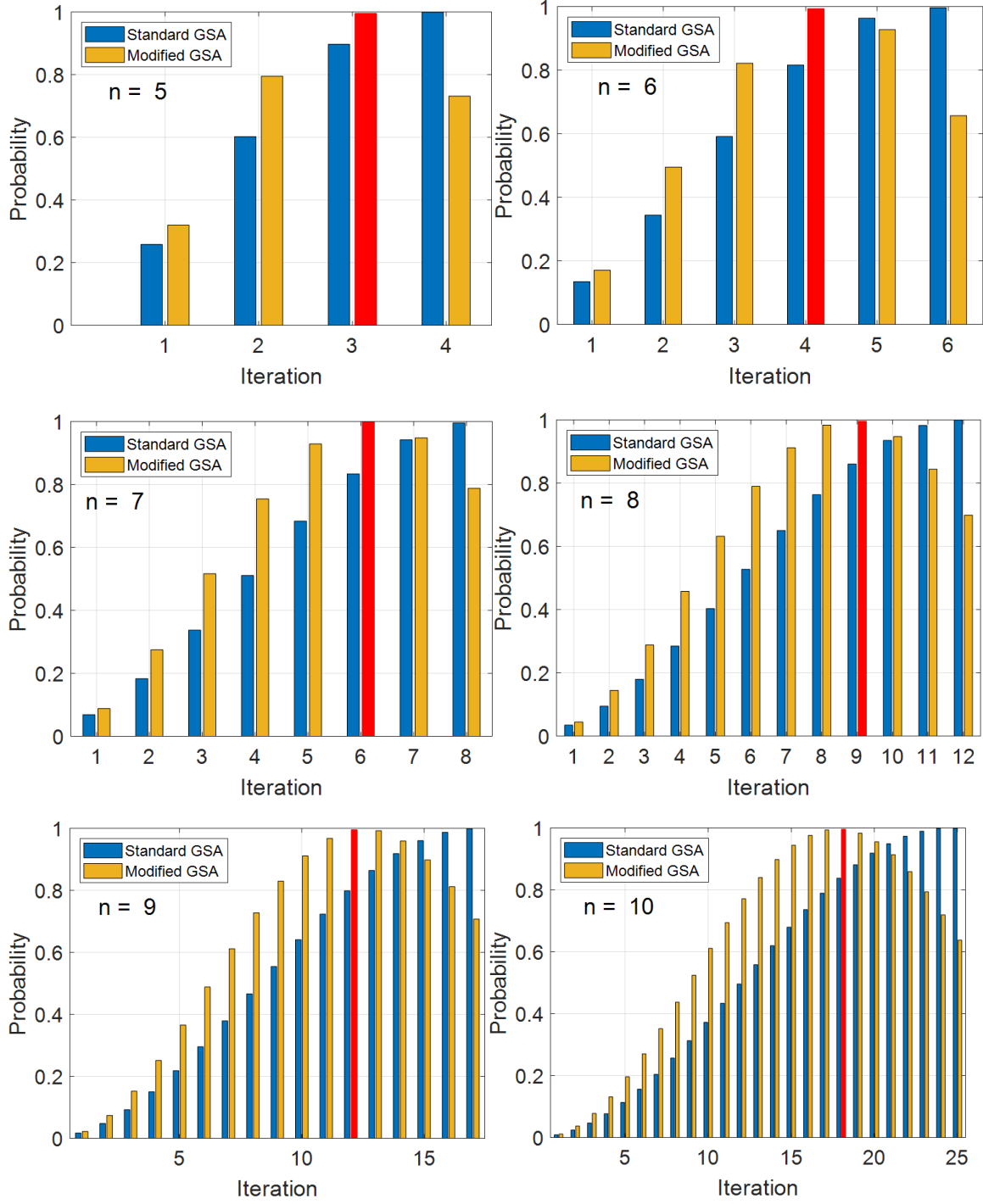


Figure 3 comparison results between the standard and modified Grover search algorithm for  $n = 5, 6, 7, 8, 9, 10$ . Red color is used to highlight the iteration that yields the maximum amplitude.

Table III Comparison between the proposed and standard GSA

Number of qubits (n)	2	3	4	5	6	7	8	9	10
Standard GSA	1	2	3	4	6	8	12	17	25
Modified GSA	1	1	2	3	4	6	9	12	18



Difference (Standard-Modified)	0	1	1	1	2	2	3	5	7
Ratio (Modified/Standard)	1	0.5	0.66	0.75	0.66	0.75	0.75	0.70	0.72
Improvement	0%	50%	33%	25%	33%	25%	25%	30%	28%

Notably, the probability of success in the modified GSA's equation exhibits a 28% reduction in number of iterations (corresponding to a 1.3888 ratio in the phase angle) reaching optimality in probability of success with only  $0.72 N_{optimal}$  Iterations.

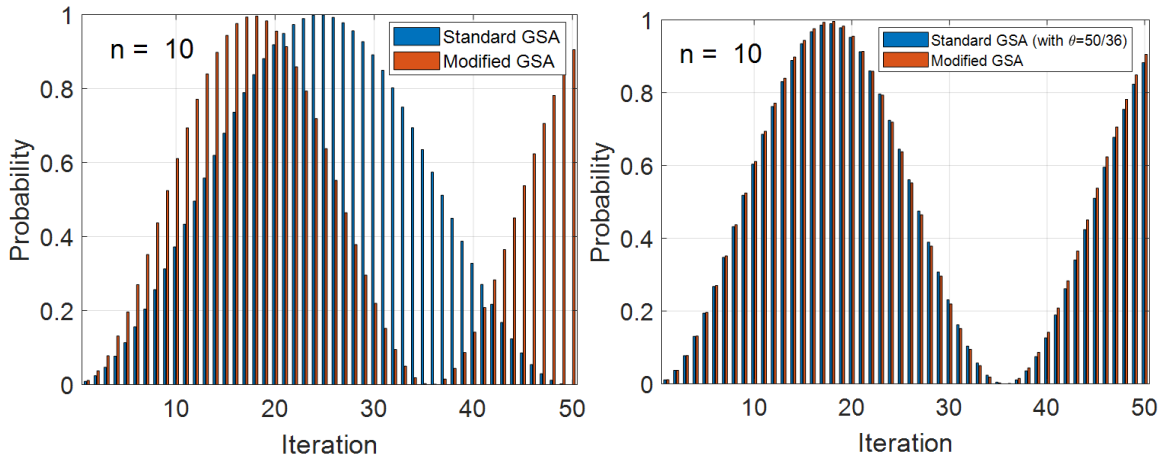
The original probability-of-success equation for the standard GSA is [7]:

$$P(success) = \sin^2((2i + 1)\theta) \quad (7)$$

where  $i$  refers to iteration index. The modified approach adjusts the above equation to the following:

$$P(success) = \sin^2\left((2i + 1)\left(\frac{50}{36}\theta\right)\right) \quad (8)$$

This observation is understandable as the additional phase angle contributes to a decrease in the number of iterations required for this problem to attain its maximum probability evidenced in Fig. 4 a. The probability of success represented by the  $y$  –axis of this Fig. 4a increases as number of iterations increases ( $x$  –axis) until it reaches its optimal value  $N_{optimal}$ . Figure 4b shows the alignment between the modified GSA and the standard GSA after adding  $R_\theta^Y$  gate to the diffusion operator, where  $\theta = \frac{50}{36}$  added with  $\left(\frac{2i+1}{2i-1}\right)$  per iteration. This alignment confirms the previously mentioned conclusion.



## 1.5 Conclusion

This study introduced an improved version of the Grover search algorithm that aims to maximize the amplitudes, and consequently the probability, of desired states known as good, target or solution states. The proposed modification includes integrating both the amplitude-increasing ratio of consecutive iterations and the derivative of the Grover diffusion operator. This combination is employed to determine the optimal phase angle used for amplitude amplification by utilizing a rotation around the  $y$ – and  $z$ –axis gate. The

findings illustrate a decrease in the required number of iterations to achieve a probability of success, approximately 28% less compared to the standard Grover search algorithm. The research includes various case studies, including scenarios with a qubit count of up to ten (resulting in 1024 combinations of search entries). The simulation was conducted using MATLAB and IBM's Quirk programs.

### **Data Availability**

The author would like to share all the programs developed in MATLAB specifically for this paper with the reviewers\readers.

### **About the author**

Ismael Abdulrahman received his PhD in Electrical and Computer Engineering from Tennessee Technological University, USA, in 2019. Currently, he serves as an assistant professor at Erbil Polytechnic University, where he instructs graduate and undergraduate courses including quantum computing, advanced mathematics, and electrical and electronic courses. His academic passions includes quantum computing, machine learning, optimization, and mathematical modeling.

### **Funding**

No financial support is provided for this work.

### **Conflict of Interest**

The authors declare that there is no conflict of interest associated with this work.

### **References**

1. Nielsen, Michael A., and Isaac L. Chuang. Quantum Computation and Quantum Information. Cambridge University Press, 2010.
2. Sutor, Robert S. Dancing with Qubits. Packt Publishing, 2019.
3. Thomas G. Wong. "Introduction to Classical Quantum Computing." Rooted Grove, 2022.
4. Park, Gilchan, et al. "Quantum Multi-Programming for Grover's Search." Computational Science Initiative, Brookhaven National Laboratory, Upton, New York, 11973, USA, 2022.
5. Scott Aaronson. "Introduction to Quantum Information Science." Lecture Notes, 2018.
6. Los Alamos National Laboratory. "Quantum Algorithm Implementations for Beginners," 2022.
7. Microsoft Azure Quantum. "Grover's Algorithm - Concepts." [Online]. Available: <https://learn.microsoft.com/en-us/azure/quantum/concepts-grovers>

8. Qiskit Textbook GitHub. "Grover's Algorithm - Notebooks." [Online]. Available: <https://github.com/Qiskit/textbook/blob/main/notebooks/ch-algorithms/grover.ipynb>
9. Quantum Untangled on Medium. "Grover's Algorithm: Mathematics, Circuits, and Code." [Online]. Available: <https://medium.com/quantum-untangled/grovers-algorithm-mathematics-circuits-and-code-quantum-algorithms-untangled-c4aa47d506e5>
10. Szabłowski, P. J. "Understanding Mathematics of Grover's Algorithm." Quantum Information Processing, vol. 20, no. 4, 2021, pp. 191. <https://doi.org/10.1007/s11128-021-03125-w>.
11. Grover, Lov K. "Quantum Mechanics Helps in Searching for a Needle in a Haystack." Bell Labs, New Jersey, 1997.