

COMPARATIVE ANALYSIS OF LLAMA AND CHATGPT EMBEDDINGS FOR MOLECULE EMBEDDING

A PREPRINT

Shaghayegh Sadeghi
School of Computer Science
University of Windsor
Windsro, ON Canada
sadeghi3@uwindsor.ca

Alan Bui
School of Computer Science
University of Windsor
Windsro, ON Canada
alanb3350@gmail.com

Ali Forooghi
School of Computer Science
University of Windsor
Windsro, ON Canada
foroogh@uwindsor.ca

Jianguo Lu
School of Computer Science
University of Windsor
Windsro, ON Canada
jlu@uwindsor.ca

Alioune Ngom
School of Computer Science
University of Windsor
Windsro, ON Canada
angom@uwindsor.ca

February 2, 2024

ABSTRACT

Purpose: Large Language Models (LLMs) like ChatGPT and LLaMA are increasingly recognized for their potential in the field of cheminformatics, particularly in interpreting Simplified Molecular Input Line Entry System (SMILES), a standard method for representing chemical structures. These LLMs can decode SMILES strings into vector representations, providing a novel approach to understanding chemical graphs.

Methods: We investigate the performance of ChatGPT and LLaMA in embedding SMILES strings. Our evaluation focuses on two key applications: molecular property (MP) prediction and drug-drug interaction (DDI) prediction, both essential in drug development and healthcare.

Results: We find that SMILES embeddings generated using LLaMA outperform those from ChatGPT in both MP and DDI prediction tasks. Notably, LLaMA-based SMILES embeddings show results comparable to existing methods in both prediction tasks.

Conclusion: The application of LLMs in cheminformatics, particularly in utilizing SMILES embeddings, shows significant promise for advancing drug development. This includes improving the prediction of chemical properties and facilitating the drug discovery process. GitHub: <https://github.com/sshaghayeghs/LLaMA-VS-ChatGPT>

Keywords Large Language Models · LLaMA · ChatGPT · SMILES Embedding

1 Introduction

Molecule embedding is the corner stone in pharmacology [1, 2], and finds wide applications in molecular property (MP) prediction [3, 4, 5, 6], drug-target interaction (DTI) prediction [7, 8, 9] and drug-drug interaction (DDI) prediction [10, 11]. Molecule embedding techniques evolve and synchronize with the advances in language modelling [12, 13], starting with static word embedding [14], to contextualized pre-trained models [15, 16]. With recent breakthroughs made by LLMs spear-headed by openAI, ChatGPT has been explored for molecule embedding [17].

LLMs such as ChatGPT [18] and LLaMA [19, 20] are gaining prominence due to their remarkable capabilities across various tasks. Due to their success in analyzing natural language, backed by pre-training on extensive unsupervised data, applying this approach to the chemistry language domain was a logical step. Recent trends and research efforts are

now focused on exploring whether these models can understand or learn chemical language, marking a significant step in the application of LLMs in new domains [21, 22, 23, 24].

One of the main entities in chemistry is molecules. Molecules are complex entities with various atoms, bonds, and functional groups, making them challenging to work with directly in most machine-learning models.

Each molecule can be identified differently using one of the most famous representations, the *Simplified Molecular Input Line Entry System* (SMILES) [25]. SMILES serves as a "chemical language," effectively encoding the structural details of a chemical graph – encompassing atoms, bonds, and rings – into a concise text format achieved through a systematic, depth-first tree traversal approach. This representation method employs alphanumeric characters to signify atoms and specific symbols such as -, =, and # to denote the various chemical bonds. For example, CC(Cc1ccc(cc1)C(C(=O)O)C)C is the SMILES representation of Ibuprofen.

Inspired by natural language analysis, many studies try to learn patterns within SMILES strings and, if possible, use them to develop intermediate features that would be relevant for predicting a variety of chemical properties.

SMILES embedding techniques aim to capture relevant structural and chemical information in a compact numerical representation [26]. The fundamental hypothesis asserts that structurally similar molecules behave in similar ways. This enables machine learning algorithms to process and analyze molecular structures for property prediction and drug discovery tasks.

2 Related Work: SMILES embedding

Up to our current knowledge, the application of ChatGPT and LLaMA in chemistry has primarily been limited to utilizing and evaluating its performance in answering queries. Further exploration and implementation of LLMs for more advanced tasks within chemistry are yet to be thoroughly documented. For example, to examine how well LLMs understand chemistry, Guo et. al. [17] used LLMs to assess the performance of these models on practical chemistry tasks only using queries.

However, inspired by many language-based methods that tried to extract molecular embedding, our study represents a pioneering effort, being the first to rigorously assess the capabilities of LLMs like ChatGPT and LLaMA in the usage of LLMs embedding for chemistry tasks.

For example, Seq2seq [27] works like an auto-encoder, maps the SMILES string to a fixed-sized vector using an encoder, and then translates it back to the original SMILES string with a decoder. The intermediate fixed-sized vector is extracted as the Seq2seq embedding. Once the model is well-trained, the intermediate feature vector is considered to encode all the information to recover the original molecular representation.

In the DTI prediction task, Affinity2Vec [8] uses Seq2seq to generate features for each drug. Drug and protein features are then used to predict the binding affinity between the drug and the target.

During the embedding extraction stage, Seq2seq only feeds forward the encoder network, leaving the decoder network behind to save computational resources. Hence, SMILES2vec [28] proposed a deep RNN-based method that only contains the encoder for extracting the SMILES embedding. They used a Bayesian optimizer to optimize the hyperparameters related to the neural network topology.

SmileGNN, as described in [11], aggregates the structural features of drugs constructed from SMILES data and the topological features of drugs in knowledge graphs using GNNs. To extract drug features, SmileGNN utilizes SMILES2vec [28].

Since SMILES is fundamentally different from English language, commonly used techniques in NLP research, such as Word2vec embedding, cannot be easily adapted for this task.

However, while Seq2seq fingerprint and SMILES2Vec use character-wise tokenization, Mol2Vec [14] designed a study that employed a word2vec model on sentences formed from Morgan fingerprint [29].

One early molecular embedding method is the Morgan fingerprint. The Morgan fingerprint is a method of encoding the structural information of a molecule into a fixed-length binary or integer vector. The Morgan fingerprint works by iteratively generating circular substructures around each atom in the molecule up to a specified radius and converting the information to a numerical representation using a hash function.

Due to the non-invertible nature of the hash function, Morgan fingerprints usually do not encode enough information, resulting in lower performance in the downstream prediction tasks [27, 30].

Mol2vec approach considered atoms within local and broader contexts, capturing their relationships with neighbouring atoms and molecular components. Mol2Vec enhanced the model’s understanding of molecular features and interactions by creating sentences from the molecular structure and learning distributed representations.

After Mol2Vec, however, few studies explored the usage of the word2vec. Another approach based on word2vec is SPVec [31]. SPVec is a DTI prediction method that uses SMILES strings and protein sequences as input. For SMILES embedding, SPVec, different from Mol2Vec, directly uses SMILES of drug molecules rather than Morgan fingerprints as “sentences” to learn the representations. In other words, each character in SMILES is considered as a token.

Similar to Mol2Vec, which uses Morgan fingerprints as its input and is inspired by the developed molecular featurizers based on graph convolution operations on molecular graphs [30], FP2Vec [32] uses a simple convolutional neural network (CNN) architecture that has been successfully used for natural language processing tasks. The process involves extracting substructures from a chemical compound’s SMILES using a Morgan fingerprint. Fingerprint indices are collected as integers representing substructures. These integers are transformed into vectors through a lookup table. During training, the table values are optimized to improve the training objective.

MolBERT [16] is a BERT-based model [12] for embedding. Fabian et. al. [16] designed domain-relevant self-supervised tasks for pre-training. Masked Language Modelling (MLM) is kept like previous studies [15], and since SMILES do not have a consecutive relationship, instead of Next Sentence Prediction (NSP), MolBERT perform SMILES equivalence (SMILES-EQ). Given an input of two SMILES where the second is, with equal probability, either randomly sampled from the training set or a synonymous permutation of the first SMILES, the task is to predict whether the two inputs represent the same molecule. Calculated molecular descriptor prediction (PHYSCHEMPRED) is another task that predicts each molecule’s normalized set of descriptors. MolBERT is pre-trained on almost 1.6 million compounds curated from ChEMBL [33].

For evaluation, MolBERT embeddings along with fine-tuned MolBERT are used for comparison. Compared to previous methods, MolBERT is competitive. Results also show that MolBERT embedding used with a simple machine learning method such as SVM is comparable with baseline fingerprint-based methods.

3 The ChatGPT vs LLaMA Benchmark

LLMs, exemplified by architectures like BERT [12], ChatGPT [18], LLaMA [19], and LLaMA2 [20] excel at understanding context within sentences and generating coherent text. They leverage attention mechanisms and vast training data to capture contextual information, making them versatile for text generation, translation, and sentiment analysis tasks. While Word2Vec enhances word-level semantics, language models provide a deeper understanding of context and facilitate more comprehensive language understanding and generation. Pre-trained models from LLMs can transform text into dense, high-dimensional vectors, which capture contextual information and meaning. Using pre-trained LLMs offers an edge as they transfer knowledge from their vast training data, enabling the extraction of context-sensitive representations without requiring extensive task-specific data or feature engineering [34].

Here, this work focuses on obtaining the embeddings of SMILES strings from ChatGPT and LLaMA models to find the model that achieves the best performance.

For our research, we utilized the text-embedding-ada-002 model, developed by OpenAI [35] with 1.7 trillion parameters, for text embedding tasks. This model, acclaimed for being the best among available embedding models, employs the cl100k-base token calculator to generate embeddings, resulting in a 1536-dimensional vector representation. We input SMILES strings into this model, allowing ChatGPT (Generative Pre-trained Transformer) to create embeddings for each string. These embeddings serve as the feature vector for our classification tasks.

In parallel, we leveraged the capabilities of LLaMA (Large Language Model Meta AI) [19] and its advanced variant, LLaMA2 [20], both released by Meta AI. These models, ranging from only 7 to 65 billion parameters, are built on the Transformers architecture. LLaMA2, an enhancement of LLaMA, benefits from training on an expanded publicly available data set. Its pretraining corpus grew by 40%, and its context length doubled to 4096 tokens, aligning well with the size of our SMILES sequence embeddings. Both LLaMA models employ a decoder-only Transformer architecture with causal multi-headed attention in each layer. Drawing architectural inspiration from prominent language models like GPT-3 and PaLM (Pathways Language Model) [36], they incorporate features such as pre-normalization, RMSNorm, SwiGLU activation functions, and rotary positional embeddings (RoPE) [37] in every transformer layer.

The training dataset of LLaMA [19, 38] is predominantly composed of webpages, accounting for over 80% of its content. This is supplemented by a diverse range of sources, including 6.5% code-centric data from GitHub and StackExchange, 4.5% literary content from books, and 2.5% scientific material primarily sourced from arXiv.

Table 1: MoleculeNet [40] Datasets Used for Evaluation Used in [4, 5, 17, 44, 3, 6, 48]

Dataset	# Compounds	Negative Class	Positive Class	Class Rate
BBBP [49]	2039	479	1560	$\approx 1:3$
HIV [50]	41127	39684	1443	$\approx 28:1$
BACE C [51]	1513	822	691	$\approx 1:1$
ClinTox [52]	1478	1366	112	$\approx 12:1$

In contrast, GPT-3 (175B) [39, 38] was developed using a comprehensive and mixed dataset. This dataset includes diverse sources like CommonCrawl, WebText2, two different book collections (Books1 and Books2), and Wikipedia.

3.1 Tasks and Evaluation

3.1.1 Molecular Property Prediction

High-precision molecular property prediction models are now vital components at multiple stages of the drug discovery pipeline. In this study, we only examine binary classification tasks. In the context of molecular property prediction, binary classification refers to a computational method used to predict whether a given molecule possesses a specific property or not [40].

3.1.2 Drug-Drug Interaction Prediction

DDI prediction tasks can be cast as Link Prediction (LP) task [41, 42, 43]. Link prediction is one of the most important research topics in network science. The objective of link prediction in this research is to identify whether there is an edge between two drug nodes.

3.2 Datasets

Following common practices, we evaluate embedding quality on classification tasks [4, 5, 17, 44, 3, 6], and link-prediction tasks [45, 46, 11, 47].

3.2.1 MoleculeNet

we evaluate on four labeled datasets tabulated in Table 1. MoleculeNet [40] is a widely used benchmark dataset in the field of computational chemistry and drug discovery. MoleculeNet is designed to evaluate and compare the performance of various machine learning models and algorithms on tasks related to molecular property prediction, compound screening, and other cheminformatics tasks.

MoleculeNet provides a collection of diverse datasets that cover a range of tasks, including Classification Tasks such as identifying properties like toxicity, bioactivity, and whether a molecule is an inhibitor.

We use these four datasets from MoleculeNet because many of the related studies mentioned employed MoleculeNet datasets as a foundational benchmark for evaluating their proposed methods [6, 48, 5, 4, 3, 44, 17].

Here, we also use a set of benchmark datasets (Table. 1) specially designed for the classification task.

Extensive collections of SMILES strings, accompanied by binary labels indicating specific properties being assessed, such as BBBP [49](Blood-Brain Barrier Penetration), HIV [50] replication inhibition, BACE binding results for inhibitors of human beta-secretase [51], and ClinTox [52] drugs that have failed clinical trials for toxicity reasons constitute the datasets.

For evaluation, first, we partition our dataset into training and testing sets using a ratio of 80:10:10, which is more commonly used and the Deepchem [53] recommended split.

3.2.2 DDI Network

In this study, we utilize two DDI networks: BioSnap [54] and DrugBank [55]. These datasets represent interactions among FDA-approved drugs as a biological network, with drugs as nodes and interactions as edges.

From the DrugBank Database, we extracted the SMILES strings of drugs in the DrugBank database. It should be noted that we conduct data removal because of some improper drug SMILES strings in Drugbank, which can not be converted into molecular graphs, as determined by the RDKit library. The errors include so-old storage format of SMILES strings,

wrong characters, etc. Through these meticulous curation efforts, we have fortified the quality and coherence of our DDI network, ensuring its suitability for comprehensive analysis and interpretation.

For the BioSnap dataset, 1320 drugs have SMILES strings, while the DrugBank dataset has 1690 drugs with SMILES strings. Hence, the number of edges for BioSnap and DrugBank reduced to 41577 and 190609, respectively.

Table 2: Statistics of Datasets

Dataset	# Nodes	# Edges	Average node degree
BioSnap [54]	1514	48514	64.087
DrugBank [55]	1706	191808	224.38

4 Results

4.1 Experimental Setup

For obtaining the embeddings from ChatGPT we utilized the text-embedding-ada-002 model. For LLaMA models, we extract the embedding of each sequence from the output of the last layer of the model of 7 billion parameter version of both LLaMA and LLaMA2, which have size of 4096.

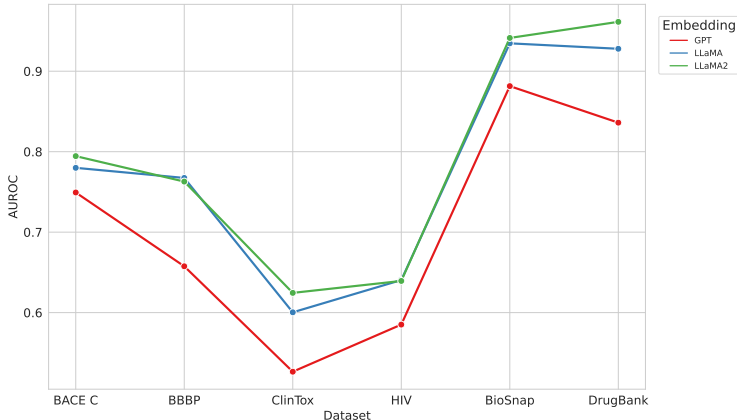


Figure 1: Average AUROC of Embedding Models on Two Tasks MP and DDI Prediction

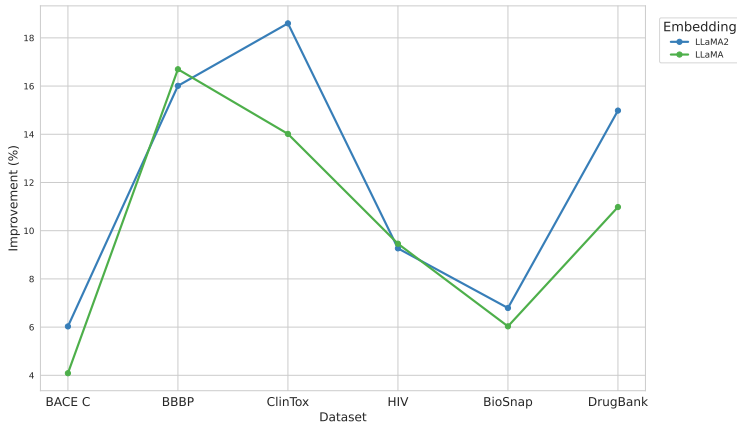


Figure 2: Performance Improvement of LLaMA Embeddings Over ChatGPT Embedding on Two Tasks MP and DDI Prediction

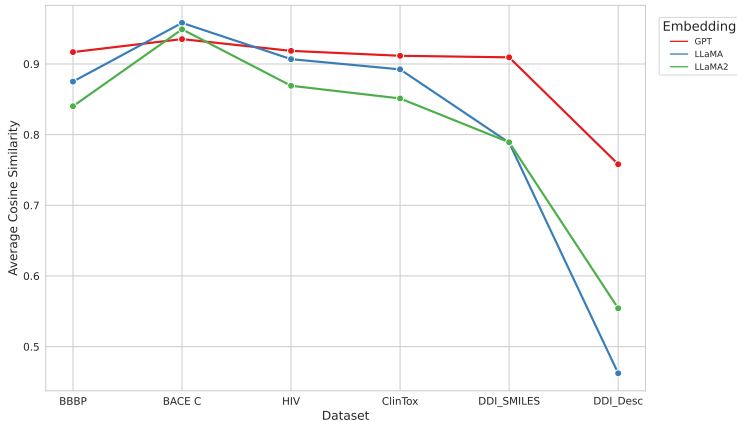


Figure 3: Anisotropy problem of ChatGPT and LLaMA Models Embedding

Table 3: Comparative evaluation results between ChatGPT and LLaMA

MP				
AUROC				
Method	BBBP	BACE	HIV	ClinTox
Morgan FP	0.678 \pm 0.00	0.845 \pm 0.00	0.714 \pm 0.00	0.596 \pm 0.00
Mol2Vec	0.761 \pm 0.01	0.791 \pm 0.01	0.662 \pm 0.01	0.658 \pm 0.04
BERT	0.750 \pm 0.02	0.773 \pm 0.01	0.620 \pm 0.00	0.611 \pm 0.03
ChatGPT	0.657 \pm 0.01	0.749 \pm 0.01	0.585 \pm 0.00	0.526 \pm 0.02
LLaMA	0.767 \pm 0.02	0.779 \pm 0.01	0.640 \pm 0.00	0.600 \pm 0.04
LLaMA2	0.762 \pm 0.01	0.794 \pm 0.01	0.639 \pm 0.01	0.624 \pm 0.04
MolBERT(SVM)	0.750 \pm 0.00	0.849 \pm 0.00	0.747 \pm 0.00	-
DDI				
Method	BioSnap		DrugBank	
	AUROC	AUPRC	AUROC	AUPRC
Morgan FP	0.871 \pm 0.00	0.847 \pm 0.00	0.876 \pm 0.00	0.855 \pm 0.00
Mol2Vec	0.547 \pm 0.03	0.762 \pm 0.00	0.536 \pm 0.01	0.759 \pm 0.00
BERT	0.621 \pm 0.02	0.563 \pm 0.08	0.660 \pm 0.02	0.639 \pm 0.01
ChatGPT	0.856 \pm 0.06	0.812 \pm 0.08	0.836 \pm 0.05	0.748 \pm 0.09
LLaMA	0.921 \pm 0.00	0.884 \pm 0.02	0.927 \pm 0.00	0.872 \pm 0.01
LLaMA2	0.941 \pm 0.00	0.902 \pm 0.02	0.961 \pm 0.00	0.933 \pm 0.01
MIRACLE	0.961 \pm 0.00	0.955 \pm 0.00	0.955 \pm 0.00	0.923 \pm 0.00

4.1.1 Molecular Property Prediction

To compare ChatGPT and LLaMA that are not pre-trained on SMILES, we use the reported results of MolBERT for comparison.

We perform property prediction tasks on the selected MoleculeNet datasets; since the tasks for these datasets are classification, we use four different classification methods and report the average of the results of these classifiers. These models are Logistic Regression, SVM, Random Forest, and Gradient Boosting.

F1-score, AUROC, AUPRC are used as the evaluation metrics for MP prediction task.

For all embedding models, we used their officially released toolkit and default setting for training the classifiers. We implement LLaMA [19, 20] using released weights from Meta, while using OpenAI API [35] for ChatGPT and scikit learn[56] for classifiers.

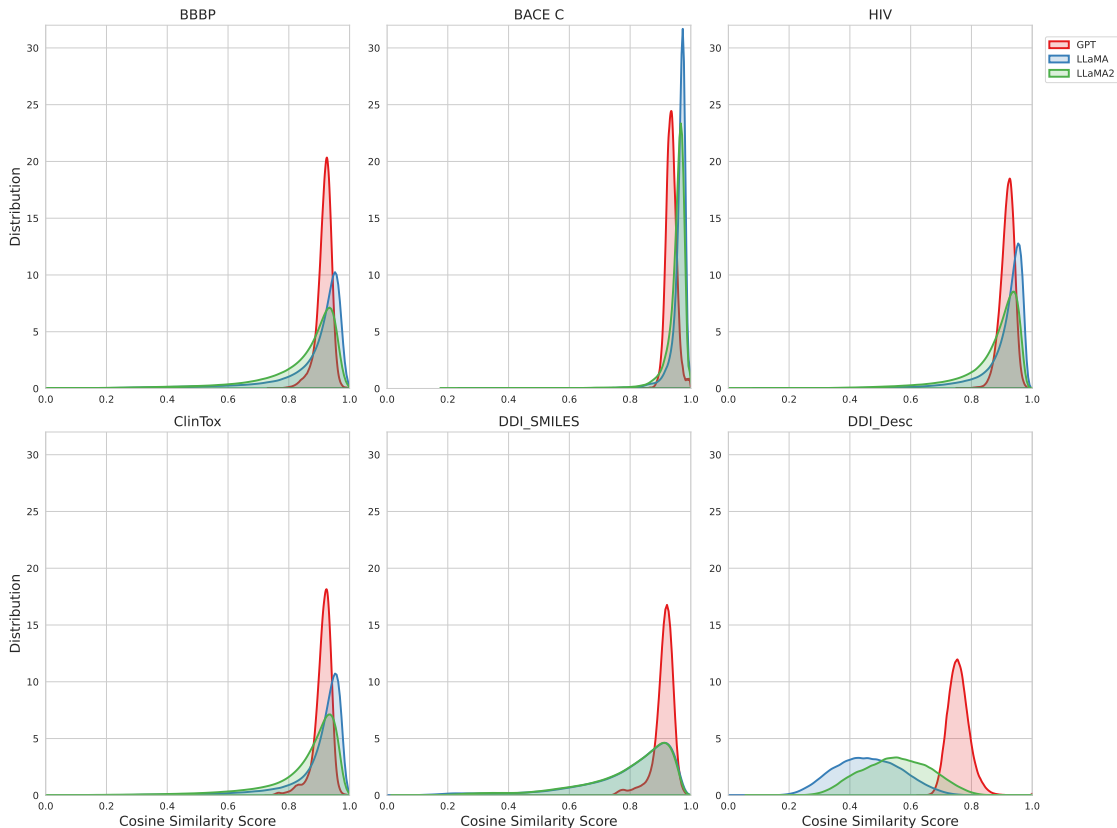


Figure 4: Cosine Similarity Distribution of Embeddings

4.1.2 DDI Prediction

In the context of our link prediction task, a crucial step is to partition links or edges into distinct sets comprising training, validation, and test data. We ensure that the training set remains distinct from the validation and test sets for the partitioning process. Furthermore, it safeguards the integrity of the validation set by excluding any edges present in the test set, thus maintaining the sanctity of the evaluation process. We divide all the interaction samples into a train set and a test set with a ratio of about 4:1 and randomly select 1/4 of the training dataset as a validation dataset.

Following the MIRACLE [45], a state-of-the-art method in DDI, we set each parameter learning rate using an exponentially decaying schedule with an initial learning rate of 0.0001 and a multiplicative factor of 0.96. For the proposed model’s hyperparameters, we set the dimension of the hidden state of drugs as 256 and 3 layers for the GCN encoder. To further regularise the model, dropout with $p = 0.3$ is applied to every intermediate layer’s output.

We implement Pytorch-geometric [57] for GCN. GCN Model is trained using Adam optimizer.

During experiments, the performance of results is assessed using the area under the receiver operating characteristic curve (AUROC) and the area under the Precision-Recall curve (AUPRC). AUROC and AUPRC are valuable metrics for evaluating accuracy, and a meaningful interpretation of AUC typically reflects the method’s overall performance. Finally, we compare the results of integrating language models with GCN against the state-of-the-art deep learning method MIRACLE [45]. MIRACLE acquires knowledge of both the inter-view molecular structure and the intra-view interaction details of drugs for DDI prediction.

4.2 Analysis

We compare our LLaMA and ChatGPT embeddings on six datasets. Also, we highlight the best results between LLaMA and ChatGPT with the underline.

Figure 1 demonstrates that LLaMA outperforms ChatGPT consistently over all the datasets with a large margin (Figure 2). Figure 4 also supports why ChatGPT is not performing as well as LLaMA models. Comparative analysis reveals that

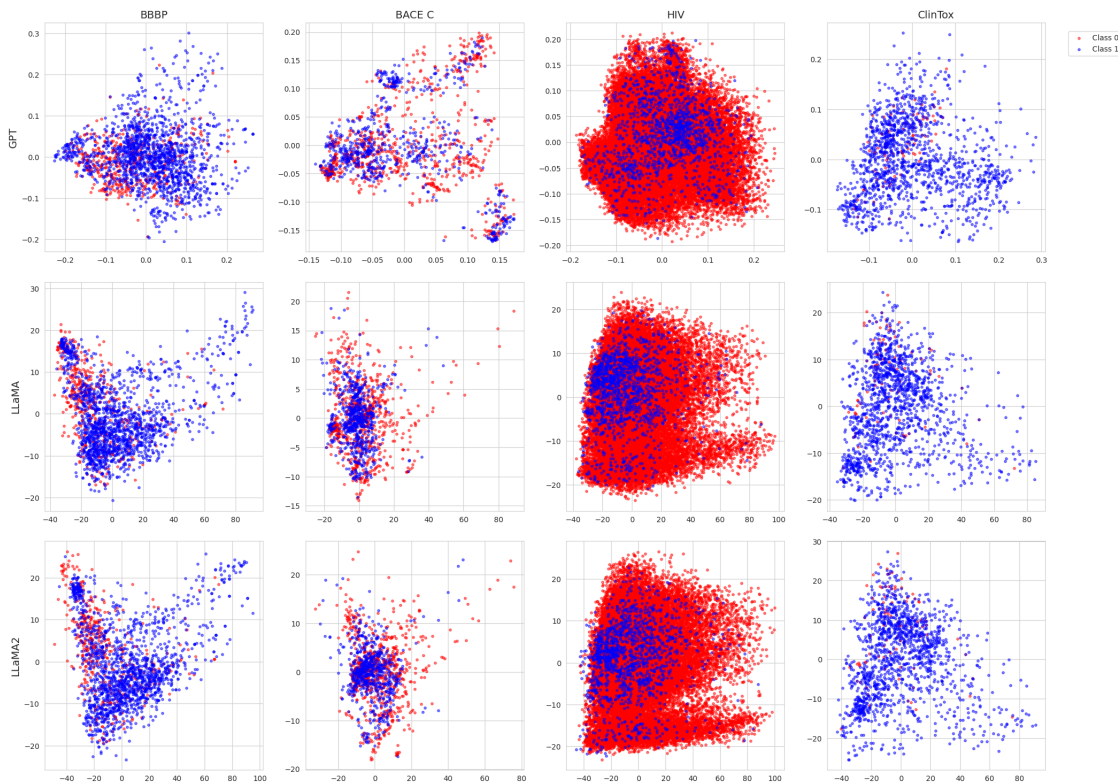


Figure 5: PCA Representation Embedding for MP Task

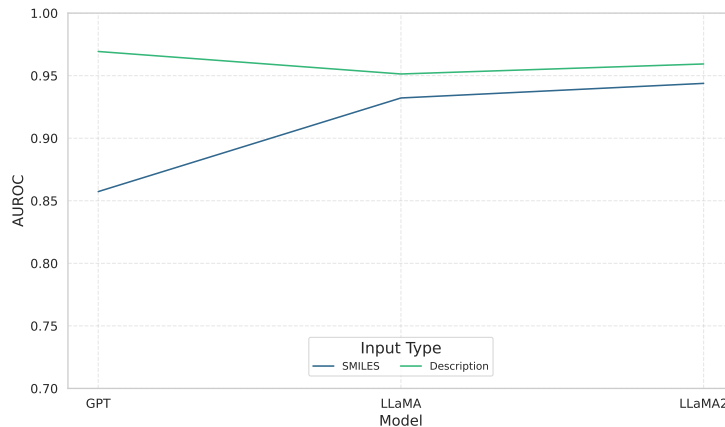


Figure 6: Comparison of using Drug Description Against SMILES string for DDI Network on BioSnap Dataset

ChatGPT embeddings demonstrate a higher degree of anisotropy than LLaMA embeddings (Figure 3). Although both have trouble fully capturing the meaning of SMILES, ChatGPT’s embeddings are more closely grouped together in their representation (Figure 5). As illustrated in Figure 5, the PCA representation of ChatGPT’s embeddings is predominantly concentrated within a range smaller than 1 which shows higher degree of anisotropy compared to LLaMA models that are within larger range. This means SMILES strings in ChatGPT might seem more similar to each other than in LLaMA, possibly making it harder for ChatGPT to recognize subtle differences in meaning [58]. This observation also suggests a high likelihood that the ChatGPT embeddings have been pre-normalized. Table (3) shows the performance of SMILES embedding on both tasks of MP and DDI. The best overall results in both tasks are highlighted in bold.

Compared with other MP methods, SMILES embeddings from LLaMA models outperform other LLMs pre-trained on natural language models. The comparison between LLMs like LLaMA and ChatGPT and specialized tools like Morgan

Fingerprint and Mol2Vec highlights a key difference in their design and applications. While Morgan Fingerprint and Mol2Vec, which leverage word2vec-based methods, are specifically tailored for processing and interpreting SMILES strings, with Mol2Vec focusing on 19.9 million and MolBERT on 1.6 million SMILES strings, LLMs like LLaMA and ChatGPT are not. These LLMs are general-purpose language models, lacking the specialization to handle SMILES strings as efficiently or accurately as the more focused tools. We also compare the LLMs with reported MolBERT performance. Although LLaMA outperforms others when applied to BBBP, it fell short when applied to other datasets.

When benchmarked against other DDI methods, SMILES embeddings from LLaMA2 combined with GCN show competitive results, closely aligning with state-of-the-art algorithms. Specifically, in the DrugBank dataset, LLaMA2 leads regarding the AUROC metric. However, MIRACLE excels over other methods in the AUPRC, both in BioSnap and DrugBank datasets.

We also extracted the text-format drug description information of drugs from the DrugBank database. Drug descriptions in DDI prediction significantly outperform the use of SMILES strings when leveraging LLMs. This enhancement is consistent with applying LLMs pre-trained on general text data, as depicted in Figure (6). When applied to drug descriptions that are closer to natural language, ChatGPT outperforms the LLaMA models on both datasets and using both AUROC and AUPRC metrics.

5 Conclusions

In summary, this research highlights the remarkable potential of LLMs such as ChatGPT and LLaMA in revolutionizing drug development and healthcare practices. Utilizing SMILES strings for chemical language encoding, these models present cutting-edge methods for the interpretation and prediction of molecular characteristics and interactions between drugs. LLaMA’s efficacy in generating SMILES embeddings is particularly noteworthy, as demonstrated in our studies, suggesting its significant role in improving molecular property and drug interaction predictions. While these models, including LLaMA and ChatGPT, are not specifically tailored for SMILES string embedding, unlike MolBERT and Mol2Vec, their performance remains impressively competitive. Our research sets the stage for future advancements in refining LLMs for SMILES embedding. Future endeavours will aim to enhance SMILES embedding derived from LLMs, drawing inspiration from sentence embedding techniques in natural language analysis, such as whitening [58], to further this field.

References

- [1] Pengyong Li, Jun Wang, Yixuan Qiao, Hao Chen, Yihuan Yu, Xiaojun Yao, Peng Gao, Guotong Xie, and Sen Song. Learn molecular representations from large-scale unlabeled molecules for drug discovery. *arXiv preprint arXiv:2012.11175*, 2020.
- [2] Qiujie Lv, Guanxing Chen, Lu Zhao, Weihe Zhong, and Calvin Yu-Chian Chen. Mol2context-vec: learning molecular representation from context awareness for drug discovery. *Briefings in Bioinformatics*, 22(6):bbab317, 2021.
- [3] Yunwu Liu, Ruisheng Zhang, Tongfeng Li, Jing Jiang, Jun Ma, and Ping Wang. Molrope-bert: An enhanced molecular representation with rotary position embedding for molecular property prediction. *Journal of Molecular Graphics and Modelling*, 118:108344, 2023.
- [4] Jerret Ross, Brian Belgodere, Vijil Chenthamarakshan, Inkit Padhi, Youssef Mroueh, and Payel Das. Large-scale chemical language representations capture molecular structure and properties. *Nature Machine Intelligence*, 4(12):1256–1264, 2022.
- [5] Xiao-Chen Zhang, Cheng-Kun Wu, Zhi-Jiang Yang, Zhen-Xing Wu, Jia-Cai Yi, Chang-Yu Hsieh, Ting-Jun Hou, and Dong-Sheng Cao. Mg-bert: leveraging unsupervised atomic representation learning for molecular property prediction. *Briefings in bioinformatics*, 22(6):bbab152, 2021.
- [6] Seyone Chithrananda, Gabriel Grand, and Bharath Ramsundar. Chemberta: large-scale self-supervised pretraining for molecular property prediction. *arXiv preprint arXiv:2010.09885*, pages 1–7, 2020.
- [7] Deshan Zhou, Zhijian Xu, WenTao Li, Xiaolan Xie, and Shaoliang Peng. Multiditi: drug–target interaction prediction based on multi-modal representation learning to bridge the gap between new chemical entities and known heterogeneous network. *Bioinformatics*, 37(23):4485–4492, 2021.
- [8] Maha A Thafar, Mona Alshahrani, Somayah Albaradei, Takashi Gojobori, Magbubah Essack, and Xin Gao. Affinity2vec: drug-target binding affinity prediction through representation learning, graph mining, and machine learning. *Scientific reports*, 12(1):1–18, 2022.

- [9] Yuan Jin, Jiarui Lu, Runhan Shi, and Yang Yang. Embeddti: Enhancing the molecular representations via sequence embedding and graph convolutional network for the prediction of drug-target interaction. *Biomolecules*, 11(12):1783, 2021.
- [10] Sukannya Purkayastha, Ishani Mondal, Sudeshna Sarkar, Pawan Goyal, and Jitesh K Pillai. Drug-drug interactions prediction based on drug embedding and graph auto-encoder. In *2019 IEEE 19th International Conference on Bioinformatics and Bioengineering (BIBE)*, pages 547–552. IEEE, 2019.
- [11] Xueting Han, Ruixia Xie, Xutao Li, and Junyi Li. Smilegnn: drug–drug interaction prediction based on the smiles and graph neural network. *Life*, 12(2):319, 2022.
- [12] Jacob Devlin, Ming-Wei Chang, Kenton Lee, and Kristina Toutanova. Bert: Pre-training of deep bidirectional transformers for language understanding. *arXiv preprint arXiv:1810.04805*, 2018.
- [13] Ashish Vaswani, Noam Shazeer, Niki Parmar, Jakob Uszkoreit, Llion Jones, Aidan N Gomez, Łukasz Kaiser, and Illia Polosukhin. Attention is all you need. *Advances in neural information processing systems*, 30, 2017.
- [14] Sabrina Jaeger, Simone Fulle, and Samo Turk. Mol2vec: unsupervised machine learning approach with chemical intuition. *Journal of chemical information and modeling*, 58(1):27–35, 2018.
- [15] Sheng Wang, Yuzhi Guo, Yuhong Wang, Hongmao Sun, and Junzhou Huang. Smiles-bert: large scale unsupervised pre-training for molecular property prediction. In *Proceedings of the 10th ACM international conference on bioinformatics, computational biology and health informatics*, pages 429–436, 2019.
- [16] Benedek Fabian, Thomas Edlich, H  l  na Gaspar, Marwin Segler, Joshua Meyers, Marco Fiscato, and Mohamed Ahmed. Molecular representation learning with language models and domain-relevant auxiliary tasks. *arXiv preprint arXiv:2011.13230*, pages 1–12, 2020.
- [17] Taicheng Guo, Kehan Guo, Zhengwen Liang, Zhichun Guo, Nitesh V Chawla, Olaf Wiest, Xiangliang Zhang, et al. What indeed can gpt models do in chemistry? a comprehensive benchmark on eight tasks. *arXiv preprint arXiv:2305.18365*, pages 1–24, 2023.
- [18] Alec Radford, Jeffrey Wu, Rewon Child, David Luan, Dario Amodei, Ilya Sutskever, et al. Language models are unsupervised multitask learners. *OpenAI blog*, 1(8):9, 2019.
- [19] Hugo Touvron, Thibaut Lavril, and Izacard. Llama: Open and efficient foundation language models. *arXiv preprint arXiv:2302.13971*, 2023.
- [20] Hugo Touvron, Louis Martin, and Kevin Stone. Llama 2: Open foundation and fine-tuned chat models, 2023.
- [21] Cayque Monteiro Castro Nascimento and Andr   Silva Pimentel. Do large language models understand chemistry? a conversation with chatgpt. *Journal of Chemical Information and Modeling*, 63(6):1649–1655, 2023.
- [22] Kevin Maik Jablonka, Qianxiang Ai, et al. 14 examples of how llms can transform materials science and chemistry: a reflection on a large language model hackathon. *Digital Discovery*, 2(5):1233–1250, 2023.
- [23] Kevin Maik Jablonka, Philippe Schwaller, Andres Ortega-Guerrero, and Berend Smit. Is gpt-3 all you need for low-data discovery in chemistry? *ChemRxiv*, 2023.
- [24] Andrew D White. The future of chemistry is language. *Nature Reviews Chemistry*, pages 1–2, 2023.
- [25] David Weininger. Smiles, a chemical language and information system. 1. introduction to methodology and encoding rules. *Journal of chemical information and computer sciences*, 28(1):31–36, 1988.
- [26] Daiki Koge, Naoaki Ono, Ming Huang, Md Altaf-Ul-Amin, and Shigehiko Kanaya. Embedding of molecular structure using molecular hypergraph variational autoencoder with metric learning. *Molecular informatics*, 40(2):2000203, 2021.
- [27] Zheng Xu, Sheng Wang, Feiyun Zhu, and Junzhou Huang. Seq2seq fingerprint: An unsupervised deep molecular embedding for drug discovery. In *Proceedings of the 8th ACM international conference on bioinformatics, computational biology, and health informatics*, pages 285–294, 2017.
- [28] Garrett B Goh, Nathan O Hodas, Charles Siegel, and Abhinav Vishnu. Smiles2vec: An interpretable general-purpose deep neural network for predicting chemical properties. *arXiv preprint arXiv:1712.02034*, pages 1–8, 2017.
- [29] Harry L Morgan. The generation of a unique machine description for chemical structures-a technique developed at chemical abstracts service. *Journal of chemical documentation*, 5(2):107–113, 1965.
- [30] David K Duvenaud, Dougal Maclaurin, Jorge Iparraguirre, Rafael Bombarell, Timothy Hirzel, Al  n Aspuru-Guzik, and Ryan P Adams. Convolutional networks on graphs for learning molecular fingerprints. *Advances in neural information processing systems*, 28, 2015.

- [31] Yu-Fang Zhang, Xiangeng Wang, Aman Chandra Kaushik, Yanyi Chu, Xiaoqi Shan, Ming-Zhu Zhao, Qin Xu, and Dong-Qing Wei. Spvec: a word2vec-inspired feature representation method for drug-target interaction prediction. *Frontiers in chemistry*, 7:895, 2020.
- [32] Woosung Jeon and Dongsup Kim. Fp2vec: a new molecular featurizer for learning molecular properties. *Bioinformatics*, 35(23):4979–4985, 2019.
- [33] Anna Gaulton, Anne Hersey, Michał Nowotka, A Patricia Bento, Jon Chambers, David Mendez, Prudence Mutowo, Francis Atkinson, Louisa J Bellis, Elena Cibrián-Uhalte, et al. The chembl database in 2017. *Nucleic acids research*, 45(D1):D945–D954, 2017.
- [34] Hossein Hassani and Emmanuel Sirmal Silva. The role of chatgpt in data science: how ai-assisted conversational interfaces are revolutionizing the field. *Big data and cognitive computing*, 7(2):62, 2023.
- [35] OpenAI. Chatgpt [large language model]. <https://platform.openai.com/docs>, 2023.
- [36] Aakanksha Chowdhery, Sharan Narang, Jacob Devlin, et al. Palm: Scaling language modeling with pathways. *ArXiv*, abs/2204.02311, 2022.
- [37] Jianlin Su, Yu Lu, Shengfeng Pan, Ahmed Murtadha, Bo Wen, and Yunfeng Liu. Roformer: Enhanced transformer with rotary position embedding. *arXiv preprint arXiv:2104.09864*, 2021.
- [38] Wayne Xin Zhao, Kun Zhou, Junyi Li, Tianyi Tang, Xiaolei Wang, Yupeng Hou, Yingqian Min, Beichen Zhang, Junjie Zhang, Zican Dong, et al. A survey of large language models. *arXiv preprint arXiv:2303.18223*, 2023.
- [39] Tom Brown, Benjamin Mann, Nick Ryder, Melanie Subbiah, Jared D Kaplan, Prafulla Dhariwal, Arvind Nee-lakantan, Pranav Shyam, Girish Sastry, Amanda Askell, et al. Language models are few-shot learners. *Advances in neural information processing systems*, 33:1877–1901, 2020.
- [40] Zhenqin Wu, Bharath Ramsundar, Evan N Feinberg, Joseph Gomes, Caleb Geniesse, Aneesh S Pappu, Karl Leswing, and Vijay Pande. Moleculenet: a benchmark for molecular machine learning. *Chemical science*, 9(2):513–530, 2018.
- [41] Achille Fokoue, Mohammad Sadoghi, Oktie Hassanzadeh, and Ping Zhang. Predicting drug-drug interactions through large-scale similarity-based link prediction. In *The Semantic Web. Latest Advances and New Domains: 13th International Conference, ESWC 2016, Heraklion, Crete, Greece, May 29–June 2, 2016, Proceedings 13*, pages 774–789. Springer, 2016.
- [42] Mustafa Coşkun and Mehmet Koyutürk. Node similarity-based graph convolution for link prediction in biological networks. *Bioinformatics*, 37(23):4501–4508, 2021.
- [43] Xiang Yue, Zhen Wang, Jingong Huang, Srinivasan Parthasarathy, Soheil Moosavinasab, Yungui Huang, Simon M Lin, Wen Zhang, Ping Zhang, and Huan Sun. Graph embedding on biomedical networks: methods, applications and evaluations. *Bioinformatics*, 36(4):1241–1251, 2020.
- [44] Xuan Zang, Xianbing Zhao, and Buzhou Tang. Hierarchical molecular graph self-supervised learning for property prediction. *Communications Chemistry*, 6(1):34, 2023.
- [45] Yingheng Wang, Yaosen Min, Xin Chen, and Ji Wu. Multi-view graph contrastive representation learning for drug-drug interaction prediction. In *Proceedings of the Web Conference 2021*, pages 2921–2933, 2021.
- [46] Changxiang He, Yuru Liu, Hao Li, Hui Zhang, Yaping Mao, Xiaofei Qin, Lele Liu, and Xuedian Zhang. Multi-type feature fusion based on graph neural network for drug-drug interaction prediction. *BMC bioinformatics*, 23(1):224, 2022.
- [47] Zimeng Li, Shichao Zhu, Bin Shao, Xiangxiang Zeng, Tong Wang, and Tie-Yan Liu. Dsn-ddi: an accurate and generalized framework for drug–drug interaction prediction by dual-view representation learning. *Briefings in Bioinformatics*, 24(1):bbac597, 2023.
- [48] Juncai Li and Xiaofei Jiang. Mol-bert: An effective molecular representation with bert for molecular property prediction. *Wireless Communications and Mobile Computing*, 2021, 2021.
- [49] Ines Filipa Martins, Ana L Teixeira, Luis Pinheiro, and Andre O Falcao. A bayesian approach to in silico blood-brain barrier penetration modeling. *Journal of chemical information and modeling*, 52(6):1686–1697, 2012.
- [50] National Cancer Institute. AIDS Antiviral Screen Data. <https://wiki.nci.nih.gov/display/NCIDTPdata/AIDS+Antiviral+Screen+Data>, 2017. [Online; accessed 2017-09-27].
- [51] Govindan Subramanian, Bharath Ramsundar, Vijay Pande, and Rajiah Aldrin Denny. Computational modeling of β -secretase 1 (bace-1) inhibitors using ligand based approaches. *Journal of chemical information and modeling*, 56(10):1936–1949, 2016.

- [52] Kaitlyn M Gayvert, Neel S Madhukar, and Olivier Elemento. A data-driven approach to predicting successes and failures of clinical trials. *Cell chemical biology*, 23(10):1294–1301, 2016.
- [53] Bharath Ramsundar, Peter Eastman, Patrick Walters, Vijay Pande, Karl Leswing, and Zhenqin Wu. *Deep Learning for the Life Sciences*. O’Reilly Media, 2019. <https://www.amazon.com/Deep-Learning-Life-Sciences-Microscopy/dp/1492039837>.
- [54] Marinka Zitnik, Rok Sosic, Sagar Maheshwari, and Jure Leskovec. BioSNAP Datasets: Stanford biomedical network dataset collection. <http://snap.stanford.edu/biodata>, August 2018.
- [55] David S Wishart, Yannick D Feunang, An C Guo, Elvis J Lo, Ana Marcu, Jason R Grant, Tanvir Sajed, Daniel Johnson, Carin Li, Zinat Sayeeda, et al. Drugbank 5.0: a major update to the drugbank database for 2018. *Nucleic acids research*, 46(D1):D1074–D1082, 2018.
- [56] Oliver Kramer and Oliver Kramer. Scikit-learn. *Machine learning for evolution strategies*, pages 45–53, 2016.
- [57] Matthias Fey and Jan Eric Lenssen. Fast graph representation learning with pytorch geometric. *arXiv preprint arXiv:1903.02428*, 2019.
- [58] Jianlin Su, Jiarun Cao, Weijie Liu, and Yangyiwen Ou. Whitening sentence representations for better semantics and faster retrieval. *arXiv preprint arXiv:2103.15316*, 2021.