

Controllable Dense Captioner with Multimodal Embedding Bridging

Yuzhong Zhao¹ Yue Liu¹ Zonghao Guo¹ Weijia Wu²

Chen Gong³ Fang Wan^{1*} Qixiang Ye¹

¹University of Chinese Academy of Sciences ²Zhejiang University ³University of Virginia

Abstract

In this paper, we propose a controllable dense captioner (ControlCap), which accommodates user’s intention to dense captioning by introducing linguistic guidance. ControlCap is defined as a multimodal embedding bridging architecture, which comprises multimodal embedding generation (MEG) module and bi-directional embedding bridging (BEB) module. While MEG module represents objects/regions by combining embeddings of detailed information with context-aware ones, it also endows ControlCap the adaptability to specialized controls by utilizing them as linguistic guidance. BEB module aligns the linguistic guidance with visual embeddings through borrowing/returning features from/to the visual domain and gathering such features to predict text descriptions. Experiments on Visual Genome and VG-COCO datasets show that ControlCap respectively outperforms the state-of-the-art methods by 1.5% and 3.7% (mAP). Last but not least, with the capability of converting region-category pairs to region-text pairs, ControlCap is able to act as a powerful data engine for dense captioning. Code is available at <https://github.com/callsys/ControlCap>.

1. Introduction

Dense captioning [20] is a challenging task, which requires detecting and describing objects within an image, at the same time, for a complete understanding of the image. To create a captioning model that not only accommodates specific user intentions but also is adaptive to varying scenarios is even challenging.

Conventional methods [20, 39, 41, 42] lacked the flexibility for interactions and the adaptability to specialized scenarios. A typical pipeline, Fig. 1(upper), simply input an image, extract features and generate general captions without considering the user’s intention.

In this study, we attempt to conquer the limitations of conventional methods by breaking through the following

*Corresponding Author.

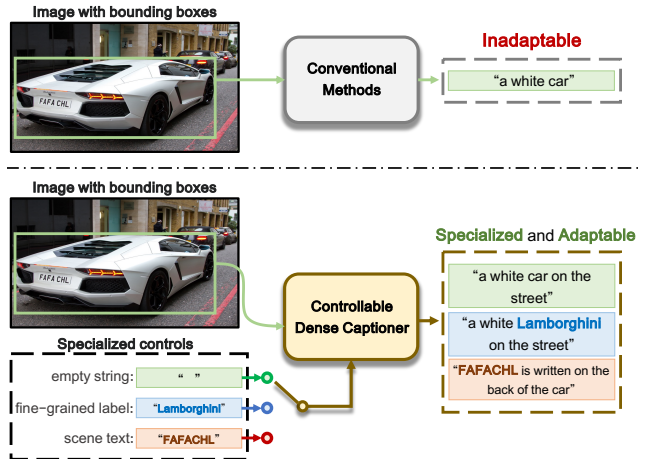


Figure 1. Comparison of ControlCap with conventional methods. Given extra linguistic guidance (e.g., fine-grained label, scene text), ControlCap is capable of generating specialized and adaptable captions in a controllable interaction fashion.

two bottlenecks: 1) *Specialization*. The captioning model is extended to accept user-specified controls/guidance so that it can produce “expected” outputs. Specifically, the model is responsive to controls by fine-grained object detection results (“Lamborghini”) or scene text recognition results (“FAFACHL”), Fig. 1(lower). 2) *Adaptability*. The model is designed to be adaptable to complex image contents, particularly regions and objects, to ensure its applicability in real-world scenarios, Fig. 1(lower).

We propose a controllable dense captioner (ControlCap), by borrowing inspiration from multimodal large language models (MLLMs) [23, 24, 29], Datasetdm [40], SAM [21], and controllable text generation models [4], which incorporate the capacity to handle various specialized controls. ControlCap comprises a multimodal embedding generation (MEG) module and a bi-directional embedding bridging (BEB) module. The MEG module encodes the visual and linguistic embeddings for generating and controlling text descriptions, respectively. For the visual embeddings, to balance the detail and contextual information of regions without increasing computation overhead, MEG module

employs two parallel and efficient components. One captures detailed and context-free features. The other captures contextual but less detailed features, which are then merged as the object embeddings within the visual feature space. For the linguistic embeddings, MEG module then adapts to specified instructions by treating specialized controls as linguistic guidance and uniformly encoding it in the language feature space. Given the potential for significant variance in control information, it also incorporates a dropout strategy to enable switching between linguistic guidance to generate controllable embeddings.

The diversity of specialized scenarios causes the difficulty of aligning the controllable embeddings with the object embeddings, which hinders the model’s adaptability. To solve this, BEB module integrates the controllable embeddings with the object embeddings in a bi-directional way. The bridging from language to vision enhances the adaptability of visual features to the language, thereby alleviating the alignment issue, bridging from vision to language improves the accuracy of linguistic guidance. Additionally, ControlCap holds the capability of transforming region-category pairs to region-text pairs, demonstrating the potential to serve as a powerful data engine for dense captioning.

The contributions of this study are summarized as follows:

- We propose a controllable dense captioner, enabling dense captioning to accommodate the user’s intention by introducing linguistic guidance.
- We design a multimodal embedding generation module and a bi-directional embedding bridging module, providing a simple-yet-effective way to bridge the representation gap between linguistic guidance with visual regions/objects caused by the specialized scenarios.
- The proposed approach significantly outperforms existing methods on commonly used benchmarks (*i.e.*, Visual Genome (VG) [22] and VG-COCO [35]).

2. Related Work

Multimodal Large Language Model. To harness the zero-shot and reasoning capabilities of large language models (LLMs) [1, 3, 6, 37, 45], there is a trend towards fusing vision-and-language models with LLMs to produce multimodal large language models (MLLMs). Benefit from powerful foundation models [6, 9, 11, 45] and huge amount of vision language data corpus, MLLMs have achieved unprecedented performance on few-shot learning [2], visual question answering (VQA) [7, 23, 24, 29], image captioning [7, 23, 24, 29], referring expression generation [5, 32, 43, 46] and phrase grounding [32, 43].

Most MLLMs share a similar composition, *i.e.*, a visual foundation model (*e.g.*, ViT [11]) to extract the visual representation of the image, a LLM (*e.g.*, Flan-T5 [6],

llama [37], vicuna [48]) for language comprehension, and an alignment network (*e.g.*, Q-former [24], Projection [29]) to map the visual representation to the language feature space. Dense captioning is closely linked to MLLMs and is a specialized task related to referring expression generation, where models are required to generate precise captions for specific regions within an image. With the connection between dense captioning and MLLMs, we believe that the former can not only benefit from the latter but also can contribute to them: 1) *Pretrained MLLMs are strong initialization for dense captioning.* They have been trained on vast amounts of vision and language data, showcasing their capacity in tasks like image captioning across various benchmarks. 2) *Reliable dense captioning models can serve as a powerful data engine for MLLMs.* MLLMs [5, 32, 43, 47] have either directly incorporated dense captioning datasets (*e.g.*, Visual Genome [22]) as part of their training data or use SOTA perception models to generate them (*e.g.*, GRIT [32]). Considering labeling data for dense captioning requires great human efforts, generating data through existing models offers a promising solution.

Dense Captioning. This aims to detect and generate detailed descriptions for dense object regions in an image. As a pioneered method, FCLN [20] uses a localization network to locate regions and a recurrent network to generate captions. JIVC [41] argues that visual concepts are associated with each other. Based on the Faster R-CNN [15] detector, it fuses image context feature with RoI (Regions of Interest) features and inference the location and caption of objects with two LSTM [18]. COCG [26] takes a further step to fuse context features of objects in the image with RoI features. CAG-Net [42] introduces the features of neighboring regions and global images into the target region, then generates captions for the target.

In the era of transformers, TDC [35] proposed an end-to-end transformer-based architecture, which fully mines the relation between objects in the image and decodes the caption by the transformer decoder. GRIT [39] views object categories as short captions and proposes to train object detectors and captioning models in a unified framework. CapDet [31] proposed to unify dense captioning and open-world detection in a pretraining framework. CapDet first unified the formulation of object category with dense caption by expanding the category to its long text definition, then aligning the object text embedding with RoI embeddings. Finally, CapDet finetunes a transformer-based dense captioning head on Visual Genome [22] to achieve dense captioning ability.

Despite of progress in the past decade, the performance of dense captioning remains unsatisfactory. An intuitive solution is using large-scale datasets with weak labels (*e.g.*, Image-text pairs [33], region-category pairs [34]) to enhance the performance, which however remains challenged

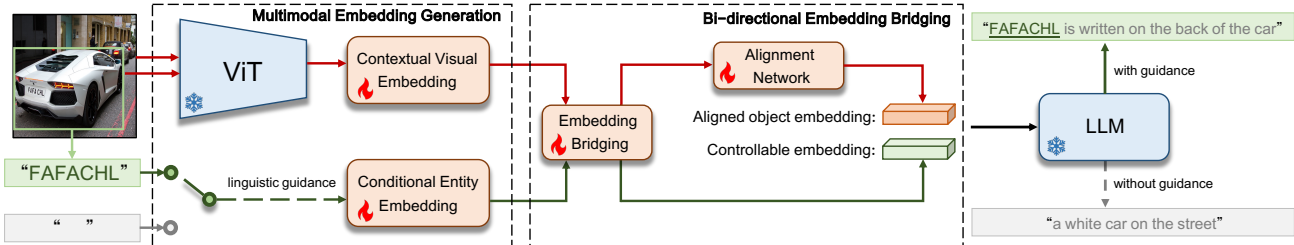


Figure 2. Diagram of the proposed controllable dense captioner (ControlCap). ControlCap comprises a multimodal embedding generation (MEG) module and a bi-directional embedding bridging (BEB) module. MEG module, which consists of contextual visual embedding and conditional entity embedding, is introduced to enforce MLLM’s capacity for object-aware understanding and specialized controls. BEB module is designed to increase the model’s adaptability for specialized controls and scenarios.

by text-object misalignment. From the data perspective, ControlCap has two contributions: 1) Exploiting the capacity of MLLMs trained on millions of image-text pairs. 2) Converting large-scale object detection datasets to dense captioning datasets in a way of self-improvement.

Controllable Text Generation. Controllable text generation (CTG) [44] is an emerging direction within the field of natural language generation (NLG). Its primary objective is to exert control over the text generation process by incorporating additional conditions. There are various tasks involving CTG, including attribute-based generation [4, 8, 27], dialogue generation [36], storytelling [12], debiasing [30], and format control [25]. One task closely related to our work is lexicon-controlled text generation, which is a subset of attribute-based generation. In this task, the goal is to generate text that is centered around a specified keyword, with the expectation that the keyword will be present in the generated text. Existing methods have attempted to achieve lexicon control through techniques like fine-tuning [4], post-processing [8], and diffusion [27]. In the field of image captioning, LaNAR[10] excels in providing image captions with specified levels of detail, achieved by managing the length of generated captions. PromptCap[19] leverages natural language prompts to direct the description of visual entities in the generated captions. Different from previous methods that aim to produce fluent text that meets certain conditions or control the generated captions in the image-level, ControlCap is specifically designed to produce specialized captions for designated regions, guided by region-level linguistic guidance.

3. The Proposed Approach

3.1. Overview

For a conventional dense captioning pipeline, regions in images are encoded to visual embeddings, which are then translated to text descriptions through a language model. To achieve controllable dense captioning, ControlCap defines a multimodal embedding generation (MEG) module

(Sec. 3.2) to not only generate object embeddings of regions but also learn controllable embeddings within a language feature space. These embeddings facilitate generating text descriptions in a controllable fashion. A bi-directional embedding bridging (BEB) module (Sec. 3.3) is further introduced to handle misalignment caused by the variety of specialized controls.

As shown in Fig. 2, ControlCap is built upon a pretrained MLLM which consists of a Vision Transformer (ViT), an Alignment Network and a Large Language Model (LLM), which are used to construct the multimodal embedding generation module and bi-directional embedding bridging module. Each image with regions of interest (*e.g.*, the region of “FAFACHL”) is first fed to the MEG module, which consists of two parallel branches, Fig. 2. The first branch extracts object embeddings of regions using the ViT. The second branch, meanwhile, encodes the linguistic guidance to generate the controllable embedding for each region. For various types of linguistic guidance, it’s challenging to learn a unified controllable embedding aligned with the object embedding. Therefore, these two embeddings are further fed to the BEB module. This module compensates for the gaps brought by different linguistic guidance through bi-directional alignment and fusion between linguistic and visual features to enhance the object embedding and the controllable embedding. Finally, the object embedding is projected to a language feature space by the Alignment Network and is concatenated with the controllable embedding to predict text descriptions using the LLM.

During training, the goal of ControlCap is to maximize $P(\mathcal{X}|\mathcal{I}, \mathcal{B}, \mathcal{C}) = \prod_{i=1}^n p(x_i|x_{<i}, \mathcal{I}, \mathcal{B}, \mathcal{C})$, where $\mathcal{X} = [x_1, x_2, \dots, x_n]$ denotes the generated text sequence. $\mathcal{I}, \mathcal{B}, \mathcal{C}$ are the input image, the bounding box region, and the linguistic guidance. During inference, by giving an image \mathcal{I} and a bounding box \mathcal{B} , ControlCap generates region descriptions under linguistic guidance \mathcal{C} (upper right of Fig. 2) or without guidance (bottom right of Fig. 2). The trained ControlCap is used to convert the region-category pairs to region-text pairs for data engine applica-

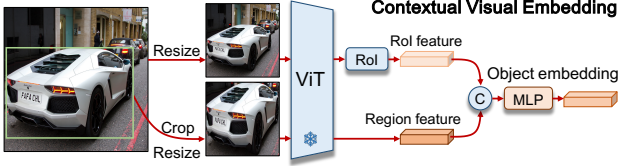


Figure 3. Contextual visual embedding sub-branch in multimodal embedding generation (MEG) module.

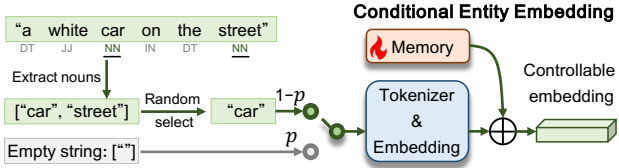


Figure 4. Conditional entity embedding sub-branch in multimodal embedding generation (MEG) module.

tion (Sec. 3.4).

3.2. Multimodal Embedding Generation

The MEG model is introduced to enforce MLLM’s capacity for object-aware understanding and specialized controls, which consists of contextual visual embedding and conditional entity embedding.

Contextual Visual Embedding: Different from the methods [24, 29] generating captions for entire images, ControlCap generates a precise description for each image region \mathcal{B} . To extract context-aware object embedding for description generation, an intuitive way, similar to object detection, is to extract features from the entire image and then use RoI-align [17] to acquire region/object embedding. However, this method introduces a conflict between the detail-rich object embedding and the computational overhead brought by image resolution. To efficiently extract context-aware and detailed features, we extract two parallel and specialized features and then merge them, Fig. 3.

First, the image \mathcal{I} is scaled to a low resolution one and is fed to the ViT [33] to be encoded as a global feature map, upon which an RoI-align module [17] with $H \times W$ output size is used to extract the RoI feature X_c . X_c is coarse yet context-aware for speeding up the computation. We then crop a region clip according to the location of \mathcal{B} , and resize it to the same size and feed it to the ViT to extract detail-rich object embedding X_r . To couple the context information, we concatenate X_r and X_c across channel dimension, followed by passing through two learnable MLP layer f , so that we extract the merged object embedding for region \mathcal{B} .

Conditional Entity Embedding: To control an LLM to generate specialized descriptions about an image region, we design a module to extract controllable embedding based on a noun entity, Fig. 4. Given the ground-truth description of an image region, an off-the-shelf algorithm [14] is

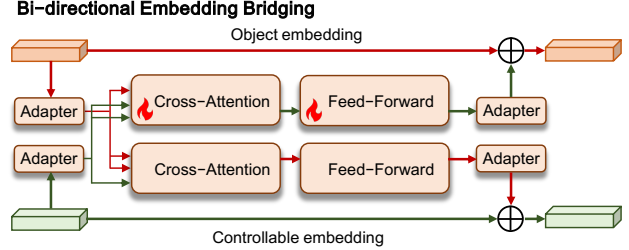


Figure 5. Bi-directional embedding bridging (BEB) module. The object embedding and the controllable embedding are obtained from the multimodal embedding generation (MEG) module.

employed to capture the noun proposals, *e.g.*, “car” and “street”. We utilize the tokenizer and word embedding layer of the pretrained LLM to encode the text embeddings $X_l \in \mathbb{R}^{N \times D}$ of a randomly chosen noun proposal, where N is the number of tokens in the noun proposal and D is the dimension of word embedding layer.

To increase the model’s adaptability, it is required to operate with various types of controls or without any input controls. We experimentally set a probability p to drop the noun strings by replacing them with empty strings during the training phase, Fig. 4. To guarantee generalized controllable ability with these empty strings, a memory unit is developed using a 1D learnable parameter $\theta \in \mathbb{R}^D$. By adding θ with each token embedding of the text embedding X_l , the controllable embedding for the corresponding object embedding is generated, which is further used to control LLM to generate specialized descriptions about image regions.

3.3. Bi-directional Embedding Bridging

With the MEG module, ControlCap can generate captions for a given image region under linguistic guidance. However, due to the diversity of specialized scenarios, there exists significant misalignment between the controllable embedding and the object embedding, which hinders the model’s adaptability.

The bi-directional embedding bridging module (BEB), Fig. 5, aims to solve the misalignment issues. BEB is composed of three types of layers, *i.e.*, adapter layers, cross-attention layers [38] and feed-forward layers [38]. Adapter layers are single linear layers that aim to map the object embedding or the controllable embedding to a low-dimensional latent space, Fig. 5(left), or map them back to the original feature space, Fig. 5(right).

Object and controllable embeddings are first mapped to the same latent space by two adapter layers. Features from the controllable embedding are then transmitted to the object embedding by a cross-attention layer and a feed-forward layer, which uses controllable embedding as Key and Value and object embedding as Query (Fig. 5

Method	GT localization	mAP (%)
FCLN [20]	✗	5.39
JIVC [41]	✗	9.31
ImgG [26]	✗	9.25
COCD [26]	✗	9.36
COCG [26]	✗	9.82
CAG-Net [42]	✗	10.51
TDC+ROCSU [35]	✗	11.49
GRiT [39]	✗	15.52
ControlCap (Ours)	✗	17.64
<hr/>		
FCLN [20]	✓	27.03
JIVC [41]	✓	33.58
CAG-Net [42]	✓	36.29
GRiT [39]	✓	39.99
BLIP2 [24]	✓	37.67
ControlCap (Ours)	✓	42.49
<hr/>		
ControlCap † (Ours)	✓	65.81

Table 1. Performance comparison of the proposed approach with the state-of-the-art methods on the VG V1.0 dataset. † denotes that the first noun in the caption is given as the linguistic guidance, which is detailed in “Evaluation Metrics” in Sec. 4.

upper). Meanwhile, features from the object embedding are transmitted to the controllable embedding by a cross-attention layer and a feed-forward layer, which use controllable embedding as *Query* and object embedding as *Key* and *Value*, Fig. 5. Finally, the feature-enhanced object embedding and controllable embedding are mapped back to their original feature space and fused with the original embeddings through residual connections [16].

3.4. Controllable Inference

With a ControlCap trained on a dense captioning dataset (*i.e.*, VG [22]), we can perform controllable inference in specialized scenarios. Before inference, the object categories (*e.g.* object detection results) and/or text guidance (*e.g.* text recognition results) are uniformly fed to the multimodal embedding generation module as linguistic guidance. According to the guidance, ControlCap produces text predictions for specialized scenarios. By setting the linguistic control to be “empty”, ControlCap transforms into a conventional dense captioning method.

4. Experiment

Implementation Details. ControlCap is implemented upon the BLIP2 [24] framework, where ViT, LLM and Alignment Network are respectively implemented using EVA [13], Flan-T5_{XL} [6] and Q-former [24], Fig. 2. The models are trained using 8 NVIDIA A800 GPUs, with the Adam optimizer where the batch size is set to 128. Without otherwise

Method	GT localization	mAP (%)
FCLN [20]	✗	5.16
JIVC [41]	✗	9.96
ImgG [26]	✗	9.68
COCD [26]	✗	9.75
COCG [26]	✗	10.39
CAG-Net [42]	✗	10.51
TDC [35]	✗	11.90
GRiT [39]	✗	16.44
CapDet [31]	✗	15.44
ControlCap (Ours)	✗	17.96
<hr/>		
GRiT [39]	✓	40.34
BLIP2 [24]	✓	37.88
ControlCap (Ours)	✓	42.86
<hr/>		
ControlCap † (Ours)	✓	66.12

Table 2. Performance comparison of the proposed approach with the state-of-the-art methods on the VG V1.2 dataset.




Figure 6. Composition of model parameters. Compared to BLIP2 [24], ControlCap introduces only 0.18% parameters while outperforms it on VG by 4.98% mAP.

specified, all models are trained by 5 epochs and the initial learning rate is set to 1×10^{-4} with a cosine learning rate decay. During inference, the beam size of the LLM is set to 5 and a single caption is generated for each region.

Datasets. ControlCap is trained using detection data (*i.e.* Object365 [34]) and caption data (*i.e.*, Visual Genome (VG) [22]). Object365 [34] is a large-scale dataset that consists of 630,000 images and 365 categories of object annotations. Visual Genome (VG) dataset is a finely labeled dataset with dense annotations of objects, attributes and relationships. Following [35], we conduct experiments on VG [22] V1.0, VG V1.2 and VG-COCO [35]. VG has 77,398 images for training, 5000 images for validation and 5000 images for testing. VG-COCO [35] is the intersection of VG V1.2 and MS COCO [28], which has 38,080 images for training, 2489 for validation and 2476 for testing.

Evaluation Metrics. We follow the setting of [20] to evaluate ControlCap on VG and VG-COCO. Mean Average Precision (mAP) [20] is adopted as the evaluation metric. mAP is calculated across a range of thresholds for both localization and language accuracy, *i.e.*, the intersection over union (IOU) thresholds (0.3, 0.4, 0.5, 0.6, 0.7) are used for localization and the METEOR score’ thresholds (0, 0.05,

Method	GT localization	mAP (%)
Max Pooling [26]	✗	7.86
COCD [26]	✗	7.92
COCG [26]	✗	8.90
COCG+LocSiz [26]	✗	8.76
TDC+ROCSU [35]	✗	11.9
CapDet [31]	✗	13.98
ControlCap (Ours)	✗	17.68
BLIP2 [24]	✓	36.94
ControlCap (Ours)	✓	41.50
ControlCap † (Ours)	✓	65.55

Table 3. Performance comparison of the proposed approach with the state-of-the-art methods on the VG-COCO dataset.

0.1, 0.15, 0.2, 0.25) is adopted for evaluating the language generation. Since ControlCap lacks the capability to perform object detection, we utilize a GRiT [39] model trained on the same dataset (*i.e.*, Visual Genome) to acquire object locations (“GT localization” without “✓” in Tabs. 1, 2, and 3). To evaluate the object-aware captioning performance without being affected by the localization performance, we evaluate the model when ground-truth bounding boxes are given during inference (“GT localization” with “✓” in Tabs. 1, 2, and 3). Different from previous models, ControlCap is capable of generating captions given linguistic guidance. To evaluate such ability, the first noun in the caption is given as the linguistic guidance during inference (“w guidance” in Tabs. 4 and 6). For example, for the caption “a black car is parked beside the street”, we provide the word “car” to the model as linguistic guidance.

4.1. Performance

Comparison with SOTA Methods. In Tabs. 1 2 3, the performance of ControlCap is compared with the state-of-the-art (SOTA) methods. ControlCap respectively achieves 17.64%, 17.96% and 17.68% mAPs on VG V1.0, VG V1.2, and VG-COCO, outperforming the SOTA methods by significant margins. When ground-truth bounding boxes are given, ControlCap respectively achieves 42.49%, 42.86% and 41.50% mAPs on VG V1.0, VG V1.2, and VG-COCO, outperforming the finetuned BLIP2 [24] by 4.98% while introducing only 0.18% parameters (Fig. 6). Last but not least, when linguistic guidance is given, ControlCap respectively achieves 65.81% mAP and 66.12% mAP on V1.0 and V1.2, which implies that linguistic guidance can greatly boost the performance of dense captioning.

Qualitative Visualizations. Fig. 7 compares the captioning results of BLIP2 and ControlCap. In the first column and the second row, without context information, BLIP2 falsely

	CVE	CEE	BEB	mAP (%)	
				w/o guidance	w guidance
1	✗	✗	✗	37.88	-
2	✓	✗	✗	42.35	-
3	✓	✓	✗	41.98	65.11
4	✓	✓	✓	42.42	65.79

Table 4. Ablation studies of the components in ControlCap.

	Region	RoI	mAP (%)
1	✓	✗	37.88
2	✗	✓	35.85
3	✓	✓	42.35

Table 5. Ablation studies of contextual visual embedding. “Region” and “RoI” respectively denotes X_r and X_c in Sec. 3.2.

identifies the white surfboard as “part of a floor”. By introducing context information, ControlCap precisely identifies it as “part of a board” (2-th column and 2-th row). Due to the scarcity of training data, ControlCap falsely identifies the red car as “the water is red” (2-th column and 1-th row). By pretraining with Dense Object365 (Generated by ControlCap, detailed in “Data Engine” in Sec. 4.2), ControlCap correctly identifies it as “the car is red” (3-th column and 1-th row).

When linguistic guidance is provided, ControlCap is capable of generating specialized captions. For example, in the second row of Fig. 7, when there is no guidance, BLIP2 identifies the people as “a crowd of people watching”, which is imprecise. When “spectators” is given, ControlCap identifies the people as “spectators watching the surfers”, which provides more valid information.

Fig. 8 demonstrates ControlCap’s generalization capability, *e.g.*, generating specialized captions under diverse linguistic guidance, such as ImageNet with fine-grained category labels, Object365 with abundant region-category pairs, and ICDAR2015 with scene text. The ability implies that ControlCap can either be combined with various datasets to generate domain-specific data or be combined with specialist models (*e.g.*, classifier, detector, and text spotter) to form a specialized captioning model.

4.2. Ablation Studies

Baseline. The baseline model is BLIP2 [24]. When training ControlCap, we finetune the Q-former in BLIP2 on the region-caption pairs cropped from VG or VG-COCO. The performance of BLIP2 on VG and VG-COCO are shown in line 1 in Tab. 1 2 3 4. It achieves 37.88% mAP on VG V1.2.

Multimodal Embedding Generation By adding the contextual visual embedding (CVE in Tab. 4), a performance




Figure 7. Qualitative comparison of BLIP2 and ControlCap. “with pretraining” means the model is pretrained on Dense Object365, while “with guidance” means the caption is generated guided by the underlined word.




Figure 8. Qualitative analysis of the control capabilities of ControlCap. By combining pretrained ControlCap with datasets that either contains fine-grained category labels (*e.g.*, ImageNet used for classification, ICDAR2015 used for scene text spotting) or abundant samples (*e.g.*, Object365 used for object detection), specialized captions can be generated.

gain of 4.47% (42.35% *vs.* 37.88%) can be achieved in mAP (Line 1-2 in Tab. 4), while dropping the detail-rich region features or the context-aware RoI features all hurt the performance (Line 1-2 in Tab. 5). The results imply that fusing the region features of detailed information and the context-aware RoI features can boost the performance of dense captioning.

By adding conditional entity embedding (CEE in Tab. 4), the model gains the ability to generate dense captions under linguistic guidance (Line 3 in Tab. 4). However, the performance of ControlCap in mAP drops to 41.98%, suffer-

ing from the diversity of specialized scenarios. We set the dropout ratio p in CEE to 0.8 based on the results in Fig. 10 (results are obtained after adding BEB).

Bi-directional Embedding Bridging. The module has two branches. On the one hand, the controllable embedding is enhanced by information from the object embedding (Top→Down branch in Fig. 5). On the other hand, the object embedding is enhanced by information from the controllable embedding (Down→Top branch in Fig. 5). By adding the Down→Top branch, the mAP of ControlCap improves both with and without guidance (Line 1-2 in




Figure 9. Visualizations of attention maps from the bi-directional embedding bridging module. The words at the bottom left of attention maps are the linguistic guidance. The generated captions are shown in the last column.

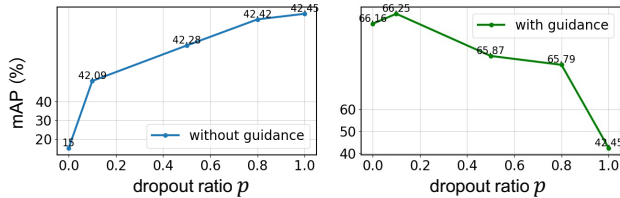


Figure 10. mAP (%) on VG upon dropout ratio p .

Tab. 6). We further visualize the cross attention maps from the cross-attention layer in the Down→Top branch in Fig. 9. The activated regions are highly correlated to the generated captions, demonstrating that BEB module can guide the object embeddings to focus on the area directed by the linguistic guidance. By adding both the two branches, the performance of ControlCap in mAP further improves (Line 3 in Tab. 6). The results imply that aligning the linguistic guidance with visual embeddings can increase the model’s adaptability to specialized control.

Data Engine. To verify the feasibility of ControlCap as a data synthesis engine, we extend Object365 into a new dense captioning dataset, which we refer to as Dense Object365, which is generated by a pretrained ControlCap using category labels as linguistic guidance. The data statistic of Dense Object365 is shown in Tab. 7, which is 3x larger than and shares a similar mean caption length with VG. Besides, semantic information from Object365 is mostly kept as 95.18% category labels appear in the generated caption, Tab. 8. Finally, we use Dense Object365 to pretrain ControlCap, Tab. 9. When we directly use the combination of VG and Object365 as the pretraining dataset, mAP on VG drops to a very low level, suffering from the inconsistency of data type (Line 1-2). When the model is finetuned on VG, the performance gain is negligible (Line 3). By replacing Object365 with Dense Object365, a large 10.57% performance gain can be achieved, which demonstrates that the

	Down→Top	Top→Down	mAP (%)	
			w/o guidance	w guidance
1	✗	✗	41.98	65.11
2	✓	✗	42.26	65.78
3	✓	✓	42.42	65.79

Table 6. Evaluation of bi-directional embedding bridging module. Top→Down denotes that controllable embedding is enhanced by information from object embedding and Down→Top denotes that the object embedding is enhanced by controllable embedding.

Dataset	MTNum.	Num.	Instance level
VG	5.34	3,682,892	✗
Object365	1.19	9,612,183	✓
Dense Object365	4.46	9,612,183	✓

Table 7. Comparison between Dense Object365 with existing datasets. “MTNum.” denotes the mean token numbers of captions and “Num.” the number of region-text pairs.

	ImageNet	Object365	ICDAR2015
Acc (%)	86.13	95.18	80.93

Table 8. Control accuracy, which is defined as the proportion of successfully controlled captions to all captions. A successfully controlled caption is supposed to contain the word used to control.

	Pretraining	Finetuning	mAP (%)
1	-	VG	42.42
2	VG, Object365	-	28.90
3	VG, Object365	VG	42.30
4	VG, Dense Object365	-	39.47
5	VG, Dense Object365	VG	42.86

Table 9. Ablation studies of the pretraining strategy.

inconsistency of data type can be greatly alleviated (Line 2 and line 4). When the model is finetuned on VG, a 0.44% performance gain can be achieved, which implies that samples generated by ControlCap can effectively boost the performance of the SOTA dense captioner (Line 5).

5. Conclusion

We proposed ControlCap, a new dense captioning paradigm with expanded capacity to accommodate specialized scenarios and user intention. We designed ControlCap upon a multimodal embedding generation (MEG) module and a bi-directional embedding bridging (BEB) module, which facilitates object-aware understanding and addresses misalignment issues caused by various types of embeddings. ControlCap is validated to be effective for specialized and

precise dense captioning. It sets a solid baseline for the challenging dense captioning task from the perspective of user control.

References

- [1] Introducing chatgpt. <https://openai.com/blog/chatgpt>. 2022. [2](#)
- [2] Jean-Baptiste Alayrac, Jeff Donahue, Pauline Luc, Antoine Miech, Iain Barr, Yana Hasson, Karel Lenc, Arthur Mensch, Katherine Millican, Malcolm Reynolds, Roman Ring, Eliza Rutherford, Serkan Cabi, Tengda Han, Zhitao Gong, Sina Samangooei, Marianne Monteiro, Jacob L. Menick, Sebastian Borgeaud, Andy Brock, Aida Nematzadeh, Sahand Sharifzadeh, Mikolaj Binkowski, Ricardo Barreira, Oriol Vinyals, Andrew Zisserman, and Karén Simonyan. Flamingo: a visual language model for few-shot learning. In *NeurIPS*, 2022. [2](#)
- [3] Tom B. Brown, Benjamin Mann, Nick Ryder, Melanie Subbiah, Jared Kaplan, Prafulla Dhariwal, Arvind Neelakantan, Pranav Shyam, Girish Sastry, Amanda Askell, Sandhini Agarwal, Ariel Herbert-Voss, Gretchen Krueger, Tom Henighan, Rewon Child, Aditya Ramesh, Daniel M. Ziegler, Jeffrey Wu, Clemens Winter, Christopher Hesse, Mark Chen, Eric Sigler, Mateusz Litwin, Scott Gray, Benjamin Chess, Jack Clark, Christopher Berner, Sam McCandlish, Alec Radford, Ilya Sutskever, and Dario Amodei. Language models are few-shot learners. In *NeurIPS*, 2020. [2](#)
- [4] Fredrik Carlsson, Joey Öhman, Fangyu Liu, Severine Verlinde, Joakim Nivre, and Magnus Sahlgren. Fine-grained controllable text generation using non-residual prompting. In *ACL*, pages 6837–6857, 2022. [1](#), [3](#)
- [5] Keqin Chen, Zhao Zhang, Weili Zeng, Richong Zhang, Feng Zhu, and Rui Zhao. Shikra: Unleashing multimodal llm’s referential dialogue magic. *arXiv preprint arXiv:2306.15195*, 2023. [2](#)
- [6] Hyung Won Chung, Le Hou, Shayne Longpre, Barret Zoph, Yi Tay, William Fedus, Eric Li, Xuezhi Wang, Mostafa Dehghani, Siddhartha Brahma, Albert Webson, Shixiang Shane Gu, Zhuyun Dai, Mirac Suzgun, Xinyun Chen, Aakanksha Chowdhery, Sharan Narang, Gaurav Mishra, Adams Yu, Vincent Y. Zhao, Yanping Huang, Andrew M. Dai, Hongkun Yu, Slav Petrov, Ed H. Chi, Jeff Dean, Jacob Devlin, Adam Roberts, Denny Zhou, Quoc V. Le, and Jason Wei. Scaling instruction-finetuned language models. *arXiv preprint arXiv:2210.11416*, 2022. [2](#), [5](#), [1](#)
- [7] Wenliang Dai, Junnan Li, Dongxu Li, Anthony Meng Huat Tiong, Junqi Zhao, Weisheng Wang, Boyang Li, Pascale Fung, and Steven C. H. Hoi. Instructblip: Towards general-purpose vision-language models with instruction tuning. *arXiv preprint arXiv:2305.06500*, 2023. [2](#)
- [8] Sumanth Dathathri, Andrea Madotto, Janice Lan, Jane Hung, Eric Frank, Piero Molino, Jason Yosinski, and Rosanne Liu. Plug and play language models: A simple approach to controlled text generation. In *ICLR*, 2020. [3](#)
- [9] Jacob Devlin, Ming-Wei Chang, Kenton Lee, and Kristina Toutanova. BERT: pre-training of deep bidirectional transformers for language understanding. In *NAACL*, pages 4171–4186, 2019. [2](#)
- [10] Ning Ding, Chaorui Deng, Mingkui Tan, Qing Du, Zhiwei Ge, and Qi Wu. Image captioning with controllable and adaptive length levels. *IEEE TPAMI*, pages 764–779, 2024. [3](#)
- [11] Alexey Dosovitskiy, Lucas Beyer, Alexander Kolesnikov, Dirk Weissenborn, Xiaohua Zhai, Thomas Unterthiner, Mostafa Dehghani, Matthias Minderer, Georg Heigold, Sylvain Gelly, Jakob Uszkoreit, and Neil Houlsby. An image is worth 16x16 words: Transformers for image recognition at scale. In *ICLR*, 2021. [2](#)
- [12] Angela Fan, Mike Lewis, and Yann N. Dauphin. Hierarchical neural story generation. In *ACL*, pages 889–898, 2018. [3](#)
- [13] Yuxin Fang, Wen Wang, Binhui Xie, Quan Sun, Ledell Wu, Xinggang Wang, Tiejun Huang, Xinlong Wang, and Yue Cao. Eva: Exploring the limits of masked visual representation learning at scale. In *IEEE CVPR*, pages 19358–19369, 2023. [5](#), [1](#)
- [14] P GAGE. A new algorithm for data compression. *The C Users Journal*, pages 23–38, 1994. [4](#)
- [15] Ross Girshick. Fast r-cnn. In *IEEE ICCV*, pages 1440–1448, 2015. [2](#)
- [16] Kaiming He, Xiangyu Zhang, Shaoqing Ren, and Jian Sun. Deep residual learning for image recognition. In *IEEE CVPR*, pages 770–778, 2016. [5](#)
- [17] Kaiming He, Georgia Gkioxari, Piotr Dollár, and Ross Girshick. Mask r-cnn. In *IEEE ICCV*, pages 2961–2969, 2017. [4](#)
- [18] Sepp Hochreiter and Jürgen Schmidhuber. Long short-term memory. *Neural computation*, pages 1735–1780, 1997. [2](#)
- [19] Yushi Hu, Hang Hua, Zhengyuan Yang, Weijia Shi, Noah A. Smith, and Jiebo Luo. Promptcap: Prompt-guided image captioning for vqa with gpt-3. In *IEEE ICCV*, pages 2963–2975, 2023. [3](#)
- [20] Justin Johnson, Andrej Karpathy, and Li Fei-Fei. Denscap: Fully convolutional localization networks for dense captioning. In *IEEE CVPR*, pages 4565–4574, 2016. [1](#), [2](#), [5](#)
- [21] Alexander Kirillov, Eric Mintun, Nikhila Ravi, Hanzi Mao, Chloe Rolland, Laura Gustafson, Tete Xiao, Spencer Whitehead, Alexander C. Berg, Wan-Yen Lo, Piotr Dollar, and Ross Girshick. Segment anything. In *IEEE ICCV*, pages 4015–4026, 2023. [1](#)
- [22] Ranjay Krishna, Yuke Zhu, Oliver Groth, Justin Johnson, Kenji Hata, Joshua Kravitz, Stephanie Chen, Yannis Kalantidis, Li-Jia Li, David A Shamma, et al. Visual genome: Connecting language and vision using crowdsourced dense image annotations. *IJCV*, pages 32–73, 2017. [2](#), [5](#), [1](#)
- [23] Junnan Li, Dongxu Li, Caiming Xiong, and Steven C. H. Hoi. BLIP: bootstrapping language-image pre-training for unified vision-language understanding and generation. In *ICML*, pages 12888–12900, 2022. [1](#), [2](#)
- [24] Junnan Li, Dongxu Li, Silvio Savarese, and Steven C. H. Hoi. BLIP-2: bootstrapping language-image pre-training with frozen image encoders and large language models. In *ICML*, pages 19730–19742, 2023. [1](#), [2](#), [4](#), [5](#), [6](#)
- [25] Piji Li, Haisong Zhang, Xiaojiang Liu, and Shuming Shi. Rigid formats controlled text generation. In *ACL*, 2020. [3](#)

- [26] Xiangyang Li, Shuqiang Jiang, and Jungong Han. Learning object context for dense captioning. In *AAAI*, pages 8650–8657, 2019. [2](#), [5](#), [6](#), [1](#)
- [27] Xiang Li, John Thickstun, Ishaan Gulrajani, Percy Liang, and Tatsunori B. Hashimoto. Diffusion-lm improves controllable text generation. In *NeurIPS*, 2022. [3](#)
- [28] Tsung-Yi Lin, Michael Maire, Serge Belongie, James Hays, Pietro Perona, Deva Ramanan, Piotr Dollár, and C Lawrence Zitnick. Microsoft coco: Common objects in context. In *ECCV*, pages 740–755, 2014. [5](#)
- [29] Haotian Liu, Chunyuan Li, Qingyang Wu, and Yong Jae Lee. Visual instruction tuning. *arXiv preprint arXiv:2304.08485*, 2023. [1](#), [2](#), [4](#)
- [30] Ruibo Liu, Chenyan Jia, Jason Wei, Guangxuan Xu, Lili Wang, and Soroush Vosoughi. Mitigating political bias in language models through reinforced calibration. In *AAAI*, pages 14857–14866, 2021. [3](#)
- [31] Yanxin Long, Youpeng Wen, Jianhua Han, Hang Xu, Pengzhen Ren, Wei Zhang, Shen Zhao, and Xiaodan Liang. Capdet: Unifying dense captioning and open-world detection pretraining. In *IEEE CVPR*, pages 15233–15243, 2023. [2](#), [5](#), [6](#)
- [32] Zhiliang Peng, Wenhui Wang, Li Dong, Yaru Hao, Shaohan Huang, Shuming Ma, and Furu Wei. Kosmos-2: Grounding multimodal large language models to the world. *arXiv preprint arXiv:2306.14824*, 2023. [2](#)
- [33] Alec Radford, Jong Wook Kim, Chris Hallacy, Aditya Ramesh, Gabriel Goh, Sandhini Agarwal, Girish Sastry, Amanda Askell, Pamela Mishkin, Jack Clark, Gretchen Krueger, and Ilya Sutskever. Learning transferable visual models from natural language supervision. In *ICML*, pages 8748–8763, 2021. [2](#), [4](#)
- [34] Shuai Shao, Zeming Li, Tianyuan Zhang, Chao Peng, Gang Yu, Xiangyu Zhang, Jing Li, and Jian Sun. Objects365: A large-scale, high-quality dataset for object detection. In *IEEE ICCV*, pages 8430–8439, 2019. [2](#), [5](#)
- [35] Zhuang Shao, Jungong Han, Demetris Marnerides, and Kurt Debattista. Region-object relation-aware dense captioning via transformer. *IEEE TNNLS*, 2022. [2](#), [5](#), [6](#)
- [36] Haoyu Song, Yan Wang, Kaiyan Zhang, Wei-Nan Zhang, and Ting Liu. Bob: BERT over BERT for training persona-based dialogue models from limited personalized data. In *ACL*, pages 167–177, 2021. [3](#)
- [37] Hugo Touvron, Thibaut Lavril, Gautier Izacard, Xavier Martinet, Marie-Anne Lachaux, Timothée Lacroix, Baptiste Rozière, Naman Goyal, Eric Hambro, Faisal Azhar, Aurélien Rodriguez, Armand Joulin, Edouard Grave, and Guillaume Lample. Llama: Open and efficient foundation language models. *arXiv preprint arXiv:2302.13971*, 2023. [2](#)
- [38] Ashish Vaswani, Noam Shazeer, Niki Parmar, Jakob Uszkoreit, Llion Jones, Aidan N Gomez, Łukasz Kaiser, and Illia Polosukhin. Attention is all you need. *NeurIPS*, 2017. [4](#)
- [39] Jialian Wu, Jianfeng Wang, Zhengyuan Yang, Zhe Gan, Zicheng Liu, Junsong Yuan, and Lijuan Wang. Grit: A generative region-to-text transformer for object understanding. *arXiv preprint arXiv:2212.00280*, 2022. [1](#), [2](#), [5](#), [6](#)
- [40] Weijia Wu, Yuzhong Zhao, Hao Chen, Yuchao Gu, Rui Zhao, Yefei He, Hong Zhou, Mike Zheng Shou, and Chunhua Shen. Datasetdm: Synthesizing data with perception annotations using diffusion models. *NeurIPS*, 2023. [1](#)
- [41] Linjie Yang, Kevin Tang, Jianchao Yang, and Li-Jia Li. Dense captioning with joint inference and visual context. In *IEEE CVPR*, pages 2193–2202, 2017. [1](#), [2](#), [5](#)
- [42] Guojun Yin, Lu Sheng, Bin Liu, Nenghai Yu, Xiaogang Wang, and Jing Shao. Context and attribute grounded dense captioning. In *IEEE CVPR*, pages 6241–6250, 2019. [1](#), [2](#), [5](#)
- [43] Haoxuan You, Haotian Zhang, Zhe Gan, Xianzhi Du, Bowen Zhang, Zirui Wang, Liangliang Cao, Shih-Fu Chang, and Yinfei Yang. Ferret: Refer and ground anything anywhere at any granularity. *arXiv preprint arXiv:2310.07704*, 2023. [2](#)
- [44] Hanqing Zhang, Haolin Song, Shaoyu Li, Ming Zhou, and Dawei Song. A survey of controllable text generation using transformer-based pre-trained language models. *ACM Computing Surveys*, 2022. [3](#)
- [45] Susan Zhang, Stephen Roller, Naman Goyal, Mikel Artetxe, Moya Chen, Shuohui Chen, Christopher Dewan, Mona T. Diab, Xian Li, Xi Victoria Lin, Todor Mihaylov, Myle Ott, Sam Shleifer, Kurt Shuster, Daniel Simig, Punit Singh Koura, Anjali Sridhar, Tianlu Wang, and Luke Zettlemoyer. OPT: open pre-trained transformer language models. *arXiv preprint arXiv:2205.01068*, 2022. [2](#)
- [46] Shilong Zhang, Peize Sun, Shoufa Chen, Min Xiao, Wenqi Shao, Wenwei Zhang, Kai Chen, and Ping Luo. Gpt4roi: Instruction tuning large language model on region-of-interest. *arXiv preprint arXiv:2307.03601*, 2023. [2](#)
- [47] Liang Zhao, En Yu, Zheng Ge, Jinrong Yang, Haoran Wei, Hongyu Zhou, Jianjian Sun, Yuang Peng, Runpei Dong, Chunrui Han, et al. Chatspot: Bootstrapping multimodal llms via precise referring instruction tuning. *arXiv preprint arXiv:2307.09474*, 2023. [2](#)
- [48] Lianmin Zheng, Wei-Lin Chiang, Ying Sheng, Siyuan Zhuang, Zhonghao Wu, Yonghao Zhuang, Zi Lin, Zhuohan Li, Dacheng Li, Eric P Xing, Hao Zhang, Joseph E. Gonzalez, and Ion Stoica. Judging llm-as-a-judge with mt-bench and chatbot arena, 2023. [2](#)

Controllable Dense Captioner with Multimodal Embedding Bridging

Supplementary Material

Vision Transformer (ViT)	Value
type of module	ViT-g EVA [13]
size of the input image	(224, 224)
size of the region clip	(224, 224)
size of output visual feature	(16, 16, 1408)
Contextual Visual Embedding (CVE)	Value
output size of RoI-align module	(16, 16)
dimension of the region feature	(16, 16, 1408)
dimension of the RoI feature	(16, 16, 1408)
dimension of the object embedding	(16, 16, 1408)
Conditional Entity Embedding (CEE)	Value
dropout ratio	0.8
type of tokenizer	WordPiece
dimension of memory	(2048,)
dimension of the controllable embedding	(N , 2048)
Bi-directional Embedding Bridging (BEB)	Value
dimension of the latent space	(128,)
number of heads in the cross-attention layer	(8,)
Alignment Network	Value
type of module	Q-former [24]
Large Language Model (LLM)	Value
type of module	Flan-T5 _{XL} [6]

Table 10. Detailed architecture parameters for different module. N is the number of tokens of the noun proposal in the Conditional Entity Embedding.

Training	Value
batch size	128
learning policy	cosine annealing
initial learning rate	$1e-4$
minimum learning rate	0
weight decay ratio	0.05
warmup steps	5000
Inference	Value
number of beams	5

Table 11. Detailed hyperparameters during training and inference.

6. Detailed Experimental Settings

Settings of modules. The detailed architecture parameters for different modules of ControlCap are shown in Tab. 10.

Settings of training and inference. The detailed hyperparameters during training and inference are shown in Tab. 11.

Combining with existing detectors. Since ControlCap lacks the capability to perform object detection, we utilize a GRiT [39] model trained on the same dataset to acquire

	Method	pretrained Q-former	mAP (%)
1	BLIP2 [26]	✓	37.88
2	ControlCap	✗	40.93
3	ControlCap	✓	42.42

Table 12. Ablation studies of the pretrained Q-former [24]. Experiments are conducted on VG V1.2 and the ground truth bounding boxes are given.

	BLEU-4	METEOR	CIDEr	CLIP score
BLIP2 [23]	11.1	16.0	141.2	28.5
GRiT [39]	10.8	16.3	136.9	28.1
ControlCap	12.0	17.5	157.2	28.5

Table 13. Caption quality analysis on the VG V1.2 dataset.

object locations. During the inference stage, we keep the bounding box and object score predicted by GRiT, and then replace the predicted caption by ControlCap to get the final result.

Model Pretraining. ControlCap is pretrained on the combination of VG [22] and Dense Object365 for 1 epoch following the setting in Tab. 11. Then, ControlCap is finetuned on VG for 5 epochs. More epochs can lead to model overfitting, resulting in a decline in performance.

7. Additional Experimental Results

Pretrained Q-former. Q-former has a transformer encoder structure. BLIP2 [24] pretrains it using massive image-text pairs. It employs three types of losses, namely Image-Text Contrastive Learning, Image-grounded Text Generation, and Image-Text Matching, which ensures that the features extracted by Q-former is effectively aligned to the language feature space. As shown in line 2 in Tab. 12, when equipped with Q-former without pretraining, ControlCap outperforms BLIP2 3.05% in mAP. When equipped with pretrained Q-former, ControlCap outperforms BLIP2 4.54% in mAP (Line 3 in Tab. 12), demonstrating that a better alignment network can boost the performance of ControlCap.

Caption quality analysis is presented in Tab. 13. ControlCap significantly outperforms BLIP2 and GRiT when using BLEU-4, METEOR and CIDEr as caption quality analysis metrics. For the CLIP score which is computed between the image regions¹ and the predicted dense captions, it would be worse when the captions contain contextual information

¹Bounding box region cropped from the entire image.

	ImageNet-1K	Object365	ICDAR2015
GPT-4v	(80 / 8 / 12)	(54 / 5 / 41)	(73 / 6 / 21)

Table 14. GPT4-v evaluation under different scenes. GPT-4v is employed to mimic human preferences for captions generated by ControlCap. $(N_1/N_2/N_3)$ indicates the frequency with which GPT-4v assesses that (controlled caption is better / uncontrolled caption is better / both captions are of equal quality).




Figure 11. Cases that ControlCap fails to control. The words at the bottom left of the figures are the linguistic guidance.

(*e.g.* object outside the image regions). Therefore it is not suitable for evaluating region-level captioning methods, especially for those (GRiT and ControlCap) with the ability to capture contextual information. Under this condition, ControlCap is comparable to BLIP2 and outperforms GRiT.

GPT-4v evaluation is presented in Tab. 14. We utilized GPT-4v as an objective and impartial human study agent. We provide GPT-4v 100 images for each scenario with white rectangular borders and use prompt “Caption1: {cap1}, Caption2: {cap2}. Please compare the professionalism and accuracy of the two captions based on the white rectangular region in the pictures. Choose from the following three options: 1. Caption1 is better. 2. Caption2 is better. 3. They are equally good.” {cap1} and {cap2} are tested captions. {cap1} is generated by ControlCap with linguistic guidance (*e.g.*, text or category). {cap2} is generated by ControlCap without control. It can be seen that the quality of captions with user control is significantly better than that without user control in various scenarios.

8. Additional Visualization Results

Extra results. We provide additional visualization results of Fig. 8 and Fig. 9 in the main document. The results are shown in Fig. 12, Fig. 13, Fig. 14, Fig. 15, Fig. 16, and Fig. 17 respectively.

Failure cases of ControlCap. Fig. 11 shows some common cases that ControlCap fails to control. We summarize the cases into two types: 1) ControlCap may modify the original linguistic, and then generate captions. In Fig. 11 (left), ControlCap modifies the original linguistic “canned” into “cans”, and then generate caption “four cans of beer”. 2) ControlCap may ignore special




Figure 12. Visualizations of attention maps from the bi-directional embedding bridging module. The words at the bottom left of attention maps are the linguistic guidance. The generated captions are shown in the last column.

symbols. In Fig. 11 (right), ControlCap ignores symbol “&” in the original linguistic “j&d”.




Figure 13. Qualitative analysis of the control capabilities of ControlCap on ImageNet. The caption is generated guided by the underlined word.




Figure 14. Qualitative analysis of the control capabilities of ControlCap on ICDAR2015. The caption is generated guided by the underlined word.



Figure 15. Qualitative analysis of the control capabilities of ControlCap on Object365. The caption is generated guided by the underlined word.




Figure 16. Qualitative analysis of the control capabilities of ControlCap on Object365. The caption is generated guided by the underlined word.




Figure 17. Qualitative analysis of the control capabilities of ControlCap on Object365. The caption is generated guided by the underlined word.