

# A Survey on Data-Centric Recommender Systems

Riwei Lai<sup>1</sup>, Li Chen<sup>1</sup>, Rui Chen<sup>2</sup> and Chi Zhang<sup>2</sup>

<sup>1</sup>Department of Computer Science, Hong Kong Baptist University

<sup>2</sup>College of Computer Science and Technology, Harbin Engineering University  
{csrwlai, lichen}@comp.hkbu.edu.hk, {ruichen, zhangchi20}@hrbeu.edu.cn

## Abstract

Recommender systems (RS) have become essential tools for mitigating information overload in a range of real-world scenarios. Recent trends in RS have seen a paradigm shift, moving the spotlight from model-centric innovations to the importance of data quality and quantity. This evolution has given rise to the concept of data-centric recommender systems (Data-Centric RS), marking a significant development in the field. This survey provides the first systematic overview of Data-Centric RS, covering 1) the foundational concepts of recommendation data and Data-Centric RS; 2) three primary issues in recommendation data; 3) recent research developed to address these issues; and 4) several potential future directions in Data-Centric RS.

## 1 Introduction

Recommender systems (RS) have been widely adopted to alleviate information overload in various real-world applications, such as social media, e-commerce, and online advertising. The past few decades have witnessed the rapid development of recommendation models, evolving from traditional collaborative-filtering-based models [Rendle *et al.*, 2009] to more advanced deep-learning-based ones [Ge *et al.*, 2023], which markedly improved the accuracy, diversity, and interpretability of recommendation results [Li *et al.*, 2020].

However, as recommendation models are growing larger and increasingly complex – exemplified by P5 [Geng *et al.*, 2022], a recommendation model that integrates five recommendation-related tasks into a shared language generation framework – the primary constraint impacting recommendation performance gradually transitions towards the recommendation data. Rather than focusing solely on developing advanced models, an increasing number of researchers are advocating for the enhancement of recommendation data, leading to the emergence of the novel concept of data-centric recommender systems (Data-Centric RS) [Zha *et al.*, 2023].

The fundamental rationale behind Data-Centric RS is that data ultimately dictates the upper limits of model capabilities. Large and high-quality data constitutes the essential prerequisite for breakthroughs in performance. For instance, the remarkable advancements of GPT models in Natural Language

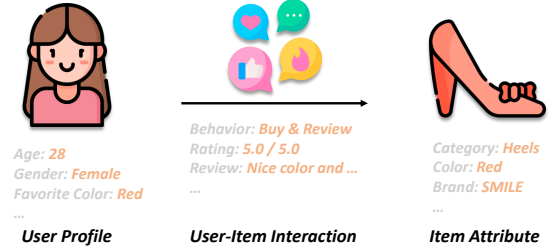


Figure 1: Three types of recommendation data.

Processing are mainly dependent on the use of huge and high-quality datasets [Ouyang *et al.*, 2022]. Similarly in Computer Vision, Convolutional Neural Networks exhibit performance on par with Vision Transformers when they have access to web-scale datasets [Smith *et al.*, 2023]. For RS, the implication is clear: the greater the quality [Wang *et al.*, 2021a] or the quantity [Liu *et al.*, 2023] of recommendation data, the more proficiently RS can characterize user preferences, resulting in recommendations that resonate well with users.

Despite considerable attention from researchers and a great variety of methods that have been put forth in Data-Centric RS, to the best of our knowledge, no effort has been made to gather and provide a summary of works in this promising and fast-developing research field. To fulfill this gap, we first conduct a systematic review of the literature on Data-Centric RS and write this survey. This structure is as follows. We first detail the specifics of data that could be used for recommendation and present the formalization of Data-Centric RS (Section 2). Next, we identify three key issues in recommendation data, i.e., data incompleteness, data noise, and data bias (Section 3), and categorize the existing literature in accordance with these issues (Section 4). Finally, we spotlight a number of encouraging research directions in Data-Centric RS (Section 5).

## 2 Formulation

### 2.1 Recommendation Data

The goal of RS is to help users discover potential items of interest and then generate personalized recommendations. To achieve this goal, as shown in Figure 1, we summarize three types of data that can be used in RS:

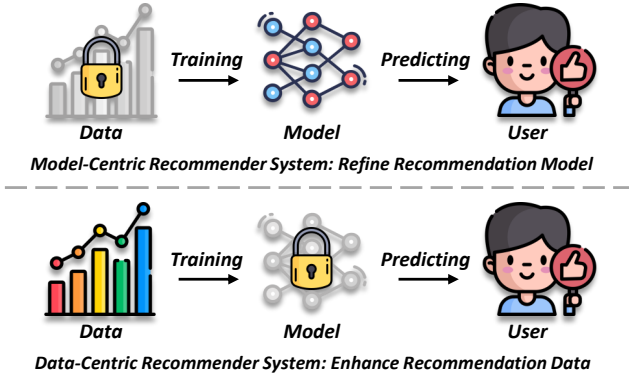


Figure 2: Model-Centric RS v.s. Data-Centric RS.

- *User profiles*: User profiles refer to a collection of information and characteristics that describe an individual user. In the context of recommendation, user profiles typically include personal details, preferences, behavior patterns, and other relevant data that help define and understand a user’s characteristics, needs, and interests.
- *Item attributes*: Item attributes involve the specific details or characteristics that describe an item. These details can include color, material, brand, and other relevant information that helps identify or categorize the item.
- *User-item interactions*: User-item interactions represent users’ actions or involvements with items. Additional contextual information such as ratings, behaviors, timestamps, and reviews can also be utilized to provide a more comprehensive picture of the interactions between users and items.

## 2.2 Data-Centric RS

As shown in Figure 2, different from Model-Centric RS which improve recommendation performance by refining models, Data-Centric RS shift the focus from model to data and emphasize the role of data enhancement. More specifically, given the recommendation data  $\mathcal{D}$  (e.g., user-item interactions), Data-Centric RS aim to determine a strategy  $f$ , which takes the original data  $\mathcal{D}$  as input and outputs the enhanced data  $\mathcal{D}'$ :

$$\mathcal{D}' = f(\mathcal{D}). \quad (1)$$

The enhanced data  $\mathcal{D}'$  could be used with different recommendation models to further improve their performance. We also attempt to answer the following questions to make readers further understand Data-Centric RS:

*Q1: Are Data-Centric RS the same as Data-Driven RS?* Data-Centric RS and Data-Driven RS are fundamentally different, as the latter only emphasize the use of recommendation data to guide the design of recommendation models without modifying the data, which are typically still Model-Centric RS [Zha et al., 2023].

*Q2: Why Data-Centric RS are necessary?* The objective of the recommendation model is to fit the recommendation data. Without changing the data, Model-Centric RS may generalize

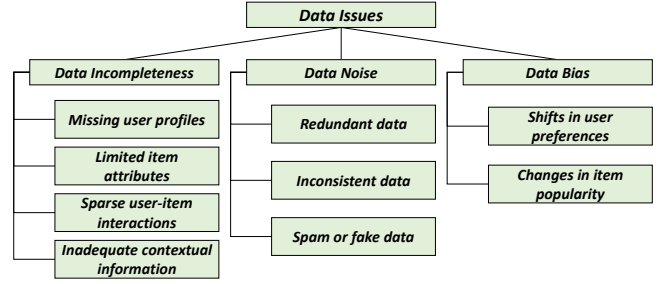


Figure 3: Overview of data issues in RS.

or even amplify errors (e.g., bias) in the data, resulting in sub-optimal recommendations [Zhang et al., 2023a]. Therefore, Data-Centric RS are necessary.

*Q3: Will Data-Centric RS substitute Model-Centric RS?* Data-Centric RS do not diminish the value of Model-Centric RS. Instead, these two paradigms are complementarily interwoven in building recommender systems. Model-centric methods can be used to achieve data-centric goals. For example, diffusion model [Liu et al., 2023] can be an efficient tool for data augmentation. Data-centric methods can facilitate the improvement of model-centric objectives by enhancing the input data of models [Lai et al., 2024].

## 3 Data Issues

As illustrated in Figure 3, we identify three key issues that recommendation data may suffer from, i.e., **data incompleteness**, **data noise**, and **data bias**.

### 3.1 Data Incompleteness

Data incompleteness issue refers to scenarios where data for making recommendations is inadequate, consequently resulting in information gaps or missing details regarding users or items. Specifically, the forms and reasons in which recommendation data can be incomplete include:

- *Missing user profiles*: During the registration or setup process, users may fail to fully complete their profiles. Key information may be omitted as they might bypass certain fields or provide inadequate information [Wei et al., 2023]. For example, a user may neglect to add age or gender, resulting in a profile that is less informative than it could be.
- *Limited item attributes*: In parallel, data regarding item attributes may also be lacking. This incompleteness hinders the ability to precisely portray items and capture their distinct characteristics [Wu et al., 2020]. For instance, an online bookshop may only provide basic data about a book such as the title and author, neglecting additional details like genre or publication year that can enhance the recommendation accuracy.
- *Sparse user-item interactions*: RS can encounter the “cold start” problem when new users join. With limited or no historical interactions for these users, providing accurate recommendations becomes challenging [Wang et al., 2019]. Additionally, users usually do not engage with every item. For example, in a movie recommender system, a user may

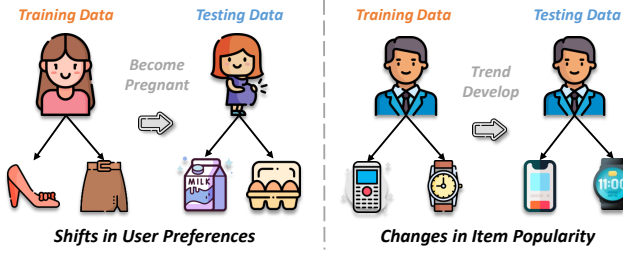


Figure 4: Illustration of data bias in RS.

only rate a handful of the thousands of movies available, leading to an incomplete picture of true preferences.

- *Inadequate contextual information*: Contextual information like ratings, location, or user reviews significantly contribute to generating effective recommendations. However, due to privacy issues or constraints in user feedback, the available contextual information may be incomplete or lack details [Chae *et al.*, 2019]. For instance, a user might give a high rating for a hotel visit but does not provide a review that could offer useful insights about his/her preferences for future recommendations.

### 3.2 Data Noise

Data noise issue arises when a portion of the recommendation data is irrelevant or erroneous, which negatively impacts the quality of recommendations provided. The noisy recommendation data can appear in several forms:

- *Redundant data*: An abundance of identical data is often the consequence of errors during the data collection process. RS might incorrectly identify and log certain identical item attributes multiple times, such as the same item category appearing repeatedly. Alternatively, it might record a user interacting with the same item multiple times – a shop page refresh mistake, for example.
- *Inconsistent data*: Inconsistencies in data occur mainly due to human errors, such as users unintentionally clicking or providing incorrect ratings to an item [Lin *et al.*, 2023b]. Additionally, different data sources, like explicit ratings, implicit signals, and textual reviews, can present conflicting information about a user’s current preferences. For example, a user might provide a low rating for a product, but the text in his/her review might be generally positive, which creates confusion.
- *Spam or fake data*: At a more malicious level, RS can be susceptible to spam or fake data, generated by either malicious users or automated bots trying to harm the system. This undesired data can significantly contaminate the pool of authentic user data and can drastically impact the quality of the recommendations, resulting in decreased user satisfaction [Wu *et al.*, 2023]. A typical example is “review bombing”, where orchestrated attempts by certain users or bots fill a product’s review section with negative feedback to harm its overall ratings, even though the product may be generally well-received by the majority.

### 3.3 Data Bias

A significant data bias issue arises when there is a significant distribution shift between the data collected and the real-world data. This problem mainly originates from:

- *Shifts in user preferences*: As illustrated in Figure 4, users’ preferences can change due to shifts in wider environmental factors or their personal circumstances like pregnancy. In these scenarios, data collected in the past may no longer provide an accurate representation of the user’s current preferences [Wang *et al.*, 2023a].
- *Changes in item popularity*: Similarly, the popularity of certain items or categories is not static and can significantly vary over time. Items or trends that were once prevalent may lose their charm and relevance as time passes. For example, as shown in Figure 4, a certain genre of products like the watch that was the rage a few years ago may not hold the same appeal to the audience in the present day as tastes evolve and new genres emerge [Zhang *et al.*, 2023a].

## 4 Research Progress

We organize the existing literature according to the data issues in RS outlined before. Specific categorization as well as representative works and techniques are shown in Table 1.

### 4.1 Handling Incomplete Data

The key to handling incomplete data is to *fill in* the missing information. According to the different forms of incomplete data introduced in Section 3.1, we divide existing methods into two categories: **attribute completion** and **interaction augmentation**.

#### Attribute Completion

Let  $\mathcal{V}$  be the set of users and items. In practice, the profiles or attributes of some users or items are not available. Therefore, the set  $\mathcal{V}$  can be divided into two subsets, i.e.,  $\mathcal{V}^+$  and  $\mathcal{V}^-$ , which denote the attributed set and the no-attribute set, respectively. Let  $\mathcal{A} = \{a_v \mid v \in \mathcal{V}^+\}$  denote the input attribute set, attribute completion aims to complete the attribute for each no-attribute user or item  $v \in \mathcal{V}^-$ :

$$\mathcal{A}^C = \{a_v^c \mid v \in \mathcal{V}^-\} = f_{ac}(\mathcal{A}), \quad (2)$$

where  $a_v^c$  denotes the completed attribute of  $v$ . The enhanced input attribute set  $\mathcal{A}'$  is formulated as:

$$\mathcal{A}' = \mathcal{A} \cup \mathcal{A}^C = \{a_v \mid v \in \mathcal{V}^+\} \cup \{a_v^c \mid v \in \mathcal{V}^-\}.$$

Existing works on attribute completion mainly rely on *utilizing the topological structure of given graphs* (e.g., user-item interaction, knowledge graphs, and social networks) [Wu *et al.*, 2020; You *et al.*, 2020; Jin *et al.*, 2021; Tu *et al.*, 2022; Zhu *et al.*, 2023; Guo *et al.*, 2023]. For instance, by modeling user-item interactions with respective user or item attributes into an attributed user-item bipartite graph, AGCN [Wu *et al.*, 2020] proposes an adaptive Graph Convolutional Network for joint item recommendation and attribute completion, which iteratively performs two steps: graph embedding learning with previously learned attribute values, and attribute update procedure to update the input

Addressed Issues	Categories	Representative Work and Key Technology
Data Incompleteness	Attribute Completion	HGNN-AC [Wu <i>et al.</i> , 2020]: Graph Neural Networks AutoAC [Zhu <i>et al.</i> , 2023]: Neural Architecture Search LLMRec [Wei <i>et al.</i> , 2023]: Large Language Models
	Interaction Augmentation	AugCF [Wang <i>et al.</i> , 2019]: Generative Adversarial Nets DENS [Lai <i>et al.</i> , 2023]: Disentanglement Learning DiffuASR [Liu <i>et al.</i> , 2023]: Diffusion Models
Data Noise	Reweighting-based Denoising	R-CE [Wang <i>et al.</i> , 2021a]: Adaptive Denoising Training SGDL [Gao <i>et al.</i> , 2022]: Self-Guided Learning AutoDenoise [Ge <i>et al.</i> , 2023]: Reinforcement Learning
	Selection-based Denoising	T-CE [Wang <i>et al.</i> , 2021a]: Adaptive Denoising Training STEAM [Lin <i>et al.</i> , 2023b]: Self-Supervised Learning DeCA [Wang <i>et al.</i> , 2023b]: Cross-Model Agreement
	Dataset Distillation/Condensation	DISTILL-CF [Sachdeva <i>et al.</i> , 2022]: Dataset Meta-Learning
Data Bias	User Preference Alignment	Aspect-MF [Zafari <i>et al.</i> , 2019]: Latent Factor Models DICE [Zheng <i>et al.</i> , 2021]: Disentanglement Learning CDR [Wang <i>et al.</i> , 2023a]: Variational AutoEncoder
	Item Popularity Alignment	IPS-MF [Saito <i>et al.</i> , 2020]: Inverse Propensity Scoring MACR [Wei <i>et al.</i> , 2021]: Counterfactual Inference InvCF [Zhang <i>et al.</i> , 2023b]: Invariant Learning

Table 1: Representative works and key techniques used in handling different data issues.

of graph embedding learning. Moreover, given a knowledge graph, HGNN-AC [Jin *et al.*, 2021] leverages the topological relationship between nodes as guidance and completes attributes of no-attribute nodes by weighted aggregation of the attributes of linked attributed nodes. AutoAC [Zhu *et al.*, 2023] identifies that different attribute completion operations should be taken for different no-attribute nodes, and models the attribute completion problem as an automated search problem for the optimal completion operation of each no-attribute node. Instead of focusing on attribute completion accuracy, FairAC [Guo *et al.*, 2023] pays attention to the unfairness issues caused by attributes and completes missing attributes fairly.

Given the extensive knowledge base and powerful reasoning capabilities of Large Language Models (LLMs) [Zhao *et al.*, 2023], some recent works have focused on *leveraging LLMs to complete missing attributes*. For example, LLM-Rec [Wei *et al.*, 2023] carefully designs some prompts as the inputs of ChatGPT [Ouyang *et al.*, 2022] to generate user profiles or item attributes that were not originally part of the dataset. An example of designed prompts is as follows:

*Provide the inquired information of the given movie.*  
***Heart and Souls (1993), Comedy/Fantasy***  
*The inquired information is: **director, country, language.***  
*Please output them in form of: director, country, language.*

Similar to FairAC, some works [Xu *et al.*, 2023] are exploring the ability of LLMs in generating sensitive user profiles or item attributes and considering the risks it may bring to privacy leakage and unfairness issues.

### Interaction Augmentation

Let  $\mathcal{O} = \{(u, i) \mid u, i \in \mathcal{V}\}$  be the set of user-item pair  $(u, i)$  with observed interactions. We denote  $\mathcal{R} = \{r_{u,i} \mid (u, i) \in \mathcal{O}\}$  as the input interaction set. For inactive users and unpopular items, insufficient observed interactions can lead to

inaccurate characterization of user preferences and item features. Therefore, interaction augmentation aims to augment the interaction information of some specific unobserved user-item pairs  $(u, i) \notin \mathcal{O}$ :

$$\mathcal{R}^A = \{r_{u,i}^a \mid (u, i) \notin \mathcal{O}\} = f_{ia}(\mathcal{R}), \quad (3)$$

where  $r_{u,i}^a$  denotes the augmented interaction information of  $(u, i)$ . The enhanced input interaction set  $\mathcal{R}'$  is:

$$\mathcal{R}' = \mathcal{R} \cup \mathcal{R}^A = \{r_{u,i} \mid (u, i) \in \mathcal{O}\} \cup \{r_{u,i}^a \mid (u, i) \notin \mathcal{O}\}.$$

For implicit information such as like/dislike, the critical focus of interaction augmentation lies in *how to choose an interaction*. Negative sampling pays attention to *how to choose an interaction as dislike* [Rendle *et al.*, 2009; Zhang *et al.*, 2013; Chen *et al.*, 2017; Ding *et al.*, 2020; Huang *et al.*, 2021; Lai *et al.*, 2023; Shi *et al.*, 2023; Lai *et al.*, 2024]. Specifically, negative sampling aims to identify uninteracted items of a user as negative items. The simplest and most prevalent idea is to randomly select uninteracted items, BPR [Rendle *et al.*, 2009] is a well-known instantiation of this idea. Inspired by the word-frequency-based negative sampling distribution for network embedding [Mikolov *et al.*, 2013], NNCF [Chen *et al.*, 2017] adopts an item-popularity-based sampling distribution to select more popular items as negative. DNS [Zhang *et al.*, 2013] proposes to select uninteracted items with higher prediction scores (e.g., the inner product of a user embedding and an item embedding). Such hard negative items can provide more informative training signals so that user interests can be better characterized. SRNS [Ding *et al.*, 2020] oversamples items with both high predicted scores and high variances during training to tackle the false negative problem. DENS [Lai *et al.*, 2023] points out the importance of disentangling item factors in negative sampling and designs a factor-aware sampling strategy to identify the best negative



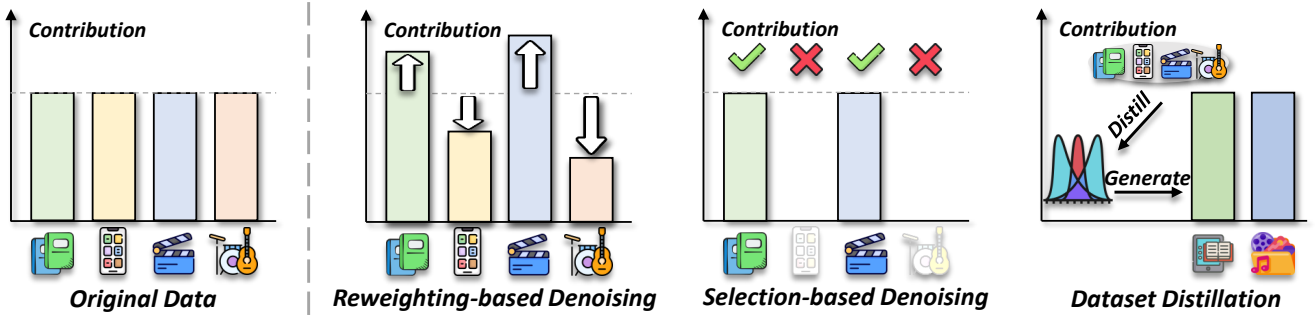


Figure 5: Categorization of data denoising methods in RS.

item. MixGCF [Huang *et al.*, 2021] synthesizes harder negative items by mixing information from positive items while AHSN [Lai *et al.*, 2024] proposes to adaptively select negative items with different hardness levels.

Different from negative sampling, positive augmentation focuses on *how to choose an interaction as like* [Wang *et al.*, 2019; Wang *et al.*, 2021b; Yang *et al.*, 2021; Zhang *et al.*, 2021a; Lai *et al.*, 2022; Liu *et al.*, 2023; Wei *et al.*, 2023]. For example, EGLN [Yang *et al.*, 2021] selects uninteracted items with higher prediction scores and labels them as positive to enrich users’ interactions. CASR [Wang *et al.*, 2021b] leverages counterfactual reasoning to generate user interaction sequences in the counterfactual world. MNR-GCF [Lai *et al.*, 2022] constructs heterogeneous information networks and fully exploits the contextual information therein to identify potential user-item interactions. Based on Generative Adversarial Nets (GANs), AugCF [Wang *et al.*, 2019] generates high-quality augmented interactions that mimic the distribution of original interactions. Inspired by the superior performance diffusion models in image generation, DiffuASR [Liu *et al.*, 2023] adapts diffusion models to user interaction sequences generation, and a sequential U-Net is designed to capture the sequence information and predict the added noise of generated interactions. Leveraging the capabilities of LLMs, LLMRec [Wei *et al.*, 2023] also seeks to identify both positive and negative interactions from a candidate set using well-designed prompts.

For contextual information like rating, the critical focus of interaction augmentation shifts to *how to infer the missing value* [Ren *et al.*, 2012; Ren *et al.*, 2013; Yoon *et al.*, 2018; Chae *et al.*, 2019; Li *et al.*, 2019; Chae *et al.*, 2020; Hwang and Chae, 2022]. For instance, AutoAI [Ren *et al.*, 2012] and AdaM [Ren *et al.*, 2013] calculate missing ratings according to heuristic similarity-based metrics, such as Pearson correlation coefficient or cosine similarity. RAGAN [Chae *et al.*, 2019] and UA-MI [Hwang and Chae, 2022] leverage GANs for rating augmentation. Instead of augmenting ratings of interactions between real users and items, AR-CF [Chae *et al.*, 2020] proposes to generate virtual users and items and then adopts GANs to predict ratings between them.

## Discussion

While a variety of methods exist for addressing the incomplete data issue, the fact remains that no single method is capable of comprehensively addressing all scenarios involving

missing data. Consequently, a considerable amount of time and effort must be devoted to identifying missing information and selecting enhancement strategies. Furthermore, *evaluating the quality of enhanced data* is not straightforward – improvements in RS might be misleadingly attributed to the simple expansion of data volume, which can cloud the actual effects of refinements in data quality.

## 4.2 Handling Noisy Data

The key to handling the data noise issue is to *filter out* the noisy information. According to the varying severity of noisy data presented in Section 3.2, we divide existing denoising methods into three categories: **reweighting-based methods**, **selection-based methods**, and **dataset distillation/condensation**, which are illustrated in Figure 5.

### Reweighting-based Denoising

The reweighting-based method aims to *assign lower weights to the noisy data* (or *assign higher weights to the noise-less data*) [Wang *et al.*, 2021a; Gao *et al.*, 2022; Zhou *et al.*, 2022; Zhang *et al.*, 2023d; Ge *et al.*, 2023; Wang *et al.*, 2023c]. Wang *et al.* [Wang *et al.*, 2021a] experimentally observe that noisy interactions are harder to fit in the early training stages, and based on this observation, they regard the interactions with large loss values as noise and propose an adaptive denoising training strategy called R-CE, which assigns different weights for noisy interactions according to their loss values during training. SLED [Zhang *et al.*, 2023d] identifies and determines the reliability of interactions based on their related structural patterns learned on multiple large-scale recommendation datasets. FMLP-Rec [Zhou *et al.*, 2022] adopts learnable filters for denoising in sequential recommendation. The learnable filters perform a Fast Fourier Transform (FFT) to convert the input sequence into the frequency domain and filter out noise through an inverse FFT procedure. SGDL [Gao *et al.*, 2022] leverages the self-labeled memorized data as guidance to offer denoising signals without requiring any auxiliary information or defining any weighting functions. AutoDenoise [Ge *et al.*, 2023] adopts reinforcement learning to automatically and adaptively learn the most appropriate weight for each interaction.

### Selection-based Denoising

Instead of assigning lower weights, the selection-based method *directly removes the noisy data* [Tong *et al.*, 2021;

Wang *et al.*, 2021a; Yuan *et al.*, 2021; Zhang *et al.*, 2022b; Lin *et al.*, 2023a; Zhang *et al.*, 2023c; Quan *et al.*, 2023; Wang *et al.*, 2023b; Lin *et al.*, 2023b]. For instance, different from R-CE, Wang *et al.* [Wang *et al.*, 2021a] propose another adaptive denoising training strategy called T-CE, which discards the interactions with large loss values. RAP [Tong *et al.*, 2021] formulates the denoising process as a Markov Decision Process and proposes learning a policy network to select the appropriate action (i.e., removing or keeping an interaction) to maximize long-term rewards. DSAN [Yuan *et al.*, 2021] suggests using the entmax function to automatically eliminate the weights of irrelevant interactions. HSD [Zhang *et al.*, 2022b] learns both user-level and sequence-level inconsistency signals to further identify inherent noisy interactions. DeCA [Wang *et al.*, 2023b] finds that different models tend to make more consistent agreement predictions for noise-free interactions, and utilizes predictions from different models as the denoising signal. GDMSR [Quan *et al.*, 2023] designs a self-correcting curriculum learning mechanism and an adaptive denoising strategy to alleviate noise in social networks. STEAM [Lin *et al.*, 2023b] further designs a corrector that can adaptively apply “keep”, “delete”, and “insert” operations to correct the interaction sequence.

Some studies integrate the reweighting-based method with the selection-based method for better denoising [Tian *et al.*, 2022; Ye *et al.*, 2023]. For instance, RGCF [Tian *et al.*, 2022] and RocSE [Ye *et al.*, 2023] estimate the reliability of user-item interactions using normalized cosine similarity between their respective embeddings. Subsequently, they filter out interactions and only retain those whose weights exceed a pre-defined threshold value.

### Dataset Distillation/Condensation

Dataset distillation or dataset condensation techniques [Yu *et al.*, 2023] aim to synthesize data points with the goal of condensing the comprehensive knowledge from the entire dataset into a small, synthetic data summary. This process retains the essence of the data, enabling models to be trained more efficiently. Recently, some works [Sachdeva *et al.*, 2022; Wu *et al.*, 2023] observed that dataset distillation has a strong data denoising effect in recommendation. For example, DISTILL-CF [Sachdeva *et al.*, 2022] leverages dataset meta-learning to synthetic user-item interactions. Remarkably, models trained on the condensed dataset synthesized by DISTILL-CF have demonstrated improved performance compared to those trained on the full, original dataset.

### Discussion

Normally, data collected from real-world scenarios are frequently contaminated with noise – stemming from system bugs or user mistakes. However, obtaining labels for this noise is often impractical or even impossible, due to the lack of expert knowledge required for identifying noise, the high costs associated with manual labeling, or the dynamic nature of some noise which makes it hard to give fixed labels. In the absence of the ground truth, it is difficult to determine whether the denoising method achieves the optimal situation – *no over-denoising or under-denoising*. Taking into account this limitation, it may be preferable to synthesize a noise-free dataset via dataset distillation/condensation rather

than attempting to adjust or filter the existing dataset through reweighting-based or selection-based methods.

## 4.3 Handling Biased Data

The key to handling biased data is to *align* the biased training distribution with the unbiased test distribution. According to the causes of biased data explained in Section 3.2, we divide existing debiasing methods into two categories: **user preference alignment** and **item popularity alignment**.

### User Preference Alignment

User preferences may shift due to a variety of reasons, such as *temporal changes* [Zafari *et al.*, 2019; Wangwacharakul and Wongthanavasu, 2021; Ding *et al.*, 2022], *locational moves* [Yin *et al.*, 2016], or *alterations in personal and environmental conditions* [Zheng *et al.*, 2021; He *et al.*, 2022; Wang *et al.*, 2023a]. Existing methods are designed to track and adjust to these changes, thereby maintaining alignment with the ever-evolving user preferences. For example, Aspect-MF [Zafari *et al.*, 2019] analyzes and models temporal preference drifts using a component-based factorized latent approach. MTUPD [Wangwacharakul and Wongthanavasu, 2021] adopts a forgetting curve function to calculate the correlations of user preferences across time. ST-LDA [Yin *et al.*, 2016] learns region-dependent personal interests and crowd preferences to align locational preference drifts. Wang *et al.* [Wang *et al.*, 2023a] review user preference shifts across environments from a causal perspective and inspect the underlying causal relations through causal graphs. Based on the causal relations, they further propose the CDR framework, which adopts a temporal variational autoencoder to capture the preference shifts.

### Item Popularity Alignment

Existing methods for item popularity alignment roughly fall into five groups [Zhang *et al.*, 2023a]. *Inverse propensity scoring* [Schnabel *et al.*, 2016; Saito *et al.*, 2020] utilizes the inverse of item popularity as a propensity score to rebalance the loss for each user-item interaction. *Domain adaptation* [Bonner and Vasile, 2018; Chen *et al.*, 2020] leverages a small sample of unbiased data as the target domain to guide the training process on the larger but biased data in the source domain. *Causal estimation* [Wei *et al.*, 2021; Zhang *et al.*, 2021b; Wang *et al.*, 2022] identifies the effect of popularity bias through assumed causal graphs and mitigates its impact on predictions. *Regularization-based methods* [Boratto *et al.*, 2021] explore regularization strategies to adjust recommendation results, aligning them more closely with the actual popularity distribution. *Generalization methods* [Zhang *et al.*, 2022a; Zhang *et al.*, 2023b; Zhang *et al.*, 2023a] aim to learn invariant features that counteract popularity bias, thereby enhancing the stability and generalization capabilities of recommendation models.

### Discussion

Traditional evaluation settings in RS may not be appropriate for assessing debiasing methods because they typically entail that the distribution of a test set is representative of the distribution in the training set (independent and identically distributed evaluation settings). Therefore, in this part, we dis-

cuss two *out-of-distributed evaluation settings* to assess debiasing methods:

- *Temporal split setting*: Temporal split setting slices the historical interactions into the training, validation, and test sets according to the timestamps [Zhang *et al.*, 2022a; Zhang *et al.*, 2023b]. In that case, any shift in user preferences or item popularity over time is appropriately represented and accounted for during the evaluation.
- *Popularity split setting*: Popularity split setting constructs the training, validation, and test sets based on various popularity distributions [Wei *et al.*, 2021; Zheng *et al.*, 2021]. For example, the training interactions are sampled to be a long-tail distribution over items while the validation and test interactions are sampled with equal probability in terms of items (uniform popularity distribution). However, such a split setting has an inherent drawback: it may inadvertently lead to information leakage. By explicitly tailoring the test set to a known distribution of item popularity, the debiasing methods might be unduly influenced by this information.

## 5 Future Directions

### 5.1 Data-Centric RS with Multimodal Data

Multimodal data refers to data that consists of multiple modalities or types of information, such as text, images, audio, video, or any combination thereof. Traditionally, RS have primarily relied on user-item interaction data, such as ratings or click-through data, to generate recommendations. However, by incorporating multimodal data, RS can capture richer and more diverse user preferences and item characteristics, leading to more personalized and relevant recommendations [Truong and Lauw, 2019]. However, the data issues mentioned before (i.e., incomplete data, noisy data, and biased data) also exist in multimodal data, and they can pose additional challenges in the context of multimodal RS:

- *Heterogeneity*: Multimodal data can be highly heterogeneous, with different modalities having distinct data formats, scales, and distributions. For example, text data may require Natural Language Processing techniques, while image data may need Computer Vision algorithms.
- *Imbalance*: Multimodal datasets may exhibit imbalances in the distribution of different modalities. For example, there may be a larger number of text samples compared to images or audio samples. Modality imbalance can affect the performance and generalization of recommendation models trained on such data.
- *Scalability*: Multimodal data, especially when it includes high-dimensional modalities like images or videos, can be computationally expensive to process and analyze. Therefore, handling large-scale multimodal data may require efficient algorithms or distributed computing frameworks to ensure scalability.

### 5.2 Data-Centric RS with Large Language Models

With the emergence of large language models (LLMs) in Natural Language Processing, there has been a growing interest in harnessing the power of these models to enhance recommender systems. In Data-Centric RS, LLMs can serve as:

- *Recommendation models*: Pre-trained LLMs can take as input a sequence that includes user profiles, item attributes, user-item interactions, and task instructions. Then LLMs analyze this information to understand the context and the user’s preferences. Based on this understanding, LLMs can generate a sequence that directly represents the recommendation results, which could be a list of items, a ranking of items, or even detailed descriptions or reasons for the recommendations. However, using LLMs as recommendation models also raises some challenges such as limited token length or latency, especially for users with a large amount of interactions. With data denoising techniques to improve the design of input sequences, the ability of LLMs as recommendation models can be further explored.
- *Data processors*: As mentioned before, given the extensive knowledge base and powerful reasoning capabilities of LLMs, some recent work has attempted to augment data with LLMs, for example, through carefully designed prompts, LLMRec [Wei *et al.*, 2023] employs three simple yet effective LLM-based data augmentation strategies to augment implicit feedback, user profiles, and item attributes, respectively. Moving forward, it’s crucial to investigate the capability of LLMs in managing tasks such as data denoising and data debiasing. This could pave the way for LLMs to harmonize Data-Centric RS effectively.

### 5.3 Automatic Data-Centric RS

Automatic machine learning (AutoML) [He *et al.*, 2021] refers to the process of automating the end-to-end process of applying machine learning to real-world problems, which typically involves automating a variety of tasks that are part of the machine learning workflow. In the context of Data-Centric RS, these tasks encompass data augmentation, data denoising, and data debiasing. Consequently, AutoML can automatically streamline and enhance the efficiency of these tasks, enabling more accurate recommendations, which is of great significance in application.

### 5.4 Transparent Data-Centric RS

Transparent Data-Centric RS refer to Data-Centric RS that not only offer enhanced data for model training but also provide insights into how and why particular enhancements are made, thereby allowing users and developers to understand the underlying decision-making processes. Research in transparent Data-Centric RS is tackling complex challenges, such as the trade-off between transparency and complexity, ensuring user privacy while providing explanations, and developing standards for explainability and interpretability.

## 6 Conclusions

In this survey, we conclude a comprehensive literature review of Data-Centric RS. We systematically analyze three critical issues inherent in recommendation data and subsequently categorize existing works in accordance with their focus on these issues. Additionally, we point out a range of prospective research directions that advance Data-Centric RS. We hope this survey can help the readers efficiently grasp a broad picture of this field, and equip them with the techniques and further research ideas to build recommender systems.

## References

- [Bonner and Vasile, 2018] S. Bonner and F. Vasile. Causal embeddings for recommendation. In *RecSys*, 2018.
- [Boratto *et al.*, 2021] L. Boratto, G. Fenu, et al. Connecting user and item perspectives in popularity debiasing for collaborative recommendation. *Inf Process Manag*, 2021.
- [Chae *et al.*, 2019] D.-K. Chae, J.-S. Kang, et al. Rating augmentation with generative adversarial networks towards accurate collaborative filtering. In *WWW*, 2019.
- [Chae *et al.*, 2020] D.-K. Chae, J. Kim, et al. Ar-cf: Augmenting virtual users and items in collaborative filtering for addressing cold-start problems. In *SIGIR*, 2020.
- [Chen *et al.*, 2017] T. Chen, Y. Sun, et al. On sampling strategies for neural network-based collaborative filtering. In *KDD*, 2017.
- [Chen *et al.*, 2020] Z. Chen, R. Xiao, et al. Esam: Discriminative domain adaptation with non-displayed items to improve long-tail performance. In *SIGIR*, 2020.
- [Ding *et al.*, 2020] J. Ding, Y. Quan, et al. Simplify and robustify negative sampling for implicit collaborative filtering. In *NeurIPS*, 2020.
- [Ding *et al.*, 2022] H. Ding, Q. Liu, et al. Tdtmf: A recommendation model based on user temporal interest drift and latent review topic evolution with regularization factor. *Inf Process Manag*, 2022.
- [Gao *et al.*, 2022] Y. Gao, Y. Du, et al. Self-guided learning to denoise for robust recommendation. In *SIGIR*, 2022.
- [Ge *et al.*, 2023] Y. Ge, M. Rahmani, et al. Automated data denoising for recommendation. *CoRR*, 2023.
- [Geng *et al.*, 2022] S. Geng, S. Liu, et al. Recommendation as language processing (rlp): A unified pretrain, personalized prompt & predict paradigm (p5). In *RecSys*, 2022.
- [Guo *et al.*, 2023] D. Guo, Z. Chu, et al. Fair attribute completion on graph with missing attributes. *CoRR*, 2023.
- [He *et al.*, 2021] X. He, K. Zhao, et al. Automl: A survey of the state-of-the-art. *KBS*, 2021.
- [He *et al.*, 2022] Y. He, Z. Wang, et al. Causpref: Causal preference learning for out-of-distribution recommendation. In *WWW*, 2022.
- [Huang *et al.*, 2021] T. Huang, Y. Dong, et al. Mixgcf: An improved training method for graph neural network-based recommender systems. In *KDD*, 2021.
- [Hwang and Chae, 2022] S. Hwang and D.-K. Chae. An uncertainty-aware imputation framework for alleviating the sparsity problem in collaborative filtering. In *CIKM*, 2022.
- [Jin *et al.*, 2021] D. Jin, C. Huo, et al. Heterogeneous graph neural network via attribute completion. In *WWW*, 2021.
- [Lai *et al.*, 2022] R. Lai, S. Xiao, et al. Multiple neighbor relation enhanced graph collaborative filtering. In *WI-IAT*, 2022.
- [Lai *et al.*, 2023] R. Lai, L. Chen, et al. Disentangled negative sampling for collaborative filtering. In *WSDM*, 2023.
- [Lai *et al.*, 2024] R. Lai, R. Chen, et al. Adaptive hardness negative sampling for collaborative filtering. *CoRR*, 2024.
- [Li *et al.*, 2019] S. C.-X. Li, B. Jiang, et al. Misgan: Learning from incomplete data with generative adversarial networks. *CoRR*, 2019.
- [Li *et al.*, 2020] L. Li, Y. Zhang, et al. Generate neural template explanations for recommendation. In *CIKM*, 2020.
- [Lin *et al.*, 2023a] W. Lin, X. Zhao, et al. Autodenoise: Automatic data instance denoising for recommendations. In *WWW*, 2023.
- [Lin *et al.*, 2023b] Y. Lin, C. Wang, et al. A self-correcting sequential recommender. *CoRR*, 2023.
- [Liu *et al.*, 2023] Q. Liu, F. Yan, et al. Diffusion augmentation for sequential recommendation. In *CIKM*, 2023.
- [Mikolov *et al.*, 2013] T. Mikolov, I. Sutskever, et al. Distributed representations of words and phrases and their compositionality. In *NeurIPS*, 2013.
- [Ouyang *et al.*, 2022] L. Ouyang, J. Wu, et al. Training language models to follow instructions with human feedback. *NeurIPS*, 2022.
- [Quan *et al.*, 2023] Y. Quan, J. Ding, et al. Robust preference-guided denoising for graph based social recommendation. In *WWW*, 2023.
- [Ren *et al.*, 2012] Y. Ren, G. Li, et al. The efficient imputation method for neighborhood-based collaborative filtering. In *CIKM*, 2012.
- [Ren *et al.*, 2013] Y. Ren, G. Li, et al. Adam: Adaptive-maximum imputation for neighborhood-based collaborative filtering. In *ASONAM*, 2013.
- [Rendle *et al.*, 2009] S. Rendle, C. Freudenthaler, et al. Bpr: Bayesian personalized ranking from implicit feedback. In *UAI*, 2009.
- [Sachdeva *et al.*, 2022] N. Sachdeva, M. Dhaliwal, et al. Infinite recommendation networks: A data-centric approach. *NeurIPS*, 2022.
- [Saito *et al.*, 2020] Y. Saito, S. Yaginuma, et al. Unbiased recommender learning from missing-not-at-random implicit feedback. In *WSDM*, 2020.
- [Schnabel *et al.*, 2016] T. Schnabel, A. Swaminathan, et al. Recommendations as treatments: Debiasing learning and evaluation. In *ICML*, 2016.
- [Shi *et al.*, 2023] W. Shi, J. Chen, et al. On the theories behind hard negative sampling for recommendation. In *WWW*, 2023.
- [Smith *et al.*, 2023] S. L. Smith, A. Brock, et al. Convnets match vision transformers at scale. *CoRR*, 2023.
- [Tian *et al.*, 2022] C. Tian, Y. Xie, et al. Learning to denoise unreliable interactions for graph collaborative filtering. In *SIGIR*, 2022.
- [Tong *et al.*, 2021] X. Tong, P. Wang, et al. Pattern-enhanced contrastive policy learning network for sequential recommendation. In *IJCAI*, 2021.



- [Truong and Lauw, 2019] Q. Truong and H. W. Lauw. Multimodal review generation for recommender systems. In *WWW*, 2019.
- [Tu *et al.*, 2022] W. Tu, S. Zhou, et al. Initializing then refining: A simple graph attribute imputation network. In *IJCAI*, 2022.
- [Wang *et al.*, 2019] Q. Wang, H. Yin, et al. Enhancing collaborative filtering with generative augmentation. In *KDD*, 2019.
- [Wang *et al.*, 2021a] W. Wang, F. Feng, et al. Denoising implicit feedback for recommendation. In *WSDM*, 2021.
- [Wang *et al.*, 2021b] Z. Wang, J. Zhang, et al. Counterfactual data-augmented sequential recommendation. In *SIGIR*, 2021.
- [Wang *et al.*, 2022] W. Wang, X. Lin, et al. Causal representation learning for out-of-distribution recommendation. In *WWW*, 2022.
- [Wang *et al.*, 2023a] W. Wang, X. Lin, et al. Causal disentangled recommendation against user preference shifts. *ToIS*, 2023.
- [Wang *et al.*, 2023b] Y. Wang, X. Xin, et al. Label denoising through cross-model agreement. *CoRR*, 2023.
- [Wang *et al.*, 2023c] Z. Wang, M. Gao, et al. Efficient bi-level optimization for recommendation denoising. In *KDD*, 2023.
- [Wangwacharakul and Wongthanavas, 2021] C. Wangwacharakul and S. Wongthanavas. A novel temporal recommender system based on multiple transitions in user preference drift and topic review evolution. *Expert Syst. Appl.*, 2021.
- [Wei *et al.*, 2021] T. Wei, F. Feng, et al. Model-agnostic counterfactual reasoning for eliminating popularity bias in recommender system. In *KDD*, 2021.
- [Wei *et al.*, 2023] W. Wei, X. Ren, et al. Llmrec: Large language models with graph augmentation for recommendation. *CoRR*, 2023.
- [Wu *et al.*, 2020] L. Wu, Y. Yang, et al. Joint item recommendation and attribute inference: An adaptive graph convolutional network approach. In *SIGIR*, 2020.
- [Wu *et al.*, 2023] J. Wu, W. Fan, et al. Dataset condensation for recommendation. *CoRR*, 2023.
- [Xu *et al.*, 2023] C. Xu, W. Wang, et al. Do llms implicitly exhibit user discrimination in recommendation? an empirical study. *CoRR*, 2023.
- [Yang *et al.*, 2021] Y. Yang, L. Wu, et al. Enhanced graph learning for collaborative filtering via mutual information maximization. In *SIGIR*, 2021.
- [Ye *et al.*, 2023] H. Ye, X. Li, et al. Towards robust neural graph collaborative filtering via structure denoising and embedding perturbation. *ToIS*, 2023.
- [Yin *et al.*, 2016] H. Yin, X. Zhou, et al. Adapting to user interest drift for poi recommendation. *TKDE*, 2016.
- [Yoon *et al.*, 2018] J. Yoon, J. Jordon, et al. Gain: Missing data imputation using generative adversarial nets. In *ICML*, 2018.
- [You *et al.*, 2020] J. You, X. Ma, et al. Handling missing data with graph representation learning. *NeurIPS*, 2020.
- [Yu *et al.*, 2023] R. Yu, S. Liu, et al. Dataset distillation: A comprehensive review. *TPAMI*, 2023.
- [Yuan *et al.*, 2021] J. Yuan, Z. Song, et al. Dual sparse attention network for session-based recommendation. In *AAAI*, 2021.
- [Zafari *et al.*, 2019] F. Zafari, I. Moser, et al. Modelling and analysis of temporal preference drifts using a component-based factorised latent approach. *Expert Syst. Appl.*, 2019.
- [Zha *et al.*, 2023] D. Zha, Z. P. Bhat, et al. Data-centric artificial intelligence: A survey. *CoRR*, 2023.
- [Zhang *et al.*, 2013] W. Zhang, T. Chen, et al. Optimizing top-n collaborative filtering via dynamic negative item sampling. In *SIGIR*, 2013.
- [Zhang *et al.*, 2021a] S. Zhang, D. Yao, et al. Causerec: Counterfactual user sequence synthesis for sequential recommendation. In *SIGIR*, 2021.
- [Zhang *et al.*, 2021b] Y. Zhang, F. Feng, et al. Causal intervention for leveraging popularity bias in recommendation. In *SIGIR*, 2021.
- [Zhang *et al.*, 2022a] A. Zhang, W. Ma, et al. Incorporating bias-aware margins into contrastive loss for collaborative filtering. *NeurIPS*, 2022.
- [Zhang *et al.*, 2022b] C. Zhang, Y. Du, et al. Hierarchical item inconsistency signal learning for sequence denoising in sequential recommendation. In *CIKM*, 2022.
- [Zhang *et al.*, 2023a] A. Zhang, W. Ma, et al. Robust collaborative filtering to popularity distribution shift. *ToIS*, 2023.
- [Zhang *et al.*, 2023b] A. Zhang, J. Zheng, et al. Invariant collaborative filtering to popularity distribution shift. In *WWW*, 2023.
- [Zhang *et al.*, 2023c] C. Zhang, R. Chen, et al. Denoising and prompt-tuning for multi-behavior recommendation. In *WWW*, 2023.
- [Zhang *et al.*, 2023d] S. Zhang, T. Jiang, et al. Sled: Structure learning based denoising for recommendation. *ToIS*, 2023.
- [Zhao *et al.*, 2023] W. X. Zhao, K. Zhou, et al. A survey of large language models. *CoRR*, 2023.
- [Zheng *et al.*, 2021] Y. Zheng, C. Gao, et al. Disentangling user interest and conformity for recommendation with causal embedding. In *WWW*, 2021.
- [Zhou *et al.*, 2022] K. Zhou, H. Yu, et al. Filter-enhanced mlp is all you need for sequential recommendation. In *WWW*, 2022.
- [Zhu *et al.*, 2023] G. Zhu, Z. Zhu, et al. Autoac: Towards automated attribute completion for heterogeneous graph neural network. *CoRR*, 2023.