

# Gamifying a Software Testing Course with Continuous Integration

Philipp Straubinger  
University of Passau  
Germany

Gordon Fraser  
University of Passau  
Germany

## ABSTRACT

Testing plays a crucial role in software development, and it is essential for software engineering students to receive proper testing education. However, motivating students to write tests and use automated testing during software development can be challenging. To address this issue and enhance student engagement in testing when they write code, we propose to incentivize students to test more by gamifying continuous integration. For this we use GAMEKINS, a tool that is seamlessly integrated into the Jenkins continuous integration platform and uses game elements based on commits to the source code repository: Developers can earn points by completing test challenges and quests generated by GAMEKINS, compete with other developers or teams on a leaderboard, and receive achievements for their test-related accomplishments. In this paper, we present our integration of GAMEKINS into an undergraduate-level course on software testing. We observe a correlation between how students test their code and their use of GAMEKINS, as well as a significant improvement in the accuracy of their results compared to a previous iteration of the course without gamification. As a further indicator of how this approach improves testing behavior, the students reported enjoyment in writing tests with GAMEKINS.

## CCS CONCEPTS

• **Software and its engineering** → **Software testing and debugging**; • **Social and professional topics** → **Software engineering education**.

## KEYWORDS

Software Testing, Gamification, Continuous Integration, Education

## ACM Reference Format:

Philipp Straubinger and Gordon Fraser. 2024. Gamifying a Software Testing Course with Continuous Integration. In *46th International Conference on Software Engineering: : Software Engineering Education and Training (ICSE-SEET '24)*, April 14–20, 2024, Lisbon, Portugal. ACM, New York, NY, USA, 12 pages. <https://doi.org/10.1145/3639474.3640054>

Permission to make digital or hard copies of all or part of this work for personal or classroom use is granted without fee provided that copies are not made or distributed for profit or commercial advantage and that copies bear this notice and the full citation on the first page. Copyrights for components of this work owned by others than the author(s) must be honored. Abstracting with credit is permitted. To copy otherwise, or republish, to post on servers or to redistribute to lists, requires prior specific permission and/or a fee. Request permissions from [permissions@acm.org](mailto:permissions@acm.org).  
*ICSE-SEET '24, April 14–20, 2024, Lisbon, Portugal*

© 2024 Copyright held by the owner/author(s). Publication rights licensed to ACM.  
ACM ISBN 979-8-4007-0498-7/24/04...\$15.00  
<https://doi.org/10.1145/3639474.3640054>

## 1 INTRODUCTION

Software testing is a well-established concept and is extensively used in the industry [13]. However, despite the availability of various tools that facilitate the testing process, such as testing support in integrated development environments (IDE) [26] and automated test execution in continuous integration (CI) platforms [8], testing is often overlooked in practice. Speculated reasons for this include developers' lack of motivation to engage in testing activities and a lack of education in software testing [14, 30, 41, 49, 50]. Although the often inadequate treatment of testing in higher education [41] has recently been countered with a growing recognition of the importance of testing [9, 29, 35], this is nevertheless hampered by learners just like developers tending to perceive testing as tedious and boring [32]. As a result, the industry suffers significant losses due to inadequate software quality and insufficient testing [31].

Gamification techniques provide an opportunity to motivate students to test despite their perception of it being boring or tedious. Gamification involves incorporating elements commonly found in games, such as leaderboards and achievements, into non-game contexts [15]. It has been demonstrated that this approach helps engage students in software engineering education [24], for example by gamifying lectures or tools to teach software testing [7, 12, 16, 22, 36]. However, in order for students to internalize testing and establish it as an integral part of their development approach, we argue that seamless integration of gamification of testing into the software development process is necessary.

In order to achieve this, we integrate gamification into continuous integration (CI) systems used by students. Specifically, we use GAMEKINS [47], a plugin designed for the widely used CI platform Jenkins<sup>1</sup>, which seamlessly integrates gamification into the software development workflow. By analyzing source code and test results, GAMEKINS identifies areas where testing can be improved based on code coverage [53] or mutation analysis [28] and then incentivizes improvement using gamification concepts such as challenges and quests, rewarding good testing with points, achievements, and leaderboard rankings. We evaluated the benefits of integrating GAMEKINS in an undergraduate software testing course, investigating its impact on the course' learning objectives and student behavior. In detail, the contributions of this paper are as follows:

- We propose the use of gamification as a means to incentivize and reward testing activities in CI.
- We introduce GAMEKINS as a tool to be used in an undergraduate-level software testing course.
- We empirically evaluate the effects of integrating GAMEKINS into the software testing course, comparing to a previous cohort without gamification and surveying the students.

<sup>1</sup><https://www.jenkins.io/>

The results of the study demonstrate a correlation between students' testing behavior and the use of GAMEKINS, as well as a significant improvement in correct results compared to the previous edition of the course, where no gamification was used on the same assignments. While not all aspects of GAMEKINS were universally liked by students, overall, they enjoyed its use throughout the course, confirming that GAMEKINS is a viable teaching tool.

## 2 BACKGROUND

### 2.1 Software Testing

Software developers have access to various tools and metrics that help them identify how to improve their tests, such as code coverage, which identifies statements, branches, or execution paths that have not been covered by tests. This measurement is achieved by recording the parts of the application that are reached during test execution, resulting in lists of uncovered lines of code, percentages of covered code, and visualizations of the coverage [53]. Mutation analysis [28] assesses the effectiveness of test suites by inserting artificial faults (mutants) into a program and checking whether the tests can detect them and provides guidance on additional tests if not. Static code analysis is used to identify common patterns in the code that may lead to potential bugs. For example, patterns such as code [17] and test [48] smells suggest where code should be refactored or removed by developers to improve code quality.

Although there are various metrics and tools for software testing, they are often not widely used in an automated manner [6]. Continuous integration (CI) is a common solution to this problem: CI allows developers to automatically execute their tests and calculate metrics such as code coverage after each push to a remote repository [8]. This enables developers to focus on writing code and tests in their IDE, while the CI system performs analyses and provides a summary of findings and uncovered code [44]. The use of CI platforms has been shown to improve productivity and enable faster software releases with higher quality [43, 52].

### 2.2 Gamification of Software Testing

The lack of motivation to write tests and to use test automation can at least partially be attributed to the perception of testing as being tedious, stressful, uncreative [30, 49, 50], or not appreciated [13, 14]. Motivation, which is crucial for developer productivity [18–20], can be intrinsic, describing the inner willingness to participate in an activity, or it can refer to an external signal related to a task. Gamification is a way to provide external motivation, and it does so using game design elements within non-game contexts [15]. Gamification has been shown to increase engagement and improve results compared to non-gamified development environments [11, 45]. The most common gamification elements include points, badges, and leaderboards, but other elements such as challenges and achievements are also often applicable [39].

In the context of software testing, gamification has been applied in both professional (e.g., [37, 40]) and educational (e.g., [5, 21, 22, 51]) settings. Previous attempts to gamify software testing education have focused on specific aspects such as mutation testing [21] or security testing [22]. Our aim is orthogonal: Rather than teaching specific test techniques, we aim to get students to integrate testing into their regular software development routine.

## 3 GAMIFYING CONTINUOUS INTEGRATION

Despite its importance, testing is not tightly integrated into most computer science curricula. Very often, it is part of general software engineering courses, where time dedicated to testing tends to be limited [25]. However, dedicated software testing courses are becoming more common. Dedicating an entire course to software testing provides the opportunity to cover many different facets of testing, ranging from testing techniques to automating testing, and also how to firmly integrate testing during software development.

### 3.1 Challenges in Teaching Software Testing

At the University of Passau, we established a mandatory undergraduate course on software testing in 2018. Grading is based entirely on coursework, forcing the students to engage practically with testing challenges at different levels. Besides covering the standard portfolio of techniques common in software quality assurance, where testing in practice is often conducted by dedicated software testers, we also aim to cover *developer testing*, i.e., the tight integration of testing into regular software development activities. Thus, one of the course aims is to establish testing as a routine activity that students perform when developing their own software.

However, throughout multiple iterations of the course, we observed several issues inhibiting this aim: Students exhibit a lack of motivation to write tests, which results in them writing only the bare minimum number of tests required to meet a certain goal (e.g., if code coverage is required). This also indicates that students tend to overly focus on metrics, in particular code coverage, which is easy to obtain and understand. Further evidence for the lack of engagement can be found in the students' commit logs: Rather than including tests throughout the process and using fine-grained commits [42], testing is usually conducted as a post-hoc exercise. Anecdotally, we also observed general weaknesses such as hard-coded test data (e.g., paths to test resources) which may not be reflected in the metrics students aim for but suggest a lack of proper engagement with testing. Consequently, there is a need for further incentives to establish testing in regular software development.

### 3.2 Gamification Elements of GAMEKINS

We aim to improve testing courses by incentivizing students to test more and better using the CI system underlying their coding tasks. For this, we developed a tool, GAMEKINS [47]<sup>2</sup>, which incorporates gamification elements into CI based on static code, coverage, and mutation analysis. The combination of underlying quality metrics is intended to shift the students' focus away from solely relying on one metric. To enforce better commit and testing behavior, GAMEKINS provides gamification elements only after new commits.

The general workflow of GAMEKINS is as follows<sup>3</sup>: Developers commit code changes to a version control system, which triggers a job in the Jenkins CI environment. Jenkins executes a build job, which includes running the project's tests, and then invokes GAMEKINS. GAMEKINS utilizes information from the run and the version control system to update and generate challenges, quests, achievements, and the leaderboard.

<sup>2</sup>Available at <https://gamekins.org>

<sup>3</sup>Detailed information can be found in [47]

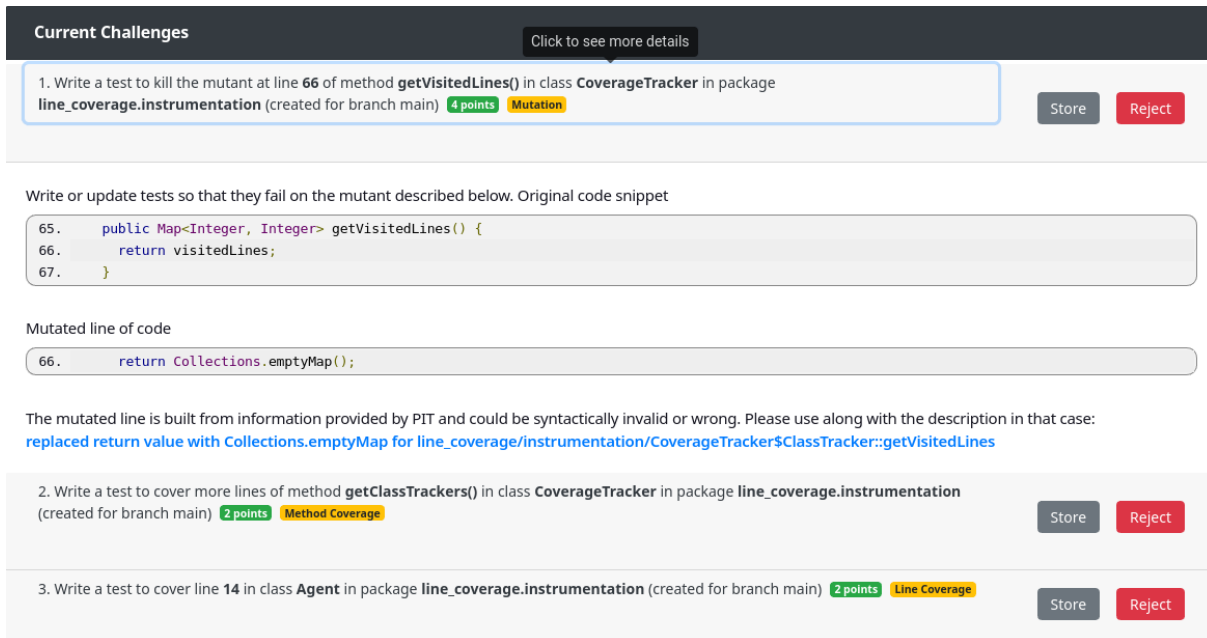


Figure 1: This overview highlights the current challenges, including a Line Coverage, a Method Coverage, and a Mutation Challenge. The Mutation Challenge is further explained with a code snippet, the mutated line of code, and a description.

3.2.1 *Challenges.* GAMEKINS offers a variety of seven distinct challenge types, each designed to provide developers with specific test- and quality-related tasks to complete:<sup>3</sup>

- **Build Challenge:** This challenge requires developers to resolve a build failure. To prevent misuse of GAMEKINS by repeatedly breaking and fixing the build for points, this challenge is generated only once per week.
- **Test Challenge:** This generic challenge requires developers to write at least one additional test without specifying the specific code area to target.
- **Class Coverage Challenge:** This challenge type focuses on increasing code coverage for a selected Java class.
- **Method Coverage Challenge:** This challenge focuses on improving the coverage of a specific target method.
- **Line Coverage Challenge:** This challenge focuses on improving the coverage of a specific line of code that is not fully covered. The task is to either cover or increase the branch coverage of the line.
- **Mutation Challenge:** This challenge focuses on detecting a specific mutant by adding or improving a test, and therefore goes beyond a simple check of the robustness of the test suite to closing test gaps [38]. The mutants are generated with PIT<sup>4</sup>, a popular mutation testing tool for Java.
- **Smell Challenge:** This challenge involves analyzing a target class using SonarLint<sup>5</sup>, a code quality tool. The challenge is to choose one of the detected smells in either the source or test files and remove it.

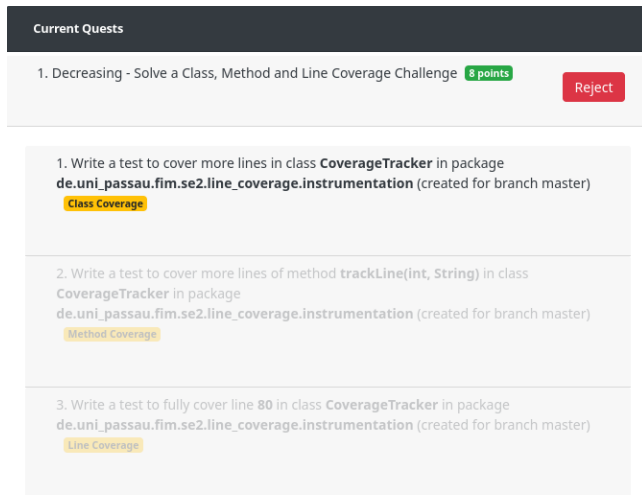
In order to generate new challenges, GAMEKINS ensures that there is always a (configurable) fixed number of current challenges. When generating a new challenge, GAMEKINS only considers recently changed classes based on the commit history. This ensures that the challenge is relevant to the functionality currently considered by the developer. To generate a challenge, GAMEKINS first ranks all classes in the project under test based on the current code coverage, then probabilistically selects a class for the challenge, giving higher chances to classes with lower coverage; finally, a challenge type is randomly selected, and a random instance for this type is generated.

If a developer already has open challenges, GAMEKINS checks if these challenges have been solved. If they have been solved, GAMEKINS will generate new challenges to replace them. Additionally, GAMEKINS also checks if all currently open challenges are still applicable, for example by verifying if the specific code fragment for a challenge has not been deleted. To keep developers informed, all current challenges are displayed on a dedicated page in Jenkins, which provides an overview of open challenges and their status (Fig. 1). Clicking on a challenge provides additional information, including the code snippet mentioned in the challenge description, as well as an explanation of what needs to be done. This information is particularly important for Mutation Challenges, where both the modified source code and the original code are shown.

To remove a current challenge from the list, participants can click on the Reject button. When rejecting a challenge, participants are required to provide a reason, which aims to limit rejections and helps to improve GAMEKINS. Some possible reasons for rejecting a challenge include cases where the challenge is unnecessary due to defensive programming or when reported code smells are intentionally present in the code. In some cases, challenges may be

<sup>4</sup><https://pitest.org/>

<sup>5</sup><https://www.sonarlint.org/>



**Figure 2: Example quest consisting of three Smell Challenges, with the active one highlighted**

automatically rejected if, for example, the target line or class has been removed. If a Class Coverage Challenge is rejected, this will block the future generation of any challenges in the class that the rejected challenge was targeting. However, this can be undone in the list of rejected challenges if necessary.

**3.2.2 Quests.** Quests are a way to group multiple challenges together. They consist of a series of individual challenges that need to be solved one after the other. In a quest, only the current challenge that needs to be solved next is enabled and can be expanded to show more details (Fig. 2). The successive challenges in the quest are disabled and cannot be viewed until it is their turn to be solved. To earn points for a quest, all steps must be solved in succession. GAMEKINS supports a total of nine different types of quests<sup>3</sup>.

Quests are created by checking the prerequisites of potential quests, such as ensuring that a sufficient number of required challenges can be generated. One quest is then randomly chosen from the available options. The individual steps or challenges within a quest are generated as if they were standalone challenges but with predetermined classes based on the quest type. Participants have the option to reject quests, or quests can be automatically rejected by GAMEKINS if at least one of the challenges within the quest becomes unsolvable. In this case, participants will receive points for the challenges they have already solved within the quest, but not for the steps themselves.

**3.2.3 Leaderboard.** By completing challenges and quests, users earn points, and their point rankings are displayed on a leaderboard in Jenkins. The leaderboard not only shows the points but also the total number of completed challenges and achievements, fostering competition. Participants can personalize their experience by selecting one of the 50 avatars to be displayed on the leaderboard.

**3.2.4 Achievements.** Developers are rewarded for their test achievements, which are based on specific behaviors or actions they perform, regardless of specific challenges. These achievements have

#	Participant	Completed Challenges	Completed Quests	Unfinished Quests	Completed Achievements	Score
1	John Doe	50	9	2	48	224
2	John Smith	55	10	0	38	202
3	Robert Roe	47	7	0	43	192
4	Larry Lee	31	5	1	41	104

**Figure 3: The project leaderboard displays the completed challenges, as well as (unfinished) quests and achievements. It also shows the score and avatar of each user. Clicking on their name will take you to their achievements..**

varying difficulty, ranging from easy tasks, like having a test in a project, to more challenging ones, like achieving 100% coverage. Currently, GAMEKINS implements 63 achievements, and developers can view obtained and open achievements (Fig. 4). Some achievements are kept secret and are only revealed once they are completed.

### 3.3 Gamified Elements and the Testing Curriculum

Besides offering general incentives, the integration of GAMEKINS into coursework allows to address several learning objectives outlined in the *Curriculum Guidelines for Undergraduate Degree Programs in Software Engineering* [2], such as:

- Static analysis (VAV.rev.3) and refactoring (PRO.evo.3), e.g., with Smell Challenges
- Unit (VAV.tst.1) and integration (VAV.tst.5) testing with Challenges and Quests
- Testing edge cases and boundary conditions with Mutation Challenges (VAV.tst.2)
- Coverage analysis with Coverage Challenges (VAV.tst.3)
- Regression testing (VAV.tst.10), testing tools and automation (VAV.tst.11) with GAMEKINS as CI plugin
- Build processes (PRO.cm.4) and analyzing failure reports (VAV.par.1) with GAMEKINS as CI plugin

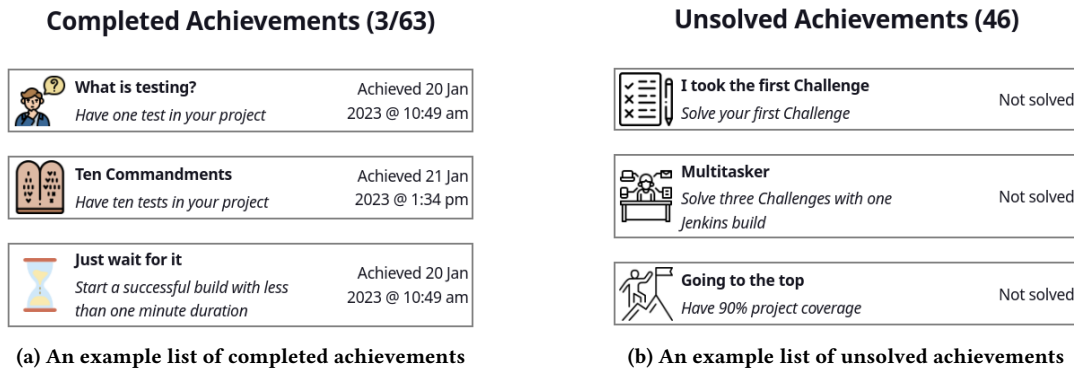
## 4 EXPERIMENT SETUP

In order to evaluate whether GAMEKINS influences the testing behavior of students, we integrated it into our software testing course and aim to answer the following questions:

- **RQ1:** How did the students use GAMEKINS during the course?
- **RQ2:** What testing behavior did the students exhibit?
- **RQ3:** How did the students perceive the integration of GAMEKINS into their projects?

### 4.1 Software Testing Course

During the computer science Bachelor program at the University of Passau, students are required to take a course on Software Testing. This course includes two hours of lectures and two hours of exercise every week. The coursework consists of five coding projects that students have to implement throughout the course:



**Figure 4: The list of achievements in GAMEKINS is categorized into completed, unsolved, and secret ones. Each achievement has a title, a description, a date when it was solved, and an icon. Once solved, its icon is colored to indicate completion.**

- **Introduction:** The initial assignment requires students to create and test a small class using JUnit5<sup>6</sup>.
- **Test-driven development:** For the second assignment, students are tasked with implementing the model of a canteen web application to display the current menu. The goal is to create it in a test-driven manner, where students have to write their tests before implementing any features [4].
- **Behavior-driven development:** In the third task of the assignment, students are required to create the view for the already implemented model of the canteen web app. To test the graphical user interface (GUI), students have to utilize Selenium<sup>7</sup>, a web testing framework, and Cucumber<sup>8</sup>, a tool for behavior-driven development.
- **Line-coverage analyzer (Analyzer):** In the fourth project, students are required to implement a simple line-coverage analyzer. This analyzer will track the lines of code that are visited during the execution of tests.
- **Coverage-based fuzzer (Fuzzer):** In the last assignment, students have to implement a coverage-based fuzzer, which uses coverage information to guide the generation of inputs and to prioritize the exploration of untested code paths.

The students' grades are determined based on the performance and correctness of the five projects. The main objective is to implement the required functionality for each project and thoroughly test it with 100 % code coverage. Only the last two projects (Analyzer and Fuzzer) were used for the evaluation.

## 4.2 Integration of GAMEKINS

The integration of GAMEKINS focuses on the last two tasks, as the introduction task is too small to viably use CI, and for the test-driven and behavior-driven tasks we require the commit history to show evidence of a correct implementation of these approaches, where GAMEKINS would interfere. As one of the requirements for the last two assignments, the students are mandated to use GAMEKINS by writing tests based on the challenges generated by GAMEKINS. Since students are evaluated individually, they cannot utilize the team

functionalities of GAMEKINS. The workflow for the students is as follows: They select a challenge to tackle, write the corresponding test in their IDE, and commit and push the test to allow GAMEKINS to verify it. The students' grades are based on their adherence to this workflow, and they can conclude their testing efforts when GAMEKINS is no longer able to generate new challenges.

## 4.3 Participants

The participants of our study are the students enrolled in the Software Testing course in the winter semester of 2022/23. There were a total of 26 students who completed the Analyzer project and 25 students for the Fuzzer project (one student dropped out after completing the Analyzer). We retrieved their consent for anonymized usage of data collected by GAMEKINS. Out of the total participants, we received survey responses from 17 students, providing valuable insights for our evaluation (as discussed in Section 4.4.3). Among the respondents, two out of 17 students identify as female. Participants were primarily in their beginning and mid-twenties, and the majority of students (65 %) claimed between one and three years of experience with Java. Additionally, most students (35 %) claimed between three and six months of experience with JUnit, followed by 29 % of students with six to twelve months.

## 4.4 Data Analysis

The analysis of the experiment involves comparing the results obtained from the participating students. In order to determine the significance of any differences, we employ the exact Wilcoxon-Mann-Whitney test [34] with a significance level  $\alpha = 0.05$ .

### 4.4.1 RQ1: How did the students use GAMEKINS during the course?

The data collected by GAMEKINS, including current, completed, and rejected challenges and quests, are stored in the configuration files of each user. This data can be easily extracted for further evaluation, which is the focus of our analysis in this research question. We consider the differences between the Analyzer and Fuzzer projects to determine if the students performed or used GAMEKINS differently during these projects. We examine the various types of challenges solved by the students and investigate the reasons why they rejected certain challenges. This analysis helps us identify any difficulties that the students faced while using GAMEKINS.

<sup>6</sup><https://junit.org/junit5/>

<sup>7</sup><https://www.selenium.dev/>

<sup>8</sup><https://cucumber.io/>

**4.4.2 RQ2: What testing behavior did the students exhibit?** We compare both projects in terms of (1) number of tests, (2) number of commits, (3) line coverage, (4) mutation score, and (5) grade. The line coverage of the participants' implementations is measured with the help of JaCoCo<sup>9</sup>, while we use PIT to determine the mutation score. Coverage is a common metric to determine how well the source code of a project is exercised [27], while mutation analysis detects test gaps also within covered code [38]. The grade is an individual score assigned to each participant for each project, ranging from 0 to 100. It is determined using several factors, including average line and branch coverage, mutation score, and the usage of GAMEKINS. The usage of GAMEKINS depends on the participants' engagement in writing tests and solving challenges using the tool (see Section 4.2). For the Analyzer project, the correct output is also considered in the grading process by running the participants' implementation against eleven different examples and comparing their output with a reference implementation. To further analyze the relationship between the participants' performance in GAMEKINS and their project outcomes, we use Pearson correlation [10] to determine if there is a correlation between the scores achieved by the participants in GAMEKINS and the number of tests, number of commits, code coverage, mutation score, and grade.

The Analyzer project was previously used in the course in 2019, with the same task and framework, differing only in the use of GAMEKINS. We compare the results of 2019 and 2022 in terms of (1) number of tests, (2) number of commits, (3) line coverage, (4) mutation score, and (5) correct output. For this, we count the number of tests in both the 2019 and 2022 projects and execute them to obtain coverage using JaCoCo. Next, we calculate mutation scores for the student code using PIT. Lastly, we compare the output generated by their code with the output of our reference solution.

**4.4.3 RQ3: How did the students perceive the integration of GAMEKINS into their projects?** To address this research question, we administered a survey to the students, comprising 23 questions categorized into three sections (Table 1). The initial section focused on gathering demographic information about the participants, while the second section inquired about their experience with GAMEKINS. The final section allowed students to provide feedback on their likes and dislikes regarding GAMEKINS. We present the survey responses using Likert plots and analyze the students' free-text answers to gain insights into their perceptions of GAMEKINS.

## 4.5 Threats to Validity

*Threats to external validity* may arise due to the limited number of participants, which limits generalizability. It is important to note that our software testing course is a mandatory course at the University of Passau, meaning that every student in their Bachelor's program is required to take it. This could potentially impact the behavior and performance of the students compared to those in non-mandatory courses. Additionally, the course is specifically designed for students in their fifth semester who possess a certain level of computer science knowledge. Students in different semesters or with varying levels of knowledge may exhibit different behaviors

**Table 1: Survey questions**  
with Single Choice as SC and Multiple Choice as MC

ID	Question	Type
Questions in the category participant demographics		
P1	Age	Free-text
P2	Gender	SC + free-text
P3	Experience with Java	SC
P4	Experience with JUnit	SC
Questions in the category GAMEKINS		
G1	I enjoyed using GAMEKINS	Likert 5 points
G2	I enjoy writing unit tests even when it is not part of a game	Likert 5 points
G3	Writing unit tests as part of the game is more fun than writing unit tests while coding	Likert 5 points
G4	I learned/practised useful skills using GAMEKINS	Likert 5 points
G5	I would consider using GAMEKINS in other projects	Likert 5 points
G6	I liked this part of GAMEKINS– Challenges	Likert 5 points
G7	I liked this part of GAMEKINS– Quests	Likert 5 points
G8	I liked this part of GAMEKINS– Achievements	Likert 5 points
G9	I liked this part of GAMEKINS– Leaderboard	Likert 5 points
G10	I liked this part of GAMEKINS– Avatars	Likert 5 points
G11	Is there a special reason why you liked or disliked a part of GAMEKINS?	Free-text
G12	Did you ever feel stressed or pressured to solve challenges by GAMEKINS or external factors?	Yes/No + free-text
G13	Did you write more tests while using GAMEKINS than you would have otherwise?	SC
G14	Did you write unnecessary tests to solve challenges?	Yes/No
G15	Did you find a bug using tests written for GAMEKINS?	Yes/No
Questions in the category further thoughts		
F1	What did you like about GAMEKINS?	Free-text
F2	What did you not like about GAMEKINS?	Free-text
F3	Do you have a suggestion for improvement?	Free-text
F4	Is there something else you want to mention?	Free-text

and outcomes when using GAMEKINS. Moreover, students from different universities, countries, or degree programs may also exhibit different behaviors and outcomes.

*Threats to internal validity* could potentially arise from errors in our data collection infrastructure, plugin, and the integration of GAMEKINS into the course. However, we took measures to mitigate these threats by thoroughly testing GAMEKINS and immediately addressing any issues arising during the course. Another potential threat to internal validity is the possibility of differences in knowledge levels between the students in 2019 and 2022. To minimize this threat, we conducted exercise sessions during the projects where all students had the opportunity to ask questions and clarify any uncertainties regarding the tasks. Additionally, there is a possibility that students may have collaborated instead of completing the tasks individually. However, we conducted a plagiarism check on their code and did not find any irregularities.

*Threats to construct validity* may arise due to the mandatory use of GAMEKINS and the grading associated with it, which could potentially influence their behavior and perception of the tool.

## 5 RESULTS

### 5.1 RQ1: How did the students use GAMEKINS during the course?

The students completed a total of 730 challenges, 113 quests, and 941 achievements in GAMEKINS. They collected an average of 39.5 and 61.5 points for the Analyzer and Fuzzer projects, respectively,

<sup>9</sup><https://www.jacoco.org/jacoco/>

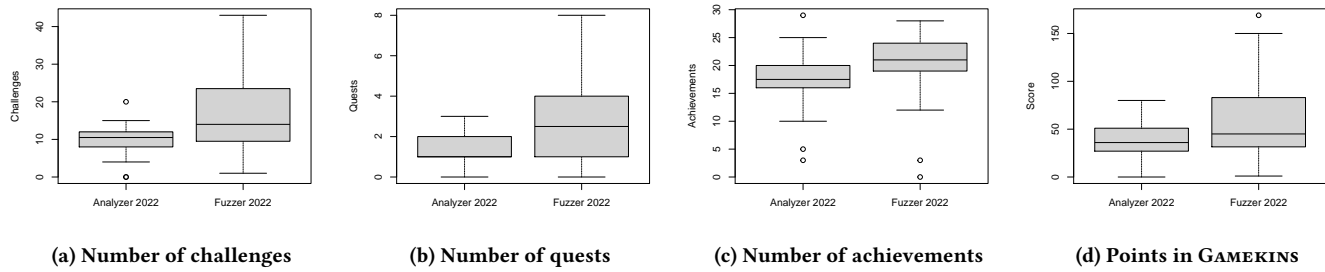


Figure 5: Statistics on the use of GAMEKINS in both projects

Table 2: Total number and ratio of completed and rejected challenges

Type	Completed		Rejected		Total
	Number	Ratio	Number	Ratio	
Build Challenge	32	100 %	0	0 %	32
Class Coverage Challenge	65	88 %	9	12 %	74
Line Coverage Challenge	123	78 %	34	22 %	157
Method Coverage Challenge	76	83 %	16	17 %	92
Mutation Challenge	218	75 %	71	25 %	289
Smell Challenge	76	80 %	19	20 %	95
Test Challenge	140	97 %	5	3 %	145

with GAMEKINS (Fig. 5d). In the Analyzer project, on average they completed 10.2 challenges (Fig. 5a) and 1.6 quests (Fig. 5b), and 17.0 challenges and 3.1 quests for the Fuzzer project. The students were new to GAMEKINS in the Analyzer project, so they likely required more time and assistance to become familiar with it. As a result, they completed significantly more challenges ( $p = 0.026$ ) and quests ( $p = 0.011$ ) in the Fuzzer project. The number of achievements (Fig. 5c) is higher compared to challenges and quests because the achievements in GAMEKINS target large industrial projects and may currently be configured to be too easy to obtain on the relatively small student projects. Over half (52%) of the students used avatars to represent themselves in the leaderboard, indicating that they actually consulted the leaderboard. We also displayed the leaderboard during the exercise sessions to enhance visibility and competition among the students.

According to the data in Table 2, the majority of the challenges solved by the students were coverage-based challenges (36.2%), followed by Mutation (29.9%), Test (19.2%), and Smell Challenges (10.4%). This distribution is expected because the coverage-based challenges are fast and easy to solve while the Mutation Challenges reveal untested code if the coverage is already high. The students rejected a total of 154 challenges, with the majority of rejections occurring in the Fuzzer project (125). The reasons varied:

- Automatically rejected by GAMEKINS (49)
- No idea how to test (33)
- Line already covered (generated because of missing branches) (28)
- Not feasible to test (defensive programming) (18)
- Changed/deleted code (10)
- No mutated line available (byte code to source code translation is not always possible) (6)

- Mutant already killed (PIT does not recognize the mutant as killed) (6)
- Challenge is out of scope (generated for a part of the program the students do not need to test) (4)

The rejection rates also varied for different types of challenges. The easiest challenges, such as Build (0%), Test (3%), and Class Coverage Challenges (12%), had the lowest rejection rates (Table 2). The most successfully solved challenge overall was the Line Coverage Challenge shown in Fig. 6a. This example challenge for the Analyzer project involves checking if the class to be instrumented was not in the wrong package and not a test class and the challenge is solved by any test that calls this method. Mutation Challenges were rejected most often overall (25%), followed by Line Coverage challenges (22%). These challenges are quite specific and require testing specific lines or mutants and do not give students a chance to pick easier targets for their tests. In particular writing tests that can detect mutants can be non-trivial. For instance, Fig. 6b represents a challenging mutant that removes a line necessary for parts of the instrumentation. Detecting this mutant in the Analyzer project requires examining the resulting byte code after instrumentation. Many students struggled with challenges like this, particularly for the Analyzer project, which required mocking, and we also had to fix some issues with PIT.

**Summary (RQ1):** Students actively used GAMEKINS for completing challenges, quests, achievements, and checking the leaderboard. However, they often rejected challenges to retrieve easier ones.

## 5.2 RQ2: What testing behavior did the students exhibit?

On average, the students wrote 14.8 tests for the Analyzer project and 21.8 for the Fuzzer (Fig. 7c). One of the goals of their assignments was to achieve 100% line coverage (Fig. 7a) which they came close to achieving in both projects, with mean coverage percentages of 91.9% and 95.5% respectively. In terms of mutation scores (Fig. 7b), the students obtained a higher score in the Analyzer (mean 78.2%) compared to the Fuzzer (mean 65.2%), which may suggest that implementing and testing the Fuzzer was more challenging, for example, because of the necessity to use mocking techniques and special handling of edge cases. Despite this, the students received good grades overall for both projects (Fig. 7e), with mean grades of 87.4%, and 89.6% respectively. The students executed their projects

1. Write a test to cover line 48 in class `InstrumentationTransformer` in package `line_coverage.instrumentation` (created for branch main) 2 points Line Coverage

Store  
Reject

```

47. // Do not instrument our own internal classes or test classes
48. return !pClassName.startsWith(packageName) || pClassName.endsWith("Test*");
49. }
    
```

(a) A Line Coverage Challenge that is easy to solve

1. Write a test to kill the mutant at line 42 of method `transform()` in class `InstrumentationTransformer` in package `line_coverage.instrumentation` (created for branch main) 4 points Mutation

Store  
Reject

Write or update tests so that they fail on the mutant described below. Original code snippet

```

41. InstrumentationAdapter adapter = new InstrumentationAdapter(classWriter, pClassName);
42. reader.accept(adapter, ClassReader.EXPAND_FRAMES);
43. return classWriter.toByteArray();
    
```

Mutated line of code

```
42. Line removed
```

The mutated line is built from information provided by PIT and could be syntactically invalid or wrong. Please use along with the description in that case:

[removed call to org/objectweb/asm/ClassReader::accept](#)

(b) A Mutation Challenge that is hard to solve

Figure 6: Examples for easy and hard challenges

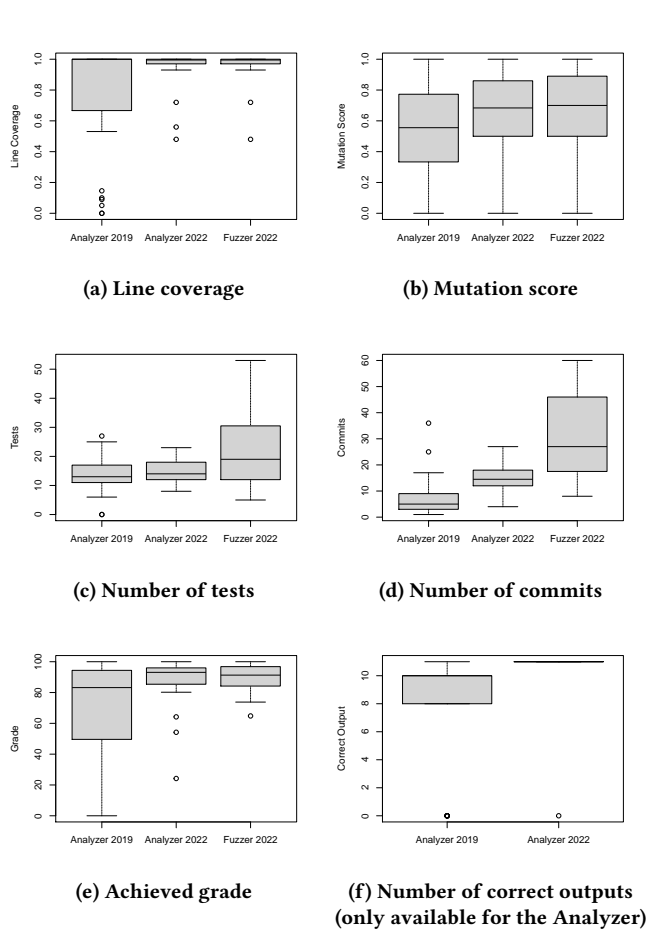


Figure 7: Statistics on the testing behavior

in the CI more than 1300 times, averaging almost 26 runs per student. The majority of these runs were successful (93%). The high number of runs can be attributed to the number of commits of both projects, as depicted in Fig. 7d (15 for Analyzer and 30 for Fuzzer).

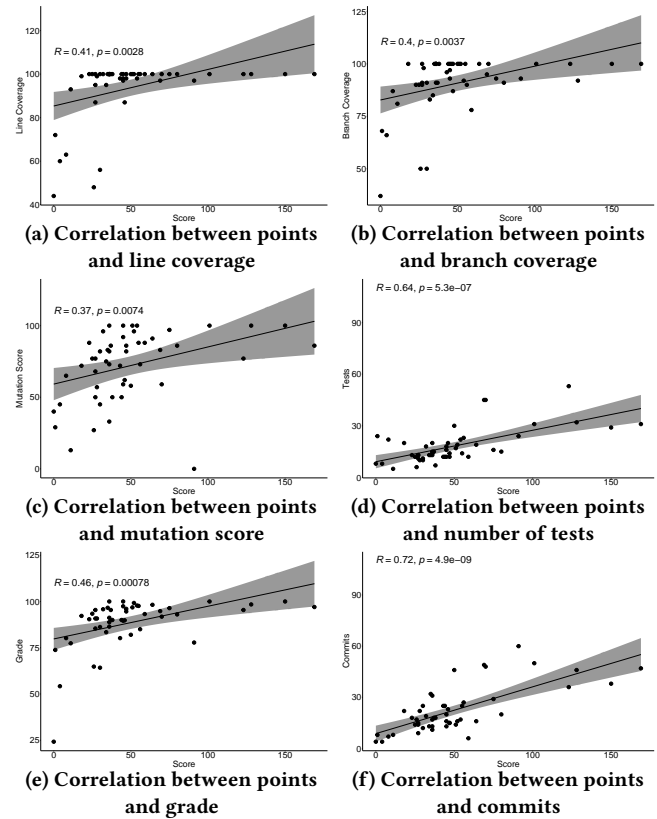


Figure 8: Correlations between the points achieved in GAMEKINS and different metrics of the both projects

There are significant correlations between the points accumulated by participants using GAMEKINS and various factors, including coverage (Fig. 8a and Fig. 8b), mutation score (Fig. 8c), number of tests (Fig. 8d) and commits (Fig. 8f), and grade (Fig. 8e) for both projects combined. These positive correlations demonstrate that engaging with GAMEKINS and positive testing behavior are indeed



```

commit ea40f3e4f53f614a0eefc15eb43ae4e6e137ad6a
Author: John Smith <smith@example.com>
Date: Tue Nov 19 16:26:18 2019 +0100

    fixed single class selection

commit daac3ffbf2443a897ebab68778e09f078bf89cf4
Author: John Smith <smith@example.com>
Date: Sat Nov 16 13:02:14 2019 +0100

    added tests

commit 3771900e5d6fffd54de0a18f694a6673b55d8eb44
Author: John Smith <smith@example.com>
Date: Wed Nov 6 22:28:18 2019 +0100

    coverage tracker implemented

commit 6616874eae1b68a88c4fbed3bc965f883701cebe
Author: John Smith <smith@example.com>
Date: Tue Oct 29 17:04:04 2019 +0000

    Initial commit
    
```

Figure 9: Complete git log of a student from 2019 (without GAMEKINS)

```

commit bf4660e4230d255ac2c08bdf498b3f2723934190
Author: John Doe <doe@example.com>
Date: Tue Jan 17 08:48:10 2023 +0100

    Refactored CoverageTracker for challenge.

commit 42fb38e7d59b640651779ab0a997eaa6593fef2e
Author: John Doe <doe@example.com>
Date: Sat Jan 14 11:35:22 2023 +0100

    Refactored CoverageTracker for challenge.

commit 1b701a9754f1f462ea273ea4cdac476688a4cad5
Author: John Doe <doe@example.com>
Date: Sat Jan 14 11:29:38 2023 +0100

    Added testTrackLineVisitForNotTrackedLine.

commit 52af03fc52da44c39abe898915e9416d82214a4
Author: John Doe <doe@example.com>
Date: Sat Jan 14 11:05:31 2023 +0100

    Added testGetClassTrackers for challenge.

commit 6e7c1ad86588077ab5266434ef817ed85b5bf198
Author: John Doe <doe@example.com>
Date: Fri Jan 13 14:19:16 2023 +0100

    Fixed build-error.
    
```

Figure 10: Excerpt git log of a student from 2022 (with GAMEKINS)

related, which is important since (1) it confirms that the gamification elements are meaningful and do not distract students, and (2) it suggests that challenges and quests are effective metrics for comparing and grading students in a software testing course.

Compared to the class of 2019 which did not use GAMEKINS, both classes performed similarly in terms of the number of tests (Fig. 7c) and line coverage (Fig. 7a). The mutation scores were higher in 2022 (Fig. 7b), although the difference is not statistically significant ( $p = 0.11$ ). The slight increase may be because students from 2019 stopped testing their projects once they achieved 100% coverage, while the students from 2022 continued to solve Mutation Challenges even after reaching high coverage. There is a significant difference ( $p < 0.001$ ) regarding the correctness of the outputs of the Analyzer (Fig. 7f): In 2022, almost all students had correct outputs (mean 10.6), whereas the students from 2019 had a lower mean of 8.3. This suggests that using GAMEKINS helped to identify bugs leading to incorrect output. This conjecture is supported by the

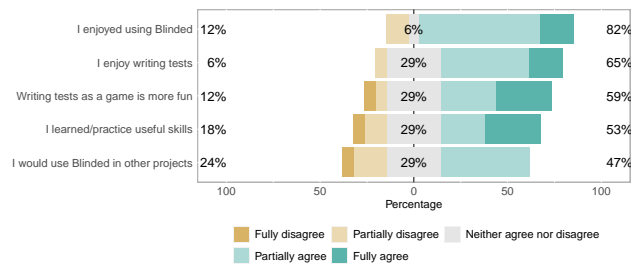


Figure 11: Responses regarding GAMEKINS

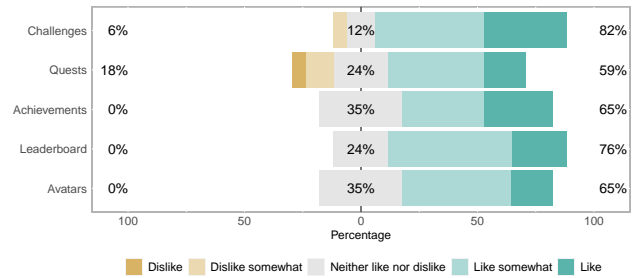


Figure 12: Responses regarding gamification elements

responses from the survey (G15), where two-thirds of the students stated that they discovered bugs while using GAMEKINS.

The commit histories also provide evidence of bugs being found, with individual commits referring to bugs being fixed. More generally, in the 2022 course, the students committed their code in a more fine-grained manner (Fig. 7d), which is evidence for their interactions with GAMEKINS. The mean number of commits in 2022 was 15, compared to 7 in 2019; this difference is statistically significant ( $p < 0.001$ ). Figure 10 shows an example commit history (git log) of a student of 2022 committing tests individually, whereas Fig. 9 exemplifies the common behavior from 2019 without GAMEKINS when students committed their code in only a few commits. Overall, these findings suggest that the students in 2022 were more diligent in committing their code and addressing bugs.

**Summary (RQ2):** Students engaged with writing tests and achieving high coverage and mutation scores, which is reflected by metrics as well as interactions with GAMEKINS. Compared to students not using GAMEKINS on the same projects, we find that GAMEKINS increased correct outputs and caused a higher frequency of commits.

### 5.3 RQ3: How did the students perceive the integration of GAMEKINS into their projects?

Figure 11 summarizes the survey responses: 82% of the students enjoyed the inclusion of GAMEKINS (G1) in the course, but they expressed substantially less enjoyment of writing tests (G2) in general (65%). Furthermore, 59% of the participants agreed that it is more enjoyable to write tests when using GAMEKINS compared to writing tests without it (G3). Approximately half of the students reported learning and practicing valuable skills for their future careers (G4) and expressed interest in using GAMEKINS in other projects (G5).

Considering the questions on the different gamification elements (Fig. 12), challenges were the most enjoyable aspect (G6–G10) for the majority of students (82%). Quests, on the other hand, received the most negative feedback, with 18% of students expressing dissatisfaction. The sequential nature of solving the steps of quests appears to be difficult, especially since the application being tested was small and had only few classes. This frustrated some students who found it challenging to progress without solving multiple steps at once. However, students appreciated the competitive aspect of the leaderboard and enjoyed the challenges and achievements.

Approximately 24% of the students reported feeling pressured to solve challenges (G12), with all of them expressing the desire to achieve a good grade in the course. While this likely holds for any required aspect of coursework, it raises the question of how well practitioners would engage with GAMEKINS. While a majority of the students (59%) stated that they wrote more tests using GAMEKINS (G13), an equal number of participants (59%) mentioned that they believed they wrote unnecessary tests just to solve challenges (G14). Unfortunately, no reasons were provided by these students. One possible explanation could be that they were required to achieve 100% coverage for their project, and any tests that went beyond that (such as those targeting mutants) were perceived as unnecessary. On the other hand, it may simply be the case that the 100% coverage requirement implied coverage on trivial code (e.g., getters or setters). However, neither of these reasons would be specific to GAMEKINS, but would equally apply to the underlying test metrics.

The students encountered several problems (F2–F4): Issues arose when they had to modify code such that this caused GAMEKINS to fail to locate relevant lines after the changes, thus automatically rejecting challenges. Sometimes Mutation Challenges were solvable on the students' computers but not in GAMEKINS, which was caused by changes in line numbers, modified code, or PIT not recognizing the mutant as killed. Smell Challenges also caused some confusion whenever it was not apparent without further explanation why a suggested change would improve the code in the given context. The students also faced problems with Quests, which sometimes were impossible to complete fully due to code changes. These issues will be addressed in future versions of GAMEKINS, for example by improving the tracking of code changes, rethinking the concept of Quests, and reducing the number of smells reported.

Overall, however, the students expressed satisfaction with the integration of GAMEKINS into the course (F1). They appreciated the small tasks assigned to them instead of being overwhelmed by a large number of missed scenarios. They particularly enjoyed the competitive aspect and the game-like interface, which provided hints and ideas for testing and improving tests and code.

**Summary (RQ3):** Students appreciated the integration of GAMEKINS and the implementation of tests in their coursework. They particularly enjoyed the challenges, but were less fond of quests. Some students felt they wrote more tests than necessary.

## 6 RELATED WORK

Gamification has been explored for incentivizing practitioners to write tests and adopt good testing practices [24]. For this, gamification has been integrated into integrated development environments [47], browsers [23], and continuous integration [3], with

results suggesting that gamification can improve test automation. There have also been attempts to gamify aspects of testing such as test-to-code traceability [37] or acceptance testing [40]. While we also address continuous integration, our gamification approach aims to influence testing behavior directly, rather than the adoption of tools, and we use more different gamification elements.

Gamification has also been applied to software testing education, incorporating different gamification elements and concepts. Unplugged approaches use tools like Lego or dice to teach testing concepts [33]. Others utilize virtual races [7], quizzes [12], business trainings [51], or board games [36]. Gamification has also been applied to tutorial systems for teaching software testing [16, 22] and to mutation testing [21]. Additionally, serious games have been developed to teach software testing [5, 46]. Most of these studies report that the use of gamification had a positive impact on testing, and our approach adds further evidence that this is the case. In contrast to prior work, our approach differs as gamification is integrated into the development process via CI, and it uses different gamification elements. However, gamification elements do not universally resolve the lack of motivation; a recent systematic mapping study identified negative effects such as lack of motivation and effectiveness in some cases [1]. In our study, such effects mainly occurred when there were technical issues with GAMEKINS.

## 7 CONCLUSIONS

Overall, the integration of the GAMEKINS plugin for Jenkins into the software testing course proved to be successful in engaging students in testing activities that go beyond formal requirements for the course using gamification elements such as challenges, quests, achievements, leaderboards, and avatars. This resulted in a significant improvement in the correctness of the programs they wrote as part of their coursework, and generally very positive feedback.

Our study revealed several opportunities to further improve GAMEKINS and its integration into a testing course. Specifically, the quests, challenges, and achievements should be reworked and refined to address issues such as when they are unsolvable with a better tracking of modified code. Additionally, an interesting suggestion made by students is to incorporate an IDE plugin to display challenges directly within the development environment. Ongoing work on GAMEKINS also includes the adoption of new programming languages and testing frameworks. While GAMEKINS has been effective in a university setting, evaluating its potential in an industry setting would also be valuable. Additionally, an evaluation using more complex student projects could provide valuable insights into team behavior and longer-term effects of GAMEKINS.

To support replications, all source code and experiment materials used in our study are available at:

<https://doi.org/10.6084/m9.figshare.23600925>

GAMEKINS is available at:

<https://gamekins.org>

## ACKNOWLEDGMENTS

This work is supported by the DFG under grant FR 2955/2-1.

## REFERENCES

- [1] Cláuvim Almeida, Marcos Kalinowski, Anderson Uchôa, and Bruno Feijó. 2023. Negative effects of gamification in education software: Systematic mapping and practitioner perceptions. *Information and Software Technology* 156 (2023). <https://doi.org/10.1016/j.infsof.2022.107142>
- [2] Mark Ardis, David Budgen, Gregory W. Hislop, Jeff Offutt, Mark Sebern, and Willem Visser. 2015. SE 2014: Curriculum Guidelines for Undergraduate Degree Programs in Software Engineering. *Computer* 48, 11 (2015). <https://doi.org/10.1109/MC.2015.345>
- [3] Patrick Ayoup, Diego Elias Costa, and Emad Shihab. 2022. Achievement unlocked: a case study on gamifying DevOps practices in industry. In *Proceedings of the 30th ACM Joint European Software Engineering Conference and Symposium on the Foundations of Software Engineering*. <https://doi.org/10.1145/3540250.3558948>
- [4] Kent L. Beck. 2003. *Test-driven Development - by example*. Addison-Wesley.
- [5] Jonathan Bell, Swapneel Sheth, and Gail Kaiser. 2011. Secret ninja testing with HALO software engineering. In *Proceedings of the 4th international workshop on Social software engineering*.
- [6] Moritz Beller, Georgios Gousios, Annibale Panichella, and Andy Zaidman. 2015. When, how, and why developers (do not) test in their IDEs. In *Proceedings of the 2015 10th Joint Meeting on Foundations of Software Engineering, ESEC/FSE, Elisabetta Di Nitto, Mark Harman, and Patrick Heymans (Eds.)*. <https://doi.org/10.1145/2786805.2786843>
- [7] Raquel Blanco, Manuel Trinidad, María José Suárez-Cabal, Alejandro Calderón, Mercedes Ruiz, and Javier Tuya. 2023. Can gamification help in software testing education? Findings from an empirical study. *Journal of Systems and Software* 200 (2023). <https://doi.org/10.1016/j.jss.2023.111647>
- [8] G. Booch, R.A. Maksimchuk, M.W. Engle, J. Conallen, B.J. Young, and K.A. Houston. 1991. *Object-oriented Analysis and Design with Applications*. <https://books.google.de/books?id=3NQgAQAAIAAJ>
- [9] David A. Carrington. 1997. Teaching software testing. In *Proceedings of the ACM SIGCSE 2nd Australasian Conference on Computer Science Education, ACSE 1997, Melbourne, Victoria, Australia, 1997 (ACM International Conference Proceeding Series, Vol. 2)*, Harald Søndergaard and A. John Hurst (Eds.). <https://doi.org/10.1145/299359.299369>
- [10] Israel Cohen, Yiteng Huang, Jingdong Chen, Jacob Benesty, Jacob Benesty, Jingdong Chen, Yiteng Huang, and Israel Cohen. 2009. Pearson correlation coefficient. *Noise reduction in speech processing* (2009).
- [11] Gabriela Martins de Jesus, Fabiano Cutigi Ferrari, Daniel de Paula Porto, and Sandra Camargo Pinto Ferraz Fabbri. 2018. Gamification in Software Testing: A Characterization Study. In *Proceedings of the III Brazilian Symposium on Systematic and Automated Software Testing, SAST*. <https://doi.org/10.1145/3266003.3266007>
- [12] Gabriela Martins de Jesus, Leo Natan Paschoal, Fabiano Cutigi Ferrari, and Simone R. S. Souza. 2019. Is It Worth Using Gamification on Software Testing Education?: An Experience Report. In *Proceedings of the XVIII Brazilian Symposium on Software Quality, SBQS*. <https://doi.org/10.1145/3364641.3364661>
- [13] Ronnie Edson de Souza Santos, Cleyton Vanut Cordeiro de Magalhães, Jorge da Silva Correia-Neto, Fabio Queda Bueno da Silva, Luiz Fernando Capretz, and Rodrigo Souza. 2017. Would You Like to Motivate Software Testers? Ask Them How. In *ACM/IEEE International Symposium on Empirical Software Engineering and Measurement, ESEM*. <https://doi.org/10.1109/ESEM.2017.16>
- [14] Anca Deak, Tor Stålhane, and Guttorm Sindre. 2016. Challenges and strategies for motivating software testing personnel. *Inf. Softw. Technol.* 73 (2016). <https://doi.org/10.1016/j.infsof.2016.01.002>
- [15] Sebastian Deterding, Dan Dixon, Rilla Khaled, and Lennart E. Nacke. 2011. From game design elements to gamefulness: defining "gamification". In *Proceedings of the 15th International Academic MindTrek Conference: Envisioning Future Media Environments*. <https://doi.org/10.1145/2181037.2181040>
- [16] Sebastian Elbaum, Suzette Person, Jon Dokulil, and Matt Jorde. 2007. Bug hunt: Making early software testing lessons engaging and affordable. In *29th International Conference on Software Engineering (ICSE'07)*. IEEE.
- [17] Martin Fowler. 1999. *Refactoring - Improving the Design of Existing Code*. <http://martinfowler.com/books/refactoring.html>
- [18] Alberto César Cavalcanti França. 2014. A theory of motivation and satisfaction of software engineers. (2014).
- [19] A. César C. França, Helen Sharp, and Fabio Q. B. da Silva. 2014. Motivated software engineers are engaged and focused, while satisfied ones are happy. In *2014 ACM-IEEE International Symposium on Empirical Software Engineering and Measurement, ESEM*. <https://doi.org/10.1145/2652524.2652545>
- [20] César França, Fabio Q. B. da Silva, and Helen Sharp. 2020. Motivation and Satisfaction of Software Engineers. *IEEE Transactions on Software Engineering* 46, 2 (2020). <https://doi.org/10.1109/TSE.2018.2842201>
- [21] Gordon Fraser, Alessio Gambi, Marvin Kreis, and José Miguel Rojas. 2019. Gamifying a software testing course with code defenders. In *Proceedings of the 50th ACM Technical Symposium on Computer Science Education*.
- [22] Yujian Fu and Peter J. Clarke. 2016. Gamification-based cyber-enabled learning environment of software testing. *submitted to the 123rd American Society for Engineering Education (ASEE)-Software Engineering Constituent* (2016).
- [23] Tommaso Fulcini and Luca Ardito. 2022. Gamified Exploratory GUI Testing of Web Applications: a Preliminary Evaluation. In *2022 IEEE International Conference on Software Testing, Verification and Validation Workshops (ICSTW)*. <https://doi.org/10.1109/icstw55395.2022.00045>
- [24] Tommaso Fulcini, Riccardo Coppola, Luca Ardito, and Marco Torchiano. 2023. A Review on Tools, Mechanics, Benefits, and Challenges of Gamified Software Testing. *Comput. Surveys* (2023). <https://doi.org/10.1145/3582273>
- [25] Vahid Garousi, Austen Rainer, Per Lauvås, and Andrea Arcuri. 2020. Software-testing education: A systematic literature mapping. *Journal of Systems and Software* 165 (2020), 110570. <https://doi.org/10.1016/j.jss.2020.110570>
- [26] D. Geer. 2005. Eclipse becomes the dominant Java IDE. *Computer* 38, 7 (2005). <https://doi.org/10.1109/MC.2005.228>
- [27] Marko Ivanković, Goran Petrović, René Just, and Gordon Fraser. 2019. Code coverage at Google. In *Proceedings of the 2019 27th ACM Joint Meeting on European Software Engineering Conference and Symposium on the Foundations of Software Engineering*. 955–963.
- [28] Yue Jia and Mark Harman. 2011. An Analysis and Survey of the Development of Mutation Testing. *IEEE Transactions on Software Engineering* 37, 5 (2011). <https://doi.org/10.1109/TSE.2010.62>
- [29] Edward L. Jones. 2001. Integrating testing into the curriculum - arsenic in small doses. In *Proceedings of the 32nd SIGCSE Technical Symposium on Computer Science Education, SIGCSE*. <https://doi.org/10.1145/364447.364617>
- [30] PK Kapur, AK Shrivastava, and Ompal Singh. 2017. When to release and stop testing of a software. *Journal of the Indian Society for Probability and Statistics* 18, 1 (2017).
- [31] Herb Krasner. 2022. THE COST OF POOR SOFTWARE QUALITY IN THE US: A 2022 REPORT. <https://www.it-cisq.org/the-cost-of-poor-quality-software-in-the-us-a-2022-report>. Accessed: 30.06.2023.
- [32] Daniel E Krutz, Samuel A Malachowsky, and Thomas Reichlmayr. 2014. Using a real world project in a software testing course. In *Proceedings of the 45th ACM technical symposium on Computer science education*. 49–54.
- [33] Beáta Lőrincz, Bogdan Iudean, and Andreea Vescan. 2021. Experience report on teaching testing through gamification. In *Proceedings of the 3rd International Workshop on Education through Advanced Software Engineering and Artificial Intelligence*. <https://doi.org/10.1145/3472673.3473960>
- [34] H. B. Mann and D. R. Whitney. 1947. On a Test of Whether one of Two Random Variables is Stochastically Larger than the Other. *The Annals of Mathematical Statistics* 18, 1 (1947). <https://doi.org/10.1214/aoms/1177730491>
- [35] Will Marrero and Amber Settle. 2005. Testing first: emphasizing testing in early programming courses. In *Proceedings of the 10th Annual SIGCSE Conference on Innovation and Technology in Computer Science Education, ITCSE*. <https://doi.org/10.1145/1067445.1067451>
- [36] Gabriel Goncalves Moreira, Sheila Reinehr, Andreia Malucelli, and Frederick Van Amstel. 2022. ProTesters: a board game for teaching the testing process. In *Proceedings of the XXI Brazilian Symposium on Software Quality*. <https://doi.org/10.1145/3571473.3571503>
- [37] Reza Meimandi Parizi. 2016. On the gamification of human-centric traceability tasks in software testing and coding. In *14th IEEE International Conference on Software Engineering Research, Management and Applications, SERA, Yeong-Tae Song (Ed.)*. <https://doi.org/10.1109/SERA.2016.7516146>
- [38] Goran Petrovic, Marko Ivankovic, Gordon Fraser, and René Just. 2022. Practical Mutation Testing at Scale: A view from Google. *IEEE Trans. Software Eng.* 48, 10 (2022), 3900–3912. <https://doi.org/10.1109/TSE.2021.3107634>
- [39] Karen Robson, Kirk Plangger, Jan H Kietzmann, Ian McCarthy, and Leyland Pitt. 2015. Is it all a game? Understanding the principles of gamification. *Business horizons* 58, 4 (2015).
- [40] Simon André Scherr, Frank Elberzhager, and Konstantin Holl. 2018. Acceptance testing of mobile applications: automated emotion tracking for large user groups. In *Proceedings of the 5th International Conference on Mobile Software Engineering and Systems, MOBILESoft@ICSE*. <https://doi.org/10.1145/3197231.3197259>
- [41] Frank Philip Seth, Ossi Taipale, and Kari Smolander. 2014. Organizational and customer related challenges of software testing: An empirical study in 11 software companies. In *2014 IEEE Eighth International Conference on Research Challenges in Information Science (RCIS)*. IEEE.
- [42] Leif Singer and Kurt Schneider. 2012. It was a bit of a race: Gamification of version control. In *2012 Second International Workshop on Games and Software Engineering: Realizing User Engagement with Game Engineering Techniques (GAS)*.
- [43] Eliezo Soares, Gustavo Sizilio, Jadson Santos, Daniel Alencar da Costa, and Uirá Kulesza. 2022. The effects of continuous integration on software development: a systematic literature review. *Empir. Softw. Eng.* 27, 3 (2022). <https://doi.org/10.1007/s10664-021-10114-1>
- [44] Andreas Spillner and Tilo Linz. 2019. *Basiswissen Softwaretest: Aus-und Weiterbildung zum Certified Tester-Foundation Level nach ISTQB®-Standard*.
- [45] Klaas-Jan Stol, Mario Schaarschmidt, and Shelly Goldblit. 2022. Gamification in software engineering: the mediating role of developer engagement and job satisfaction. *Empir. Softw. Eng.* 27, 2 (2022). <https://doi.org/10.1007/s10664-021-10062-w>

- [46] Philipp Straubinger, Laura Caspari, and Gordon Fraser. 2023. Code Critters: A Block-Based Testing Game. In *IEEE International Conference on Software Testing, Verification and Validation, ICST - Workshops*. <https://doi.org/10.1109/ICSTW58534.2023.00077>
- [47] Philipp Straubinger and Gordon Fraser. 2022. Gamekins: Gamifying Software Testing in Jenkins. In *Proceedings of the ACM/IEEE 44th International Conference on Software Engineering: Companion Proceedings* (Pittsburgh, Pennsylvania) (ICSE '22). New York, NY, USA. <https://doi.org/10.1145/3510454.3516862>
- [48] Arie Van Deursen, Leon Moonen, Alex Van Den Bergh, and Gerard Kok. 2001. Refactoring test code. In *Proceedings of the 2nd international conference on extreme programming and flexible processes in software engineering (XP2001)*. Citeseer.
- [49] Pradeep Kashinath Waychal and Luiz Fernando Capretz. 2016. Why a Testing Career Is Not the First Choice of Engineers. (2016). <http://arxiv.org/abs/1612.00734>
- [50] Elaine J. Weyuker, Thomas J. Ostrand, JoAnne Brophy, and Rathna Prasad. 2000. Clearing a Career Path for Software Testers. *IEEE Software* 17, 2 (2000). <https://doi.org/10.1109/52.841696>
- [51] Zornitsa Yordanova. 2019. Educational Innovations and Gamification for Fostering Training and Testing in Software Implementation Projects. In *Software Business - 10th International Conference, ICSOB (Lecture Notes in Business Information Processing, Vol. 370)*. [https://doi.org/10.1007/978-3-030-33742-1\\_23](https://doi.org/10.1007/978-3-030-33742-1_23)
- [52] Fiorella Zampetti, Carmine Vassallo, Sebastiano Panichella, Gerardo Canfora, Harald C. Gall, and Massimiliano Di Penta. 2020. An empirical characterization of bad practices in continuous integration. *Empirical Software Engineering* 25, 2 (2020). <https://doi.org/10.1007/s10664-019-09785-8>
- [53] Hong Zhu, Patrick A. V. Hall, and John H. R. May. 1997. Software Unit Test Coverage and Adequacy. *ACM Comput. Surv.* 29, 4 (1997). <https://doi.org/10.1145/267580.267590>