

# Deductive Beam Search: Decoding Deducible Rationale for Chain-of-Thought Reasoning

Tinghui Zhu<sup>\*1</sup> Kai Zhang<sup>\*2</sup> Jian Xie<sup>1</sup> Yu Su<sup>2</sup>

## Abstract

Recent advancements have significantly augmented the reasoning capabilities of Large Language Models (LLMs) through various methodologies, especially chain-of-thought (CoT) reasoning. However, previous methods fail to address reasoning errors in intermediate steps, leading to accumulative errors. In this paper, we propose **Deductive Beam Search** (DBS), which seamlessly integrates CoT and deductive reasoning with step-wise beam search for LLMs. Our approach deploys a verifier, verifying the deducibility of a reasoning step and its premises, thus alleviating the error accumulation. Furthermore, we introduce a scalable and labor-free data construction method to amplify our model’s verification capabilities. Extensive experiments demonstrate that our approach significantly enhances the base performance of LLMs of various scales (7B, 13B, 70B, and ChatGPT) across 8 reasoning datasets from 3 diverse reasoning genres, including arithmetic, commonsense, and symbolic. Moreover, our analysis proves DBS’s capability of detecting diverse and subtle reasoning errors and robustness on different model scales<sup>1</sup>.

## 1. Introduction

Machine reasoning has witnessed tremendous progress thanks to the emergence of Large Language Models (LLMs) (OpenAI, 2023; Google, 2023a;b; Meta, 2023). The power of LLMs activates the ability to conduct step-by-step chain-of-thought (CoT) reasoning (Wei et al., 2022b;a), significantly boosting the performance of reasoning tasks (Wang et al., 2022; Paul et al., 2023; Lyu et al., 2023).

<sup>\*</sup>The first two author contribute equally. Work done during Tinghui Zhu’s internship at OSU NLP Group. <sup>1</sup>School of Computer Science, Fudan University <sup>2</sup>The Ohio State University. Correspondence to: Tinghui Zhu <thzhu22@m.fudan.edu.cn>, Kai Zhang <zhang.13253@osu.edu>, Yu Su <su.809@osu.edu>.

<sup>1</sup>Code is available at <https://github.com/OSU-NLP-Group/Deductive-Beam-Search>.

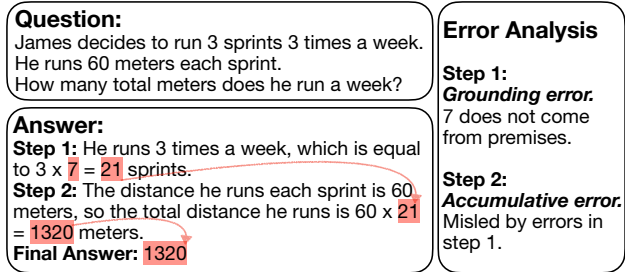


Figure 1. Example of error in an intermediate step leading to accumulative error from *Llama2-7b*. The dependency on intermediate steps introduces accumulative errors in the reasoning process.

Although CoT reasoning has demonstrated the superiority of step-by-step reasoning, its dependency on intermediate steps inevitably introduce accumulative errors (Du et al., 2023; Yu et al., 2023) in the process, as shown in Figure 1. Previous research that alleviates these errors lies in two main paradigms: 1) *Answer aggregation across multiple rationales*. They utilize majority voting (Wang et al., 2022) or deploy a verifier to score on each rationale (Li et al., 2023). However, these methods do not directly address errors in the reasoning process, undermining the reliability of their outcomes. 2) *Intermediate step correction*. This line of works decomposes the reasoning path into reasoning steps and applies self-correction on each step (Weng et al., 2023; Ling et al., 2023; Paul et al., 2023; Xie et al., 2023). Yet, recent research finds that, without external feedback, LLMs tend to modify reasoning steps regardless of their correctness (Huang et al., 2023; Hong et al., 2023).

Previous works fail to address reasoning errors in intermediate steps, compromising the ability to conduct systematic reasoning. To mitigate this issue, we embrace the principle of deductive reasoning (Clark, 1969; Johnson-Laird, 1999; 2010) to navigate CoT. In deductive reasoning, every step logically follows its premises, where a deducible reasoning step is termed a **logical consequence** (Dinkmeyer, 1976; Hanson, 1997). A key attribute of logical consequence is that if the premises hold, the deducible reasoning step is true, suggesting a correct outcome. Inspired by this attribute, we propose to navigate CoT towards a more deducible path.

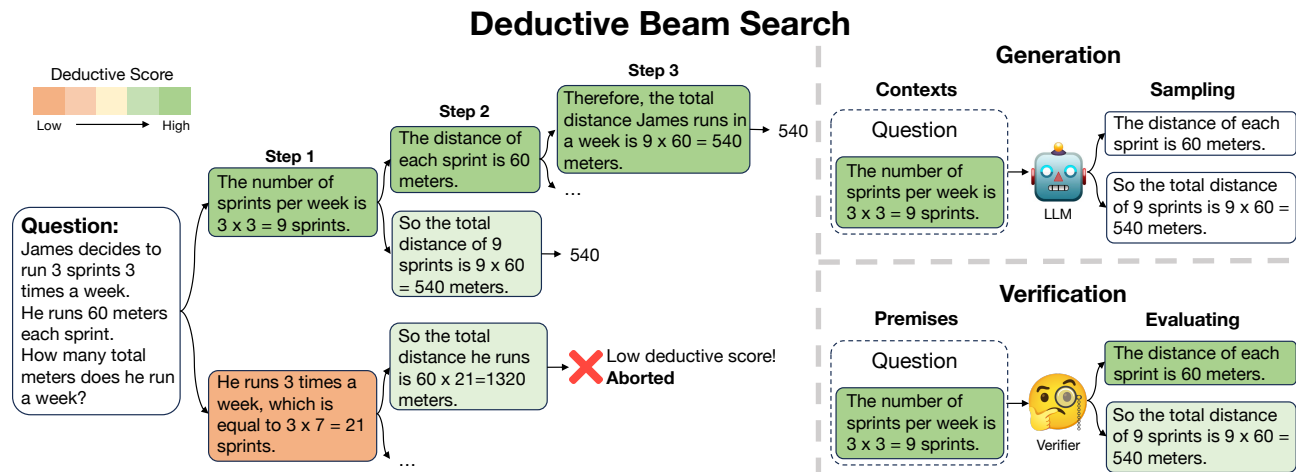


Figure 2. Overview of Deductive Beam Search. We illustrate the process under the configuration of beam size 2 and sampling times 2.

Nonetheless, challenges arise when introducing the principle of deductive reasoning into CoT reasoning without changing the standard prompt paradigm and the parameters of LLMs. **1) Navigation on CoT reasoning.** Since LLMs cannot always conduct correct deductive reasoning, they have to explore the potential reasoning space and then choose reasoning steps that are more likely to be deducible, which brings the trade-off between exploration and exploitation (Donoso et al., 2014; Dasgupta et al., 2019). **2) Verification of deducibility.** On one hand, previous research shows it is hard for LLMs to detect reasoning errors (Hong et al., 2023). On the other hand, symbolic reasoning engines (Cavada et al., 2014; Li et al., 2018) can reliably verify the correctness. However, transferring natural language to symbolic language without losing generality remains an unsolved problem in machine reasoning.

Confronted with these challenges, we propose **Deductive Beam Search (DBS)**, adaptable to all models and settings, as shown Figure 2. For the trade-off challenge, we decompose the reasoning process into reasoning steps and incorporate step-wise beam search. In terms of the verification challenge, we propose a deductive verifier, which takes a reasoning step and its premises as inputs and outputs a deductive score, evaluating the logical coherence between them. Specifically, LLM samples a list of potential reasoning steps to explore. Then, our deductive verifier exploits by selecting steps that are more deducible. To train an effective verifier, we propose a scalable way of synthesizing fine-grained and diverse deductive reasoning errors without human annotation. Initially, the verifier is trained to verify heuristically synthesized wrong steps with typical reasoning error patterns. Subsequently, we ask LLMs to generate reasoning steps where false ones detected by our verifier serve as hard negatives. These hard negatives are adopted to train a deductive verifier with model feedback.

As we aim to enable LLMs to decode more deducible reasoning paths, DBS can be integrated with answer-aggregation-based methods. We evaluate our methods across 5 arithmetic reasoning tasks, 2 commonsense reasoning tasks, and 1 symbolic reasoning task in single chain setting and multiple chain setting. The improvements can be expected not only on models of all scales and diverse model families but also under different settings. Concretely, taking arithmetic reasoning tasks as an example, the average improvement is 5.3% / 3.2% on Llama2-7b / ChatGPT under single chain setting and 3.9% / 2.5% under multiple chain setting. Moreover, we comprehensively analyze our verifier, demonstrating its capability of detecting diverse and subtle reasoning errors and robustness on different model scales.

## 2. Deductive Beam Search

We begin by formulating multi-step CoT reasoning with step-wise beam search before describing DBS. For notation convenience, we denote  $[n]$  to be a set of natural numbers from 1 to  $n$ , and  $\mathbf{v}_{[n]} = [v_1, v_2, \dots, v_n]$  represents the first  $n$  elements of  $\mathbf{v}$ , where  $\mathbf{v}_{[0]} = []$  representing an empty sequence. Specifically, we denote tokens as  $y$ .

### 2.1. Multi-Step Chain-of-Thought Reasoning

Standard chain-of-thought reasoning (Wei et al., 2022b) generates the whole reasoning path for the final outcome. Formally, given the question  $\mathbf{q}$ , CoT formulates the answer distribution  $\Pr_{LM}(a|\mathbf{q})$  as a product of the rationales generation distribution  $\Pr_{LM}(\mathbf{r}_{[t]}|\mathbf{q})$  and a final answer distribution  $\Pr_{LM}(a|\mathbf{r}_{[t]})$ , which is:

$$\Pr_{LM}(a|\mathbf{q}) = \Pr_{LM}(a|\mathbf{r}_{[t]}) \times \Pr_{LM}(\mathbf{r}_{[t]}|\mathbf{q}), \quad (1)$$

where  $\mathbf{r}_{[t]} = [\mathbf{r}_1, \mathbf{r}_2, \dots, \mathbf{r}_t]$  is a complete reasoning path, and  $t$  is the number of steps required to complete the rea-

soning process. Each  $\mathbf{r} = [y_1, y_2, \dots, y_l]$  is an intermediate reasoning step, where  $l$  is its token length.

Problems in this setting lie in the complexity of navigating the generation of  $\mathbf{r}_{[t]}$ , which are sampled as a whole directly from language models, a process wherein errors can accumulate (Zhang et al., 2023a). To avoid error accumulation and navigate the reasoning process, we decompose the process of generating  $\mathbf{r}_{[t]}$  as:

$$\begin{aligned} \Pr_{LM}(\mathbf{r}_{[t]}|\mathbf{q}) &= \Pr_{LM}(\mathbf{r}_1|\mathbf{q}) \times \prod_{i=1}^{t-1} \Pr_{LM}(\mathbf{r}_{i+1}|\mathbf{q}, \mathbf{r}_{[i]}) \\ &= \prod_{i=0}^{t-1} \Pr_{LM}(\mathbf{r}_{i+1}|\mathbf{q}, \mathbf{r}_{[i]}). \end{aligned} \quad (2)$$

As Equation 2 suggested, at timestamp  $i$ , the language model generates the next reasoning step  $\mathbf{r}_i$  based on previous premises, which is  $\mathbf{r}_i \sim \Pr_{LM}(\mathbf{r}_i|\mathbf{q}, \mathbf{r}_{[i-1]})$ . This formulation follows the principle of deductive reasoning.

## 2.2. Step-wise Beam Search

Under beam size  $m$ , traditional beam search decodes at token level, which stores Top- $m$  candidate tokens, and uses them for future decoding. Formally, we denote the log-probability of LM generating the  $k$ -th tokens as  $\phi(y_k) = \log \Pr_{LM}(y_k|y_1, y_2, \dots, y_{k-1}, \mathbf{x}) = \log \Pr_{LM}(y_k|\mathbf{y}_{[k-1]}, \mathbf{x})$ , and the log-probability of a solution at timestamp  $k$  as  $\Phi(\mathbf{y}_{[k]}) = \sum_{i \in [k]} \phi(y_i)$ . Given a set of  $m$  previous solutions at timestamp  $i$  as  $Y_{i-1} = \{\mathbf{y}_{[i-1]}^1, \mathbf{y}_{[i-1]}^2, \dots, \mathbf{y}_{[i-1]}^m\}$ , beam search generates as:

$$Y_{[i]} = \arg \max_{\mathbf{y}_{[i]}^1, \mathbf{y}_{[i]}^2, \dots, \mathbf{y}_{[i]}^m} \sum_{k \in [m]} \Phi(\mathbf{y}_{[i]}^k). \quad (3)$$

However, in reasoning tasks, it is hard to verify whether a single token is deducible. Thus, we assign a reasoning step  $\mathbf{r}$  as the minimal unit in step-wise beam search. Formally, we denote the log-probability of generating the  $k$ -th reasoning step as  $\psi(\mathbf{r}_k) = \Phi(\mathbf{y})$  and the log-probability of a solution at timestamp  $k$  to be  $\Psi(\mathbf{r}_{[k]}) = \sum_{i \in [k]} \psi(\mathbf{r}_i)$ . Given a set of  $m$  previous solutions at timestamp  $i$  as  $R_{[i-1]} = \{\mathbf{r}_{[i-1]}^1, \mathbf{r}_{[i-1]}^2, \dots, \mathbf{r}_{[i-1]}^m\}$ , step-wise beam search infers as:

$$R_{[i]} = \arg \max_{\mathbf{r}_{[i]}^1, \mathbf{r}_{[i]}^2, \dots, \mathbf{r}_{[i]}^m} \sum_{k \in [m]} \Psi(\mathbf{r}_{[i]}^k). \quad (4)$$

Combining multi-step CoT reasoning with step-wise beam search balances exploration and exploitation in reasoning tasks. However, confidence scores from language models cannot verify logical consequence between a reasoning step and its premises. To tackle this problem, we propose to constrain the step-wise beam search with deductive scores.

## 2.3. Deductive Verification Constrained Beam Search

To verify the logical coherence between a reasoning step and its premises, we propose to train a deductive verifier since LLM itself often fails to detect reasoning errors (Hong et al., 2023). Formally, given premises  $\mathbf{c}_{[i]} = [\mathbf{c}_1, \mathbf{c}_2, \dots, \mathbf{c}_i]$  and the candidate reasoning step  $\mathbf{r}$ , the deductive score can be formulated as:  $s = f(\mathbf{c}_{[i]}, \mathbf{r}) = \Pr_f(\mathbf{r}|\mathbf{c}_1, \mathbf{c}_2, \dots, \mathbf{c}_i)$ , where  $f$  is the deductive verifier function. The details of the deductive verifier are illustrated in Section 3. Then, we utilize the deductive verifier to constrain the step-wise beam search. To clearly illustrate the process, we show the case how, given one antecedent solution beam  $\mathbf{r}_{[i-1]} \in R_{[i-1]}$  at timestamp  $i$ , reasoning steps are sampled and scored.

In the exploration phase of beam search, the language model samples a list of potential reasoning steps. Concretely, for sampling times  $n$ , the question  $\mathbf{q}$  and  $\mathbf{r}_{[i-1]}$  form the current context  $\mathbf{c}_{[i]} = [\mathbf{q}, \mathbf{r}_{[i-1]}]$ , and we can sample a set of  $n$  possible reasoning steps  $\hat{R}_i = \{\mathbf{r}_1, \mathbf{r}_2, \dots, \mathbf{r}_n\}$ , where  $\mathbf{r} \sim \Pr_{LM}(\mathbf{r}|\mathbf{q}, \mathbf{r}_{[i-1]})$ . Concatenating  $\mathbf{r} \in \hat{R}_i$  with  $\mathbf{r}_{[i-1]}$  generates candidate reasoning chains set  $\hat{R}_{[i]} = \{[\mathbf{r}_{[i-1]}, \mathbf{r}_1], [\mathbf{r}_{[i-1]}, \mathbf{r}_2], \dots, [\mathbf{r}_{[i-1]}, \mathbf{r}_n]\}$  at timestamp  $i$ .

In terms of exploitation, instead of using the language model probability  $\Pr_{LM}(\mathbf{r}|\mathbf{c}_{[i]})$  to evaluate these reasoning steps, deductive verification scores  $S = \{s_1, s_2, \dots, s_n\}$  of candidate reasoning paths  $\hat{R}_i$  are applied. Each score  $s_j, j \in [n]$  is calculated by multiplying the score of  $\mathbf{r}_{[i-1]}$  and the score of each candidate reasoning step, that is:

$$\begin{aligned} s_j &= \mathbf{s}([\mathbf{r}_{[i-1]}, \mathbf{r}_j]) = \mathbf{s}(\mathbf{r}_{[i-1]}) \times \Pr_f(\mathbf{r}_j|\mathbf{q}, \mathbf{r}_{[i-1]}) \\ &= \prod_{k=1}^i \Pr_f(\mathbf{r}_k|\mathbf{q}, \mathbf{r}_{[k-1]}), \end{aligned} \quad (5)$$

which follows the autoregressive factorization form and allows us to apply on the beam search algorithm.

Consequently, LM generates  $n$  times for each beam at each step, sampling a total number of  $m \times n$  candidate reasoning steps. After scoring on these steps, the top  $m$  of them are selected according to the deductive score. This cycle of exploration and exploitation repeats until the final answer is generated or it reaches the upper limit of reasoning length.

## 3. Deductive Verifier

As stated above, a deductive verifier evaluates whether the reasoning step can be deduced from previous contexts, which resembles a natural language inference (NLI) task. Thus, we use *deberta-v3-large* (He et al., 2023), which achieves the best performance across various NLI benchmarks despite its small size, as the backbone. A small scalar head is adopted to predict deductive scores based on embedding the [CLS] token.

Table 1. Examples of heuristically synthesized false reasoning steps. The notations correspond to the notations in Section 3.

| Context  | Type       | Not.            | Reasoning Step  | Error Reason   |
|--|------------|-----------------|---|--|
| Randy has some money. He spent \$10 buying his lunch. He spent a quarter of the money he had left on an ice cream cone. If the ice cream cone cost \$5, what is the amount of money, in dollars, Randy had at first? | Gold       | $\mathbf{r}$    | Randy has $5*4=20$ dollars left after buying lunch.                   | -  |
|  | Grounding  | $\mathbf{r}'_1$ | Randy has $10*4=40$ dollars left after buying lunch.                  | Minor token-level error, hard for models to detect.                            |
|  | Logic      | $\mathbf{r}'_2$ | At first, Randy had a sum of $20+10=30$ dollars.                      | Logic-level error caused by reversed steps, not following deductive reasoning. |
|  | Irrelevant | $\mathbf{r}'_3$ | He eats 65 black cookies from the cookie jar, with $1/2 * 130 = 65$ . | Major error, completely incoherent with the context.                           |

However, the difficulties of training a deductive verifier primarily reside in the training data quality and the training method. Changing one single token could lead to various errors, which is hard for any model to detect. Furthermore, the lack of high-quality false deductive reasoning step hinges on the training of the verifier. To fully understand how LLMs make mistakes, we dive into the incorrect samples generated by LLMs. From the perspective of deductive reasoning, there are two main classes of reasoning errors: grounding errors and logic errors (Ling et al., 2023). Most grounding errors happening in the reasoning process can be detected by finding the contradiction between the context given and the generated rationales, while the latter ones are illogical reasoning steps deduced from the previous context.

Thus, we propose a scalable and labor-free data construction method and a ranking-based training framework to teach the verifier to detect false reasoning steps. The whole training is divided into two stages. In stage 1, we heuristically corrupt gold reasoning steps to simulate typical false reasoning and train the verifier to detect them. In stage 2, the verifier trained from stage 1 is deployed to detect potential false reasoning steps generated by LLMs, bridging the gap between synthetic data and real-world data. Consequently, the model from stage 1 is continue-trained.

### 3.1. A General Deductive Verifier

In the first stage, we require the verifier to detect two general types of reasoning errors: grounding error and logic error. However, such fine-grained step-wise data is hard to annotate. Thus, we propose to synthesize false reasoning steps automatically.

Since it is hard to edit natural language to meet our demands, we turn to arithmetic reasoning, which can be viewed as a middle ground between symbols and natural language. In terms of reasoning steps with grounding errors, we randomly replace one of the numbers on the left side of the equation in the gold reasoning step with numbers existing in previous contexts or randomly generated numbers to simulate false grounding or hallucinations. As for logic errors, we randomly select reasoning steps after the current gold reasoning step. Under this circumstance, the reasoning process is reversed and disrupted, making it a logic error.

Moreover, to enhance the understanding of the model for this task, we use randomly selected reasoning steps across the whole dataset as an irrelevant false reasoning step. The examples of these errors are shown in Table 1.

To provide fine-grained supervision for error detection, we use margin ranking (Shashua & Levin, 2002) to model the task. Specifically, given context  $\mathbf{c}$ , gold reasoning step  $\mathbf{r}$ , and three false reasoning steps  $\mathbf{r}'_1$ ,  $\mathbf{r}'_2$ , and  $\mathbf{r}'_3$ , respectively representing grounding error, logic error, and irrelevant reasoning step, the verifier  $f$  scores all the candidates through  $s = f(\mathbf{c}, \mathbf{r})$ , which outputs four scores  $s$ ,  $s'_1$ ,  $s'_2$ , and  $s'_3$ . Then, the loss of ranking these reasoning steps is formulated as the weighted sum of three margin ranking losses:

$$\mathcal{L} = - \sum_{i=1}^3 \alpha_i \times (s - s'_i - m_i), \quad (6)$$

where  $m_i$  is the hyper-parameter controlling the margin and  $\alpha_i$  is the hyper-parameter weighing each loss.

### 3.2. Deductive Verifier with Model Feedback

In the first stage, we train a general deductive verifier, but the wrong samples synthesized heuristically are less diverse than the ones encountered during inference. To bridge the gap between synthesized data and real-world data, we use the verifier from stage 1 to detect false reasoning steps generated by an actual language model, where we choose *Llama2-7b* for the generation. The reason why we choose a relatively small language model for the generation is to maximize the diversity and the likelihood of generating incorrect reasoning steps.

To be concrete, given the verifier  $f_1$  trained by stage 1, we feed current context  $\mathbf{c}$  into the language model and sample 10 reasoning steps. Then, these reasoning steps are scored and ranked by  $f_1$ . From this ranking, we select the reasoning step that exhibits the most significant decrease in the deductive score, designating it as the hard negative sample. We replace  $\mathbf{r}'_1$  with the generated hard negative sample as  $\mathbf{r}''_1$ , keeping the original way of generating  $\mathbf{r}'_2$  and  $\mathbf{r}'_3$ . Consequently, we continue training the verifier  $f_1$  by Equation 6 with a smaller learning rate.



Table 2. The result comparison on arithmetic reasoning, commonsense reasoning, and symbolic reasoning tasks. The results represent accuracy (%) on each dataset. **Bold** indicates best results and underline indicates second bests. The white area represents single reasoning chain setting, where greedy represents the greedy decoding algorithm (Jurafsky & Martin). The grey area represents multiple reasoning chains, where we decode 10 reasoning paths for each method. SC represents self-consistency (Wang et al., 2022).

| Method            | Arithmetic Reasoning |             |             |             |             | Avg.↑↓ | Commonsense Reasoning |             |        | Symbolic Reasoning |        |
|-------------------|----------------------|-------------|-------------|-------------|-------------|--------|-----------------------|-------------|--------|--------------------|--------|
|                   | GSM8K                | SVAMP       | AQuA        | SingleEq    | MultiArith  |        | StrategyQA            | CSQA        | Avg.↑↓ | Coin               | Avg.↑↓ |
| <i>Llama2-7b</i>  |                      |             |             |             |             |        |                       |             |        |                    |        |
| Greedy            | 22.0                 | 49.0        | 3.2         | 67.5        | 68.3        |        | 64.0                  | 66.9        |        | 53.8               |        |
| <b>DBS</b>        | 31.2                 | 55.0        | 5.7         | 69.0        | 74.4        | +5.3   | 66.4                  | 67.0        | +2.6   | 51.6               | -2.2   |
| SC                | 28.1                 | 56.7        | 4.9         | 77.5        | 77.8        |        | 65.6                  | 67.2        |        | 53.0               |        |
| <b>DBS + SC</b>   | 32.1                 | 59.3        | 8.5         | 78.9        | 85.6        | +3.9   | 67.6                  | 68.3        | +1.6   | 54.1               | +1.1   |
| <i>Llama2-13b</i> |                      |             |             |             |             |        |                       |             |        |                    |        |
| Greedy            | 35.6                 | 52.3        | 2.8         | 72.2        | 70.6        |        | 66.2                  | 53.2        |        | 60.2               |        |
| <b>DBS</b>        | 43.2                 | 58.0        | 6.1         | 76.7        | 85.6        | +7.2   | 64.6                  | 53.7        | -0.6   | 61.2               | +1.0   |
| SC                | 42.0                 | 68.3        | 3.6         | 86.4        | 91.7        |        | 65.4                  | 68.0        |        | 61.8               |        |
| <b>DBS + SC</b>   | 45.2                 | 72.0        | 9.3         | 90.7        | 94.4        | +3.9   | 66.6                  | 69.8        | +1.5   | 63.4               | +1.6   |
| <i>Llama2-70b</i> |                      |             |             |             |             |        |                       |             |        |                    |        |
| Greedy            | 41.7                 | 51.3        | 10.1        | 70.0        | 70.6        |        | 69.8                  | 59.4        |        | 71.2               |        |
| <b>DBS</b>        | 58.3                 | 61.7        | 10.1        | 78.9        | 90.6        | +11.2  | 70.6                  | 62.4        | +1.9   | <b>80.4</b>        | +8.7   |
| SC                | 64.8                 | 79.3        | 10.5        | 91.3        | 97.2        |        | 74.0                  | 74.0        |        | 79.6               |        |
| <b>DBS + SC</b>   | 67.6                 | 79.3        | 14.5        | 92.7        | 97.2        | +1.6   | <b>75.0</b>           | 73.3        | +0.2   | <u>80.2</u>        | +0.6   |
| <i>ChatGPT</i>    |                      |             |             |             |             |        |                       |             |        |                    |        |
| Greedy            | 68.8                 | 72.0        | 16.5        | 95.1        | 97.2        |        | 65.4                  | 65.1        |        | 75.1               |        |
| <b>DBS</b>        | 75.9                 | 75.7        | <u>24.8</u> | 92.8        | 97.8        | +3.2   | 68.6                  | 74.0        | +6.2   | 75.5               | +0.4   |
| SC                | <u>81.3</u>          | <u>81.3</u> | 20.2        | <b>97.6</b> | <u>98.3</u> |        | 70.6                  | <u>75.4</u> |        | 78.9               |        |
| <b>DBS + SC</b>   | <b>83.5</b>          | <b>82.7</b> | <b>28.8</b> | <u>97.0</u> | <b>99.4</b> | +2.5   | 69.8                  | <b>78.3</b> | +1.1   | 79.5               | +0.6   |

## 4. Experimental Setup

### 4.1. Reasoning Tasks

For our evaluation, we choose benchmarks from 3 different reasoning genres, namely, arithmetic reasoning, commonsense reasoning, and symbolic reasoning. These 3 types of reasoning tasks represent diverse reasoning paradigms.

**Arithmetic Reasoning.** Following Li et al. (2023) and Ling et al. (2023), we choose GSM8K (Cobbe et al., 2021), SVAMP (Patel et al., 2021), AQuA (Ling et al., 2017), SingleEq (Koncel-Kedziorski et al., 2015), and MultiArith (Roy & Roth, 2016) for evaluation. For AQuA, we evaluate the accuracy by comparing with the answer of the ground truth.

**Commonsense Reasoning.** Following Li et al. (2023), we use CommonsenseQA (Talmor et al., 2019) and StrategyQA (Geva et al., 2021). CommonsenseQA asks the model to choose the best answer from 5 choices, and StrategyQA asks for a True/False answer.

**Symbolic Reasoning.** We use the Coin Flip dataset from BIG-bench (bench authors, 2023). The task is to determine which face of the coin is up after a series of operations.

### 4.2. Details

**Language Models.** We evaluate our method on models of various scales, including *Llama2-7b*, *Llama2-13b*, *Llama2-70b* (Meta, 2023), and ChatGPT (*gpt-3.5-turbo-instruct*)

(OpenAI, 2022). These models represent different levels of reasoning abilities.

**Prompts.** For arithmetic reasoning tasks, we apply one prompt to all tasks. For commonsense reasoning tasks and the symbolic reasoning task, we write a prompt for each task to ensure the model can output the correct answer format. All methods are evaluated by the same prompt on each task. The details of prompts are in Appendix B.3.

**Verifier.** We choose *deberta-v3-large* as the backbone of our verifier. At stage 1, the general verifier is trained on 22,363 samples generated from the GSM8K dataset. At stage 2, the verifier for arithmetic and symbolic reasoning is trained on 150,000 samples generated from MetaMathQA, while the verifier for commonsense reasoning is trained on 5,000 samples generated from StrategyQA. The training details are in Appendix B.1 and B.2.

**Inference.** During inference, we set beam size  $m$  to 5 and sampling times  $n$  to 10. For all models and baselines, we use their default parameter settings for generation.

## 5. Main Result

Table 2 demonstrates the overall performance of the methods. We compare DBS with baselines under two paradigms: single reasoning chain setting and multiple reasoning chain setting. In multiple reasoning chain setting, the generated outcomes are integrated with self-consistency.

Table 3. Comparison of different decoding methods and evaluation methods. We test all the listed methods on 100 randomly sampled arithmetic reasoning questions from the GSM8K dataset. We report accuracy, output tokens (including evaluation tokens used by other methods), and the number of rationales for self-consistency.

| Model     | Method          | Accu | Tokens    | #Rationales |
|-----------|-----------------|------|-----------|-------------|
| Llama2-7b | SelfEval        | 24   | 5,371,280 | 1           |
|           | SelfEval + SC   | 22   |           | 10          |
|           | <b>DBS</b>      | 38   |           | 1           |
|           | <b>DBS + SC</b> | 43   |           | 10          |
| ChatGPT   | SelfEval        | 70   | 1,854,147 | 1           |
|           | SelfEval + SC   | 74   |           | 10          |
|           | <b>DBS</b>      | 81   |           | 1           |
|           | <b>DBS + SC</b> | 85   |           | 10          |

Table 3 presents a comparative analysis of our approach against other decoding strategies through a self-evaluate pattern (Xie et al., 2023). Since the self-evaluate pattern is token-expensive, we only evaluate the methods on 100 randomly sampled questions from the GSM8K dataset on *Llama2-7b* and *GPT-3.5*, which are two typical examples of models with distinct levels of abilities.

### 5.1. Effectiveness

As shown in Table 2, DBS improves the performance across models of different scales and diverse reasoning tasks. For the single reasoning chain setting, the improvement is substantial. On arithmetic reasoning tasks, taking GSM8K as an example, we observe an increase from 7.6% to 16.6% across models of various scales. Specifically, with *Llama2-7b* and *gpt-3.5-turbo-instruct*, DBS yields improvements of 9.2% and 7.0%, respectively, affirming the effectiveness of our proposed decoding strategy. On commonsense reasoning tasks and symbolic reasoning tasks, we can expect an average increase of 2.5%/2.0% on models of all scales.

Regarding the multiple reasoning chain setting, DBS outperforms naive self-consistency. Concretely, we can see an average of 3.0% improvement on arithmetic reasoning tasks, 0.5% on commonsense reasoning tasks, and 1.0% on symbolic reasoning tasks, respectively. On the SingleEq and StrategyQA datasets, the performance of DBS on ChatGPT is slightly lower (-0.6%/-0.8%). These datasets require fewer reasoning steps for the final answer, as opposed to our paradigm of multiple reasoning steps. Nevertheless, the universal improvements demonstrate the effectiveness of our proposed method.

### 5.2. Comparison with Decoding Strategies

Table 3 compares our decoding strategy with previous SOTA decoding strategies. The comparative results, grounded in accuracy and token cost metrics, substantiate our approach’s effectiveness and token efficiency. Notably, the self-evaluate pattern consumes an excessive amount of tokens during

Table 4. Verification ability comparison of our verifier and ChatGPT. We ask both models to rank among the gold reasoning steps and the synthesized reasoning steps. The evaluation focuses on determining the position these models assigned to the gold steps.

| Method       | MRR         | HITS@1      | HITS@3      | HITS@5      |
|--------------|-------------|-------------|-------------|-------------|
| ChatGPT      | 0.48        | 0.32        | 0.49        | 0.67        |
| Our Verifier | <b>0.59</b> | <b>0.41</b> | <b>0.69</b> | <b>0.86</b> |

evaluation. In contrast, DBS enhances the performance by approximately 10% on both *Llama2-7b* and *gpt-3.5-turbo-instruct*, with fewer tokens generated across the paradigms of single reasoning chain and multiple reasoning chains.

## 6. Analysis

We conduct a detailed analysis to investigate the verifiability and efficiency of our proposed method. Moreover, we show how our method can adapt to different settings.

### 6.1. Verifier Analysis

We comprehensively analyze the verifiability of our proposed verifier. We analyze performance (Table 4), score distribution (Figure 3), and robustness on different model scales (Figure 4).

**Empirical Study.** For empirical experiments, we test how our verifier will score the gold reasoning steps compared to synthesized reasoning steps. We randomly sample 500 context-step pairs from the test set of the GSM8K dataset as gold reasoning steps. For each pair, we synthesize nine reasoning steps using *Llama2-7b* as inferior reasoning steps. The verifier’s task is to rank them, and the performance is evaluated by four metrics, namely, Mean Reciprocal Rank (MRR), HITS@1/3/5. MRR evaluates the average rank of the gold reasoning step, and the HITS metrics reflect whether the gold reasoning step will be chosen under beam size setting 1/3/5. To compare with the self-evaluation pattern, we ask ChatGPT to rank these reasoning steps rather than predict scores, leveraging its inherent reranking capabilities (Ma et al., 2023). The results are listed in Table 4. Our verifier outperforms ChatGPT across all metrics, evidencing its capability. Notably, our verifier correctly identifies 86% of the gold reasoning steps within the top 5 positions out of 10 samples, affirming the deducibility of the reasoning paths decoded under  $m = 5, n = 10$ .

**Distribution Analysis.** To ascertain the reliability of our verifier, we compare the score distributions for correct and wrong predictions between the original LM confidence (*gpt-3.5-turbo-instruct*) and our deductive verification score. We use results from greedy decoding, which naturally produces confidence scores from LM, and ask the verifier to score on them. Figure 3 shows the substantial difference between an LM confidence score and our deductive score. Notably, the

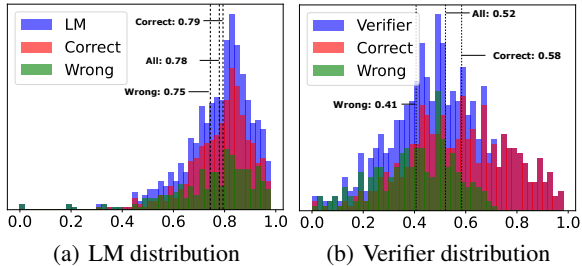


Figure 3. Distributions of language model and verifier scores on correct/incorrect reasoning paths. The dashed lines represent the median. Our verifier differentiates the scores attributed to correct and incorrect reasoning paths.

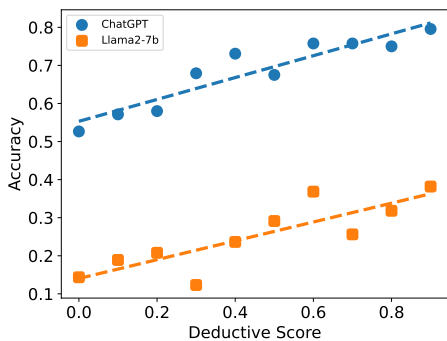


Figure 4. Accuracy under different deductive score thresholds on greedy decoding results from Llama2-7b and ChatGPT. The dashed line shows the polynomial fitting the scattered data. The near-parallel of these lines suggests the robustness of our verifier’s performance.

LM confidence score demonstrates a mere 4% increase in scores of the correct reasoning paths, whereas our verifier exhibits a 17% increase. This significant difference proves the enhanced verifiability of our verification approach.

**Robustness.** To ensure that our verifier can equally verify reasoning steps generated by different models, we visualize the accuracy under different deductive score thresholds for *Llama2-7b* and ChatGPT, as depicted in Figure 4. The lines in the figure represent polynomial fits of the data. Their near-parallel alignment suggests the robustness of performance improvement across these models as the threshold increases. Intriguingly, these lines also offer insights into the inductive reasoning capabilities of the two models. Ideally, the accuracy approaches zero at the deductive score zero. However, the observed non-zero accuracy suggests the models’ inductive reasoning capabilities. Although the reasoning process might not align with the deductive reasoning paradigm, the models can still arrive at correct conclusions, likely by intuitively skipping over specific reasoning steps, which is the act of inductive reasoning.

Table 5. Cost Analysis of our method and other baseline methods. We report output tokens for each method. We use *Llama2-7b* as the backbone for all methods.  $n$  represents sampling times of the method, and  $m$  represents beam size.

| Method                       | Accuracy     | Tokens    |
|------------------------------|--------------|-----------|
| Greedy                       | 21.99        | 267,462   |
| Self-consistency, $n = 10$   | 28.05        | 1,984,921 |
| <b>DBS</b> , $m = 1, n = 10$ | 29.34        | 1,414,435 |
| <b>DBS</b> , $m = 5, n = 10$ | <b>31.16</b> | 4,042,053 |

Table 6. Different prompt settings on commonsense reasoning tasks. We use *Llama2-7b* as the backbone for all methods. For methods with multiple reasoning chains, we take 10 reasoning paths for self-consistency.

| Method             | StrategyQA   | CSQA         |
|--------------------|--------------|--------------|
| Greedy             | 64.00        | 66.91        |
| <b>DBS</b>         | 66.40        | 66.99        |
| - w. recall prompt | 65.40        | 66.67        |
| SC                 | 65.60        | 67.24        |
| <b>DBS</b>         | <b>67.60</b> | <b>68.29</b> |
| - w. recall prompt | 65.80        | <b>69.45</b> |

## 6.2. Cost Analysis

The cost of sampling multiple times is enormous. We analyze the cost of our methods under different settings and compare them with the baselines. Specifically, we compare our approach with greedy decoding, self-consistency, and self-evaluated decoding strategies (Xie et al., 2023). The results are presented in Table 3 and Table 5. Our analysis reveals that greedy decoding is the most token-economic, as it does not involve any form of sampling, but its performance lags. When  $m$  is constrained to 1, the token generation is minimized even further than that required by self-consistency strategies. Still, our method demonstrates higher accuracy. Moreover, DBS proves more effective and token-efficient under the same beam size than those leveraging LLMs’ self-evaluation capabilities.

## 6.3. Commonsense Reasoning Task

Unlike arithmetic or symbolic reasoning tasks, commonsense reasoning tasks leverage the model’s intrinsic commonsense. Thus, we introduce a recall prompt, which asks the model to recall the necessary commonsense via greedy decoding, followed by DBS navigating the reasoning over the elicited contexts. We compare this setting to standard settings and baselines, and the results are shown in Table 6. The performance varies from different tasks, attributed to the distinct nature of the tasks. Concretely, StrategyQA typically requires a 2-3 step knowledge recall followed by a single reasoning step, whereas CSQA demands a more extensive 3-5 step recall process alongside multiple reasoning steps. Our findings suggest that the recall prompt is more suitable for tasks demanding comprehensive commonsense and multi-step reasoning.

Table 7. Two GSM8K examples from *Llama2-7b* scored with our verifier.

| Question  | Greedy   | Ours   |
|---|--|--|
| James decides to run 3 sprints 3 times a week. He runs 60 meters each sprint. How many total meters does he run a week?   | He runs 3 times a week, which is equal to $3 \times 7 = 21$ sprints. <span style="color:red">0.0102</span> The distance he runs each sprint is 60 meters, so the total distance he runs is $60 \times 21 = 1320$ meters. <span style="color:green">0.4963</span> Final Answer:1320   | Each sprint is 60 meters. <span style="color:green">0.8270</span> So he runs $60 \times 3 = 180$ meters each day. <span style="color:green">0.9643</span> He runs each sprint 3 times a week. <span style="color:green">0.9983</span> Therefore, he runs a total of $180 \times 3 = 540$ meters per week. <span style="color:green">0.9463</span> Final Answer:540   |
| Toulouse has twice as many sheep as Charleston. Charleston has 4 times as many sheep as Seattle. How many sheep do Toulouse, Charleston, and Seattle have together if Seattle has 20 sheep? | Toulouse has twice as many sheep as Charleston, so Toulouse has $2 \times 4 = 8$ sheep. <span style="color:red">0.3149</span> Charleston has 4 times as many sheep as Seattle, so Charleston has $4 \times 20 = 80$ sheep. <span style="color:green">0.9877</span> So Toulouse has $8 + 80 = 88$ sheep. <span style="color:red">0.3923</span> Seattle has 20 sheep. <span style="color:green">0.7479</span> Final Answer: $88 + 20 + 88 = 196$ | Let's first find out how many sheep Charleston has. <span style="color:green">0.9447</span> Charleston has 4 times as many sheep as Seattle. Seattle has 20 sheep. Charleston has $20 \times 4 = 80$ sheep. <span style="color:green">0.9912</span> Now, let's find out how many sheep Toulouse has. Toulouse has twice as many sheep as Charleston. Charleston has 80 sheep. Toulouse has $80 \times 2 = 160$ sheep. <span style="color:green">0.9736</span> Finally, let's find the total number of sheep Toulouse, Charleston, and Seattle have together. Add the number of sheep Toulouse, Charleston, and Seattle have. <span style="color:green">0.9981</span> Toulouse has 160 sheep, Charleston has 80 sheep, and Seattle has 20 sheep. So the total number of sheep they have together is $160 + 80 + 20 = 260$ sheep. <span style="color:green">0.9924</span> Final Answer:260 |

#### 6.4. Case Study

Table 7 presents two GSM8K examples from *Llama2-7b*. The first example demonstrates a scenario where hallucination emerges under greedy decoding, which our verifier identifies with an extremely low score, thereby precluding its selection by our deductive decoding strategy. On the contrary, every reasoning step from our reasoning path is deduced from the previous context and is scored much higher than the incorrect steps. In the second example, a grounding error occurs in steps marked by red scores. Although the wrong reasoning steps resemble the correct ones, our verifier detects these minor errors. In both examples, the reasoning path generated by our decoding strategy initiates the reasoning by listing premises, followed by one reasoning step. This pattern strictly follows the principle of deductive reasoning, making the generated results more deducible.

### 7. Related Work

**Answer Aggregation.** Sampling techniques of language models, such as temperature sampling (Ackley et al., 1985), top-k sampling (Fan et al., 2018), and top-p sampling (Holtzman et al., 2019), bring diversity to the outcome but also uncertainty to the reasoning process, which is not favored in reasoning tasks. These methods aim to reduce uncertainty in the reasoning process by aggregating answers from sampled reasoning paths. After sampling diverse outputs from LLMs, Wang et al. (2022) propose to use consistency as the metric to aggregate the answers. Other methods evaluate whether the reasoning step can lead to the correct answer by training a verifier (Li et al., 2023; Wang et al., 2023).

**Self-Evaluation.** Recent research on reducing reasoning errors is inclined to follow the self-verify-then-correct pattern (Dhuliawala et al., 2023; Weng et al., 2023; Zhang et al., 2023b; Ling et al., 2023; Miao et al., 2023). They design different procedures and prompts to achieve better performance. Taking two typical approaches as examples, Dhuliawala et al. (2023) design a chain-of-verification procedure to verify facts from its outputs, and Miao et al. (2023)

ask LLM to detect errors in their step-by-step rationales. However, recent works (Huang et al., 2023; Hong et al., 2023) have pinpointed a critical limitation of LLMs in self-correction during reasoning tasks. Their findings suggest that LLMs indiscriminately alter reasoning steps without external feedback, irrespective of their initial accuracy.

**Decoding Strategies.** Conventional decoding strategies include greedy decoding (Teller, 2000), which selects tokens with the highest probabilities, and beam search (Graves, 2012), which stores candidate beams for future prediction. In the era of LLMs, these decoding strategies are implemented at a more coarse-grained level, especially on reasoning tasks involving multiple steps in the solving process. They decompose the reasoning process into steps (Khot et al., 2022) and apply decoding or search algorithms (Yao et al., 2023; Xie et al., 2023).

### 8. Conclusions

In this paper, we aim to eliminate errors in intermediate reasoning steps in CoT reasoning. To this end, we propose **Deductive Beam Search** that integrates CoT with step-wise beam search and scores each reasoning step with a deductive verifier, which verifies whether the reasoning step is a logical consequence. Beam search explores by sampling potential reasoning steps, while the verifier exploits by selecting the most deducible steps. To train such a verifier, we propose a scalable and labor-free data construction method. It initiates by heuristically introducing errors into gold reasoning steps and enhances the diversity and difficulty of training data by synthesizing hard negatives through the verifier trained on those typical wrong steps. Extensive experiments show our method’s effectiveness across various model scales and diverse reasoning tasks without changing the standard CoT paradigm and parameters of LLMs. Further analysis proves the verifiability and robustness endowed by our verifier, thereby significantly improving the deducibility of the generated reasoning paths.



## References

- Ackley, D. H., Hinton, G. E., and Sejnowski, T. J. A learning algorithm for boltzmann machines. *Cognitive science*, 9 (1):147–169, 1985.
- bench authors, B. Beyond the imitation game: Quantifying and extrapolating the capabilities of language models. *Transactions on Machine Learning Research*, 2023. ISSN 2835-8856.
- Cavada, R., Cimatti, A., Dorigatti, M., Griggio, A., Mariotti, A., Micheli, A., Mover, S., Roveri, M., and Tonetta, S. The nuxmv symbolic model checker. In *Computer Aided Verification: 26th International Conference, CAV 2014, Held as Part of the Vienna Summer of Logic, VSL 2014, Vienna, Austria, July 18-22, 2014. Proceedings 26*, pp. 334–342. Springer, 2014.
- Clark, H. H. Linguistic processes in deductive reasoning. *Psychological review*, 76(4):387, 1969.
- Cobbe, K., Kosaraju, V., Bavarian, M., Chen, M., Jun, H., Kaiser, L., Plappert, M., Tworek, J., Hilton, J., Nakano, R., Hesse, C., and Schulman, J. Training verifiers to solve math word problems, 2021.
- Dasgupta, I., Wang, J., Chiappa, S., Mitrovic, J., Ortega, P., Raposo, D., Hughes, E., Battaglia, P., Botvinick, M., and Kurth-Nelson, Z. Causal reasoning from meta-reinforcement learning. *arXiv preprint arXiv:1901.08162*, 2019.
- Dhuliawala, S., Komeili, M., Xu, J., Raileanu, R., Li, X., Celikyilmaz, A., and Weston, J. Chain-of-verification reduces hallucination in large language models, 2023.
- Dinkmeyer, D. Logical consequences: A key to the reduction of disciplinary problems. *The Phi Delta Kappan*, 57(10):664–666, 1976. ISSN 00317217. URL <http://www.jstor.org/stable/20298430>.
- Donoso, M., Collins, A. G., and Koechlin, E. Foundations of human reasoning in the prefrontal cortex. *Science*, 344 (6191):1481–1486, 2014.
- Du, J., Jiang, Y., Tan, V. Y., Zhou, J. T., and Li, H. Minimizing the accumulated trajectory error to improve dataset distillation. In *Proceedings of the IEEE/CVF Conference on Computer Vision and Pattern Recognition*, pp. 3749–3758, 2023.
- Fan, A., Lewis, M., and Dauphin, Y. Hierarchical neural story generation. In *Proceedings of the 56th Annual Meeting of the Association for Computational Linguistics (Volume 1: Long Papers)*, pp. 889–898, Melbourne, Australia, July 2018. Association for Computational Linguistics. doi: 10.18653/v1/P18-1082. URL <https://aclanthology.org/P18-1082>.
- Geva, M., Khashabi, D., Segal, E., Khot, T., Roth, D., and Berant, J. Did aristotle use a laptop? a question answering benchmark with implicit reasoning strategies. *Transactions of the Association for Computational Linguistics*, 9:346–361, 2021. doi: 10.1162/tacl.a.00370. URL <https://aclanthology.org/2021.tacl-1.21>.
- Google. Palm: Scaling language modeling with pathways. *Journal of Machine Learning Research*, 24(240):1–113, 2023a. URL <http://jmlr.org/papers/v24/22-1144.html>.
- Google. Palm 2 technical report, 2023b.
- Graves, A. Sequence transduction with recurrent neural networks. *arXiv preprint arXiv:1211.3711*, 2012.
- Hanson, W. H. The concept of logical consequence. *The Philosophical Review*, 106(3):365–409, 1997. ISSN 00318108, 15581470. URL <http://www.jstor.org/stable/2998398>.
- He, P., Gao, J., and Chen, W. Debertav3: Improving deberta using electra-style pre-training with gradient-disentangled embedding sharing, 2023.
- Holtzman, A., Buys, J., Du, L., Forbes, M., and Choi, Y. The curious case of neural text degeneration. In *International Conference on Learning Representations*, 2019.
- Hong, R., Zhang, H., Pang, X., Yu, D., and Zhang, C. A closer look at the self-verification abilities of large language models in logical reasoning, 2023.
- Huang, J., Chen, X., Mishra, S., Zheng, H. S., Yu, A. W., Song, X., and Zhou, D. Large language models cannot self-correct reasoning yet, 2023.
- Johnson-Laird, P. Deductive reasoning. *WIREs Cognitive Science*, 1(1):8–17, 2010. doi: <https://doi.org/10.1002/wcs.20>.
- Johnson-Laird, P. N. Deductive reasoning. *Annual Review of Psychology*, 50(1):109–135, 1999. doi: 10.1146/annurev.psych.50.1.109. PMID: 15012459.
- Jurafsky, D. and Martin, J. H. Speech and language processing: An introduction to natural language processing, computational linguistics, and speech recognition.
- Khot, T., Trivedi, H., Finlayson, M., Fu, Y., Richardson, K., Clark, P., and Sabharwal, A. Decomposed prompting: A modular approach for solving complex tasks. *arXiv preprint arXiv:2210.02406*, 2022.
- Koncel-Kedziorski, R., Hajishirzi, H., Sabharwal, A., Etzioni, O., and Ang, S. D. Parsing algebraic word problems into equations. *Transactions of the Association for Computational Linguistics*, 3:585–597, 2015.

- Li, S., Xu, H., and Lu, Z. Generalize symbolic knowledge with neural rule engine. *arXiv preprint arXiv:1808.10326*, 2018.
- Li, Y., Lin, Z., Zhang, S., Fu, Q., Chen, B., Lou, J.-G., and Chen, W. Making language models better reasoners with step-aware verifier. In *Proceedings of the 61st Annual Meeting of the Association for Computational Linguistics (Volume 1: Long Papers)*, pp. 5315–5333, Toronto, Canada, July 2023. Association for Computational Linguistics. doi: 10.18653/v1/2023.acl-long.291. URL <https://aclanthology.org/2023.acl-long.291>.
- Ling, W., Yogatama, D., Dyer, C., and Blunsom, P. Program induction by rationale generation: Learning to solve and explain algebraic word problems. In *Proceedings of the 55th Annual Meeting of the Association for Computational Linguistics (Volume 1: Long Papers)*, pp. 158–167, Vancouver, Canada, July 2017. Association for Computational Linguistics. doi: 10.18653/v1/P17-1015. URL <https://aclanthology.org/P17-1015>.
- Ling, Z., Fang, Y., Li, X., Huang, Z., Lee, M., Memisevic, R., and Su, H. Deductive verification of chain-of-thought reasoning, 2023.
- Lyu, Q., Havaldar, S., Stein, A., Zhang, L., Rao, D., Wong, E., Apidianaki, M., and Callison-Burch, C. Faithful chain-of-thought reasoning, 2023.
- Ma, Y., Cao, Y., Hong, Y., and Sun, A. Large language model is not a good few-shot information extractor, but a good reranker for hard samples! In Bouamor, H., Pino, J., and Bali, K. (eds.), *Findings of the Association for Computational Linguistics: EMNLP 2023*, pp. 10572–10601, Singapore, December 2023. Association for Computational Linguistics. doi: 10.18653/v1/2023.findings-emnlp.710.
- Meta. Llama 2: Open foundation and fine-tuned chat models, 2023.
- Miao, N., Teh, Y. W., and Rainforth, T. Selfcheck: Using llms to zero-shot check their own step-by-step reasoning, 2023.
- OpenAI. Chatgpt, 2022. URL <https://openai.com/blog/chatgpt>.
- OpenAI. Gpt-4 technical report, 2023.
- Patel, A., Bhattamishra, S., and Goyal, N. Are NLP models really able to solve simple math word problems? In *Proceedings of the 2021 Conference of the North American Chapter of the Association for Computational Linguistics: Human Language Technologies*, pp. 2080–2094, Online, June 2021. Association for Computational Linguistics. doi: 10.18653/v1/2021.naacl-main.168. URL <https://aclanthology.org/2021.naacl-main.168>.
- Paul, D., Ismayilzada, M., Peyrard, M., Borges, B., Bosse-lut, A., West, R., and Faltings, B. Refiner: Reasoning feedback on intermediate representations, 2023.
- Roy, S. and Roth, D. Solving general arithmetic word problems. *arXiv preprint arXiv:1608.01413*, 2016.
- Shashua, A. and Levin, A. Ranking with large margin principle: Two approaches. *Advances in neural information processing systems*, 15, 2002.
- Talmor, A., Herzig, J., Lourie, N., and Berant, J. CommonsenseQA: A question answering challenge targeting commonsense knowledge. In *Proceedings of the 2019 Conference of the North American Chapter of the Association for Computational Linguistics: Human Language Technologies, Volume 1 (Long and Short Papers)*, pp. 4149–4158, Minneapolis, Minnesota, June 2019. Association for Computational Linguistics. doi: 10.18653/v1/N19-1421. URL <https://aclanthology.org/N19-1421>.
- Teller, V. Speech and language processing: an introduction to natural language processing, computational linguistics, and speech recognition, 2000.
- Wang, P., Li, L., Shao, Z., Xu, R. X., Dai, D., Li, Y., Chen, D., Wu, Y., and Sui, Z. Math-shepherd: Verify and reinforce llms step-by-step without human annotations, 2023.
- Wang, X., Wei, J., Schuurmans, D., Le, Q. V., Chi, E. H., Narang, S., Chowdhery, A., and Zhou, D. Self-consistency improves chain of thought reasoning in language models. In *The Eleventh International Conference on Learning Representations*, 2022.
- Wei, J., Tay, Y., Bommasani, R., Raffel, C., Zoph, B., Borgeaud, S., Yogatama, D., Bosma, M., Zhou, D., Metzler, D., Chi, E. H., Hashimoto, T., Vinyals, O., Liang, P., Dean, J., and Fedus, W. Emergent abilities of large language models, 2022a.
- Wei, J., Wang, X., Schuurmans, D., Bosma, M., Xia, F., Chi, E., Le, Q. V., Zhou, D., et al. Chain-of-thought prompting elicits reasoning in large language models. *Advances in Neural Information Processing Systems*, 35: 24824–24837, 2022b.
- Weng, Y., Zhu, M., Xia, F., Li, B., He, S., Liu, S., Sun, B., Liu, K., and Zhao, J. Large language models are better reasoners with self-verification, 2023.
- Xie, Y., Kawaguchi, K., Zhao, Y., Zhao, X., Kan, M.-Y., He, J., and Xie, Q. Self-evaluation guided beam search for reasoning. In *Thirty-seventh Conference on Neural Information Processing Systems*, 2023.

Yao, S., Yu, D., Zhao, J., Shafran, I., Griffiths, T. L., Cao, Y., and Narasimhan, K. Tree of thoughts: Deliberate problem solving with large language models. *arXiv preprint arXiv:2305.10601*, 2023.

Yu, J., He, R., and Ying, R. Thought propagation: An analogical approach to complex reasoning with large language models. *arXiv preprint arXiv:2310.03965*, 2023.

Zhang, M., Press, O., Merrill, W., Liu, A., and Smith, N. A. How language model hallucinations can snowball, 2023a.

Zhang, Y., Yang, J., Yuan, Y., and Yao, A. C.-C. Cumulative reasoning with large language models, 2023b.

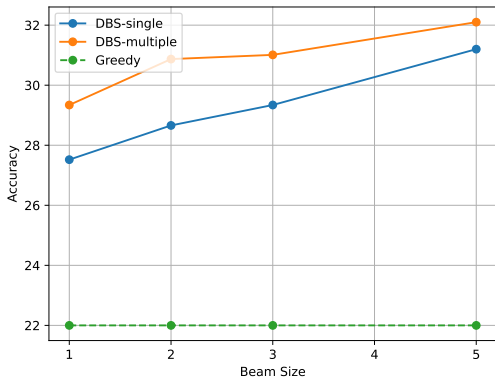


Figure 5. Accuracy under different beam sizes on different models.

## A. Extended Experiments

**Ablation study on beam size.** We conduct experiments on how beam size affects performance. Figure 5 shows the trend of DBS performance under single chain setting and multiple chain setting. The performance steadily grows when the beam size rises.

**Comparison with more baselines.** We compare more baselines on GSM8K, using *Llama2-7b* as the backbone. All methods are implemented with the same prompt for reasoning step generation. Our method outperforms this baseline on both single chain setting and multiple chain setting. Notably, these methods utilize self-evaluation, indicating that the self-evaluation capability is weak on a relatively small language model.

## B. Experimental Details

### B.1. Training Data

At stage 1, we choose GSM8K dataset to train the general deductive verifier. The gold rationales provided are decomposed into sentences as gold reasoning steps. After filtering out some steps that cannot be altered into false reasoning steps, we construct a training dataset of 22,362 samples. At stage 2, the verifier from stage 1 is used to generate hard negative reasoning steps as stated in Sec. 3. We choose *Llama2-7b* as our language model to generate candidate false reasoning steps. For arithmetic reasoning and symbolic reasoning tasks, we use the MetaMathQA dataset to generate training data. For commonsense reasoning tasks, we use the StrategyQA dataset to generate training data. Finally, we train the arithmetic verifier on 150,000 samples and the commonsense verifier on 5,000 samples.

### B.2. Training Details

At stage 1, we finetune *deberta-v3-large* with learning rate  $1 \times 10^{-5}$  and batch size 128. As for margins, we set the

Table 8. Comparison of baselines focusing on correcting intermediate errors. DV represent Ling et al. (2023), and SelfEval represents Xie et al. (2023).

| Method           | Accu         | #Rationales |
|------------------|--------------|-------------|
| Greedy           | 21.99        | 1           |
| DV               | 10.46        | 1           |
| SelfEval         | 22.76        | 1           |
| <b>Ours</b>      | <b>31.16</b> | <b>1</b>    |
| SC               | 28.05        | 10          |
| SelfEval + SC    | 24.18        | 10          |
| <b>Ours + SC</b> | <b>32.07</b> | <b>10</b>   |

margins between the gold reasoning step and grounding error step/logic error step/irrelevant step to 0.3/0.6/0.9. At stage 2, we continue to finetune the verifier from stage 1 with learning rate  $1 \times 10^{-6}$  and batch size 128. As for margins, we set the margins between the gold reasoning step and hard negative reasoning step/logic error step/irrelevant step to 0.3/0.6/0.9.

### B.3. Prompts

For the results in Table 2, we use the following prompts:

- Arithmetic reasoning tasks share the same prompt, shown in Table 9.
- For StrategyQA, we use the prompt in Table 10.
- For CSQA, we use the prompt in Table 11.
- For Coin, we use the prompt in Table 12.

For the results in Table 6, we use the following prompts:

- For StrategyQA, we use prompt in Table 13.
- For CSQA, we use prompt in Table 14.



Table 9. Prompt for arithmetic reasoning tasks.

---

Given the question, please give the rationales step by step and give a final answer.

Example 1:

Question:

Kate's hair is half as long as Emily's hair.

Emily's hair is 6 inches longer than Logan's hair.

If Logan hair is 20 inches, how many inches is Kate's hair?

Answer:

Emily's hair is  $20 - 6 = 14$  inches long.

Kate's hair  $14 / 2 = 7$  inches long.

Final Answer:7

Example 2:

Question:

John puts \$25 in his piggy bank every month for 2 years to save up for a vacation.

He had to spend \$400 from his piggy bank savings last week to repair his car.

How many dollars are left in his piggy bank?

Answer:

He saved money for 2 years, which is equal to  $12 \times 2 = 24$  months.

The amount of money he saved is  $\$25 * 24 = \$600$ .

But he spent some money so there is  $\$600 - \$400 = 200$  left.

Final Answer:200

---

Table 10. Prompt for StrategyQA.

---

Given the question, output the rationale step by step and give the final answer (yes or no).

Example 1

Question:

Do hamsters provide food for any animals?

Answer:

Hamsters are prey animals.

Prey are food for predators.

Final answer: yes

Example 2

Question:

Could a llama birth twice during War in Vietnam (1945-46)?

Answer:

The War in Vietnam was 6 months.

The gestation period for a llama is 11 months, which is more than 6 months.

Final answer: no

---

Table 11. Prompt for CSQA.

---

Given the question, output the rationale step by step and give the final answer.  
You should choose the best answer.

Example 1

Question:

Sammy wanted to go to where the people were. Where might he go?

- A. race track
- B. populated area
- C. the desert
- D. apartment
- E. roadblock

Answer:

Sammy wanted to go to places with many people.

Race track and apartment do not have many people.

The desert and roadblock have few people.

And, the populated area means that it is the place with many people.

Thus, Sammy should go to populated area.

Final Answer: B

Example 2

Question:

The fox walked from the city into the forest, what was it looking for?

- A. pretty flowers
- B. hen house
- C. natural habitat
- D. storybook
- E. dense forest

Answer:

The forest does not have hen house or storybook.

The fox is a carnivore that does not look for flowers and forest.

The forest is a natural habitat for foxes.

Thus, it was looking for a natural habitat.

Final Answer: C

---

Table 12. Prompt for Coin.

---

Given the question, output the rationale step by step and give the final answer.

Example 1

Question:

A coin is heads up. sager does not flip the coin. zyheir flips the coin.

Is the coin still heads up?

Answer:

sager does not flip the coin, so the coin is heads up.

zyheir flips the coins, so the coin is tails up.

Final Answer: no

Example 2

Question:

A coin is heads up. mailey does not flip the coin. maurisa does not flip the coin.

Is the coin still heads up?

Answer:

mailye does not flip the coin, so the coin is heads up.

maurisa does not flip the coin, so the coin is heads up.

Final Answer: yes

---

Table 13. Prompt for StrategyQA with prompt.

---

Given the question, output the rationale step by step and give the final answer (yes or no).

Example 1

Question:

Do hamsters provide food for any animals?

Answer:

Fact:

Hamsters are prey animals.

Prey are food for predators.

Reasoning:

Hamsters are food for some predators.

Final answer: yes

Example 2

Question:

Could a llama birth twice during War in Vietnam (1945-46)?

Answer:

Fact:

The War in Vietnam was 6 months.

The gestation period for a llama is 11 months, which is more than 6 months.

Reasoning:

A llama could not birth twice during War in Vietnam.

Final answer: no

---

Table 14. Prompt for CSQA with recalling commonsense first.

---

Given the question, output the rationale step by step and give the final answer.  
You should choose the best answer.

Example 1

Question:

Sammy wanted to go to where the people were. Where might he go?

- A. race track
- B. populated area
- C. the desert
- D. apartment
- E. roadblock

Answer:

Fact:

Sammy wanted to go to places with many people.

Race track and apartment do not have many people.

The desert and roadblock have few people.

And, the populated area means that it is the place with many people.

Reasoning:

Thus, Sammy should go to populated area.

Final Answer: B

Example 2

Question:

The fox walked from the city into the forest, what was it looking for?

- A. pretty flowers
- B. hen house
- C. natural habitat
- D. storybook
- E. dense forest

Answer:

Fact:

The forest does not have hen house or storybook.

The fox is a carnivore that does not look for flowers and forest.

The forest is a natural habitat for foxes.

Reasoning:

Thus, it was looking for a natural habitat.

Final Answer: C

---