

Elephants Do Not Forget: Differential Privacy with State Continuity for Privacy Budget

Jiankai Jin
The University of Melbourne
Melbourne, Australia
jiankaij@student.unimelb.edu.au

Chitchanok Chuengsatiansup
The University of Melbourne
Melbourne, Australia
c.chuengsatiansup@unimelb.edu.au

Toby Murray
The University of Melbourne
Melbourne, Australia
toby.murray@unimelb.edu.au

Benjamin I. P. Rubinstein
The University of Melbourne
Melbourne, Australia
benjamin.rubinstein@unimelb.edu.au

Yuval Yarom
Ruhr University Bochum
Bochum, Germany
yuval.yarom@rub.de

Olga Ohrimenko
The University of Melbourne
Melbourne, Australia
oohrimenko@unimelb.edu.au

ABSTRACT

Current implementations of differentially-private (DP) systems either lack support to track the global privacy budget consumed on a dataset, or fail to faithfully maintain the state continuity of this budget. We show that failure to maintain a privacy budget enables an adversary to mount replay, rollback and fork attacks — obtaining answers to many more queries than what a secure system would allow. As a result the attacker can reconstruct secret data that DP aims to protect — even if DP code runs in a Trusted Execution Environment (TEE). We propose ELEPHANTDP, a system that aims to provide the same guarantees as a trusted curator in the global DP model would, albeit set in an untrusted environment. Our system relies on a state continuity module to provide protection for the privacy budget and a TEE to faithfully execute DP code and update the budget. To provide security, our protocol makes several design choices including the content of the persistent state and the order between budget updates and query answers. We prove that ELEPHANTDP provides *liveness* (i.e., the protocol can restart from a correct state and respond to queries as long as the budget is not exceeded) and *DP confidentiality* (i.e., an attacker learns about a dataset as much as it would from interacting with a trusted curator). Our implementation and evaluation of the protocol use Intel SGX as a TEE to run the DP code and a network of TEEs to maintain state continuity. Compared to an insecure baseline, we observe only 1.1–2× overheads and lower relative overheads for larger datasets and complex DP queries.

1 INTRODUCTION

Differential privacy (DP) is becoming the de facto framework for maintaining data privacy when releasing statistics or machine learning models. Its minimal assumptions on the adversary’s background knowledge and quantification of accumulated privacy loss across multiple data releases have contributed to several practical deployments (e.g., by Apple, Google, Meta, Microsoft, and the U.S. Census Bureau [1, 7, 39, 41]).

Many of these deployments use the *Local DP* model where the organization collecting the data is not trusted and each user applies DP algorithms locally to their own data before sending it to the organization (e.g., Apple, Microsoft and Google use local DP for collecting telemetry results). *Global DP*, though providing much better utility than the local model [7], has not been widely deployed as it assumes that the *trusted curator*, who collects raw data and

Table 1: Summary of available implementations of differentially private (DP) systems. We identify systems that run DP code in a Trusted Execution Environment (TEE), answer single queries only, i.e., without global privacy budget (None), maintain the privacy budget stored in runtime memory only (Runtime) and store the budget in a file in persistent storage (Persistent). ELEPHANTDP is the only system that uses TEEs (Intel SGX) and guarantees state continuity for the privacy budget stored in persistent storage.

DP Systems	Components		Properties	
	Budget Storage	TEE	Liveness	Confidentiality
Uber SQL [40] PROCHLO [7]	None	✓		✓
OpenDP* [22, 35] Tumult Anal.* [6] PINQ* [30] GoogleDP [18] Allen <i>et al.</i> [1] DuetSGX [32]	Runtime	✓ ✓		✓ ✓
PySyft [42] ELEPHANTDP	Persistent	✓	✓ ✓	✓

computes DP versions of statistics or machine learning (ML) models, is itself trusted. Though there are several libraries [18, 35] providing global DP algorithms, realizing the trusted curator model in practice is challenging since it requires running DP code over sensitive raw data on the premises of an untrusted organization or cloud provider.

Running DP code in a Trusted Execution Environment (TEE) [23] can prevent the organization from seeing the data in the clear. However, we show that running existing DP systems in TEEs is not sufficient to provide DP guarantees and protect data against reconstruction attacks. These attacks stem from an essential, but often overlooked, part of a DP system: the privacy budget. Since the privacy budget is used to constrain the number of queries the system can answer while providing DP guarantees, any tampering with the budget can lead to information leakage. For example, by rolling back the budget or answering multiple queries from the same

*Description of these systems suggests that the budget is maintained only during a DP session and does not explicitly mention persisting the budget.

budget, the attacker gets access to many more outputs than what is permitted by the budget. Even though each query output will have DP guarantees, the results can be averaged to cancel out the noise. Indeed it is known that even if noise is applied to the queries’ output, the more queries are answered the more information is released about a dataset [14].

In this paper we address the problem of designing a secure global DP system in an untrusted setting. We first identify that a secure system needs to provide two key properties: *liveness*, requiring that after a crash the system can restart; and *DP confidentiality* (or confidentiality for short), meaning that the system leaks no more information than one in which the curator is trustworthy—even in the face of collusion between the cloud provider hosting the DP system, the network, and the data analyst who submits queries to the curator. Since DP mechanisms are randomized, we cannot insist on the DP system producing the same answers as those produced by a trusted curator. To this end, we propose a notion of equivalent transcripts over the distributions of answers. We then design a system, ELEPHANTDP, that guarantees these properties even when an attacker can control the queries and the persistent storage.

Existing DP Systems. Table 1 shows that existing systems guarantee at most one of the required properties. Several DP systems do support tracking of the budget but only one stores the budget in persistent memory, which is required to provide liveness. However, none of the systems protect against replay, forking or rollback attacks against the budget if the system were restarted. We use two (insecure) instantiations below to highlight the difficulties in securely extending previous DP systems:

(Insecure) Instantiation 1: Suppose the DP system is run in a TEE (e.g., Intel SGX) to guarantee confidentiality [1, 7, 32]. A data owner can then submit raw data, encrypted, which is then decrypted and processed with a DP algorithm by the TEE, ensuring that only DP-protected output ever leaves the TEE in the clear. To accommodate multiple queries, one may initialize a single TEE and upload a budget into its runtime memory. Since the budget is stored and updated within the TEE, the budget integrity is protected. Once the budget is exceeded the TEE shuts down. However, if the TEE crashes, one may not even know how many queries were answered and if budget was exceeded. This instantiation is inspired by systems that support runtime budget in Table 1 (e.g., GoogleDP [18]).

(Insecure) Instantiation 2: To guarantee liveness (e.g., in the event of a crash), one needs to be able to restart a TEE to answer queries. Hence, the TEE’s previous state (including the budget) should be stored in persistent storage. However, such storage is provided by an untrusted cloud provider and can be easily tampered with as we also validated empirically in Section 3.3. Signatures on the state can protect from an attacker setting their own budget; however, they do not protect against attacks supplying previously stored states to a restarted TEE (i.e., rollback attacks) or creating multiple TEEs with the same budget (i.e., fork attacks). This instantiation is inspired by PySyft [42] which is the only system that persists its budget in a database; albeit without protection against budget attacks.

ELEPHANTDP. Since none of the existing systems can protect against budget attacks, we propose ELEPHANTDP that provides both liveness and confidentiality. Our system relies on a carefully designed protocol around a state continuity module (SCM), which

tracks budget updates, and a TEE, which runs the DP code. Though there is a significant amount of work on each of these components, integrating them with each other is not trivial and can lead to an insecure implementation. First, an incorrect order in which the budget is updated and the answer to a query is returned can reveal answers to more queries than what the budget should allow. Second, DP algorithms are randomized; if an answer to a previously answered query is recomputed, it is very likely to return a different result — facilitating a differencing attack to recover the sensitive output. Finally, to guarantee liveness, the (untrusted) environment should be able to (re)start TEEs. The latter can lead to multiple TEEs answering queries in parallel — enabling a fork attack as a result.

To address the above challenges, we make several design choices that contribute to the security of the overall system, including what needs to go into the state, and the order in which the budget is updated and the query is replied. For example, ELEPHANTDP records the answer to the last query and the updated budget in untrusted storage and SCM, before the answer is sent to the analyst. We prove that ELEPHANTDP guarantees liveness and DP confidentiality, while relying on TEE security and the existence of minimal state continuity functionality (e.g., TEE-based distributed systems for state maintenance such as Nimble [3] and Narrator [33] support this). Our system provides confidentiality guarantees even if the data analyst colludes with the storage provider, intercepts the network between SCM and TEE, and could crash and restart the TEEs.

In summary, our contributions are:

- *Problem formulation.* We highlight that security of a DP system crucially relies on faithfully maintaining the privacy budget. We show that existing approaches do not explicitly consider the budget and, hence, are vulnerable to attacks that invalidate their DP guarantees (even if the code runs in a TEE).
- *DP security requirements.* We formulate the threat model and properties of a secure instantiation of global DP model when executed by an untrusted system provider.
- *Protocol.* We propose ELEPHANTDP, first DP system that explicitly considers protection of budget’s continuity between queries, thus providing DP guarantees akin to those of a trusted curator.
- *Implementation.* We implement ELEPHANTDP using Intel SGX enclaves to run DP code and a state continuity module (provided by a distributed network of TEEs [33]). Compared to an insecure implementation, our system provides 1.1–2× query overhead. We observe that the relative overhead of ELEPHANTDP is lower when the DP system processes large datasets and complex queries.

2 BACKGROUND

Global Differential Privacy. Consider a space of possible datasets \mathcal{D} with a binary *neighboring* relation — two datasets $D, D' \in \mathcal{D}$ are neighboring if they differ in a single record — and consider an arbitrary space of queries \mathcal{Q} against datasets, and possible query responses as outputs in \mathcal{R} . We abstract the particulars of differentially-private mechanisms and consider general randomized mechanisms $\mathcal{M} : \mathcal{D} \times \mathcal{Q} \rightarrow \mathcal{R}$, that release some random answer a when running the mechanism $\mathcal{M}(D, q)$ on a dataset and query. We consider \mathcal{M} to be (ϵ, δ) -*differentially private* [15] for $\epsilon > 0$ and $\delta \in [0, 1]$ if given any two neighboring $D, D' \in \mathcal{D}$ and any subset of outputs $R \subseteq \mathcal{R}$ it holds that $\Pr[\mathcal{M}(D, q) \in R] \leq \exp(\epsilon) \Pr[\mathcal{M}(D', q) \in R] + \delta$. This

means that except for unlikely events – those with trivial probabilities, e.g., $\delta = 10^{-5}$ or less – the probability of observing outputs from $\mathcal{M}(D, q)$ or $\mathcal{M}(D', q)$ are always close and bounded by $\exp(\epsilon)$. (Note that for small ϵ budget, $\exp(\epsilon) \approx 1 + \epsilon$.) For ϵ -DP, one needs to ensure that $\Pr[\mathcal{M}(D, q) \in R] \leq \exp(\epsilon) \Pr[\mathcal{M}(D', q) \in R]$ holds. Differential privacy therefore guarantees that an attacker has limited ability to determine whether D or D' is used as input to a mechanism, based on its outputs.

Suppose that ϵ_i is the privacy loss for answering query i . Due to the (basic) composition property of DP, if responses to k such queries are released from the same dataset, the total privacy loss is at most $\sum_{i=1}^k \epsilon_i$ for that dataset. A data owner may assign a dataset with a total privacy budget B . Then maintaining the budget means disallowing any queries to this dataset that would exceed the budget, that is not answering a k th query if $\sum_{i=1}^k \epsilon_i > B$. To support this behavior, we consider \mathcal{M} as responding with tuple (a, ϵ, δ) to encapsulate both the differentially-private response and expended query privacy loss. While a is computed using secret random coins, privacy parameters ϵ, δ are computed deterministically and independently of data D . From now on, we omit δ and consider a system that supports ϵ -DP where \mathcal{M} returns a and ϵ only. For (ϵ, δ) -DP systems the budget would be set for both ϵ and δ and both will be updated after each query.

In this study, we show that budget B can be attacked (e.g., rolled back or reused) and propose a mitigation to faithfully maintain the state continuity of the budget for a dataset in a DP system. While past work on composition considers the accumulation of privacy loss [16, 17, 28], the focus of such work is distinct to our own: there the goal is to more accurately analyze theoretical privacy loss across multiple queries beyond the (worst-case) bound of basic composition. Existing DP systems implement these composition properties and conveniently track privacy loss, however they offer no state continuity guarantees. We seek state continuity of this accumulated privacy loss in system implementations even in the face of attackers attempting to tamper with the budget.

Trusted Execution Environment. Trusted Execution Environments (TEEs) allow the sensitive part of an application to run in an isolated and memory protected area (e.g., an Intel SGX enclave [23]). Hence, one can deploy applications with TEEs in a potentially untrusted cloud environment. TEEs provide several properties: (1) The confidentiality and integrity of an application. When an application is running, its memory is held in an isolated and protected area that no privileged processes/users can read nor tamper with. When an application transitions to a state of rest, it may choose to seal its state (encrypted with authenticated encryption) and recover it later. (2) The remote attestation feature guarantees that one can confirm that the code running in a TEE is the expected code and running on the legitimate hardware [13]. Though our experiments rely on Intel SGX, our protocol can be instantiated with any other trusted module that provides the above guarantees.

State Continuity. TEEs, such as those provided by Intel SGX, do not provide persistent state. If a TEE crashes or is maliciously restarted, its runtime state is lost. Hence, applications running in TEEs must explicitly address this. Unfortunately sealing described above can only ensure that the state content is protected and a TEE can detect if it was tampered with. However, it cannot detect if the

Algorithm 1 Functionality provided by SCM. All functions are executed atomically.

(sk_{scm}, vk_{scm})	▷ SCM’s signing and verification key
id_{scm}	▷ State id stored at SCM
State curstate	▷ Current state stored at SCM


```

function InitState(nonce, newstate)           ▷ Set initial state
    curstate ← newstate
     $id_{scm} \leftarrow 0$ 
    return Sign( $sk_{scm}, id_{scm}, curstate, nonce$ )
end function

function GetState(nonce)
     $\sigma_{scm} \leftarrow \text{Sign}(sk_{scm}, id_{scm}, curstate, nonce)$ 
    return  $\sigma_{scm}, id_{scm}, curstate$ 
end function

function UpdateState(nonce, id, newstate)
    if  $id = id_{scm} + 1$  then
        curstate ← newstate
         $id_{scm} \leftarrow id$ 
         $r \leftarrow \text{Ack}$ 
    else
         $r \leftarrow \text{Error}$ 
    end if
    return Sign( $sk_{scm}, r, nonce$ ),  $r$ 
end function

```

state it is unsealing is the most recent or whether there is another TEE that is already running from the same state. These attacks are possible in the case of a compromised storage service or operating system. We observe that for a TEE running DP code this means that one can either reset the budget that has been stored in a sealed state – mounting a rollback attack, or start more than one enclave from the same state – mounting a fork attack. To this end, one needs to rely on external methods for maintaining state continuity [26].

State continuity can be obtained using hardware primitives such as monotonic counters, NVRAM or TPM [8, 36, 38]. Alternatively, state continuity can be implemented with a set of nodes such as ROTE [29], Narrator[33] or Nimble [3] that guarantee fault-tolerance through replication. At a high level these systems maintain a state across multiple TEEs running on separate machines to avoid one point of failure. To guarantee state freshness and liveness, these systems assume that a majority of the nodes are alive. Adding more replicas to the protocol can further strengthen their robustness guarantees (e.g., as described in [3]).

We abstract the functionality of state continuity module (SCM) in Algorithm 1. It closely resembles the one presented in Nimble [3] while explicitly stating the signing and state update operations of the service. The SCM maintains $curstate$ and the counter of the number of times it was updated, id_{scm} . For our protocol, we require the SCM to sign its replies to ensure that states sent to TEEs are from a valid SCM. Queries sent to the SCM are augmented with nonce, requiring SCM’s signature to include it. This approach is used to prevent replay attacks by a malicious network. SCM updates

the state only if it was requested to update it with a state associated with the next counter value (i.e., $id_{scm} + 1$).

Our protocol will leverage SCM’s capabilities to build a secure DP system. In Section 5, we will show this requires carefully deciding which DP components to place in SCM’s state and in which order to update the local and SCM’s state and reply to the analyst. In Section 6, we prove these design choices lead to a secure system.

3 SETTING AND THREAT MODEL

In this section we outline the threat model when instantiating a trusted DP curator in an adversarial environment. We then show that existing implementations set in this threat model are vulnerable to budget attacks and show how one can reconstruct the statistics that DP aims to protect.

3.1 Problem Setting

We consider a setting where a *data owner* possesses a static dataset D . She wishes to setup a cloud service that would run on her behalf and answer *data analyst*’s queries on this dataset. The data owner wants analyst’s queries to be answered with differential privacy guarantees as long as they do not exceed a certain budget B (set by the owner). Moreover, the budget should be reduced by ϵ associated with each answered query.

In addition to a data owner and an analyst, our setting consists of a *server*. The data owner uploads their (encrypted) data D and associated budget B to a server. The server offers storage where the data owner can store their data. It also offers protected computation resources, abstracted as a *trusted execution environment*, *TEE* (e.g., implemented using Intel SGX) and regular computation resources. TEE can access server’s storage and run DP code. Our solution will also make use of a *state continuity module* (*SCM*) that has the basic functionality as described in Algorithm 1.

3.2 Threat Model

Trusted Components. We assume the data owner, TEE and SCM to be trusted. That is, TEE provides isolation to the code and data in its runtime memory: its code and data cannot be tampered nor observed. However, once it crashes, it no longer has access to its private memory. We assume that a newly instantiated TEE has access to its own pseudo-random source, independent of other instantiated TEEs. That is, even if TEEs were to use the same keys for encryption, they would use independent sources of randomness to provide semantic security. Though there is much work on side-channel attacks and protection guarantees of some instantiations of TEEs (e.g., for DP algorithms [1]), we consider side channels [9, 19] to be out of scope for this paper. The code of DP \mathcal{M} is trusted and will answer queries with DP guarantees. We refer to a TEE as *valid* if it is running the code of a data owner (e.g., it has passed a remote attestation check in case of Intel SGX).

SCM is trusted to provide state continuity and follow the functionality in Algorithm 1. That is, it will only update the state if it corresponds to the next counter value from the one it stores locally. Note that SCM does not check who it receives state updates from as long as they supply the correct counter value. Our system will be able to detect if the state was updated by a malicious party.

Attacker. We assume that a data analyst is not trusted as otherwise the data owner would not use DP mechanisms to answer their queries. The server is not trusted and may collude with the data analyst. For example, the TEE host could be curious about their customers’ activities or could be compromised by malware (a common threat model of a TEE). To this end, we consider an attacker who controls the data analyst, the server, and the network.

Attacker’s goal is to learn more information about the dataset than what is released to it via the DP querying interface. For example, it will try to issue more queries than it can, tamper with data that TEE stores in the external storage (i.e., the persistent storage provided by the server), give the TEE old copies of the data it stored (e.g., provide older copies of the budget if budget was stored outside of TEE’s runtime memory), snoop on the messages TEE sends to SCM, send messages to SCM on TEE’s behalf and vice versa (e.g., by sending its own messages or replaying TEE’s and SCM’s messages). Given that the attacker controls the server, including the operating system, it can arbitrarily crash and start TEEs, thereby aborting and restarting processes running in these TEEs. Alternatively, it can also initialize TEEs with copies of the same persistent storage (e.g., creating two TEEs with the same budget, thereby executing a fork attack). In Section 3.3, we show that these capabilities can be easily instantiated in practice to invalidate DP guarantees.

We assume that there is only one data analyst. However, querying system can be extended with more. For example, the data owner can setup the TEE code to answer queries only from a pre-approved set of analysts by supplying their public keys. Though we assume that the traffic between the analyst and the TEE will be protected by, for example, TLS, this will not protect against the above threat model due to the collusion of the analyst, network and the server.

3.3 Budget Attack

We now show that Instantiation 2 described in the introduction is vulnerable to a budget attack in the threat model outlined in the previous section, even when DP code runs in Intel SGX. Though the attack is against our DP code, it considers the setting where (1) DP code (e.g., PySyft) is running within a TEE, (2) the dataset is encrypted, and (3) the budget is protected with authenticated encryption and saved to persistent storage.

Our concrete scenario is as follows. A data owner uploads encrypted dataset to the cloud along with a file containing initial encrypted budget. A TEE is initialized with DP code that reads the budget from a file, answers a data analyst query, and writes the updated authentically encrypted budget back to the file. As a TEE we use Intel Xeon E-2288G CPU, which supports SGX functionality.

Dataset and Query Model. We use 1000 records from the PUMS dataset [34] in the attack, and the discrete Gaussian mechanism [11] to protect query output. We simulate a setting where data analyst queries the PUMS dataset using count queries on the age and income columns (e.g., count #records of a certain age). We assume that a data owner sets the overall budget $B = 10$ for the dataset.

Attack. Based on the above threat model, an attacker can control the operating system of the server. Hence, it has the privilege to kill a process running in a TEE using the system’s kill command and initialize a new process. Since the budget is stored in a filesystem controlled by the attacker, upon a file request from a TEE, it can

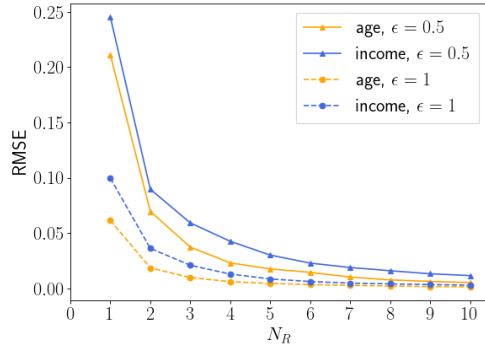


Figure 1: The error (RMSE) of attacker’s guess for the count query answer under rollback attack: the budget is reset when it is exceeded and each query is repeated N_R times to average out the noise.

provide files of its choosing. To this end, we implement an attacker who kills a process running in a TEE whenever the remaining budget is exceeded. The attacker then creates a new TEE. When TEE requests a budget file, the attacker provides it with the initial version of the encrypted and signed budget file that has the full budget instead of the latest file with no budget left. Since SGX cannot detect rollback attacks (discussed in Section 3.2), it cannot detect that it is being queried more times than what the budget allows for.

The attacker repeats the same query N_R times to average out noise added by the DP mechanism. To evaluate the effectiveness of the attack we use the relative mean squared error (RMSE): $RMSE = \sum (S_i - S'_i)^2 / \sum S_i^2$, where S_i is the value of the true answer to the i th query, and S'_i is the guess the attacker makes.

Attack Results. We plot the relationship between RMSE and N_R ranging from 1 to 10, for ϵ values 0.5 and 1, in Figure 1. As expected, RMSE decreases as the noise cancels out with more queries. As a baseline we use the error due to the Gaussian noise added by DP, that is, when N_R is 1. For example, the error is around 0.25 and 0.1 for income for ϵ of 0.5 and 1, respectively. Recall that larger ϵ results in smaller noise, hence, the error is higher for $\epsilon = 0.5$.

4 DESIGN AND SECURITY GOALS

Given the above threat model we wish to design a DP system that, at a high level, behaves as a trusted third party executing DP code would behave. In particular, the system should provide an interactive query interface to a data analyst and answer analyst’s queries with DP guarantees and within privacy budget constraints. We propose *DP confidentiality* and *liveness* definitions to capture these properties, respectively.

4.1 Liveness

We define liveness as the ability of the system to recover in case of a crash. That is, if the budget is not exceeded, the system should be able to answer analyst queries. Note that the attacker can always delete data stored by a TEE externally, refuse to start a TEE or block any messages to and from a TEE. However, similar to other systems,

we aim to guarantee liveness in a non-adversarial setting [3, 36, 38]. That is, if a TEE crashes, the system should be able to restart.

Definition 4.1. A system provides *liveness* if it can restore its state after an interruption (e.g., reboots or system crashes).

4.2 DP Confidentiality

The DP confidentiality property ensures that the system’s functionality is the same as the one provided by DP code running in the trusted environment. That is, the attacker should learn about the dataset D as much as it would when interacting with a trusted curator. That is, the budget is correctly adjusted after each answered query and queries that would exceed the budget return answer \perp . Since a TEE may crash or be interrupted (adversarially or not), the budget needs to be stored outside of the TEE to allow recovery. However, the outside storage is managed by an adversary. Hence, an old budget may be given to a TEE — thereby rolling back the state and the budget. Moreover, there is nothing that prevents an adversary from starting multiple TEEs with the same state and sending them the same query or different queries — thereby creating forks, with TEEs answering queries using the same budget.

Formally stating DP confidentiality is not straightforward for two reasons. Non-trivial DP mechanisms are randomized and the order in which queries are answered may alter their answer (e.g., budget may expire earlier if more expensive queries are answered first). Hence even if the system provides DP guarantees the answers may be different from another DP system due to different randomness used or the order in which queries are answered. We overcome this challenge by defining a transcript that captures a state of a DP system. To guarantee confidentiality, this transcript should be equivalent to a transcript of the ideal functionality.

Ideal DP System. The ideal setting that we aim our system to resemble is the following. The data owner is the only one that has access to the dataset. It sets the budget B and answers data analyst’s queries in a sequential order as long as there is enough budget to answer the queries. If the budget is not enough, it sends \perp as a reply. The data analyst learns only the DP answers to the queries.

We present this ideal DP functionality in Algorithm 2. It takes a sequence of queries Q and processes them in the order given in the sequence. It then constructs a transcript T_{ideal} where each entry is of the form (q, a, B) where a is the answer to the query and B is the updated budget after the query.

Note that differentially-private algorithm \mathcal{M} is a randomized algorithm. Hence, even transcripts of two ideal functionalities on the same set of queries are likely to produce different answers (but same budget updates). To this end we say that two transcripts T_1 and T_2 are equivalent as long as the answers they produce are both \perp (i.e., there was not enough budget to answer this query) or they are both elements of the same distribution $\mathcal{M}(D, q)$.

Definition 4.2 (Equivalent transcripts). For a dataset D , transcripts T_1 and T_2 are equivalent, denoted as $T_1 \approx T_2$, if they have the same number of entries and for every entry i :

- $T_1[i].q = T_2[i].q, T_1[i].B = T_2[i].B$ and
- Either $T_1[i].a, T_2[i].a$ are both \perp or from $\mathcal{M}(D, q)$.

We then say that a system provides DP confidentiality for a sequence of queries, if it updates the global budget and answers queries as a DP system running on a single trusted machine would.

Definition 4.3 (DP Confidentiality). Let Q be a sequence of all queries answered by a DP system and T be the corresponding transcript. DP system provides DP Confidentiality if there is an order on queries in Q , π , such that the generated transcript T is equivalent to the transcript, T_{ideal} , generated by the ideal DP system on $\pi(Q)$ (i.e., $T_{ideal} \approx T$).

5 ELEPHANTDP PROTOCOL

Existing DP systems do not guarantee liveness and DP confidentiality properties (Table 1) and hence are vulnerable to budget attacks as described in the introduction and shown in Section 3.3. To this end, we propose ELEPHANTDP (illustrated in Figure 2), a secure protocol for instantiating global DP model in an untrusted environment.

At a high level ELEPHANTDP achieves liveness by storing the current budget in a persistent but insecure storage. It achieves DP confidentiality by processing decrypted data only within a TEE and answering queries with DP guarantees if the privacy budget allows for it. Since the outside storage is untrusted, it stores a hashed digest of its state, including the budget, in a state continuity module (SCM). The digest is then used to verify that the state the TEE retrieves from the outside storage is the most recent.

5.1 Overview

There are two challenges in integrating an SCM in a DP system. The first one is what components to store in the system’s state and the second one is in which order to update the state and answer the query. Below we describe the intricacies behind these choices.

DP budget is a natural candidate to be persisted in a state. However, if the queries were to be answered before the state digest is updated at the SCM, this solution would be clearly vulnerable to rollback attacks. Hence, the query must be answered after the budget is updated. However, a TEE may crash after updating the budget but before sending the answer to the analyst. Once the system restarts, the query would remain unanswered even though it has used up the budget.

Algorithm 2 Ideal DP Functionality for answering a sequence of queries Q on dataset D given total budget B .

```

function IdealDP( $D, B, Q$ )
   $i \leftarrow 1$                                  $\triangleright$  Query counter
   $B \leftarrow B$ 
  for  $\forall q \in Q$  do                             $\triangleright$  Process queries in sequence order
     $a, \epsilon \leftarrow \mathcal{M}(D, q)$ 
    if  $B - \epsilon \geq 0$  then
       $B \leftarrow B - \epsilon$ 
    else
       $a \leftarrow \perp$                              $\triangleright$  Query exceeds the budget
    end if
     $T_{ideal}[i] \leftarrow (q, a, B)$ 
     $i \leftarrow i + 1$ 
  end for
end function

```

To avoid the depletion of a budget above, one may suggest to augment the state with the last query. Then, when the TEE restarts, the answer to the recorded query could be recomputed without using the budget again. However, this opens a possibility of a differing attack since a previously computed answer may have been sent before TEE crashed. Since DP mechanisms are randomized, it is likely the attacker will get a different answer than before. It can then crash the TEE after every answer (i.e., mimicking the attack in Section 3.3 against a system that did not use SCM). To mitigate this, ELEPHANTDP records the budget, the query and the answer in its state and re-sends the answer instead of recomputing it.

The last design choice arises from the order in which the state and its digest need to be updated at the untrusted local storage and the SCM, respectively. If the SCM is updated before the local state is updated and TEE crashes, no other TEE will be able to restart as the non-hashed version of a state is lost. However, if the local state is updated first and the TEE crashes, a restarted TEE will be out of sync with SCM. ELEPHANTDP adopts the latter option while still being secure. In particular, it allows a TEE to update the SCM using the (authenticated) version of the state stored at the server as long as it is at most one version higher than SCM. To ensure that the attacker does not start multiple TEEs with the same budget and launches a fork attack, no query (including the one recorded in the state) is answered until the SCM is in-sync with the local state. Here, SCM guarantees that only one of the TEEs will be able to update the state, while all others will abort.

5.2 System state

ELEPHANTDP’s state consists of a tuple $s = q||a||B$ and a query counter/identifier id where:

- q is the most recently submitted query from the data analyst, including all the arguments required for a query (e.g., query type). During initialization q is set to \perp .
- a is the answer to q . It is set to \perp at the initialization or if there was not enough budget to answer the query.
- B is the remaining budget, initially set to the total budget B allocated by the data owner for the dataset D .
- id is the counter of all answered queries, including those that returned \perp due to budget constraints. This is also a state identifier as the state is updated for every query.

System digest h is set to $\text{Hash}(\bar{s})$ where Hash is a collision-resistant hash function and \bar{s} is the encrypted version of the state. We use hash of encrypted state since the state contains secret information a . If the hash is received before the update to the state has been recorded, one could use a dictionary-like attack to guess the answer.

5.3 Protocol Entities

ELEPHANTDP consists of the following entities (see Figure 2).

- (Trusted) Data owner of the static dataset D .
- (Untrusted) Data analyst that submits queries about D .
- Trusted Execution Environment (TEE) that answers queries using a DP mechanism.
- State continuity module (SCM) (defined in Section 2) that keeps track of the most recent state digest h .

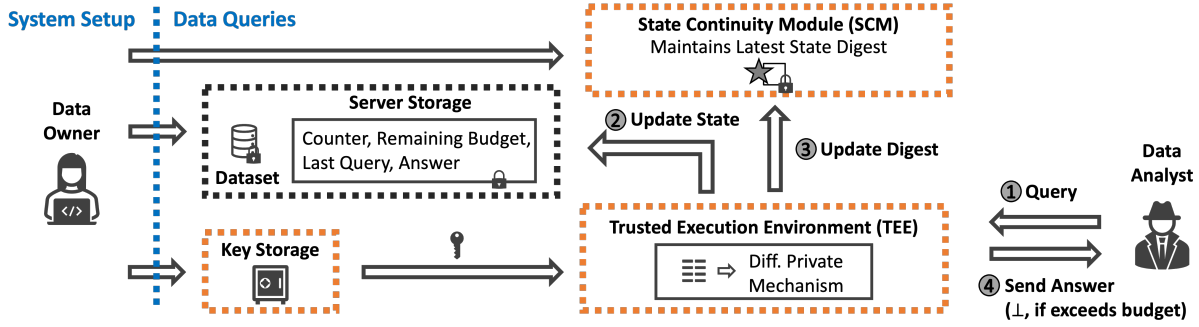


Figure 2: The overview of ELEPHANTDP where a TEE answers analyst’s queries using DP mechanisms on data owner’s behalf. During System Setup the data owner uploads the encrypted dataset and state containing the initial privacy budget to the server. It uploads the hash of the encrypted state to a State Continuity Module (SCM) and secret keys to the key storage. When TEE is initialized (not depicted in the illustration), it loads the keys, the data and the state. It checks that the state is most recent by comparing it against the digest maintained by the SCM. When the analyst sends the query (Step 1), TEE computes a DP answer and stores the query counter, the updated budget, the query and the answer in persistent storage (Step 2). It then tries to update the SCM with this new state (Step 3). If the update is successful (e.g., no other TEE has updated the state in the meanwhile), the TEE sends the answer to the analyst. The data owner and the components in orange are assumed to be trusted.

- (Untrusted) server that stores static encrypted and integrity protected dataset \bar{D} . It also stores the encrypted system state \bar{s} that is updated by a TEE.

The TEE interacts with server storage (ST) via `ST.Load(tag)` and `ST.Store(tag, object)` calls that load an object stored with the provided tag and store an object under the specified tag, respectively.

The TEE interacts with the state continuity module (SCM) via `SCM.UpdateState(nonce, id, newstate)` and `SCM.GetState(nonce)` that are defined in Section 2.

5.4 System setup

The data owner sets up the system using dataset D and initial budget B as follows (the pseudocode is provided in Algorithm 3). It sets initial state $s_0 = \perp \parallel \perp \parallel B$ with identifier 0. Since the data owner provides the dataset that needs to be protected, she generates two symmetric keys k_D and k_s of an Authenticated Encryption scheme for encrypting the dataset D and state s_0 respectively (Line 2 and 3 in Algorithm 3). The data owner also generates a signing and verification key pair sk_s and vk_s that TEEs will use to verify that state digests are authentic and have not been tampered with.

The data owner sends a signature $\sigma \leftarrow \text{Sign}(sk_s, (0, h_0))$ over a hash of the encrypted state $h_0 \leftarrow \text{Hash}(\bar{s}_0)$ and a random nonce to the SCM via `InitState(nonce, (σ_{h_0}, h_0))`. In return it obtains a signed reply from SCM, which the data owner checks using vk_{scm} to ensure that a valid state has been loaded on its behalf to an SCM that it trusts (to prevent a person-in-the-middle or replay attacks). She then uploads the encrypted dataset \bar{D} , the encrypted state \bar{s}_0 , and a signature σ_{h_0} to the untrusted storage at the server. D may need to be padded to the size of the worst-case neighbouring dataset to ensure that size alone does not reveal additional information.

The data owner needs to set up a way for a TEE, once initialized, to be able to access the keys ($k_D, k_s, sk_s, vk_s, vk_{scm}$) so that it can act on her behalf and answer data analyst’s queries. There are several ways to do it, including the following two.

We assume that the DP system code is public and can be loaded by any TEE and is amenable to remote attestation. The data owner could initialize a TEE with the DP systems’ code and transfer the keys after checking that the TEE is legitimate via remote attestation. The TEE could then seal and store them in untrusted storage so that it can recover them without contacting the data owner if the crash occurs. Alternatively, the data owner can use a key management service (e.g., Azure Key Vault[†]) and ensure that only TEEs with DP code as loaded by the data owner can access the keys. To this end, we abstract the process by which the TEE obtains keys via `GetKeys(m)` where m is TEE’s proof for remote attestation.

TEE Initialization. The `Init` algorithm is run inside of a TEE every time a TEE is (re-)started. During the protocol, TEE interacts with the untrusted server storage. By the end of the initialization, TEE’s local private memory contains the keys and the state components as described above. The pseudocode of this protocol is shown in Algorithm 4 and described below.

During initialization, TEE loads the signing and encryption keys either from sealed state or from a key vault, ensuring that only TEE’s running legitimate code can load the keys. The TEE then loads its state from the server storage and requests a signed state digest from the SCM. For freshness, it requests the SCM to sign the nonce sent by the TEE. If the signature and freshness checks succeed, the TEE tries to load the state. It compares the digest of the state it loads from the server storage with the digest stored at the SCM. If the digests match and SCM’s digest was uploaded by a valid TEE (as verified using digital signatures with vk_s), the TEE will use the loaded state as its local state. If the digests do not match, TEE attempts to update the state digest at SCM. If the update is successful, it proceeds similar to above. Otherwise it aborts as SCM must have been updated with a more recent state by another TEE.

The TEE checks if there is a query in the current state (i.e., it is not the first time the TEE has started since the data owner setup

[†]<https://learn.microsoft.com/en-us/azure/key-vault/managed-hsm>

Algorithm 3 The data owner sets up ELEPHANTDP to answer queries using her dataset D with budget B . For state continuity, the system is setup to use SCM whose verification key is vk_{scm} .

```

1: function Setup( $D, B, vk_{scm}$ )
2:    $k_D \leftarrow \text{genEncKey}()$   $\triangleright$  Encryption key for the dataset.
3:    $k_s \leftarrow \text{genEncKey}()$   $\triangleright$  Encryption key for the state.
4:    $sk_s, vk_s \leftarrow \text{genSignKey}()$   $\triangleright$  Asymmetric keys for signing
   and verification of the state.
5:    $s_0 \leftarrow \perp || \perp || B$   $\triangleright$  Set initial state.
6:    $\bar{s}_0 \leftarrow \text{Encrypt}(k_s, s_0)$  and  $h_0 \leftarrow \text{Hash}(\bar{s}_0)$ 
7:    $\sigma_{h_0} \leftarrow \text{Sign}(sk_s, (0, h_0))$   $\triangleright$  Sign the hash of the encrypted
   initial state.
8:   Generate random nonce
9:    $\sigma_{scm} \leftarrow \text{SCM.InitState}(\text{nonce}, (\sigma_{h_0}, h_0))$ 
10:  if Verify( $vk_{scm}, \sigma_{scm}, 0, (\sigma_{h_0}, h_0), \text{nonce}$ ) fail then
11:    Abort  $\triangleright$  State initialization at SCM failed.
12:  end if
13:   $\bar{D} \leftarrow \text{Encrypt}(k_D, D)$ 
14:  ST.Store('data',  $\bar{D}$ ) and ST.Store('state',  $(\sigma_{h_0}, \bar{s}_0)$ )  $\triangleright$ 
   Upload the encrypted dataset and the encrypted state to the
   storage.
15:  return
16: end function

```

the system). If there is one, it sends previously recorded response a to the data analyst since the DP system may have crashed before the answer was sent. TEE then loads and decrypts the dataset D . If the dataset is too large to fit in TEE, this could be replaced with a procedure that will allow for access to dataset D in chunks.

5.5 Replying to Queries

A data analyst interacts with a TEE by sending queries to it. TEE answers queries as long as there is enough budget left. The pseudo-code for replying queries appears in Algorithm 5.

Let q be a query sent by the analyst. TEE runs a DP mechanism \mathcal{M} that returns answer a to q and the budget ϵ required to answer q .

If the budget is enough to answer the query, \mathcal{M} also computes a ; otherwise, it returns \perp . Answering the query should be done without observable side channels as otherwise information can be leaked if the TEE is interrupted and budget is not updated. For example, if answer length differs depending on the dataset (e.g., queries beyond average or count as considered in the experiments), the answer needs to be padded to the length of the longest possible answer.

If the query can be answered without exceeding the budget, TEE sets new budget to $B - \epsilon$. Otherwise, budget stays the same. Regardless of the query output, TEE updates the state with an incremented state counter, updated budget, last query and the answer. It encrypts the state and stores it in the storage, before requesting SCM to update the digest. If SCM can update the state digest (i.e., SCM's last state identifier is one smaller than what TEE is trying to update it with), the TEE sends the answer to the analyst and waits for further queries. If the state at SCM cannot be updated, TEE aborts as its current state is out of sync with SCM.

5.6 Observations

Repeated Answers. ELEPHANTDP sends a reply to a previously asked query every time TEE is initialized. This may result in the analyst getting multiple copies of the same answer. We made this choice to ensure answers are sent to the analyst for every query that has been accounted for in a budget. That is, if the digest corresponding to the query has been updated at SCM, then, from the system's point of view, the query has consumed the budget, even if the answer was not sent to the analyst (e.g., due to a crashed TEE).

DP Mechanism State. Some DP mechanisms, such as private multiplicative weights [16], keep a state between queries. We can abstract this as additional input aux to $\mathcal{M}(D, q, aux)$ and augment the state s to also keep aux .

Multiple Datasets. We can consider two settings. The first one, where a data owner has several datasets and wants to setup ELEPHANTDP for each one. Our protocol can be adopted to support this by associating each dataset and its state with a label, where the label is unique for each dataset. Then, SCM needs to maintain states along with their labels such that one can query and update state digests by using their labels (e.g., Nimble [3] provides labeling functionality). The second setting is where a single system may need to access multiple datasets, each with its own budget (e.g., in the Local DP setting). In this case, as for the first setting, ELEPHANTDP will need to maintain a state per each dataset. Additionally, it will also need to correctly load each state during the initialization and release query answers to a data analyst only after budgets for all datasets have been successfully updated at the SCM.

6 ELEPHANTDP ANALYSIS

We now prove that ELEPHANTDP provides liveness and DP confidentiality, assuming TEE provides isolation guarantees and SCM provides state continuity guarantees as specified in Section 2. Proofs of both properties rely on the integrity, authenticity and recency of the states loaded by a TEE summarized in the following lemma.

LEMMA 6.1. *Assuming the integrity and confidentiality properties of the TEE, the integrity properties of SCM and standard cryptographic assumptions for signatures, authenticated encryption and the hash function, ELEPHANTDP has the following state integrity properties:*

- (1) *if a TEE is successfully initialized, then it is loaded with a state that was created either by a valid TEE or by the data owner;*
- (2) *if a TEE is successfully initialized with identifier id then the last state stored by a valid TEE at SCM had identifier id or $id - 1$.*

PROOF. The first property holds since the state stored at the storage module is signed using the key sk_s of the data owner. By design only valid TEEs can access this key. The initialization in Algorithm 4 is successful only if state verification succeeds.

We now prove the second property. During initialization (Algorithm 4) a TEE reads the state digest from SCM. It checks that the received digest h is from a valid SCM and fresh (checked using signature σ_{scm} , verification key vk_{scm} and nonce). It also ensures that the digest was uploaded by a valid TEE using vk_s . It then compares the digest to the hash of the state loaded from the storage

Algorithm 4 Initialization of a TEE. If the protocol succeeds, TEE is loaded with keys, the dataset and the budget for answering DP queries.

```

1: function INIT()
2:    $(k_D, k_s, sk_s, vk_s, vk_{scm}) \leftarrow \text{GetKeys}(m)$             $\triangleright$  Get signing & encryption keys, using TEE attestation based on measurement  $m$ .
3:   Generate random nonce
4:    $\sigma_{scm}, (id, (\sigma_h, h)) \leftarrow \text{SCM.GetState}(\text{nonce})$             $\triangleright$  Get state from SCM.
5:   if  $\text{Verify}(vk_{scm}, \sigma_{scm}, id, (\sigma_h, h), \text{nonce})$  or  $\text{Verify}(vk_s, \sigma_h, (id, h))$  fail then
6:     Abort            $\triangleright$  Latest state is either not from a valid SCM or has old nonce or the state was not from a valid TEE.
7:   end if
8:    $\sigma, \bar{s} \leftarrow \text{ST.Load}(\text{'state'})$             $\triangleright$  Load latest encrypted state from storage.
9:   if  $\text{Verify}(vk_s, \sigma, id, \bar{s})$  and  $\text{Hash}(\bar{s}) = h$  then
10:    Go to Line 23            $\triangleright$  State digests loaded from SCM and generated from the storage state are in sync.
11:  else
12:    if  $\text{Verify}(vk_s, \sigma, id + 1, \bar{s})$  then            $\triangleright$  TEE may have crashed before SCM received its updated state.
13:       $h \leftarrow \text{Hash}(\bar{s})$  and  $\sigma_h \leftarrow \text{Sign}(sk_s, (id, h))$ 
14:      Regenerate random nonce
15:       $\sigma_{scm}, \text{msg} \leftarrow \text{SCM.UpdateState}(\text{nonce}, id, (\sigma_h, h))$ 
16:      if  $\text{Verify}(vk_{scm}, \sigma_{scm}, \text{msg}, \text{nonce})$  fails or  $\text{msg} \neq \text{Ack}$  then
17:        Abort            $\triangleright$  Could not update the state at SCM (e.g., because SCM has a newer state).
18:      end if
19:    else
20:      Abort            $\triangleright$  Loaded state cannot be authenticated with expected  $id$ .
21:    end if
22:  end if
23:   $q, a, B \leftarrow \text{Decrypt}(k_s, \bar{s})$ 
24:  if  $id \neq 0$  then            $\triangleright$  Check if answers to any queries have been computed.
25:    Send  $id, q, a$  to the data analyst
26:  end if
27:   $\bar{D} \leftarrow \text{ST.Load}(\text{'data'})$ 
28:   $D \leftarrow \text{Decrypt}(k_D, \bar{D})$             $\triangleright$  Load and decrypt data
29: end function

```

(based on the first property it is an authentic state but may be stale). If the digests are equal, initialization is successful and the second property holds. If they are not equal, TEE tries to update the SCM. The SCM accepts an update only if its last recorded state digest has an identifier one less than the one sent by the TEE. It rejects an update if there are other entries associated with the same id . Otherwise, it updates its state and sends an acknowledgement. \square

6.1 Liveness

LEMMA 6.2. *ELEPHANTDP provides liveness (Definition 4.1) in a non-adversarial environment, that is, when a restarted TEE is given the latest state stored by a valid TEE and receives a response from a valid SCM.*

PROOF. Our proof builds on the design of the protocol and the fact that the state loaded in a TEE must be most recent and come from a valid TEE (proved in Lemma 6.1). Consider a scenario where a TEE running ELEPHANTDP has crashed. Let \bar{s} be the latest encrypted state stored in the storage module. TEE is initialised using Init() protocol in Algorithm 4. Let us refer to the TEE that attempts to initialize as TEE_1 . Let TEE_2 be the TEE that computed \bar{s} .

To complete initialization the protocol needs to reach Line 23. There are three Aborts that can prevent a successful initialization. The first abort is due to a failed signature and freshness verification. These checks should succeed if the environment is not adversarial.

That is, if the correct SCM replied to the TEE in real time (i.e., the nonce generated by TEE_1 was used and SCM's reply was signed using sk_{scm}), and the state in the reply was sent to SCM by a valid TEE (i.e., verified using σ' and vk_s).

The second abort happens when SCM's state does not match the one loaded in the TEE. SCM's state can diverge from storage's state either because TEE_2 crashed after updating storage state but before SCM has received the state update or when there is another TEE that may have progressed SCM's state. In the former case the update of the SCM should succeed if SCM has not been updated since TEE_2 has crashed and hence the latest identifier it stores must be one less than id loaded by TEE_1 . The latter case would imply that there is a newer state available in the storage module, since storage module receives the state update before the SCM. However, this would contradict the assumption that \bar{s} is the latest state.

The third abort happens when loaded state cannot be verified with the expected identifier id , that is stored at SCM, or $id + 1$, if a TEE was one state ahead of SCM. However, this can happen if storage module provides corrupted or stale states as compared to what is stored at SCM. \square

6.2 DP Confidentiality

Information released in ELEPHANTDP. By design, only TEEs running data owner's code have access to the data encryption

Algorithm 5 Pseudocode for answering DP queries inside of a TEE. After TEE is initialized in [Algorithm 4](#), it answers queries from a data analyst. For each query q , it associates an identifier and computes an answer. If there is enough budget to answer the query, the budget is updated. Otherwise, the answer is set to \perp and the budget stays the same. Query, answer, its identifier and the budget are saved at the storage. If SCM accepts this state update, the answer is sent to the data analyst. Otherwise, TEE aborts as SCM may have a more recent state update.

```

1: function ReplyQuery( $q$ )
2:    $a, \epsilon \leftarrow \mathcal{M}(D, q)$  ▷ Compute the answer and the budget the query will take.
3:   if  $B - \epsilon \geq 0$  then
4:      $B \leftarrow B - \epsilon$ 
5:   else
6:      $a \leftarrow \perp$  ▷ Reset the answer as not enough budget to answer this query.
7:   end if
8:    $id \leftarrow id + 1$ 
9:    $s \leftarrow q \| a \| B$ 
10:   $\bar{s} \leftarrow \text{Encrypt}(k_s, s)$  and  $h \leftarrow \text{Hash}(\bar{s})$ 
11:   $\sigma \leftarrow \text{Sign}(sk_s, id, \bar{s})$  and  $\sigma_h \leftarrow \text{Sign}(sk_s, (id, h))$ 
12:  ST.Store('state',  $(\sigma, \bar{s})$ ) ▷ Save the state together with the answer and the unique identifier.
13:  Generate random nonce
14:   $\sigma_{scm}, \text{msg} \leftarrow \text{SCM.UpdateState}(\text{nonce}, id, (\sigma_h, h))$  ▷ Attempt to update the state at counter  $id$ .
15:  if Verify( $vk_{scm}, \sigma_{scm}, \text{msg}, \text{nonce}$ ) or  $\text{msg} \neq \text{Ack fail}$  then
16:    Abort ▷ TEE could not update SCM's state. Abort as TEE is not in sync.
17:  end if
18:  Send  $id, q, a$  to the data analyst
19: end function
20: Abort, if  $B = 0$ .

```

key k_D . Hence, information about the dataset is released by valid TEEs only. TEEs store states to storage module, send updated digests to SCM, abort and return answers to a data analyst. The first two actions do not reveal information about D or computed answers a since the state is stored encrypted and the digest is a hash of the encrypted state. If state size (e.g., the size of a) is sensitive, one may consider padding it. Aborts are associated with integrity of the state continuity and loaded states and do not depend on the content of the data or returned answers. Hence, we only need to consider the information released by TEEs via replies to queries.

We capture query replies via tuples (id, q, a) sent by a TEE to a data analyst. Let \mathcal{T} be a sequence of these tuples. We show that ids in \mathcal{T} follow a sequential order and are numbered 1 to n where n is the number of queries in Q . Due to TEE crashing and resending the answers to previously asked queries after recovery, \mathcal{T} may have tuples with same ids . However, we show that if there is more than one tuple with the same id , then all these tuples are equal ([Lemma 6.3](#)). Hence, these entries do not reveal any new information and are copies of previously sent answers.

LEMMA 6.3. *Let \mathcal{T} be a sequence of tuples returned by a TEE. Then (1) all identifiers in the sequence follow a sequential order, starting at 1 and (2) if more than one tuple has the same identifier then those tuples are equal.*

PROOF. We prove the lemma by showing that if the answer was sent by a TEE then there must be exactly one entry in SCM associated with the same identifier that was generated by a valid TEE. Note that the tuple is sent by a TEE (in `Init` and `ReplyQuery`) only if the state with the same id was successfully updated by the SCM. Hence, by construction there is a state associated with each answer with the same id . Since SCM updates the state only if id sent

by a TEE is one greater than the one stored by SCM, all valid SCM states are associated with sequential ids . SCM's state is initialized by the data owner with $id = 0$. Hence, the only update that can be successful after initialization must be for $id = 1$ and as a result the first answer is associated with identifier 1.

Copies of the same answer are generated by TEE if the TEE crashes after sending the reply in [Line 25](#) or [Line 18](#) in [Algorithm 4](#) and [Algorithm 5](#), respectively, but before it processes the next query and updates SCM's state accordingly. Once an answer is computed, it is associated with an id , and stored encrypted in the storage module – becoming part of the state. If TEE crashes before it updates the state with the next query, it will resend the identifier, query and answer as stored in the state for the previous query. This resent information will be the same since it is retrieved from the correctly recovered state as per [Lemma 6.1](#). \square

LEMMA 6.4. *Assuming the integrity and confidentiality properties of a TEE, the integrity properties of SCM and standard cryptographic assumptions for signatures, authenticated encryption and the hash function, ELEPHANTDP provides DP confidentiality ([Definition 4.3](#)).*

PROOF. We first show how to construct transcript T for ELEPHANTDP and determine order π , as per [Definition 4.3](#). We then show the equivalence with the transcript of the ideal functionality.

Let \mathcal{T} be all the tuples (id, q, a) sent by a TEE to a data analyst (as defined in this section) but after removing equal tuples. We then augment each tuple with the budget B stored in a TEE (e.g., runtime memory) at the time it sent this tuple. Transcript T is then constructed as follows: $T[\mathcal{T}.id] = (\mathcal{T}.q, \mathcal{T}.a, B)$. The index positions associated with queries in T form an order π on Q that we use for [Definition 4.3](#).

Given properties of the sequence of replies \mathcal{T} (Lemma 6.3) and by construction above, we know that both transcripts are of the same length and queries are equal: $T[i].q = T_{\text{ideal}}[i].q$. Hence, we need to show that the corresponding budgets are equal and answers are either both equal to \perp or are from the same distribution (condition of Definition 4.3). Note that if budgets are equal then the condition on the answers will hold since both the ideal functionality and the code in the TEE use the same mechanism \mathcal{M} to compute an answer (albeit with different randomness). Moreover, both use deterministically computed ϵ to determine if a query exceeds the budget or not. Hence, both functionalities will either return \perp or answers from the same distribution. Hence, in the rest of the proof we show that budgets across both transcripts are the same.

We prove that budgets are equal by showing that the answer and the (updated) budget for entry with identifier id use the budget of entry $id - 1$ or owner’s initial budget, if $id = 1$. Since budget update is performed by the same code as the one from the ideal functionality, this would lead to an equivalent budget update and answer computation for this entry.

In the base case, when no queries have been answered, there is only one state that is available in the system and can be successfully loaded into a TEE; it is the state generated by the owner: $\perp || \perp || B$ with $id = 0$. In this case SCM is not updated as it stores the same state loaded by the owner. According to Lemma 6.1, if TEE is initialized, it is loaded with owner’s budget and $id = 0$. When query associated with $T[1]$ arrives, ReplyQuery uses B to determine the answer and the next budget, and id to increment the identifier. The answer is sent (and hence appears in the transcript) only if the state was successfully updated at SCM.

For the general case, we prove that the only state that TEE can use to answer query at entry $T[i]$ must be from the state associated with an answered query $T[i - 1]$. First we show that the state that a TEE uses to determine an answer for any query must have an entry associated with it in T (i.e., there must have been an answer produced by the TEE). This is true, since a state is stored by a TEE and updated at SCM, before the answer is sent. Even if a TEE crashes after it has updated both storage and SCM but before it sends an answer, the new TEE will be loaded from the saved state and will send the saved answer before proceeding to reply other queries (Line 25 in Algorithm 4). Since TEE associated identifier i with this particular query, its previous state must have been associated with identifier $i - 1$. The states have the same identifiers as the answers sent at that state, hence, the answer must be associated with identifier $i - 1$. Since identifiers are unique in the transcript, the previous answer must have been for the entry $T[i - 1]$. \square

7 ELEPHANTDP EVALUATION

We evaluate the performance of ELEPHANTDP w.r.t. a naïve DP protocol that provides no security beyond DP guarantees.

7.1 Experimental Setup

The experiments in this section were run on Intel Xeon E-2288G CPUs that support SGX, running a 64-bit Ubuntu Linux 20.04.4 with kernel version 5.15.0-1034 (same as in Section 3.3).

ELEPHANTDP. We implement ELEPHANTDP as described in Section 5 in C++. TEE and SCM are the two main components of

Table 2: The average time (in ms) to answer Average (Avg), Variance (Var), and Correlation (Cor) queries for NAIVEDP and ELEPHANTDP on datasets PUMS and DIGIX. The results are amortized over 1000 queries including the cost of loading of a dataset. All measurements are averaged over 1000 runs.

Dataset	Query	NaiveDP	ElephantDP (Overhead)
PUMS	Avg	3.12	6.18 (2×)
	Var	10.12	12.04 (1.2×)
	Cor	27.56	29.09 (1.1×)
DIGIX	Avg	5.19	10.36 (2×)
	Var	16.86	20.12 (1.2×)
	Cor	46.07	48.24 (1.1×)

ELEPHANTDP. TEE is instantiated using CPU with Intel SGX capabilities, processes DP queries using Gaussian mechanism and updates system states as in Algorithm 5 inside an enclave.

The SCM component of ELEPHANTDP is realized by a distributed system of nodes in a LAN environment of a data center, each running on a separate machine to protect against a single-point failure. Unless otherwise specified SCM has 3 nodes. The SCM is adapted from the distributed system part of Narrator [33], and accommodates the functionalities required by our protocol, such as the signing functionality used in InitState of Algorithm 1. Narrator adopts a consistent broadcast protocol [10, 37], and guarantees that if a node fails, it can be restarted and synchronized with the latest digest (i.e., the digest with the highest id) from the remaining nodes. We use AES-GCM for encryption, SHA256 for hash, and RSA-SHA256 for signatures, which are provided by Intel SGX SDK.

NAIVEDP. As a baseline we use a system that runs DP code on the machine with the same specification as ELEPHANTDP but does not use TEEs, state continuity, encryption and signatures.

Datasets and queries. As datasets, we use the PUMS dataset [34] and the test dataset of DIGIX [25]. PUMS has 1.2 million records, and takes 44 MB memory. DIGIX has 2 million records, and takes 307 MB memory. Since DIGIX is 307 MB and the maximum SGX enclave memory is around 190 MB, we divide and seal DIGIX into two data chunks so that each can fit into the enclave. During queries, the code loads each chunk one by one, calculates a temporary result on each one and aggregates these temporary results inside the enclave.

We run three types of data analyst queries on these datasets. The first two queries are the average and variance of the age column, Avg and Var, for both datasets. The third query is the computation of the Pearson correlation coefficient between two columns in the same dataset. For the PUMS dataset, we use age and income columns (i.e., Cor(age, income)). For the DIGIX dataset, we use age and daily active time columns (i.e., Cor(age, time)). We use the analytic Gaussian mechanism [5] to calibrate the noise scale for a query w.r.t. its budget and sensitivity. Each query is assigned with budget $\epsilon = 1$, and its sensitivity is estimated w.r.t. the range of input values (e.g., 100 for the age column) and query type.

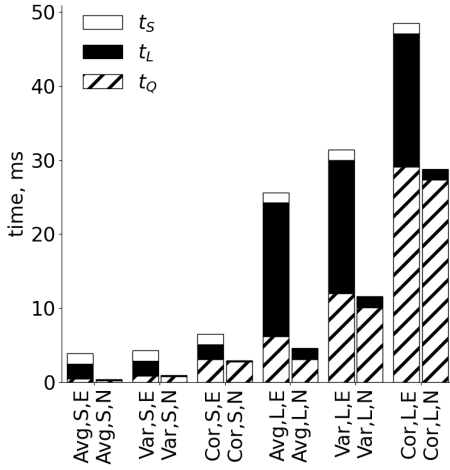


Figure 3: The overhead for a single average (Avg), variance (Var), correlation (Cor) query on 120K (S) and 1.2M (L) records from PUMS dataset using ELEPHANTDP (E) and NAIVEDP (N). All measurements are averaged over 100 runs.

7.2 Evaluation

We measure the runtime overhead of answering a single query in a system that loads a dataset and answers 1000 queries, hence, the cost of loading the initial dataset is amortized. We report the exact times in Table 2.

We observe that the overhead of ELEPHANTDP compared to NAIVEDP is lower when computing a more expensive correlation query Cor as compared to Avg: $1.1\times$ vs. $2\times$. To understand what adds to an overhead we measure:

- t_Q : the time it takes to compute the answer to a query and apply Gaussian noise (both systems incur this cost);
- t_L : the time it takes to load and decrypt the dataset and system state (NAIVEDP incurs only the loading cost, ELEPHANTDP incurs both the loading and decryption cost);
- t_S : the time it takes to retrieve and update the state at SCM (incurred by ELEPHANTDP).

We use average, variance, and correlation coefficient queries on the age and income columns of the small and original PUMS datasets, where small dataset contains 10% of the original 1.2 million records. The results are presented in Figure 3.

We observe that for large datasets (L) most of the overhead comes from initializing the enclave and loading the data, while for smaller datasets (S) the cost of state updates to preserve budget continuity prevails. The dataset loading cost t_L is a one-off cost and can be amortized across queries, while t_Q and t_S are incurred per query.

Increasing the number of nodes in SCM can improve its resilience. We observe that when a system has five, instead of three nodes, state update cost, t_S , increases from an average of 1.4 ms to 2.3 ms due to the cost of broadcast. We note that SCM cost does not depend on a dataset or a query type as ELEPHANTDP’s state consists of a hash and a signature which are both constant.

Finally, we observe that ELEPHANTDP incurs a small memory overhead from storing a single query, its answer, the current budget (e.g., an integer or a floating point value), and the associated signature at the server. This state size is proportional to the query and answer representation. For statistical queries above these are well under 1KB. We suspect that in practice this overhead would be small compared to the dataset size.

Summary. Overall, the experiments show that the overheads of our non-optimized implementation of ELEPHANTDP are acceptable, particularly in the case of complex queries and large datasets. We note that the overhead for large datasets comes mostly from data loading – a cost that would be incurred by any system that uses TEEs for processing data. ELEPHANTDP, however, provides much stronger guarantees by protecting the budget from, for example, rollback and fork attacks which can compromise DP guarantees.

8 RELATED WORK

Existing work has demonstrated that assumptions made by DP mechanisms do not always hold in practice. For example, sampling from real-valued distributions, as required by Laplace and Gaussian mechanisms, is not generally possible when one is limited to floating-point arithmetic, leading to privacy leakage [4, 24, 27, 31]. Precision-based attacks [21] exploit a pattern for units in the last places of the floating-point outputs from a DP system. Finite-precision arithmetic can also lead to underestimation of function sensitivity required for many DP mechanisms [12]. These attacks allow one to distinguish DP outputs of neighboring datasets, and thus invalidate DP guarantees. Timing side-channels have also been exploited in DP systems [2, 20, 27]. To our knowledge, attacks against privacy budget (e.g., via rollback) have not been considered.

Protecting DP with TEEs has been proposed in several prior works. PROCHLO [7] collects encrypted user data and uses this data inside of TEEs with local DP methods. Allen *et al.* [1] propose DP mechanisms protected against memory side-channels when executed inside of a TEE. DuetSGX [32] proposes to use a typechecker to verify that each query satisfies differential privacy before running it with Intel SGX. DuetSGX explicitly maintains a budget, though in runtime memory. Hence, in case of a crash, a TEE cannot be recovered with the latest budget and one may not know how many queries were answered. Among the systems we outline in Table 1 only PySyft [42] explicitly stores the budget in a database. However, since it runs with no TEE guarantees and the file is not protected with either state continuity, integrity or confidentiality guarantees, it is susceptible to budget attacks.

There are many systems that provide state continuity either by relying on monotonic counters or a distributed network of nodes [3, 29, 33, 38]. As we discuss in Section 5, using them off the shelf for a DP system needs to be done carefully to ensure DP guarantees are provided. For example, one needs to determine what to save in a state and when to send the query answer to the data analyst. We prove that our design guarantees liveness and DP confidentiality by relying on an SCM that provides the functionality in Algorithm 1. Hence, any state continuity that fits this abstraction can be used within ELEPHANTDP.

The closest to our work is Memoir [36], a generic framework to guarantee state continuity using TPMs that allows recovery

of a state by storing the history of state updates. Compared to ELEPHANTDP, Memoir was not designed for DP and does not use modern TEEs (e.g., Intel SGX). Different from Memoir, ELEPHANTDP updates persistent storage before recording state update at SCM. To this end, we require that the computed answer, not the query, to be recorded in the state. Thus we avoid Memoir’s requirement to make the DP code deterministic. We ensure that the answer is sent to the data analyst every time a TEE is restarted. Hence, when recovering from a crash, it is sufficient to recover the latest state without recomputing the query or the history of updates — leading to an arguably simpler protocol. On a technical note, the above choices result in a different protocol that we prove to be secure. Our implementation also uses multiple TEEs to implement SCM as opposed to a single TPM that maybe subject to failure.

9 CONCLUSION

We propose ELEPHANTDP, a DP system that provides a secure instantiation of global DP in a remote untrusted setting. ELEPHANTDP design includes a crucial component of a DP system — secure tracking of the privacy budget allocated for a dataset. To this end, ELEPHANTDP ensures that this budget is updated correctly after each query and the query is answered only if there is sufficient budget left. Compared to previous work that do not provide state continuity for the budget, ELEPHANTDP ensures that the budget cannot be rolled back, replayed or forked. ELEPHANTDP uses a state continuity module and TEEs to guarantee liveness and DP confidentiality. We use Intel SGX to instantiate our system and show that the overhead of the system from maintaining the state is small, while the cost of loading data can be amortized across multiple queries.

ACKNOWLEDGMENTS

This work has been supported by the joint CATCH MURI-AUSMURI; and the ARC Discovery Project number DP210102670; and the Deutsche Forschungsgemeinschaft (DFG, German Research Foundation) under Germany’s Excellence Strategy - EXC 2092 CASA - 390781972. The first author is supported by the University of Melbourne research scholarship (MRS) scheme. The authors would like to thank Zhiyuan Zhang for initial discussions on this project.

REFERENCES

- [1] Joshua Allen, Bolin Ding, Janardhan Kulkarni, Harsha Nori, Olga Ohrimenko, and Sergey Yekhanin. 2019. An algorithmic framework for differentially private data analysis on trusted processors. *Advances in Neural Information Processing Systems* 32 (2019).
- [2] Marc Andryscio, David Kohlbrenner, Keaton Mowery, Ranjit Jhala, Sorin Lerner, and Hovav Shacham. 2015. On subnormal floating point and abnormal timing. In *2015 IEEE Symposium on Security and Privacy*. IEEE, 623–639.
- [3] Sebastian Angel, Aditya Basu, Weidong Cui, Trent Jaeger, Stella Lau, Srinath Setty, and Sudheesh Singanamalla. 2023. Nimble: Rollback protection for confidential cloud services. In *17th USENIX Symposium on Operating Systems Design and Implementation (OSDI 23)*. 193–208.
- [4] Victor Balcer and Salil P. Vadhan. 2018. Differential privacy on finite computers. In *9th Innovations in Theoretical Computer Science Conference, ITCS 2018, January 11–14, 2018, Cambridge, MA, USA (LIPIcs, Vol. 94)*, Anna R. Karlin (Ed.), Schloss Dagstuhl - Leibniz-Zentrum für Informatik, 43:1–43:21. <https://doi.org/10.4230/LIPIcs.ITCS.2018.43>
- [5] Borja Balle and Yu-Xiang Wang. 2018. Improving the gaussian mechanism for differential privacy: Analytical calibration and optimal denoising. In *International Conference on Machine Learning*. PMLR, 394–403.
- [6] Skye Berghel, Philip Bohannon, Damien Desfontaines, Charles Estes, Sam Haney, Luke Hartman, Michael Hay, Ashwin Machanavajjhala, Tom Magerlein, Gerome

- Miklau, et al. 2022. Tumult Analytics: A robust, easy-to-use, scalable, and expressive framework for differential privacy. *arXiv preprint arXiv:2212.04133* (2022).
- [7] Andrea Bittau, Úlfar Erlingsson, Petros Maniatis, Ilya Mironov, Ananth Raghunathan, David Lie, Mitch Rudominer, Ushasree Kode, Julien Tinnes, and Bernhard Seefeld. 2017. Prochlo: Strong privacy for analytics in the crowd. In *Proceedings of the 26th symposium on operating systems principles*. 441–459.
- [8] Marcus Brandenburger, Christian Cachin, Matthias Lorenz, and Rüdiger Kapitza. 2017. Rollback and forking detection for trusted execution environments using lightweight collective memory. In *2017 47th Annual IEEE/IFIP International Conference on Dependable Systems and Networks (DSN)*. IEEE, 157–168.
- [9] Ferdinand Brasser, Urs Müller, Alexandra Dmitrienko, Kari Kostiainen, Srdjan Capkun, and Ahmad-Reza Sadeghi. 2017. Software grand exposure: SGX cache attacks are practical. In *11th USENIX Workshop on Offensive Technologies (WOOT 17)*.
- [10] Christian Cachin, Rachid Guerraoui, and Luis Rodrigues. 2011. *Introduction to reliable and secure distributed programming*. Springer Science & Business Media.
- [11] Clément L Canonne, Gautam Kamath, and Thomas Steinke. 2020. The discrete gaussian for differential privacy. *Advances in Neural Information Processing Systems* 33 (2020), 15676–15688.
- [12] Sílvia Casacuberta, Michael Shoemate, Salil Vadhan, and Connor Wagaman. 2022. Widespread underestimation of sensitivity in differentially private libraries and how to fix it. In *Proceedings of the 2022 ACM SIGSAC Conference on Computer and Communications Security (Los Angeles, CA, USA) (CCS ’22)*. Association for Computing Machinery, New York, NY, USA, 471–484. <https://doi.org/10.1145/3548606.3560708>
- [13] Victor Costan and Srinivas Devadas. 2016. Intel SGX explained. *Cryptology ePrint Archive* (2016).
- [14] Irit Dinur and Kobbi Nissim. 2003. Revealing information while preserving privacy. In *Proceedings of the twenty-second ACM SIGMOD-SIGACT-SIGART symposium on Principles of database systems*. 202–210.
- [15] Cynthia Dwork, Frank McSherry, Kobbi Nissim, and Adam Smith. 2006. Calibrating noise to sensitivity in private data analysis. In *Theory of Cryptography: Third Theory of Cryptography Conference, TCC 2006, New York, NY, USA, March 4–7, 2006. Proceedings 3*. Springer, 265–284.
- [16] Cynthia Dwork, Aaron Roth, et al. 2014. The algorithmic foundations of differential privacy. *Foundations and Trends® in Theoretical Computer Science* 9, 3–4 (2014), 211–407.
- [17] Cynthia Dwork, Guy N Rothblum, and Salil Vadhan. 2010. Boosting and differential privacy. In *Symposium on Foundations of Computer Science (FOCS)*. 51–60.
- [18] Google. 2024. Google’s differential privacy libraries. <https://github.com/google/differential-privacy>. [Online; accessed 17-Jan-2024].
- [19] Johannes Götzfried, Moritz Eckert, Sebastian Schinzel, and Tilo Müller. 2017. Cache attacks on Intel SGX. In *Proceedings of the 10th European Workshop on Systems Security*. 1–6.
- [20] Andreas Haeberlen, Benjamin C. Pierce, and Arjun Narayan. 2011. Differential privacy under fire. In *20th USENIX Security Symposium (USENIX Security 11)*. USENIX Association, San Francisco, CA. <https://www.usenix.org/conference/usenix-security-11/differential-privacy-under-fire>
- [21] Samuel Haney, Damien Desfontaines, Luke Hartman, Ruchit Shrestha, and Michael Hay. 2022. Precision-based attacks and interval refining: How to break, then fix, differential privacy on finite computers. *Journal of Privacy and Confidentiality* (2022).
- [22] Michael Hay, Marco Gaboardi, and Salil Vadhan. 2020. A programming framework for OpenDP. In *6th Workshop on the Theory and Practice of Differential Privacy (TPDP 2020)*. https://projects.iq.harvard.edu/files/opendp/files/opendp_programming_framework_11may2020_1_01.pdf
- [23] Matthew Hoekstra, Reshma Lal, Pradeep Pappachan, Vinay Phegade, and Juan Del Cuvillo. 2013. Using innovative instructions to create trustworthy software solutions. In *Proceedings of the 2nd International Workshop on Hardware and Architectural Support for Security and Privacy (Tel-Aviv, Israel) (Workshop on Hardware and Architectural Support for Security and Privacy (HASPP))*. Association for Computing Machinery, New York, NY, USA, Article 11, 1 pages. <https://doi.org/10.1145/2487726.2488370>
- [24] Naoise Holohan and Stefano Braghin. 2021. Secure random sampling in differential privacy. In *Computer Security—ESORICS 2021: 26th European Symposium on Research in Computer Security, Darmstadt, Germany, October 4–8, 2021, Proceedings, Part II 26*. Springer, 523–542.
- [25] HUAWEL. 2020. 2020 DIGIX Advertisement CTR Prediction. <https://www.kaggle.com/datasets/louischen7/2020-digix-advertisement-ctr-prediction/>. [Online; accessed 01-Jan-2024].
- [26] Mohit Kumar Jangid, Guoxing Chen, Yinqian Zhang, and Zhiqiang Lin. 2021. Towards formal verification of state continuity for enclave programs. In *30th USENIX Security Symposium (USENIX Security 21)*. 573–590.
- [27] Jiankai Jin, Eleanor McMurtry, Benjamin IP Rubinstein, and Olga Ohrimenko. 2022. Are we there yet? timing and floating-point attacks on differential privacy systems. In *2022 IEEE Symposium on Security and Privacy (SP)*. IEEE, 473–488.

- [28] Peter Kairouz, Sewoong Oh, and Pramod Viswanath. 2015. The composition theorem for differential privacy. In *International Conference on Machine Learning (ICML)*. PMLR, 1376–1385.
- [29] Sinisa Matetic, Mansoor Ahmed, Kari Kostiaainen, Aritra Dhar, David Sommer, Arthur Gervais, Ari Juels, and Srdjan Capkun. 2017. ROTE: Rollback protection for trusted execution. In *26th USENIX Security Symposium (USENIX Security 17)*. 1289–1306.
- [30] Frank D McSherry. 2009. Privacy integrated queries: An extensible platform for privacy-preserving data analysis. In *Proceedings of the 2009 ACM SIGMOD International Conference on Management of data*. 19–30.
- [31] Ilya Mironov. 2012. On significance of the least significant bits for differential privacy. In *Proceedings of the 2012 ACM conference on computer and communications security*. 650–661.
- [32] Phillip Nguyen, Alex Silence, David Darais, and Joseph P Near. 2020. DuetSGX: Differential privacy with secure hardware. *arXiv preprint arXiv:2010.10664* (2020).
- [33] Jianyu Niu, Wei Peng, Xiaokuan Zhang, and Yinqian Zhang. 2022. Narrator: Secure and practical state continuity for trusted execution in the cloud. In *Proceedings of the 2022 ACM SIGSAC Conference on Computer and Communications Security*. 2385–2399.
- [34] OpenDP. 2022. DP Test Datasets. <https://github.com/opendp/dp-test-datasets>. [Online; accessed 17-Jan-2024].
- [35] OpenDP. 2024. OpenDP Library. <https://github.com/opendp/opendp>. [Online; accessed 17-Jan-2024].
- [36] Bryan Parno, Jacob R Lorch, John R Douceur, James Mickens, and Jonathan M McCune. 2011. Memoir: Practical state continuity for protected modules. In *2011 IEEE Symposium on Security and Privacy*. IEEE, 379–394.
- [37] Michael K Reiter. 1994. Secure agreement protocols: Reliable and atomic group multicast in Rampart. In *Proceedings of the 2nd ACM Conference on Computer and Communications Security*. 68–80.
- [38] Raoul Strackx and Frank Piessens. 2016. Ariadne: A minimal approach to state continuity. In *25th USENIX Security Symposium (USENIX Security 16)*. 875–892.
- [39] Jun Tang, Aleksandra Korolova, Xiaolong Bai, Xueqiang Wang, and Xiaofeng Wang. 2017. Privacy loss in Apple’s implementation of differential privacy on MacOS 10.12. *arXiv preprint arXiv:1709.02753* (2017).
- [40] Uber. 2019. Uber: Differentially private SQL. <https://github.com/uber-archive/sql-differentially-privacy>. [Online; accessed 10-Jan-2024].
- [41] U.S. Census Bureau. 2020. Census Bureau sets key parameters to protect privacy in 2020 Census results. <https://www.census.gov/newsroom/press-releases/>
- [42] Alexander Ziller, Andrew Trask, Antonio Lopardo, Benjamin Szymkow, Bobby Wagner, Emma Bluemke, Jean-Mickael Nounahon, Jonathan Passerat-Palmbach, Kritika Prakash, Nick Rose, Théo Ryffel, Zarreen Naowal Reza, and Georgios Kaissis. 2021. *PySyft: A library for easy federated learning*. Springer International Publishing, Cham, 111–139. https://doi.org/10.1007/978-3-030-70604-3_5