

Elephants Do Not Forget: Differential Privacy with State Continuity for Privacy Budget

Jiankai Jin
The University of Melbourne
Melbourne, Australia
jiankaij@student.unimelb.edu.au

Chitchanok Chuengsatiansup
The University of Melbourne
Melbourne, Australia
c.chuengsatiansup@unimelb.edu.au

Toby Murray
The University of Melbourne
Melbourne, Australia
toby.murray@unimelb.edu.au

Benjamin I. P. Rubinstein
The University of Melbourne
Melbourne, Australia
benjamin.rubinstein@unimelb.edu.au

Yuval Yarom
Ruhr University Bochum
Bochum, Germany
Yuval.Yarom@rub.de

Olga Ohrimenko
The University of Melbourne
Melbourne, Australia
oohrimenko@unimelb.edu.au

ABSTRACT

Current implementations of differentially-private (DP) systems either lack support to track the global privacy budget consumed on a dataset, or fail to faithfully maintain the state continuity of this budget. We show that failure to maintain a privacy budget enables an adversary to mount replay, rollback and fork attacks — obtaining answers to many more queries than what a secure system would allow. As a result the attacker can reconstruct secret data that DP aims to protect — even if DP code runs in a Trusted Execution Environment (TEE). We propose ELEPHANTDP, a system that aims to provide the same guarantees as a trusted curator in the global DP model would, albeit set in an untrusted environment. Our system relies on a state continuity module to provide protection for the privacy budget and a TEE to faithfully execute DP code and update the budget. To provide security, our protocol makes several design choices including the content of the persistent state and the order between budget updates and query answers. We prove that ELEPHANTDP provides *liveness* (i.e., the protocol can restart from a correct state and respond to queries as long as the budget is not exceeded) and *DP confidentiality* (i.e., an attacker learns about a dataset as much as it would from interacting with a trusted curator). Our implementation and evaluation of the protocol use Intel SGX as a TEE to run the DP code and a network of TEEs to maintain state continuity. Compared to an insecure baseline, we observe 1.1–3.2× overheads and lower relative overheads for complex DP queries.

CCS CONCEPTS

• Security and privacy → Privacy protections; Security in hardware.

KEYWORDS

Differential Privacy, Trusted Execution Environment, State Continuity

ACM Reference Format:

Jiankai Jin, Chitchanok Chuengsatiansup, Toby Murray, Benjamin I. P. Rubinstein, Yuval Yarom, and Olga Ohrimenko. 2024. Elephants Do Not Forget: Differential Privacy with State Continuity for Privacy Budget. In *Proceedings of the 2024 ACM SIGSAC Conference on Computer and Communications Security (CCS '24)*, October 14–18, 2024, Salt Lake City, UT, USA. ACM, New York, NY, USA, 16 pages. <https://doi.org/10.1145/3658644.3670281>

1 INTRODUCTION

Differential privacy (DP) is becoming the de facto framework for maintaining data privacy when releasing statistics or machine learning models. Its minimal assumptions on the adversary’s background knowledge and quantification of accumulated privacy loss across multiple data releases have contributed to several practical deployments (e.g., by Apple, Google, Meta, Microsoft, and the U.S. Census Bureau [1, 8, 48, 50]).

Many of these deployments use the *Local DP* model where the organization collecting the data is not trusted and each user applies DP algorithms locally to their own data before sending it to the organization (e.g., Apple, Microsoft and Google use local DP for collecting telemetry results). On the other hand, *Global DP* assumes that the *trusted curator* collects raw data and answers queries of an untrusted analyst by running DP algorithms. Though global DP provides much better utility than the local model [8], deploying it in practice is difficult since the organization who is collecting the data is often also the one analyzing it (e.g., tech companies build services from the insights they draw from their users’ data). One could envision creating a server that hosts the data and provides a DP query interface to it. However, where would this server reside? The problem of trust persists if it is hosted on the premises of the organization. If, instead, a cloud service was used, the cloud provider would need to be trusted with the raw data — likely not acceptable for the data that required DP protection in the first place.

Running DP code on encrypted data in a Trusted Execution Environment (TEE) [27] can prevent the organization or cloud provider from seeing the data in the clear. However, we show that running existing DP systems in TEEs is not sufficient to provide DP guarantees and protect data against reconstruction attacks. These attacks stem from an essential, but often overlooked, part of a DP system: the privacy budget. Since the privacy budget is used to constrain the number of queries the system can answer while providing DP guarantees, any tampering with the budget can lead

arXiv:2401.17628v2 [cs.CR] 14 Aug 2024



This work is licensed under a Creative Commons Attribution-NonDerivs International 4.0 License.

Table 1: Summary of available implementations of differentially private (DP) systems. We identify systems that run DP code in a Trusted Execution Environment (TEE), answer single queries only, i.e., without global privacy budget (None), maintain the privacy budget stored in runtime memory only (Runtime) and store the budget in a file in persistent storage (Persistent). ELEPHANTDP is the only system that uses TEEs (Intel SGX) and guarantees state continuity for the privacy budget stored in persistent storage.

DP Systems	Components		Properties	
	Budget Storage	TEE	Liveness	Confidentiality
Uber SQL [49] PROCHLO [8]	None	✓		✓
OpenDP* [26, 41] Tumult Anal.* [7] PINQ* [35] GoogleDP [20] Allen <i>et al.</i> [1] DuetSGX [37]	Runtime	✓ ✓		✓ ✓
PySyft [52] ELEPHANTDP	Persistent	✓	✓ ✓	✓

to information leakage. For example, by rolling back the budget or answering multiple queries from the same budget, the attacker gets access to many more outputs than what is permitted by the budget. Even though each query output will have DP guarantees, the results can be averaged to cancel out the noise. Indeed it is known that even if noise is applied to the queries' output, the more queries are answered the more information is released about a dataset [16].

In this paper we address the problem of designing a secure global DP system in an untrusted setting. We first identify that a secure system needs to provide two key properties: *liveness*, requiring that after a crash it can recover with the latest privacy budget; and *DP confidentiality* (or confidentiality for short), meaning that it leaks no more information than one in which the curator is trustworthy—even in the face of collusion between the cloud provider hosting the DP system, the network, and the data analyst who submits queries to the curator. Since DP mechanisms are randomized, we cannot insist on the DP system producing the same answers as those produced by a trusted curator. To this end, we propose a notion of equivalent transcripts over the distributions of answers. We then design a system, ELEPHANTDP, that guarantees these properties even when an attacker controls the persistent storage.

Existing DP Systems. Table 1 shows that existing DP systems either do not provide liveness (i.e., cannot recover privacy budget after a crash) or cannot guarantee DP confidentiality in an untrusted system. For example, DP systems that maintain the budget only in runtime are prone to losing it if a system crashes (even if the crash is benign). Indeed, only one system stores the budget in persistent memory. However, none of the systems protect against replay, forking or rollback attacks against the budget if the system were

*Description of these systems suggests that the budget is maintained only during a DP session and does not explicitly mention persisting the budget.

restarted. We use two (insecure) instantiations below to highlight the difficulties in securely extending previous DP systems:

(Insecure) Instantiation 1: Consider a global DP system that runs in a TEE [1, 37]. In this system to protect data from a cloud service provider, the data owner submits raw data, encrypted, which is then decrypted in the TEE. To protect against the analyst, data is processed with a DP algorithm by the TEE, ensuring that only DP-protected output ever leaves the TEE in the clear. To accommodate multiple queries, budget is uploaded in the TEE's runtime memory. Since the budget is stored and updated within the TEE, the budget integrity is protected. Once the budget is exceeded the TEE shuts down. However, if the TEE crashes, one will not know how many queries were answered and if budget was exceeded. Hence, such a system cannot provide DP confidentiality after a crash. This instantiation is inspired by systems that support runtime budget in Table 1 (e.g., GoogleDP [20]).

(Insecure) Instantiation 2: To be able to restart and provide DP guarantees, the privacy budget should be stored in persistent storage. However, such storage is provided by an untrusted cloud provider and can be easily tampered with (validated empirically in Section 3.3). Signatures on the stored budget can protect from an attacker setting their own budget value; however, they do not protect against attackers supplying previously stored budget states to a restarted TEE (i.e., rollback attacks) or creating multiple TEEs with the same budget (i.e., fork attacks). Such budget attacks invalidate DP guarantees on the queries answered after a restart. (Instantiation 2 is inspired by PySyft [52] which is the only system that persists its budget in a database; albeit without protection against a malicious cloud provider or budget attacks.)

ELEPHANTDP. Since none of the existing systems can protect against budget attacks in case of a system crash, we propose ELEPHANTDP that provides both liveness and confidentiality. Our system relies on a carefully designed protocol around a state continuity module (SCM), which tracks budget updates, and a TEE, which runs the DP code. Though there is a significant amount of existing work on each of these components, integrating them with each other is not trivial and can lead to an insecure implementation. First, an incorrect order in which the budget is updated and the answer to a query is returned can reveal answers to more queries than what the budget should allow. Second, DP algorithms are randomized; if an answer to a previously answered query is recomputed, it is very likely to return a different result — facilitating a differencing attack to recover the sensitive output. Finally, to guarantee liveness, the (untrusted) environment should be able to (re)start TEEs. The latter can lead to multiple TEEs answering queries in parallel — enabling a fork attack as a result.

To address the above challenges, we make several design choices that contribute to the security of the overall system, including what needs to go into the persisted state, and the order in which the budget is updated and the query is replied. For example, ELEPHANTDP records the answer to the last query and the updated budget in untrusted storage and SCM, before the answer is sent to the analyst. We prove that ELEPHANTDP guarantees liveness and DP confidentiality, while relying on TEE security and the existence of minimal state continuity functionality (e.g., TEE-based distributed systems for state maintenance such as Nimble [3] support this). Our system

provides confidentiality guarantees even if the data analyst colludes with the storage provider, intercepts the network between SCM and TEE, and could crash and restart the TEEs.

In summary, our contributions are:

- *Problem formulation.* We highlight that security of a DP system crucially relies on faithfully maintaining the privacy budget. We show that existing approaches do not protect the budget and, hence, are vulnerable to attacks that invalidate their DP guarantees (even if the code runs in a TEE).
- *DP security requirements.* We formulate the threat model and properties of a secure instantiation of global DP model when executed by an untrusted system provider.
- *Protocol.* We propose ELEPHANTDP, first DP system that explicitly considers protection of budget’s continuity between queries, thus providing DP guarantees akin to those of a trusted curator.
- *Implementation.* We implement ELEPHANTDP using Intel SGX enclaves to run DP code and a state continuity module (provided by a distributed network of TEEs [38]). Compared to an insecure implementation, our system provides 1.1–3.2× query overhead. We observe that the relative overhead of ELEPHANTDP is lower when the DP system processes complex queries.

2 BACKGROUND

Global Differential Privacy. Consider a space of possible datasets \mathcal{D} with a binary *neighboring* relation — two datasets $D, D' \in \mathcal{D}$ are neighboring if they differ in a single record — and consider an arbitrary space of queries \mathcal{Q} against datasets, and possible query responses as outputs in \mathcal{R} . We abstract the particulars of differentially-private mechanisms and consider general randomized mechanisms $\mathcal{M}_q : \mathcal{D} \times \mathcal{Q} \rightarrow \mathcal{R}$, that release some random answer a when running the mechanism $\mathcal{M}_q(D)$ on a dataset and query q . We consider \mathcal{M}_q to be (ϵ, δ) -differentially private [17] for $\epsilon > 0$ and $\delta \in [0, 1)$ if given any two neighboring $D, D' \in \mathcal{D}$ and any subset of outputs $R \subseteq \mathcal{R}$ it holds that $\Pr[\mathcal{M}_q(D) \in R] \leq \exp(\epsilon) \Pr[\mathcal{M}_q(D') \in R] + \delta$. This means that except for unlikely events — those with negligible probabilities — the probability of observing outputs from $\mathcal{M}_q(D)$ or $\mathcal{M}_q(D')$ are always close and bounded by $\exp(\epsilon)$. (Note that for small ϵ budget, $\exp(\epsilon) \approx 1 + \epsilon$.) For ϵ -DP, one needs to ensure that $\Pr[\mathcal{M}_q(D) \in R] \leq \exp(\epsilon) \Pr[\mathcal{M}_q(D') \in R]$ holds. Differential privacy therefore guarantees that an attacker has limited ability to determine whether D or D' is used as input to a mechanism, based on its outputs.

Suppose that ϵ_i is the privacy loss for answering query i . Due to the (basic) composition property of DP, if responses to k such queries are released from the same dataset, the total privacy loss is at most $\sum_{i=1}^k \epsilon_i$ for that dataset. A data owner may assign a dataset with a total privacy budget B . Then maintaining the budget means disallowing any queries to this dataset that would exceed the budget, that is not answering a k th query if $\sum_{i=1}^k \epsilon_i > B$. To support this behavior, we define $\text{DPSpec}(q, B)$ that returns a tuple (ϵ, δ) that determines q 's expended privacy loss and a DP mechanism \mathcal{M}_q for answering query q (e.g., depending on the query, it may return a Laplace or a Gaussian mechanism) given the current budget (e.g., if the budget is low, the specification may suggest using a smaller ϵ to expand the budget at the expense of less accurate answers, see Section 5.7 for budget management strategies). Then, given

dataset D , \mathcal{M}_q computes the differentially-private answer a . While a is computed using the dataset D and secret random coins, privacy parameters ϵ, δ are computed deterministically and independently of D . From now on, we omit δ and consider a system that supports ϵ -DP where DPSpec returns \mathcal{M}_q and ϵ only. For (ϵ, δ) -DP systems the budget would be set for both ϵ and δ and both will be updated after each query.

In this study, we show that budget B can be attacked (e.g., rolled back or reused) and propose a mitigation to faithfully maintain the state continuity of the budget for a dataset in a DP system. While past work on composition considers the accumulation of privacy loss [18, 19, 32], the focus of such work is distinct to our own: there the goal is to more accurately analyze theoretical privacy loss across multiple queries beyond the (worst-case) bound of basic composition. Existing DP systems implement these composition properties and conveniently track privacy loss, however they offer no state continuity guarantees. We seek state continuity of this accumulated privacy loss in system implementations even in the face of attackers attempting to tamper with the budget.

Trusted Execution Environment. Trusted Execution Environments (TEEs) allow the sensitive part of an application to run in an isolated and memory protected area (e.g., an Intel SGX enclave [27]). Hence, one can deploy applications with TEEs in a potentially untrusted cloud environment. TEEs provide several properties: (1) The confidentiality and integrity of an application. When an application is running, its memory is held in an isolated and protected area that no privileged processes/users can read nor tamper with. When an application transitions to a state of rest, it may choose to seal its state (encrypted with authenticated encryption) and recover it later. (2) The remote attestation feature guarantees that one can confirm that the code running in a TEE is the expected code and running on the legitimate hardware [15]. Though our experiments rely on Intel SGX, our protocol can be instantiated with any other trusted module that provides the above guarantees.

State Continuity. TEEs, such as those provided by Intel SGX, do not provide persistent state. If a TEE crashes or is maliciously restarted, its runtime state is lost. Hence, applications running in TEEs must explicitly address this. Unfortunately sealing described above can only ensure that the state content is protected and a TEE can detect if it was tampered with. However, it cannot detect if the state it is unsealing is the most recent or whether there is another TEE that is already running from the same state. These attacks are possible in the case of a compromised storage service or operating system. We observe that for a TEE running DP code this means that one can either reset the budget that has been stored in a sealed state — mounting a rollback attack, or start more than one enclave from the same state — mounting a fork attack. To this end, one needs to rely on external methods for maintaining state continuity [30].

State continuity can be obtained using hardware primitives such as monotonic counters, NVRAM or TPM [9, 42, 47]. However, such solutions present one point of failure. An alternative is to store a state replicated across multiple nodes (e.g., via a distributed ledger). To guarantee fault-tolerance in a malicious setting they assume that a majority of the nodes is alive and honest (e.g., implemented using TEEs as in ROTE [34], Narrator[38], Nimble [3] and Confidential Consortium Framework [46]).

Algorithm 1 Functionality provided by SCM. All functions are executed atomically.

(sk_{scm}, vk_{scm}) \triangleright SCM's signing and verification key
 id_{scm} \triangleright State id stored at SCM
 State curstate \triangleright Current state stored at SCM

function InitState(nonce, newstate) \triangleright Set initial state
 curstate \leftarrow newstate
 $id_{scm} \leftarrow 0$
 return Sign($sk_{scm}, id_{scm}, curstate, nonce$)
end function

function GetState(nonce)
 $\sigma_{scm} \leftarrow$ Sign($sk_{scm}, id_{scm}, curstate, nonce$)
 return $\sigma_{scm}, id_{scm}, curstate$
end function

function UpdateState(nonce, id , newstate)
 if $id = id_{scm} + 1$ **then**
 curstate \leftarrow newstate
 $id_{scm} \leftarrow id$
 $r \leftarrow$ Ack
 else
 $r \leftarrow$ Error
 end if
 return Sign($sk_{scm}, r, nonce$), r
end function

Our protocol relies on an SCM abstraction and is independent of the exact implementation. We abstract the required functionality of state continuity module (SCM) in Algorithm 1. It closely resembles the one presented in Nimble [3] while explicitly stating the signing and state update operations of the service. The SCM maintains curstate and the counter of the number of times it was updated, id_{scm} . The size of the state supported by SCM depends on its implementation. For example, if it is implemented with a TPM, the state is small (e.g., a hash of the application state) to fit in the TPM's available non-volatile memory. For our protocol, we require the SCM to sign its replies to ensure that states sent to TEEs are from a valid SCM. Queries sent to the SCM are augmented with nonce, requiring SCM's signature to include it. The nonce ensures that the reply from the SCM is current and prevents replay attacks by a malicious network. SCM updates the state only if it was requested to update it with a state associated with the next counter value (i.e., $id_{scm} + 1$).

Our protocol will leverage SCM's capabilities to build a secure DP system. In Section 5.1, we discuss several naive (but insecure) designs of integrating SCM and DP. To this end, the proposed system, ELEPHANTDP, will need to carefully decide on what DP components to persist in a state and saved at the SCM, in which order to update the state locally, at the SCM, and when to send the reply to the analyst. In Section 6, we prove these design choices lead to a secure system.

3 SETTING AND THREAT MODEL

In this section we outline the threat model when instantiating a trusted DP curator in an adversarial environment. We then show that existing implementations set in this threat model are vulnerable to budget attacks and show how one can reconstruct the statistics that DP aims to protect.

3.1 Problem Setting

We consider a setting where a *data owner* has a static dataset D . She wishes to setup a cloud service that would run on her behalf and answer *data analyst's* queries on this dataset. The data owner wants analyst's queries to be answered with differential privacy guarantees as long as they do not exceed a certain budget B (set by the owner). Moreover, the budget should be reduced by ϵ associated with each answered query.

In addition to the data owner and an analyst, our setting consists of a *server*. The data owner uploads her (encrypted) data D and associated budget B to a server. The server offers storage where the data owner can store their data. It also offers protected computation resources, abstracted as a *trusted execution environment*, TEE (e.g., implemented using Intel SGX) and regular computation resources. TEE can access server's storage and run DP code. Our solution will also make use of a *state continuity module* (SCM) that has the basic functionality as described in Algorithm 1.

3.2 Threat Model

Trusted Components. We assume the data owner, TEE and SCM to be trusted. That is, TEE provides isolation to the code and data in its runtime memory: its code and data cannot be tampered nor observed. However, once it crashes, it no longer has access to its private memory. We assume that a newly instantiated TEE has access to its own pseudo-random source, independent of other instantiated TEEs. That is, even if TEEs were to use the same keys for encryption, they would use independent sources of randomness to provide semantic security. Though there is much work on side-channel attacks and protection guarantees of some instantiations of TEEs (e.g., for DP algorithms [1]), we consider side channels [10, 22] to be out of scope for this paper. The code of DP \mathcal{M}_q is trusted and will answer queries with DP guarantees. We refer to a TEE as *valid* if it is running the code of a data owner (e.g., it has passed a remote attestation check in case of Intel SGX).

SCM is trusted to provide state continuity and follow the functionality in Algorithm 1. That is, it will only update the state if it corresponds to the next counter value from the one it stores locally. Note that SCM does not check who it receives state updates from as long as they supply the correct counter value. Our system will be able to detect if the state was updated by a malicious party.

Attacker. We assume that a data analyst is not trusted as otherwise the data owner would not use DP mechanisms to answer their queries. The server is not trusted and may collude with the data analyst. For example, the TEE host could be curious about their customers' activities or could be compromised by malware (a common threat model of a TEE). To this end, we consider an attacker who controls the data analyst, the server, and the network. Though the traffic between the analyst and the TEE can be protected by, for example, TLS, this will not protect against the above attacker.

Attacker’s goal is to learn more information about the dataset than what is released to it via the DP querying interface. For example, it will try to issue more queries than it can, tamper with data that TEE stores in the external storage (i.e., the persistent storage provided by the server), give the TEE old copies of the data it stored (e.g., provide older copies of the budget if budget was stored outside of TEE’s runtime memory, thereby rolling back the budget), snoop on the messages TEE sends to SCM, send messages to SCM on TEE’s behalf and vice versa (e.g., by sending its own messages or replaying TEE’s and SCM’s messages). Given that the attacker controls the server, including the operating system, it can arbitrarily crash and start TEEs, thereby aborting and restarting processes running in these TEEs. Alternatively, it can also initialize TEEs with copies of the same persistent storage (e.g., creating two TEEs with the same budget and sending them same or different queries, thereby executing a fork attack). In Section 3.3, we show that these capabilities can be easily instantiated in practice to invalidate DP guarantees.

3.3 Budget Attack

We now empirically show that Instantiation 2 described in the introduction is vulnerable to a budget attack in the threat model outlined in the previous section, even when DP code runs in Intel SGX. In this instantiation, a data owner uploads encrypted dataset to the cloud along with a file containing initial encrypted budget. DP code is running within a TEE and the budget is protected with authenticated encryption and saved to persistent storage. A TEE reads the budget from a file, answers a data analyst query, and writes the updated authentically encrypted budget back to the file. As a TEE we use Intel Xeon E-2288G CPU, which supports SGX functionality.

Dataset and Query Model. We use 1000 records from the PUMS dataset [40] in the attack, and the discrete Gaussian mechanism [13] to protect query output. We simulate a setting where data analyst queries the PUMS dataset using count queries on the age and income columns (e.g., count #records of a certain age). We assume that a data owner sets the overall budget $B = 10$ for the dataset.

Attack. Based on the above threat model, an attacker can control the operating system of the server. Hence, it has the privilege to kill a process running in a TEE using the system’s kill command and initialize a new process. Since the budget is stored in a filesystem controlled by the attacker, upon a file request from a TEE, it can provide files of its choosing. To this end, we implement an attacker who kills a process running in a TEE whenever the remaining budget is exceeded. The attacker then creates a new TEE. When TEE requests a budget file, the attacker provides it with the initial version of the encrypted and signed budget file that has the full budget instead of the latest file with no budget left. Since SGX cannot detect rollback attacks (discussed in Section 3.2), it cannot detect that it is being queried more times than what the budget allows for.

The attacker repeats the same query N_R times to average out noise added by the DP mechanism. To evaluate the effectiveness of the attack we use the relative mean squared error (RMSE): $RMSE = \sum (S_i - S'_i)^2 / \sum S_i^2$, where S_i is the value of the true answer to the i th query, and S'_i is the guess the attacker makes.

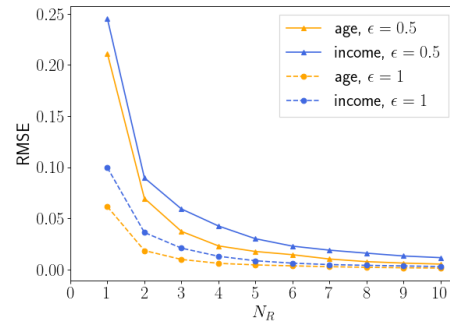


Figure 1: The error (RMSE) of attacker’s guess for the count query answer under rollback attack: the budget is reset when it is exceeded and each query is repeated N_R times to average out the noise.

Attack Results. We plot the relationship between RMSE and N_R ranging from 1 to 10, for ϵ values 0.5 and 1, in Figure 1. As expected, RMSE decreases as the noise cancels out with more queries. As a baseline we use the error due to the Gaussian noise added by DP, that is, when N_R is 1. For example, the error is around 0.25 and 0.1 for income for ϵ of 0.5 and 1, respectively. Recall that smaller ϵ results in larger noise, hence, the error is higher for $\epsilon = 0.5$.

4 DESIGN AND SECURITY GOALS

Given the above threat model we wish to design a DP system that, at a high level, behaves as a trusted third party executing DP code would behave when set in an untrusted environment. In particular, the system should answer analyst’s queries with DP guarantees and within privacy budget constraints, while also being able to recover from a crash. We propose *liveness* and *DP confidentiality* definitions to capture these properties.

4.1 Liveness

We define liveness as the ability of the system to recover in case of a crash. For DP systems, that means being able to recover its latest privacy budget and, if the budget is not exceeded, to continue answering analyst’s queries. Note that the attacker can always delete data stored by a TEE externally, refuse to start a TEE or block any messages between TEE and the rest of the system. Hence, like other distributed systems, we can guarantee liveness only when a server is honest [3, 42, 47]. We discuss this further in Section 5.7.

Definition 4.1. A DP system provides *liveness* if it can recover its latest privacy budget after a crash.

4.2 DP Confidentiality

This property ensures that the attacker learns about the dataset D as much as it would when interacting with a trusted DP curator who faithfully maintains a privacy budget. That is, every query is answered using a DP mechanism, the budget is correctly adjusted after each answered query and queries that would exceed the budget return answer \perp .

Formally stating DP confidentiality is not straightforward for two reasons. Non-trivial DP mechanisms are randomized and the order

in which queries are answered may alter their answer (e.g., budget may expire earlier if more expensive queries are answered first). Hence, even if a system provides DP guarantees, the answers may be different from another DP system due to different randomness used or the order in which queries are answered. We overcome this challenge by defining a transcript that captures each requested query, including its answer and the remaining budget. We then say that a system provides DP confidentiality, if it produces a transcript that is equivalent to a transcript produced by the ideal system (i.e., trusted curator).

Ideal DP System. Our system aims to resemble the following ideal setting. The data owner is the only one that has access to the dataset and the privacy budget. It sets the budget B and answers data analyst's queries in a sequential order as long as there is enough budget to answer the queries. If the budget is not enough, it sends \perp as a reply. Given a query q and the remaining budget, DPspec returns the DP mechanism \mathcal{M}_q and ϵ required to answer q . The query is answered using this mechanism if there is enough budget. The data analyst learns only the DP answers to the queries.

We present this ideal DP functionality in Algorithm 2. It takes a sequence of queries Q and processes them in the order given in the sequence. It then constructs a transcript T_{ideal} where each entry is of the form (q, a, B) where a is the answer to the query and B is the updated budget after the query.

Note that differentially-private algorithm \mathcal{M}_q is a randomized algorithm. Hence, even transcripts of two ideal functionalities on the same set of queries are likely to produce different answers (but same budget updates). To this end we say that two transcripts T_1 and T_2 are equivalent as long as the answers they produce are both \perp (i.e., there was not enough budget to answer this query) or they are both elements of the same distribution $\mathcal{M}_q(D)$.

Definition 4.2 (Equivalent transcripts). For a dataset D , transcripts T_1 and T_2 are equivalent, denoted as $T_1 \approx T_2$, if they have the same number of entries and for every entry i :

- $T_1[i].q = T_2[i].q, T_1[i].B = T_2[i].B$ and
- Either $T_1[i].a, T_2[i].a$ are both \perp or from $\mathcal{M}_q(D)$.

Algorithm 2 Ideal DP Functionality for answering a sequence of queries Q on dataset D given total budget B .

```

function IdealDP( $D, B, Q$ )
   $i \leftarrow 1$                                  $\triangleright$  Query counter
   $B \leftarrow B$ 
  for  $\forall q \in Q$  do                             $\triangleright$  Process queries in sequence order
     $\epsilon, \mathcal{M}_q \leftarrow \text{DPspec}(q, B)$ 
    if  $B - \epsilon \geq 0$  then
       $a \leftarrow \mathcal{M}_q(D)$ 
       $B \leftarrow B - \epsilon$ 
    else
       $a \leftarrow \perp$                              $\triangleright$  Query exceeds the budget
    end if
     $T_{\text{ideal}}[i] \leftarrow (q, a, B)$ 
     $i \leftarrow i + 1$ 
  end for
end function

```

We then say that a system provides DP confidentiality for a sequence of queries, if it updates the global budget and answers queries as a DP system running on a single trusted machine would.

Definition 4.3 (DP Confidentiality). Let Q be a sequence of all queries answered by a DP system and T be the corresponding transcript. DP system provides DP Confidentiality if there is an order on queries in Q , π , such that the generated transcript T is equivalent to the transcript, T_{ideal} generated by the ideal DP system on $\pi(Q)$ (i.e., $T_{\text{ideal}} \approx T$).

Note that in the Ideal DP system the budget cannot be tampered with. As a result, it is protected from rollback attacks. Moreover, since there is only one copy of the budget and all queries are answered against it synchronously, the budget cannot be forked. Hence, a DP system that provides DP confidentiality (i.e., behaves the same as the Ideal system) also protects against budget attacks.

5 ELEPHANTDP PROTOCOL

Existing DP systems can guarantee DP confidentiality only if the corresponding system does not crash (Table 1). If they were to provide liveness by recovering from a crash, they would be vulnerable to budget attacks as described in the introduction and shown in Section 3.3. To this end, we propose ELEPHANTDP (illustrated in Figure 2), a secure protocol for instantiating global DP model in an untrusted environment.

At a high level ELEPHANTDP achieves liveness by storing the current privacy budget in a persistent but insecure storage. It achieves DP confidentiality by processing decrypted data only within a TEE. To ensure that the budget it reads from insecure storage is most recent, it uses a state continuity module (SCM) to maintain a digest of the state that includes the budget.

5.1 Overview

There are two challenges in integrating an SCM in a DP system. The first one is what components to persist in a state and the second one is in which order to update this state and answer the query. Below we describe the intricacies behind these choices.

DP budget is a natural candidate to be persisted in a state. However, answering queries before the state digest is updated at the SCM, would lead to a system vulnerable to rollback attacks. Hence, the query must be answered after the budget is updated. However, a TEE may crash after updating the budget but before sending the answer to the analyst. Once the system restarts, the query would remain unanswered even though it has used up the budget.

To avoid the depletion of a budget above, one may suggest to augment the state with the last query. Then, when the TEE restarts, the answer to the recorded query could be recomputed without using the budget again. However, this opens a possibility of a differencing attack since a previously computed answer may have been sent before TEE crashed. Since DP mechanisms are randomized, it is likely the attacker will get a different answer than before. It can then crash the TEE after every answer (i.e., mimicking the attack in Section 3.3 against a system that did not use SCM). To mitigate this, ELEPHANTDP records the budget, the query and the answer in its state and re-sends the answer instead of recomputing it.

The last design choice arises from the order in which the state and its digest need to be updated at the untrusted local storage and

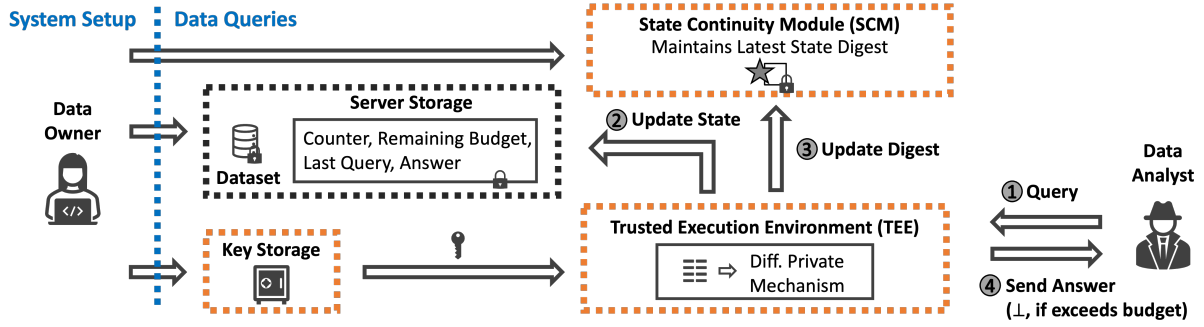


Figure 2: The overview of ELEPHANTDP where a TEE answers analyst’s queries using DP mechanisms on data owner’s behalf. During System Setup the data owner uploads the encrypted dataset and state containing the initial privacy budget to the server. It uploads the hash of the encrypted state to a State Continuity Module (SCM) and secret keys to the key storage. When TEE is initialized (not depicted in the illustration), it loads the keys, the data and the state. It checks that the state is most recent by comparing it against the digest maintained by the SCM. When the analyst sends the query (Step 1), TEE computes a DP answer and stores the query counter, the updated budget, the query and the answer in persistent storage (Step 2). It then tries to update the SCM with this new state (Step 3). If the update is successful (e.g., no other TEE has updated the state in the meanwhile), the TEE sends the answer to the analyst. The data owner and the components in orange are assumed to be trusted.

the SCM, respectively. If the SCM is updated before the local state is updated and TEE crashes, no other TEE will be able to restart as the non-hashed version of a state is lost. However, if the local state is updated first and the TEE crashes, a restarted TEE will be out of sync with SCM. ELEPHANTDP adopts the latter option while still being secure. In particular, it allows a TEE to update the SCM using the (authenticated) version of the state stored at the server as long as it is at most one version higher than SCM. To ensure that the attacker does not start multiple TEEs with the same budget and launches a fork attack, no query (including the one recorded in the state) is answered until the SCM is in-sync with the local state. Here, SCM guarantees that only one of the TEEs will be able to update the state, while all others will abort.

5.2 System State

ELEPHANTDP’s state consists of a tuple $s = q||a||B$ and a query counter/identifier id where:

- q is the most recently submitted query from the data analyst, including all the arguments required for a query (e.g., query type). During initialization q is set to \perp .
- a is the answer to q . It is set to \perp at the initialization or if there was not enough budget to answer the query.
- B is the remaining budget, initially set to the total budget B allocated by the data owner for the dataset D .
- id is the counter of all answered queries, including those that returned \perp due to budget constraints. This is also a state identifier as the state is updated for every query.

System digest h is set to $\text{Hash}(\bar{s})$ where Hash is a collision-resistant hash function and \bar{s} is the encrypted version of the state. We use hash of encrypted state since the state contains secret information a . If the hash is received before the update to the state has been recorded, one could use a dictionary-like attack to guess the answer.

5.3 Protocol Entities

ELEPHANTDP consists of the following entities (see Figure 2).

- (Trusted) Data owner of the static dataset D .
- (Untrusted) Data analyst that submits queries about D .
- Trusted Execution Environment (TEE) that answers queries using a DP mechanism.
- State continuity module (SCM) (defined in Section 2) that keeps track of the most recent state digest h .
- (Untrusted) server that stores static encrypted and integrity protected dataset \bar{D} . It also stores the encrypted system state \bar{s} that is updated by a TEE.

The TEE interacts with server storage (ST) via $\text{ST.Load}(\text{tag})$ and $\text{ST.Store}(\text{tag}, \text{object})$ calls that load an object stored with the provided tag and store an object under the specified tag, respectively.

The TEE interacts with the state continuity module (SCM) via $\text{SCM.UpdateState}(\text{nonce}, \text{id}, \text{newstate})$ and $\text{SCM.GetState}(\text{nonce})$ that are defined in Section 2.

5.4 System Setup

The data owner sets up the system using dataset D and initial budget B as follows (the pseudocode is provided in Algorithm 3). It sets initial state $s_0 = \perp||\perp||B$ with identifier 0. Since the data owner provides the dataset that needs to be protected, she generates two symmetric keys k_D and k_s of an Authenticated Encryption scheme for encrypting the dataset D and state s_0 respectively (Line 2 and 3 in Algorithm 3). The data owner also generates a signing and verification key pair sk_s and vk_s that TEEs will use to verify that state digests are authentic and have not been tampered with.

The data owner sends a signature $\sigma \leftarrow \text{Sign}(sk_s, (0, h_0))$ over a hash of the encrypted state $h_0 \leftarrow \text{Hash}(\bar{s}_0)$ and a random nonce to the SCM via $\text{InitState}(\text{nonce}, (\sigma_{h_0}, h_0))$. In return it obtains a signed reply from SCM. To prevent a person-in-the-middle or replay attacks from the SCM, the data owner checks that the correct state hash was loaded on SCM and that it is communicating with the

Algorithm 3 The data owner sets up ELEPHANTDP to answer queries using her dataset D with budget B . For state continuity, the system is setup to use SCM whose verification key is vk_{scm} .

```

1: function Setup( $D, B, vk_{scm}$ )
2:    $k_D \leftarrow \text{genEncKey}()$        $\triangleright$  Encryption key for the dataset.
3:    $k_S \leftarrow \text{genEncKey}()$        $\triangleright$  Encryption key for the state.
4:    $sk_s, vk_s \leftarrow \text{genSignKey}()$   $\triangleright$  Asymmetric keys for signing
    and verification of the state.
5:    $s_0 \leftarrow \perp \parallel \perp \parallel B$        $\triangleright$  Set initial state.
6:    $\bar{s}_0 \leftarrow \text{Encrypt}(k_s, s_0)$  and  $h_0 \leftarrow \text{Hash}(\bar{s}_0)$ 
7:    $\sigma_{h_0} \leftarrow \text{Sign}(sk_s, (0, h_0))$   $\triangleright$  Sign the hash of the encrypted
    initial state.
8:   Generate random nonce
9:    $\sigma_{scm} \leftarrow \text{SCM.InitState}(\text{nonce}, (\sigma_{h_0}, h_0))$ 
10:  if Verify( $vk_{scm}, \sigma_{scm}, 0, (\sigma_{h_0}, h_0)$ , nonce) fail then
11:    Abort  $\triangleright$  State initialization at SCM failed.
12:  end if
13:   $\bar{D} \leftarrow \text{Encrypt}(k_D, D)$ 
14:  ST.Store('data',  $\bar{D}$ ) and ST.Store('state',  $(\sigma_{h_0}, \bar{s}_0)$ )  $\triangleright$ 
    Upload the encrypted dataset and the encrypted state to the
    storage.
15:  return
16: end function

```

SCM it trusts (using vk_{scm}) and uses nonce to check that the reply is current. She then uploads the encrypted dataset \bar{D} , the encrypted state \bar{s}_0 , and a signature σ_{h_0} to the untrusted storage at the server.

The data owner needs to set up a way for a TEE, once initialized, to be able to access the keys $(k_D, k_S, sk_s, vk_s, vk_{scm})$ so that it can act on her behalf and answer data analyst's queries. There are several ways to do it, including the following two.

We assume that the DP system code, including DPspec and DP mechanisms for answering the queries, is public and can be loaded by any TEE and is amenable to remote attestation. The data owner could initialize a TEE with the DP systems' code and transfer the keys after checking that the TEE is legitimate via remote attestation. The TEE could then seal and store them in untrusted storage so that it can recover them without contacting the data owner if the crash occurs. Alternatively, the data owner can use a key management service (e.g., Azure Key Vault[†]) and ensure that only TEEs with DP code as loaded by the data owner can access the keys. To this end, we abstract the process by which the TEE obtains keys via $\text{GetKeys}(m)$ where m is TEE's proof for remote attestation.

TEE Initialization. The Init algorithm is run inside of a TEE every time a TEE is started. During the protocol, TEE interacts with the untrusted server storage. By the end of the initialization, TEE's local private memory contains the keys and the state components as described above. The pseudocode of this protocol is shown in Algorithm 4 and described below.

During initialization, TEE loads the signing and encryption keys either from sealed state or from a key vault, ensuring that only TEE's running legitimate code can load the keys. The TEE then loads its state from the server storage and requests a signed state digest from the SCM. For freshness, it requests the SCM to sign

the nonce sent by the TEE. If the signature and freshness checks succeed, the TEE tries to load the state. It compares the digest of the state it loads from the server storage with the digest stored at the SCM. If the digests match and SCM's digest was uploaded earlier by a valid TEE (as verified using digital signatures with vk_s), the TEE will use the loaded state as its local state. If the digests do not match, TEE attempts to update the state digest at SCM. If the update is successful, it proceeds similar to above. Otherwise it aborts as SCM must have been updated with a more recent state by another TEE.

The TEE checks if there is a query in the current state. If it is the first time TEE is started since the data owner setup the system, there will be no pending query answers. The TEE then loads and decrypts the dataset D . If the dataset is too large to fit in TEE, this could be replaced with a procedure that will allow for access to dataset D in chunks (a common trick for constrained memory devices [39] that will not affect a DP system to which the data will appear to be coming as one chunk).

5.5 Replying to Queries

A data analyst interacts with ELEPHANTDP by sending queries to the server hosting it. The server sends the query to an initialized TEE if there is one or initializes a new one. The TEE answers queries as long as there is enough budget left. The pseudo-code for replying queries appears in Algorithm 5.

Let q be a query sent by the analyst. TEE runs DPspec to determine the DP mechanism for query q , M_q , and query budget, ϵ .

If the budget is enough to answer the query, M_q computes a ; otherwise, it returns \perp . Answering the query should be done without observable side channels as otherwise information can be leaked if the TEE is interrupted and budget is not updated. For example, if answer length differs depending on the dataset, the answer needs to be padded to the length of the longest possible answer.

If the query can be answered without exceeding the budget, TEE sets new budget to $B - \epsilon$. Otherwise, budget stays the same. Regardless of the query output, TEE updates the state with an incremented state counter, the budget, last query and the answer. It encrypts the state and stores it in the storage, before requesting SCM to update the digest. If SCM can update the state digest (i.e., SCM's last state identifier is one smaller than what TEE is trying to update it with) and SCM's reply is fresh (i.e., it is signed with TEE's freshly generated nonce), the TEE sends the answer to the analyst and waits for further queries. If the state at SCM cannot be updated, TEE aborts as its current state is out of sync with SCM.

5.6 Recovery

If a TEE crashes, its local state in runtime memory is lost as well. To recover, a new TEE needs to start from the state saved by the previous TEE in the untrusted persistent storage. The protocol for starting a new TEE is the same as the one to initialize a TEE in Algorithm 4. Since the server is responsible for starting and running TEEs, it may crash TEEs, create several TEEs (e.g., trying to execute a fork attack) or attempt to give obsolete states (e.g., trying to rollback the budget). To this end, the protocol ensures that the state TEE loads from the server is indeed the latest.

[†]<https://learn.microsoft.com/en-us/azure/key-vault/managed-hsm>

Algorithm 4 TEE Initialization. If the protocol succeeds, TEE is loaded with keys, the dataset and the budget for answering DP queries.

```

1: function INIT()
2:    $(k_D, k_s, sk_s, vk_s, vk_{scm}) \leftarrow \text{GetKeys}(m)$             $\triangleright$  Get signing & encryption keys, using TEE attestation based on measurement  $m$ .
3:   Generate random nonce
4:    $\sigma_{scm}, (id, (\sigma_h, h)) \leftarrow \text{SCM.GetState}(\text{nonce})$             $\triangleright$  Get state from SCM.
5:   if  $\text{Verify}(vk_{scm}, \sigma_{scm}, id, (\sigma_h, h), \text{nonce})$  or  $\text{Verify}(vk_s, \sigma_h, (id, h))$  fail then
6:     Abort            $\triangleright$  Latest state is either not from a valid SCM or has old nonce or the state was not from a valid TEE.
7:   end if
8:    $\sigma, \bar{s} \leftarrow \text{ST.Load}(\text{'state'})$             $\triangleright$  Load latest encrypted state from storage.
9:   if  $\text{Verify}(vk_s, \sigma, id, \bar{s})$  and  $\text{Hash}(\bar{s}) = h$  then
10:    Go to Line 23            $\triangleright$  State digests loaded from SCM and generated from the storage state are in sync.
11:  else
12:    if  $\text{Verify}(vk_s, \sigma, id + 1, \bar{s})$  then            $\triangleright$  TEE may have crashed before SCM received its updated state.
13:       $h \leftarrow \text{Hash}(\bar{s})$  and  $\sigma_h \leftarrow \text{Sign}(sk_s, (id, h))$ 
14:      Generate new random nonce
15:       $\sigma_{scm}, \text{msg} \leftarrow \text{SCM.UpdateState}(\text{nonce}, id, (\sigma_h, h))$ 
16:      if  $\text{Verify}(vk_{scm}, \sigma_{scm}, \text{msg}, \text{nonce})$  fails or  $\text{msg} \neq \text{Ack}$  then
17:        Abort            $\triangleright$  Could not update the state at SCM (e.g., because SCM has a newer state).
18:      end if
19:    else
20:      Abort            $\triangleright$  Loaded state cannot be authenticated with expected  $id$ .
21:    end if
22:  end if
23:   $q, a, B \leftarrow \text{Decrypt}(k_s, \bar{s})$ 
24:  if  $id \neq 0$  then            $\triangleright$  Check if answers to any queries have been computed.
25:    Send  $id, q, a$  to the data analyst
26:  end if
27:   $\bar{D} \leftarrow \text{ST.Load}(\text{'data'})$ 
28:   $D \leftarrow \text{Decrypt}(k_D, \bar{D})$             $\triangleright$  Load and decrypt data
29: end function

```

The TEE checks if there is a query in the current state (i.e., it is not the first time that a TEE of the DP system has been started). If there is one, it sends previously recorded response a to the data analyst. This ensures that the analyst gets the answer if a TEE has crashed after it updated the budget, but before it sent the answer to the analyst. This may result in the analyst getting multiple copies of the same answer if the TEE crashed after the answer was sent. We made this choice to avoid budget depletion for the last query that has already consumed the budget.

The TEE then loads the dataset and waits for analyst's queries. Note that ELEPHANTDP can restart as long as TEE's requests to get the keys, SCM state and local storage are met by the server. We discuss recovery further in this section.

5.7 Discussion

Management of Privacy Budget. ELEPHANTDP relies on privacy budget management provided by the data owner in functionality DPSpec. DPSpec decides which mechanism \mathcal{M}_q to use to answer the query and how much privacy loss the query will incur. Depending on the use case, DPSpec could be instantiated with advanced privacy management schemes that maximize the number of queries that can be answered by efficiently allocating privacy budget across queries and applications [33]. Some of these DP

schemes (e.g., private multiplicative weights [18]) keep a state between queries. To support these mechanisms, we can abstract their state as an additional input aux to DPSpec (i.e., $\text{DPSpec}(q, B, \text{aux})$) that will need to be persisted in system's state s between queries.

We assumed that there is only one data analyst. The system can be extended with more. For example, the data owner can setup the TEE code to answer queries only from a pre-approved set of analysts by supplying their public keys. Though this would not change our threat model that assumes collusion between analysts and the server, it can assist in a more efficient budget allocation across the analysts [51].

Multiple Datasets. We can consider two settings. The first one, where a data owner has several datasets and wants to setup ELEPHANTDP for each one. Our protocol can be adopted to support this by associating each dataset and its state with a label, where the label is unique for each dataset. Then, SCM needs to maintain states along with their labels such that one can query and update state digests by using their labels (e.g., Nimble [3] provides labeling functionality). The second setting is where a single system may need to access multiple datasets, each with its own budget (e.g., in the Local DP setting). In this case, as for the first setting, ELEPHANTDP will need to maintain a state per each dataset. Additionally, it will also need to correctly load each state during the initialization and

Algorithm 5 Pseudocode for answering queries inside of a TEE. Given a query, DPSpec returns the DP mechanism to compute the answer and the budget required for this query. After TEE is initialized in Algorithm 4, it answers queries from a data analyst. For each query q , it associates an identifier and computes an answer. If there is enough budget to answer the query, the budget is updated. Otherwise, the answer is set to \perp and the budget stays the same. Query, answer, its identifier and the budget are saved at the storage. If SCM accepts this state update, the answer is sent to the data analyst. Otherwise, TEE aborts as SCM may have a more recent state update.

```

1: function ReplyQuery( $q$ )
2:    $\epsilon, \mathcal{M}_q \leftarrow \text{DPSpec}(q, B)$             $\triangleright$  Determine query mechanism and the privacy loss as per the owner's specification for this query.
3:   if  $B - \epsilon \geq 0$  then
4:      $a \leftarrow \mathcal{M}_q(D)$                         $\triangleright$  Compute DP answer.
5:      $B \leftarrow B - \epsilon$ 
6:   else
7:      $a \leftarrow \perp$                               $\triangleright$  Not enough budget to answer this query.
8:   end if
9:    $id \leftarrow id + 1$ 
10:   $s \leftarrow q \| a \| B$ 
11:   $\bar{s} \leftarrow \text{Encrypt}(k_s, s)$  and  $h \leftarrow \text{Hash}(\bar{s})$ 
12:   $\sigma \leftarrow \text{Sign}(sk_s, id, \bar{s})$  and  $\sigma_h \leftarrow \text{Sign}(sk_s, (id, h))$ 
13:  ST.Store('state', ( $\sigma, \bar{s}$ ))                 $\triangleright$  Save the state together with the answer and the unique identifier.
14:  Generate random nonce
15:   $\sigma_{scm}, \text{msg} \leftarrow \text{SCM.UpdateState}(\text{nonce}, id, (\sigma_h, h))$             $\triangleright$  Attempt to update the state at counter  $id$ .
16:  if Verify( $vk_{scm}, \sigma_{scm}, \text{msg}, \text{nonce}$ ) or  $\text{msg} \neq \text{Ack fail}$  then
17:    Abort                                        $\triangleright$  TEE could not update SCM's state. Abort as TEE is not in sync.
18:  end if
19:  Send  $id, q, a$  to the data analyst
20: end function
21: Abort, if  $B = 0$ .

```

release query answers to a data analyst only after budgets for all datasets have been successfully updated at the SCM.

Liveness vs. Confidentiality. Consistency, Availability, and Partition tolerance (CAP) theorem states that one has to give up either safety or availability in an unreliable distributed system [11]. Since our priority is to provide dataset privacy according to DP guarantees, if ELEPHANTDP crashes, it can recover as long as the server behaves according to the protocol. As it is in the interest of the service provider to behave correctly, the scenario where a restarted TEE cannot access SCM or latest stored state is unlikely to happen. Nevertheless, the system can try to recover by relying on the intervention from the data owner. For example, if the dataset is lost, the owner could upload it to the server again; if the state is lost at the server, the data owner could retrieve it from SCM (in this case SCM would need to store encrypted state instead of its digest). However, if SCM is not available, the owner will have to decide on the value of the new budget, which could lead to a budget rollback since the owner does not know the value of the budget before the crash.

6 ELEPHANTDP ANALYSIS

We now prove that ELEPHANTDP provides liveness and DP confidentiality, assuming TEE provides isolation guarantees and SCM provides state continuity guarantees as specified in Section 2.

6.1 Liveness

Proofs of both properties rely on the integrity, authenticity and recency of the states loaded by a TEE summarized in the following lemma.

LEMMA 6.1. *Assuming the integrity and confidentiality properties of the TEE, the integrity properties of SCM and standard cryptographic assumptions for signatures, authenticated encryption and the hash function, ELEPHANTDP has the following state integrity properties:*

- (1) *if a TEE is successfully initialized, then it is loaded with a state that was created either by a valid TEE or by the data owner;*
- (2) *if a TEE is successfully initialized with identifier id then the last state stored by a valid TEE at SCM had identifier id or $id - 1$.*

PROOF. The first property holds since the state stored at the storage module is signed using the key sk_s of the data owner. By design only valid TEEs can access this key. The initialization in Algorithm 4 is successful only if state verification succeeds.

We now prove the second property. During initialization (Algorithm 4) a TEE reads the state digest from SCM. It checks that the received digest h is from a valid SCM and fresh (checked using signature σ_{scm} , verification key vk_{scm} and nonce). It also ensures that the digest was uploaded by a valid TEE using vk_s . It then compares the digest to the hash of the state loaded from the storage (based on the first property it is an authentic state but may be stale). If the digests are equal, initialization is successful and the second property holds. If they are not equal, TEE tries to update the SCM. The SCM accepts an update only if its last recorded state digest has an identifier one less than the one sent by the TEE. It rejects an update if there are other entries associated with the same id . Otherwise, it updates its state and sends an acknowledgement. \square

LEMMA 6.2. *ELEPHANTDP provides liveness (Definition 4.1) in a non-adversarial environment, that is, when a restarted TEE is given*

the latest state stored by a valid TEE and receives a response from a valid SCM.

The proof of Lemma 6.2 appears in Appendix A.

6.2 DP Confidentiality

Information released in ELEPHANTDP. By design, only TEEs running data owner’s code have access to the data encryption key k_D . Hence, information about the dataset is released by valid TEEs only. TEEs store states to storage module, send updated digests to SCM, abort and return answers to a data analyst. The first two actions do not reveal information about D or computed answers a since the state is stored encrypted and the digest is a hash of the encrypted state. If state size (e.g., the size of a) is sensitive, one may consider padding it. Aborts are associated with integrity of the state continuity and loaded states and do not depend on the content of the data or returned answers. Hence, we only need to consider the information released by TEEs via replies to queries.

We capture query replies via tuples (id, q, a) sent by a TEE to a data analyst. Let \mathcal{T} be a sequence of these tuples. We show that ids in \mathcal{T} follow a sequential order and are numbered 1 to n where n is the number of queries in Q . Due to TEE crashing and resending the answers to previously asked queries after recovery, \mathcal{T} may have tuples with same ids . However, we show that if there is more than one tuple with the same id , then all these tuples are equal (Lemma 6.3). Hence, these entries do not reveal any new information and are copies of previously sent answers. Due to space constrains the proof of Lemma 6.3 appears in Appendix A. At a high level it shows that each tuple is associated with exactly one entry at SCM where each entry has a unique identifier.

LEMMA 6.3. *Let \mathcal{T} be a sequence of tuples returned by a TEE. Then (1) all identifiers in the sequence follow a sequential order, starting at 1 and (2) if more than one tuple has the same identifier then those tuples are equal.*

LEMMA 6.4. *Assuming the integrity and confidentiality properties of a TEE, the integrity properties of SCM and standard cryptographic assumptions for signatures, authenticated encryption and the hash function, ELEPHANTDP provides DP confidentiality (Definition 4.3).*

PROOF. We first show how to construct transcript T for ELEPHANTDP and determine order π , as per Definition 4.3. We then show the equivalence with the transcript of the ideal functionality.

Let \mathcal{T} be all the tuples (id, q, a) sent by a TEE to a data analyst (as defined in this section) but after removing equal tuples. We then augment each tuple with the budget B stored in a TEE (e.g., runtime memory) at the time it sent this tuple. Transcript T is then constructed as follows: $T[\mathcal{T}.id] = (\mathcal{T}.q, \mathcal{T}.a, B)$. The index positions associated with queries in T form an order π on Q that we use for Definition 4.3.

Given properties of the sequence of replies \mathcal{T} (Lemma 6.3) and by construction above, we know that both transcripts are of the same length and queries are equal: $T[i].q = T_{ideal}[i].q$. Hence, we need to show that the corresponding budgets are equal and answers are either both equal to \perp or are from the same distribution (condition of Definition 4.3). Note that if budgets are equal then the condition on the answers will hold since both the ideal functionality and

the code in the TEE use the same mechanism \mathcal{M}_q to compute an answer (albeit with different randomness). Moreover, both use deterministically computed ϵ to determine if a query exceeds the budget or not. Hence, both functionalities will either return \perp or answers from the same distribution. Hence, in the rest of the proof we show that budgets across both transcripts are the same.

We prove that budgets are equal by showing that the answer and the (updated) budget for entry with identifier id use the budget of entry $id - 1$ or owner’s initial budget, if $id = 1$. Since budget update is performed by the same code as the one from the ideal functionality, this would lead to an equivalent budget update and answer computation for this entry.

In the base case, when no queries have been answered, there is only one state that is available in the system and can be successfully loaded into a TEE; it is the state generated by the owner: $\perp \parallel \perp \parallel B$ with $id = 0$. In this case SCM is not updated as it stores the same state loaded by the owner. According to Lemma 6.1, if TEE is initialized, it is loaded with owner’s budget and $id = 0$. When query associated with $T[1]$ arrives, ReplyQuery uses B to determine the answer and the next budget, and id to increment the identifier. The answer is sent (and hence appears in the transcript) only if the state was successfully updated at SCM.

For the general case, we prove that the only state that TEE can use to answer query at entry $T[i]$ must be from the state associated with an answered query $T[i - 1]$. First we show that the state that a TEE uses to determine an answer for any query must have an entry associated with it in T (i.e., there must have been an answer produced by the TEE). This is true, since a state is stored by a TEE and updated at SCM, before the answer is sent. Even if a TEE crashes after it has updated both storage and SCM but before it sends an answer, the new TEE will be loaded from the saved state and will send the saved answer before proceeding to reply other queries (Line 25 in Algorithm 4). Since TEE associated identifier i with this particular query, its previous state must have been associated with identifier $i - 1$. The states have the same identifiers as the answers sent at that state, hence, the answer must be associated with identifier $i - 1$. Since identifiers are unique in the transcript, the previous answer must have been for the entry $T[i - 1]$. \square

7 ELEPHANTDP EVALUATION

We evaluate the performance of ELEPHANTDP w.r.t. a naïve DP protocol that provides no security beyond DP guarantees.

7.1 Experimental Setup

The experiments in this section were run on Intel Xeon E-2288G CPUs that support SGX, running a 64-bit Ubuntu Linux 20.04.4 with kernel version 5.15.0-1034 (same as in Section 3.3).

ELEPHANTDP. We implement ELEPHANTDP as described in Section 5 in C++. TEE and SCM are the two main components of ELEPHANTDP. TEE is instantiated using CPU with Intel SGX capabilities, processes DP queries and updates system states as in Algorithm 5 inside an enclave.

In the experiments we choose to instantiate SCM with a distributed system of nodes with Intel SGX capabilities in a LAN environment of a data center, each running on a separate machine to protect against a single-point failure. Unless otherwise specified

SCM has 3 nodes. The SCM is adapted from the distributed system part of Narrator [38], and accommodates the functionalities required by our protocol, such as the signing functionality used in InitState of Algorithm 1. Narrator adopts a consistent broadcast protocol [12, 45], and guarantees that if a node fails, it can be restarted and synchronized with the latest digest (i.e., the digest with the highest *id*) from the remaining nodes. We use AES-GCM for encryption, SHA256 for hash, and RSA-SHA256 for signatures, which are provided by Intel SGX SDK.

NAIVEDP. As a baseline we use a system that runs DP code on the machine with the same specification as ELEPHANTDP but does not use TEEs, state continuity, encryption and signatures.

Datasets and queries. As datasets, we use the PUMS dataset [40] (1.2 million records, 44 MB) and the test dataset of DIGIX [29] (2 million records, 307 MB). Since DIGIX is 307 MB and the maximum SGX enclave memory is around 190 MB, we divide and seal DIGIX into two data chunks so that each can fit into the enclave. During queries, the code abstracts the data as a single piece and loads records as requested by a DP mechanism (e.g., for average query, Gaussian mechanism may access one record at a time). Both PUMS and DIGIX have an age column, which is used in most of our queries.

We test six queries, which range in complexity and output sizes:

- (1) Average age.
- (2) Variance of age.
- (3) Correlation: the Pearson correlation coefficient between age and income columns (for the PUMS dataset).
- (4) GroupBy: the averaged incomes for different age groups of the PUMS dataset. The number of groups ranges in {20, 50, 100} and corresponds to the query output size. For example, if the group size is 100 (i.e., group by each age year), then the output consists of 100 floating-points.
- (5) Shuffle DP for reporting age group: the computation proceeds by shuffling the age column, bucketing the age to one of 10 groups and randomizing this value using Alg. 1 from [6]. The output is the randomized age group of each record in the shuffled order. Hence, query output size is equal to the input size (e.g., 1.2M for the PUMS dataset).
- (6) Private Multiplicative Weights (PMW): the query takes input A and computes %records with age of A or higher. We use Multiplicative Weights Update Rule (Alg. 5 from [18]). The query maintains a list of 100 weights (randomly initialized) used to estimate a result (one for each age year). The query returns the estimated result based on this list if the relative error is within some target accuracy and no privacy budget is consumed. Otherwise, the real result protected with Laplace noise is returned, budget is updated (as determined by the owner at the setup) and weights are updated. The list of weights is persisted in the state.

For queries protected with the Gaussian and Laplace DP mechanisms, each query is assigned with budget $\epsilon = 1$, and its sensitivity is estimated w.r.t. the range of input values (e.g., 100 for the age column) and query type. All queries except GroupBy and Shuffle DP return one value as an output. Besides storing the updated budget and query output, PMW also stores the weight list in its state.

7.2 Evaluation

We measure the runtime overhead of answering a single query in a system that loads the PUMS dataset and answers 1000 queries, hence, the cost of loading the initial dataset is amortized. All measurements are averaged over 100 runs.

We report the exact times and throughputs in Table 2 for all queries, including overhead and performance evaluations.

We observe that queries with shorter query answer time by NAIVEDP (e.g., Average, GroupBy, and PMW) usually have bigger overheads 2–3.2 \times by ELEPHANTDP, while queries with longer query answer time (e.g., Variance, Correlation and Shuffle DP) have smaller overheads 1.1–1.5 \times . That is, the overhead of ELEPHANTDP compared to NAIVEDP is lower when computing complex queries. ELEPHANTDP can process between 15 to 160 queries per second, depending on the complexity of the query.

To understand what adds to an overhead we measure:

- t_Q : the time it takes to compute the DP answer to a query (both systems incur this cost);
- t_L : the time it takes to load and decrypt the dataset and system state (NAIVEDP incurs only the loading cost, ELEPHANTDP incurs both the loading and decryption cost);
- t_S : the time it takes to retrieve and update the state at SCM (incurred by ELEPHANTDP).

We report these measurement on all queries in Figure 3.

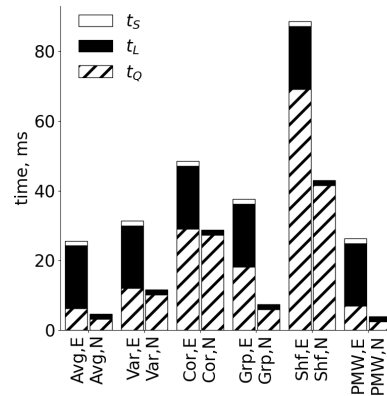


Figure 3: The overhead for a single query Average (Avg), Variance (Var), Correlation (Cor), GroupBy (Grp), Shuffle (Shf), and Private Multiplicative Weights (PMW) on the PUMS dataset using ELEPHANTDP (E) and NAIVEDP (N).

We observe that most of the overhead comes from initializing the enclave and loading the data. However, the dataset loading cost t_L is a one-off cost and can be amortized across queries, while t_Q and t_S are incurred per query.

Finally, we observe that ELEPHANTDP incurs a small memory overhead from storing a single query, its answer, the current budget (e.g., an integer or a floating point value), and the associated signature at the server. This state size is proportional to the query, answer representation and internal state size (e.g., for PMW). For statistical queries above these are well under 1KB, except for Shuffle

Table 2: The average time (in ms) and throughput (i.e., the number of queries answered per second) to answer Average, Variance, Correlation, GroupBy, Shuffle DP, and PMW queries for NAIVEDP and ELEPHANTDP on the PUMS dataset. The relative overhead and throughput of ELEPHANTDP wrt. NAIVEDP is reported in brackets. The timing results are amortized over 1000 queries including the initial cost of loading of a dataset.

	System	Query Type					
		Average	Variance	Correlation	GroupBy	Shuffle DP	PMW
Time (ms)	NaiveDP	3.12	10.12	27.56	5.7	44.6	2.42
	ElephantDP	6.18 (2×)	12.04 (1.2×)	29.09 (1.1×)	18.24 (3.2×)	69.3 (1.5×)	6.94 (2.8×)
Throughput (#queries/s)	NaiveDP	321	99	37	176	23	414
	ElephantDP	160 (0.5×)	83 (0.8×)	35 (0.9×)	55 (0.3×)	15 (0.7×)	144 (0.3×)

DP, whose query answer is proportional to the data size, akin to local DP.

Summary. Overall, the experiments show that the overheads of our non-optimized implementation of ELEPHANTDP are acceptable, particularly in the case of complex queries. We note that the overhead for large datasets comes mostly from data loading — a cost that would be incurred by any system that uses TEEs for processing data. ELEPHANTDP, however, provides much stronger guarantees by protecting the budget from, for example, rollback and fork attacks which can compromise DP guarantees.

7.3 Ablation Study

In this section we evaluate separately how different system parameters influence the performance of ELEPHANTDP, including the number of nodes in SCM, input size, and output size.

We first test increasing *the number of nodes in SCM*, from 3 to 5 and 7, which would allow SCM to recover if more nodes fail. We observe that when a system has more nodes, the state update cost, t_S , increases from an average of 1.4 ms to 2.3 ms and 3.1 ms respectively, due to the cost of broadcast. We note that SCM cost does not depend on a dataset or a query type as ELEPHANTDP’s state consists of a hash and a signature which are both constant.

To explore *the influence of input size*, we compare performance of Average, Variance, and Correlation queries on the PUMS dataset and a bigger dataset DIGIX. The results are presented in Table 3. We observe that the time to compute on larger input size scales linearly and the overhead stays the same.

We test GroupBy and Shuffle DP queries with *different output sizes*. The results are presented in Table 4 (with detailed breakdown of overheads provided in Figure 4 of Appendix B). We observe that as the query answer time increases with increasing output size for both systems, the overhead of loading the dataset is amortized.

8 RELATED WORK

Secure Databases. Secure database systems aim to provide end-to-end confidentiality such that only the analyst can learn query outputs while data remains encrypted at the service provider [4, 23, 43]. In such systems the analyst is trusted and receives true query answers, as opposed to our setting where answers are protected from untrusted analysts with DP guarantees. Moreover, such systems

Table 3: The average time (in ms) to answer queries Average, Variance, and Correlation for NAIVEDP and ELEPHANTDP on datasets of different sizes: PUMS (44MB) and DIGIX (307MB). The timing results are amortized over 1000 queries including the cost of loading of a dataset. The relative overhead of ELEPHANTDP wrt. NAIVEDP is reported in brackets.

Dataset	Query	Time (ms)	
		NaiveDP	ElephantDP
PUMS	Average	3.1	6.2 (2×)
	Variance	10.1	12.0 (1.2×)
	Correlation	27.6	29.1 (1.1×)
DIGIX	Average	5.2	10.4 (2×)
	Variance	16.9	20.1 (1.2×)
	Correlation	46.1	48.2 (1.1×)

Table 4: The average time (in ms) to answer queries GroupBy and Shuffle DP for NAIVEDP and ELEPHANTDP on the dataset PUMS. The output size ranges in {20, 50, 100} for the GroupBy query and in {120K, 600K, 1.2M} for the Shuffle DP query. The results are amortized over 1000 queries including the cost of loading the dataset.

(a) GroupBy Query			(b) Shuffle DP Query		
Output Size	Time (ms)		Output Size	Time (ms)	
	NaiveDP	ElephantDP		NaiveDP	ElephantDP
20	4.4	17.6 (3.9×)	120K	3.9	7.1 (1.8×)
50	4.9	17.8 (3.6×)	600K	21.6	34.7 (1.6×)
100	5.7	18.2 (3.2×)	1.2M	44.6	69.3 (1.5×)

do not consider an active attacker who can reset persistent storage. That is, a database can be easily reset to a previous state if the attacker makes a copy of the persisted files. Note that database logging, on its own, is not sufficient to protect against active attackers. For example, an attacker can truncate the log (even if it is encrypted and integrity protected) and give it to the database upon

recovery, thereby rolling back its state. Hence, any database set in a system with an active attacker has to rely on a state continuity module. Indeed, EnclaveDB [44] relies on ROTE [34] to protect against rollback attacks. To protect the state against fork attacks (same as those considered in this paper), EnclaveDB relies on analysts (referred to as clients in EnclaveDB). Since analysts are not trusted in ELEPHANTDP, we propose a protocol between a TEE and SCM to ensure that only one TEE is updating the budget.

Differential Privacy. Differential Privacy aims to bound information leakage released from answers to queries on a dataset. In this paper, we considered a setting where a dataset owner outsources their data to an untrusted cloud and want to ensure that analysts querying the data obtain answers with DP guarantees. We showed that it is crucial to protect DP budget and presented ELEPHANTDP that can achieve DP guarantees when DP code and budget are stored in an untrusted setting (e.g., cloud). Existing work has demonstrated that DP can also be vulnerable to other attacks in practice. For example, sampling from real-valued distributions, as required by Laplace and Gaussian mechanisms, is not generally possible when one is limited to floating-point arithmetic, leading to privacy leakage [5, 28, 31, 36]. Precision-based attacks [25] exploit a pattern for units in the last places of the floating-point outputs from a DP system. Finite-precision arithmetic can also lead to underestimation of function sensitivity required for many DP mechanisms [14]. These attacks allow one to distinguish DP outputs of neighboring datasets, and thus invalidate DP guarantees. Timing side-channels have also been exploited in DP systems [2, 24, 31]. To our knowledge, attacks against privacy budget (e.g., via rollback) have not been considered.

Protecting DP with TEEs has been proposed in several prior works. PROCHLO [8] collects encrypted user data and uses this data inside of TEEs with local DP methods. Allen *et al.* [1] propose DP mechanisms protected against memory side-channels when executed inside of a TEE. DuetSGX [37] proposes to use a typechecker to verify that each query satisfies differential privacy before running it with Intel SGX. DuetSGX explicitly maintains a budget, though in runtime memory. Hence, in case of a crash, a TEE cannot be recovered with the latest budget and one may not know how many queries were answered. Among the systems we outline in Table 1 only PySyft [52] explicitly stores the budget in a database. However, since it runs with no TEE guarantees and the file is not protected with either state continuity, integrity or confidentiality guarantees, it is susceptible to budget attacks. In parallel to our work, Google proposed to compute advertising reports with DP guarantees within TEEs as part of their Privacy Sandbox system [21], with a process for budget recovery post-disasters expected to be added in Q2 2024.

State Continuity. There are many systems that provide state continuity either by relying on monotonic counters or a distributed network of nodes [3, 34, 38, 47]. As we discuss in Section 5, using them off the shelf for a DP system needs to be done carefully to ensure DP guarantees are provided. For example, one needs to determine what to save in a state and when to send the query answer to the data analyst. We prove that our design guarantees liveness and DP confidentiality by relying on an SCM that provides the functionality in Algorithm 1. Hence, any state continuity that fits this abstraction can be used within ELEPHANTDP.

The closest to our work is Memoir [42], a generic framework to guarantee state continuity using TPMs that allows recovery of a state by storing the history of state updates. Compared to ELEPHANTDP, Memoir was not designed for DP and does not use modern TEEs (e.g., Intel SGX). Different from Memoir, ELEPHANTDP updates persistent storage before recording state update at SCM. To this end, we require that the computed answer, not the query, to be recorded in the state. Thus we avoid Memoir’s requirement to make the DP code deterministic. We ensure that the answer is sent to the data analyst every time a TEE is restarted. Hence, when recovering from a crash, it is sufficient to recover the latest state without recomputing the query or the history of updates — leading to an arguably simpler protocol. On a technical note, the above choices result in a different protocol that we prove to be secure. Our implementation also uses multiple TEEs to implement SCM as opposed to a single TPM that maybe subject to failure.

9 CONCLUSION

We propose ELEPHANTDP, a DP system that provides a secure instantiation of global DP in a remote untrusted setting. ELEPHANTDP design includes a crucial component of a DP system — secure tracking of the privacy budget allocated for a dataset. To this end, ELEPHANTDP ensures that this budget is updated correctly after each query and the query is answered only if there is sufficient budget left. Compared to previous work that do not provide state continuity for the budget, ELEPHANTDP ensures that the budget cannot be rolled back, replayed or forked. ELEPHANTDP uses a state continuity module and TEEs to guarantee liveness and DP confidentiality. We use Intel SGX to instantiate our system and show that the overhead of the system from maintaining the state is small, while the cost of loading data can be amortized across multiple queries.

ACKNOWLEDGMENTS

This work has been supported by the joint CATCH MURI-AUSMURI; the ARC Discovery Project number DP210102670; and the Deutsche Forschungsgemeinschaft (DFG, German Research Foundation) under Germany’s Excellence Strategy - EXC 2092 CASA - 390781972. The first author is supported by the University of Melbourne research scholarship (MRS) scheme.

REFERENCES

- [1] Joshua Allen, Bolin Ding, Janardhan Kulkarni, Harsha Nori, Olga Ohrimenko, and Sergey Yekhanin. 2019. An algorithmic framework for differentially private data analysis on trusted processors. *Advances in Neural Information Processing Systems* 32 (2019).
- [2] Marc Andryscio, David Kohlbrenner, Keaton Mowery, Ranjit Jhala, Sorin Lerner, and Hovav Shacham. 2015. On subnormal floating point and abnormal timing. In *2015 IEEE Symposium on Security and Privacy*. IEEE, 623–639.
- [3] Sebastian Angel, Aditya Basu, Weidong Cui, Trent Jaeger, Stella Lau, Srinath Setty, and Sudheesh Singanamalla. 2023. Nimble: Rollback protection for confidential cloud services. In *17th USENIX Symposium on Operating Systems Design and Implementation (OSDI 23)*. 193–208.
- [4] Panagiotis Antonopoulos, Arvind Arasu, Kunal D. Singh, Ken Eguro, Nitish Gupta, Rajat Jain, Raghav Kaushik, Hanuma Kodavalla, Donald Kossmann, Nikolas Ogg, Ravi Ramamurthy, Jakub Szymaszek, Jeffrey Trimmer, Kapil Vaswani, Ramarathnam Venkatesan, and Mike Zwillig. 2020. Azure SQL Database Always Encrypted. In *Proceedings of the 2020 ACM SIGMOD International Conference on Management of Data*. Association for Computing Machinery, 1511–1525.
- [5] Victor Balcer and Salil P. Vadhan. 2018. Differential privacy on finite computers. In *9th Innovations in Theoretical Computer Science Conference, ITCS 2018, January 11-14, 2018, Cambridge, MA, USA (LIPIcs, Vol. 94)*, Anna R. Karlin (Ed.). Schloss Dagstuhl - Leibniz-Zentrum für Informatik, 43:1–43:21.

- [6] Borja Balle, James Bell, Adrià Gascón, and Kobbi Nissim. 2019. The privacy blanket of the shuffle model. In *Advances in Cryptology—CRYPTO 2019: 39th Annual International Cryptology Conference, Santa Barbara, CA, USA, August 18–22, 2019, Proceedings, Part II* 39. Springer, 638–667.
- [7] Skye Berghel, Philip Bohannon, Damien Desfontaines, Charles Estes, Sam Haney, Luke Hartman, Michael Hay, Ashwin Machanavajjhala, Tom Magerlein, Gerome Miklau, et al. 2022. Tumul Analytics: A robust, easy-to-use, scalable, and expressive framework for differential privacy. *arXiv preprint arXiv:2212.04133* (2022).
- [8] Andrea Bittau, Úlfar Erlingsson, Petros Maniatis, Ilya Mironov, Ananth Raghunathan, David Lie, Mitch Rudominer, Ushasree Kode, Julien Tinnes, and Bernhard Seefeld. 2017. Prochlo: Strong privacy for analytics in the crowd. In *Proceedings of the 26th Symposium on Operating Systems Principles*. 441–459.
- [9] Marcus Brandenburger, Christian Cachin, Matthias Lorenz, and Rüdiger Kapitza. 2017. Rollback and forking detection for trusted execution environments using lightweight collective memory. In *2017 47th Annual IEEE/IFIP International Conference on Dependable Systems and Networks (DSN)*. IEEE, 157–168.
- [10] Ferdinand Brasser, Urs Müller, Alexandra Dmitrienko, Kari Kostiainen, Srdjan Capkun, and Ahmad-Reza Sadeghi. 2017. Software grand exposure: SGX cache attacks are practical. In *11th USENIX Workshop on Offensive Technologies*.
- [11] Eric A. Brewer. 2000. Towards robust distributed systems (abstract). In *Proceedings of the 19th Annual ACM Symposium on Principles of Distributed Computing*. 7.
- [12] Christian Cachin, Rachid Guerraoui, and Luis Rodrigues. 2011. *Introduction to reliable and secure distributed programming*. Springer Science & Business Media.
- [13] Clément L. Canonne, Gautam Kamath, and Thomas Steinke. 2020. The discrete gaussian for differential privacy. *Advances in Neural Information Processing Systems* 33 (2020), 15676–15688.
- [14] Silvia Casacuberta, Michael Shoemate, Salil Vadhan, and Connor Wagaman. 2022. Widespread underestimation of sensitivity in differentially private libraries and how to fix it. In *Proceedings of the 2022 ACM SIGSAC Conference on Computer and Communications Security*. Association for Computing Machinery, 471–484.
- [15] Victor Costan and Srinivas Devadas. 2016. Intel SGX explained. *Cryptology ePrint Archive* (2016).
- [16] Irit Dinur and Kobbi Nissim. 2003. Revealing information while preserving privacy. In *Proceedings of the twenty-second ACM SIGMOD-SIGACT-SIGART symposium on Principles of database systems*. 202–210.
- [17] Cynthia Dwork, Frank McSherry, Kobbi Nissim, and Adam Smith. 2006. Calibrating noise to sensitivity in private data analysis. In *Theory of Cryptography: Third Theory of Cryptography Conference, TCC 2006*. Springer, 265–284.
- [18] Cynthia Dwork, Aaron Roth, et al. 2014. The algorithmic foundations of differential privacy. *Foundations and Trends® in Theoretical Computer Science* 9, 3–4 (2014), 211–407.
- [19] Cynthia Dwork, Guy N Rothblum, and Salil Vadhan. 2010. Boosting and differential privacy. In *Symposium on Foundations of Computer Science (FOCS)*. 51–60.
- [20] Google. 2024. Google's differential privacy libraries. <https://github.com/google/differential-privacy>. [Online; accessed 17-Jan-2024].
- [21] Google. 2024. Privacy Sandbox. Private advertising: Aggregation Service overview. <https://developers.google.com/privacy-sandbox/relevance/aggregation-service>. [Online; accessed 26-Jun-2024].
- [22] Johannes Götzfried, Moritz Eckert, Sebastian Schinzel, and Tilo Müller. 2017. Cache attacks on Intel SGX. In *Proceedings of the 10th European Workshop on Systems Security*. 1–6.
- [23] Alexey Gribov, Dhinakaran Vinayagamurthy, and Sergey Gorbunov. 2019. StealthDB: a Scalable Encrypted Database with Full SQL Query Support. *Proceedings on Privacy Enhancing Technologies* (2019).
- [24] Andreas Haeberlen, Benjamin C. Pierce, and Arjun Narayan. 2011. Differential privacy under fire. In *20th USENIX Security Symposium (USENIX Security 11)*. USENIX Association, San Francisco, CA.
- [25] Samuel Haney, Damien Desfontaines, Luke Hartman, Ruchit Shrestha, and Michael Hay. 2022. Precision-based attacks and interval refining: How to break, then fix, differential privacy on finite computers. *Journal of Privacy and Confidentiality* (2022).
- [26] Michael Hay, Marco Gaboardi, and Salil Vadhan. 2020. A programming framework for OpenDP. In *6th Workshop on the Theory and Practice of Differential Privacy*.
- [27] Matthew Hoekstra, Reshma Lal, Pradeep Pappachan, Vinay Phegade, and Juan Del Cuvillo. 2013. Using innovative instructions to create trustworthy software solutions. In *Proceedings of the 2nd International Workshop on Hardware and Architectural Support for Security and Privacy*. Article 11, 1 pages.
- [28] Naoise Holohan and Stefano Braghin. 2021. Secure random sampling in differential privacy. In *Computer Security—ESORICS 2021: 26th European Symposium on Research in Computer Security, Darmstadt, Germany, October 4–8, 2021, Proceedings, Part II* 26. Springer, 523–542.
- [29] HUAWEI. 2020. 2020 DIGIX Advertisement CTR Prediction. <https://www.kaggle.com/datasets/louischen7/2020-digix-advertisement-ctr-prediction/>. [Online; accessed 01-Jan-2024].
- [30] Mohit Kumar Jangid, Guoxing Chen, Yinqian Zhang, and Zhiqiang Lin. 2021. Towards formal verification of state continuity for enclave programs. In *30th USENIX Security Symposium (USENIX Security 21)*. 573–590.
- [31] Jiankai Jin, Eleanor McMurtry, Benjamin IP Rubinstein, and Olga Ohrimenko. 2022. Are we there yet? timing and floating-point attacks on differential privacy systems. In *2022 IEEE Symposium on Security and Privacy (SP)*. IEEE, 473–488.
- [32] Peter Kairouz, Sewoong Oh, and Pramod Viswanath. 2015. The composition theorem for differential privacy. In *International Conference on Machine Learning (ICML)*. PMLR, 1376–1385.
- [33] Nicolas Küchler, Emanuel Opel, Hidde Lycklama, Alexander Viand, and Anwar Hithnawi. 2024. Cohere: Managing Differential Privacy in Large Scale Systems. In *IEEE Symposium on Security and Privacy (S&P)*. IEEE Computer Society, 121–121.
- [34] Sinisa Matetic, Mansoor Ahmed, Kari Kostiainen, Aritra Dhar, David Sommer, Arthur Gervais, Ari Juels, and Srdjan Capkun. 2017. ROTE: Rollback protection for trusted execution. In *26th USENIX Security Symposium (USENIX Security 17)*. 1289–1306.
- [35] Frank D McSherry. 2009. Privacy integrated queries: An extensible platform for privacy-preserving data analysis. In *Proceedings of the 2009 ACM SIGMOD International Conference on Management of data*. 19–30.
- [36] Ilya Mironov. 2012. On significance of the least significant bits for differential privacy. In *Proceedings of the 2012 ACM Conference on Computer and Communications Security*. 650–661.
- [37] Phillip Nguyen, Alex Silence, David Darais, and Joseph P Near. 2020. DuetSGX: Differential privacy with secure hardware. In *Theory and Practice of Differential Privacy (TPDP)*.
- [38] Jianyu Niu, Wei Peng, Xiaokuan Zhang, and Yinqian Zhang. 2022. Narrator: Secure and practical state continuity for trusted execution in the cloud. In *Proceedings of the 2022 ACM SIGSAC Conference on Computer and Communications Security*. 2385–2399.
- [39] Olga Ohrimenko, Felix Schuster, Cédric Fournet, Aastha Mehta, Sebastian Nowozin, Kapil Vaswani, and Manuel Costa. 2016. Oblivious Multi-Party Machine Learning on Trusted Processors. In *USENIX Security Symposium*, Thorsten Holz and Stefan Savage (Eds.). USENIX Association, 619–636.
- [40] OpenDP. 2022. DP Test Datasets. <https://github.com/opendp/dp-test-datasets>. [Online; accessed 17-Jan-2024].
- [41] OpenDP. 2024. OpenDP Library. <https://github.com/opendp/opendp>. [Online; accessed 17-Jan-2024].
- [42] Bryan Parno, Jacob R Lorch, John R Douceur, James Mickens, and Jonathan M McCune. 2011. Memoir: Practical state continuity for protected modules. In *2011 IEEE Symposium on Security and Privacy*. IEEE, 379–394.
- [43] Raluca Ada Popa, Catherine M. S. Redfield, Nickolai Zeldovich, and Hari Balakrishnan. 2011. CryptiDB: protecting confidentiality with encrypted query processing. In *Proceedings of the Twenty-Third ACM Symposium on Operating Systems Principles (SOSP '11)*. Association for Computing Machinery, 85–100.
- [44] Christian Priebe, Kapil Vaswani, and Manuel Costa. 2018. EnclaveDB: A Secure Database Using SGX. In *2018 IEEE Symposium on Security and Privacy (SP)*. 264–278.
- [45] Michael K Reiter. 1994. Secure agreement protocols: Reliable and atomic group multicast in Rampart. In *Proceedings of the 2nd ACM Conference on Computer and Communications Security*. 68–80.
- [46] Mark Russinovich, Edward Ashton, Christine Avanesians, Miguel Castro, Amaury Chamayou, Sylvan Clebsch, Manuel Costa, Cédric Fournet, Matthew Kerner, Sid Krishna, Julien Maffre, Thomas Moscibroda, Kartik Nayak, Olga Ohrimenko, Felix Schuster, Roy Schwartz, Alex Shamis, Olga Vrousseau, and Christoph M. Wintersteiger. 2019. *CCF: A Framework for Building Confidential Verifiable Replicated Services*. Technical Report MSR-TR-2019-16. Microsoft.
- [47] Raoul Strackx and Frank Piessens. 2016. Ariadne: A minimal approach to state continuity. In *25th USENIX Security Symposium (USENIX Security 16)*. 875–892.
- [48] Jun Tang, Aleksandra Korolova, Xiaolong Bai, Xueqiang Wang, and Xiaofeng Wang. 2017. Privacy loss in Apple's implementation of differential privacy on MacOS 10.12. *arXiv preprint arXiv:1709.02753* (2017).
- [49] Uber. 2019. Uber: Differentially private SQL. <https://github.com/uber-archive/sql-differential-privacy>. [Online; accessed 10-Jan-2024].
- [50] U.S. Census Bureau. 2020. Census Bureau sets key parameters to protect privacy in 2020 Census results. <https://www.census.gov/newsroom/press-releases/>
- [51] Shufan Zhang and Xi He. 2023. DProvDB: Differentially Private Query Processing with Multi-Analyst Provenance. *Proceedings of the ACM on Management of Data* 1, 4 (2023), 267:1–267:27. <https://doi.org/10.1145/3626761>
- [52] Alexander Ziller, Andrew Trask, Antonio Lopardo, Benjamin Szymbkow, Bobby Wagner, Emma Blumke, Jean-Mickael Nounahon, Jonathan Passerat-Palmbach, Kritika Prakash, Nick Rose, et al. 2021. Psysft: A library for easy federated learning. *Federated learning systems: Towards next-generation AI* (2021), 111–139.

A PROOF OF LEMMAS

LEMMA 6.2. *ELEPHANTDP provides liveness (Definition 4.1) in a non-adversarial environment, that is, when a restarted TEE is given the latest state stored by a valid TEE and receives a response from a valid SCM.*

PROOF. Consider a scenario where a TEE running ELEPHANTDP has crashed. Let \bar{s} be the last encrypted state stored in the storage module. Let us refer to the TEE that attempts to initialize as TEE_1 and TEE_2 be the TEE that computed \bar{s} . We need to show that a TEE_1 , initialised using $\text{Init}()$ protocol in Algorithm 4, loads \bar{s} . Our proof builds on the result of Lemma 6.1: the state loaded in a successfully initialized TEE must be most recent and come from a valid TEE or the data owner.

To complete initialization the protocol needs to reach Line 23. There are three Aborts that can prevent a successful initialization. The first abort is due to a failed signature and freshness verification. These checks should succeed if the environment is not adversarial. That is, if the correct SCM replied to the TEE in real time (i.e., the nonce generated by TEE_1 was used and SCM's reply was signed using sk_{scm}), and the state in the reply was sent to SCM by a valid TEE (i.e., verified using σ' and vk_s).

The second abort happens when SCM's state does not match the one loaded in the TEE. SCM's state can diverge from storage's state either because TEE_2 crashed after updating storage state but before SCM has received the state update or when there is another TEE that may have progressed SCM's state. In the former case the update of the SCM should succeed if SCM has not been updated since TEE_2 has crashed and hence the latest identifier it stores must be one less than id loaded by TEE_1 . The latter case would imply that there is a newer state available in the storage module, since storage module receives the state update before the SCM. However, this would contradict the assumption that \bar{s} is the latest state.

The third abort happens when loaded state cannot be verified with the expected identifier id , that is stored at SCM, or $id + 1$, if a TEE was one state ahead of SCM. However, this can happen if storage module provides corrupted or stale states as compared to what is stored at SCM. \square

LEMMA 6.3. *Let \mathcal{T} be a sequence of tuples returned by a TEE. Then (1) all identifiers in the sequence follow a sequential order, starting at 1 and (2) if more than one tuple has the same identifier then those tuples are equal.*

PROOF. We prove the lemma by showing that if the answer was sent by a TEE then there must be exactly one entry in SCM associated with the same identifier that was generated by a valid TEE. Note that the tuple is sent by a TEE (in Init and ReplyQuery) only if the state with the same id was successfully updated by the SCM. Hence, by construction there is a state associated with each answer with the same id . Since SCM updates the state only if id sent by a TEE is one greater than the one stored by SCM, all valid SCM states are associated with sequential ids . SCM's state is initialized by the data owner with $id = 0$. Hence, the only update that can be successful after initialization must be for $id = 1$ and as a result the first answer is associated with identifier 1.

Copies of the same answer are generated by TEE if the TEE crashes after sending the reply in Line 25 or Line 19 in Algorithm 4

and Algorithm 5, respectively, but before it processes the next query and updates SCM's state accordingly. Once an answer is computed, it is associated with an id , and stored encrypted in the storage module — becoming part of the state. If TEE crashes before it updates the state with the next query, it will resend the identifier, query and answer as stored in the state for the previous query. This resent information will be the same since it is retrieved from the correctly recovered state as per Lemma 6.1. \square

B ADDITIONAL EVALUATION RESULTS

Table 5 lists time overhead (in ms) of state update (t_s) for different number of nodes in SCM (Section 7.3).

Table 5: The time overhead (in ms) of state update (t_s) for different number of nodes in SCM. All timing measurements are averaged over 100 runs.

Node Number	3	5	7
Time (ms)	1.4	2.3	3.1

Figure 4 displays detailed overhead when varying the output size in Table 4 in Section 7.3.

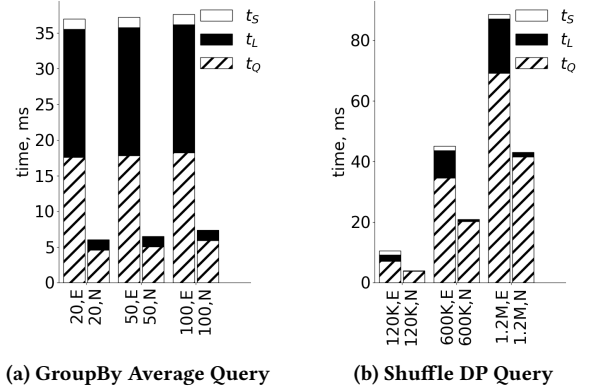


Figure 4: The time overhead (in ms) of answering queries GroupBy and Shuffle DP by NAIVEDP (N) and ELEPHANTDP (E) on the PUMS dataset. The time comprises of: dataset loading (t_L), answering a query (t_Q) and updating the state at SCM by ELEPHANTDP (t_S). (a) GroupBy query on the income grouped by the age (same as in Table 4a). The number of groups ranges in $\{20, 50, 100\}$ and corresponds to query output size. (b) Shuffle DP query (same as in Table 4b) on the age column. The output size ranges in $\{120K, 600K, 1.2M\}$. All measurements are averaged over 100 runs.