

# Evolvable Agents, a Fine Grained Approach for Distributed Evolutionary Computing: Walking towards the Peer-to-Peer Computing Frontiers

J.L.J. Laredo\*    P.A. Castillo    A.M. Mora    J.J. Merelo

## Abstract

In this work we propose a fine grained approach with self-adaptive migration rate for distributed evolutionary computation. Our target is to gain some insights on the effects caused by communication when the algorithm scales. To this end, we consider a set of basic topologies in order to avoid the overlapping of algorithmic effects between communication and topological structures. We analyse the approach viability by comparing how solution quality and algorithm speed change when the number of processors increases and compare it with an Island model based implementation. A finer-grained approach implies a better chance of achieving a larger scalable system; such a feature is crucial concerning large-scale parallel architectures such as Peer-to-Peer systems. In order to check scalability, we perform a threefold experimental evaluation of this model: First, we concentrate on the algorithmic results when the problem scales up to eight nodes in comparison with how it does following the Island model. Second, we analyse the computing time speedup of the approach while scaling. Finally, we analyse the network performance with the proposed self-adaptive migration rate policy that depends on the link latency and bandwidth. With this experimental setup, our approach shows better scalability than the Island model and a equivalent robustness on the average of the three test functions under study.

---

\*Department of Architecture and Computer Technology ETSIIT. University of Granada.

## Note:

Cite this article as:

**Laredo, J.L.J., Castillo, P.A., Mora, A.M., Merelo, J.J.. Evolvable agents, a fine grained approach for distributed evolutionary computing: walking towards the peer-to-peer computing frontiers. *Soft Comput* 12, 1145–1156 (2008). <https://doi.org/10.1007/s00500-008-0297-9>**

## 1 Introduction

Distributed applications are emerging with renewed interest since the Peer-to-Peer (P2P) paradigm [18] appeared on the area of heterogeneous networks. In order to develop applications in that environment, questions such as *scalability* (since P2P systems can become large-scale networks) or *robustness* (given that they have dynamic topologies with continuous variants either on the connected nodes or the network structure) become of the maximum interest and have to be addressed [23]. P2P platforms are not only devoid of any central server, but also highly unpredictable, since resources are added and eliminated dynamically, often as a consequence of a decision from an user that volunteers CPUs under his control for a certain application. Thus, within this paradigm of volunteer computing, EAs within P2P platforms have another issue to address: resource allocation.

However, regarding distributed Evolutionary Algorithms (dEAs) it is hard to find open research lines about real scalability bounds in terms of how many

nodes could be involved within a parallel run. What is intuitively known is that these bounds are related to the population size and the parallelization grain, because the population size represents a natural limit i.e. the maximum number of nodes could not exceed the number of individuals within a population; but, on the other hand, the finer the parallelization grain the larger the number of nodes within an experiment could become.

Within the current status of research, large-scale dEAs are a very ambitious goal which remains out of the scope of this work. However, we try to walk a step toward such a possibility by proposing a fine grained agent-based approach as an alternative to the classical coarse grained models; each individual in a population becomes an *agent* in the sense that all decisions are self-managed, not a consequence of centrally-run processes.

The inherent parallelism of EAs [8] has been widely studied in classical existing models (see e.g. [4] for a survey) but mainly under two approaches: master-slave and islands. In the master-slave mode, the algorithm runs on the master and the individuals are sent for evaluation to the slaves, in an approach usually called *farming*. Using the Island model several EAs (islands) are used processing their own population, and exchanging the best individuals between islands with a certain rate and frequency [3]. Both cases present major adoption problems in heterogeneous fully decentralized networks such as P2P networks. Master-slave features do not match with large-scale system robustness (master represents a bottleneck and a single point of failure) and scalability (since it depends on evaluation function cost, and has a bottleneck in the efficiency of the master performing the evolutionary operations). Otherwise, P2P systems do not provide the knowledge of the global environment that the Island model would need in order to set parameters such as the number of islands, the population size per island and the migration rate.

Nevertheless, there is a third, finer grained approach, termed Fully Distributed model, in which processors host single individuals that evolve on their own [20]. Operations that require more than a single individual (e.g., selection and crossover) take place among a defined set of neighbours (between individ-

uals on different nodes or locally available to a node). This model is able to adapt to heterogeneous networks since some P2P overlay networks [5] provide a dynamic neighbourhood whose size grows logarithmically with respect to the total size of the system in a small-world fashion. Following a gossip style, these small-world networks spread information in an epidemic manner through the whole network (as can be seen in [15, 14]), which means that the risk of having obsolete individuals across the network is minimized as a consequence of the probabilistic global “infection” that the nodes undergo.

It is obviously not straightforward to outline a method that takes advantage of those P2P properties, obtaining at the same time high performance and good scalability. That is why we propose a model where each individual in an evolutionary computation population schedules its own actions and self-adapts migration rates to the current status of the network. The bandwidth and latency of the network links are continuously checked within every migration event. Hence, self-adaptation consists in increasing the migration rate when the quality of a link is high while reducing it if it is low. This model, which we introduce in this paper, is a step towards a “Fully Distributed model” for designing EAs in heterogeneous networks.

Therefore, the main objective of this work is to provide an empirical assessment of our agent-based dEA approach (so-called Evolvable Agent model). To this end, we perform three case studies. The first one compares its algorithmic performance versus an island-based implementation while scaling up to eight nodes. The second one analyses the computing time speedup within the same scenario. Finally, we analyse the network performance regarding the self-adaptive migration rate mechanism.

The rest of the work is organized as follows: Section 2 presents an overview about works related to P2P Computing and dEAs. Our proposal is described in Section 3, from the overall architecture of the model to a more detailed view of the specific components. Section 4 presents the methodology, experiments and parameters that we have chosen in order to assess our approach as a valid dEA. Section 5 shows and analyses the experimental results. Finally, some conclu-

sions are reached in Section 6 and some future work lines proposed.

## 2 State of the art

As it has been said, there is little research in dEAs over a P2P network; however, each component has been tackled separately. For instance, P2P distributed computing systems has been developed in frameworks such as *DREAM* [1], which focuses in distributed processing of EAs and uses the P2P network DRM (Distributed Resource Machine), *G2DGA* [2], equivalent to the previous, but using G2P2P and *JADE*<sup>1</sup> (Java Agent Development Framework), a P2P system which includes agents as software components.

DRM is an implementation of the newscast protocol [15], which has served as a guide for the proposed communication mechanism within this work. Newscast is an epidemic approach where every node shares local information with its neighbourhood by selecting a node from it with uniform probability after certain time (refresh rate). However, our model considers a dynamic refresh rate which depends on the quality of service (QoS) parameters latency and bandwidth.

There are many ways of using these distributed resources in a P2P network, but one of them is via so-called *agents*, which are essentially autonomous programs that can take *decisions* based on their own history and the environment. Agents have been widely used in evolutionary computation: for instance, Vacher et al. present in [21] a multi-agent approach to solve multi-objective problems and describe the implementation of functions and operators of the system.

Some other papers attack the problem of parallel distributed evolutionary algorithms in a wider sense: Viveros and Barán [22] propose the combination of parallel evolutionary algorithms with local optimization functions which depends on processor capacities in heterogeneous computational systems. In some other related works on this field, Eiben et al. [6]

report the benefits of considering population size adjustment on runtime. We present in [16] an agent-based system in which the load of every evolutionary computation experiment is self-adaptive depending on the architecture where it is executed, yielding more efficient results than the classical sequential approach.

One of the most usual and widely studied approaches in parallel EAs is the Island model (i.e. see [20] for a survey). The idea behind this model is that the global panmictic population is split in several sub-populations or demes called islands. The communication pipes between islands are defined by a given topology, through which they exchange individuals (migrants) with a certain rate. The migration will follow a selection policy in the source island and a replacement policy in the target one. Practitioners use to establish a fixed population size  $P$  in scale-up studies, a number of islands  $N$  and a population size per island of  $P/n$  where  $n = 1, \dots, N$ . The work by Hidalgo and Fernández [13] requires a special attention. They experimentally show how the algorithmic results are strongly dependent on the number of islands. Our experimentation with the Island model is consistent with this conclusion since it also shows such a dependency.

Finally, most of the works regarding finer grained approaches for parallel EAs focus on the algorithmic effects of using different topologies i.e. Giacobini et al. study the impact of different neighbourhood structures on the selection pressure in regular lattices [12] and different graph structures such as a toroid [9] or small-world [11]. This last structure has shown empirically to be competitive against panmictic EAs [10].

In this paper, we study a fine grained approach and focus on the communication issue rather than in the topological properties. This model for distributed evolutionary algorithms presents an asynchronous communication method that allows self-adaptation of the migration rate depending on the network scenario, such feature is promising in dynamic environments such as P2P systems. The results are matched against the classical Island model [4].

---

<sup>1</sup>Available from <http://jade.cse.lt.it/>. Accessed on January 2007

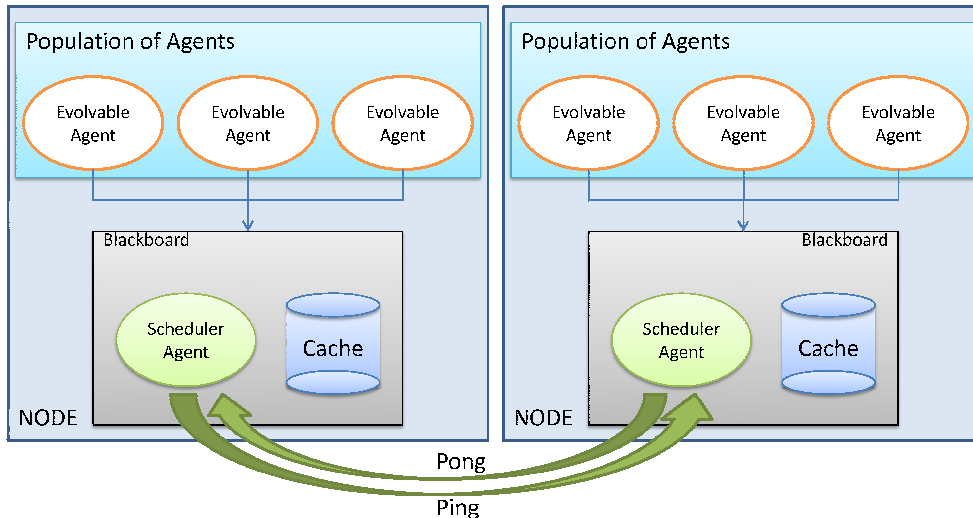


Figure 1: Overall architecture of the model

### 3 Overall Model Description

The overall architecture of our Evolvable Agent model is depicted on Figure 1. It consists of a group of Evolvable Agents (each one running on its own thread) whose main design objective is to carry out the principal steps of evolutionary computation: selection and variation (crossover and mutation). In our model the selection takes place locally to each agent. Crossover and mutation never involve many individuals, but selection in EAs usually requires a comparison among all individuals in the population (i.e. roulette wheel or rank-based selection).

#### 3.1 Blackboard

The main functionality of the blackboard is to keep the status of the global evolution process within a distributed experiment (i.e. best fitness, average fitness or the global number of evaluations). In addition, it also keeps a reference to any of the objects within a node which allows the interchange of information between agents (Agent to Agent) or with cache (Agent to Cache). The Agent to Agent communication de-

fines the local population structure while the cache sets the topology of the experiments. In principle, the model does not force a specific population structure, but we keep the same one than in the Island model for comparison. Thus, Agents will mate locally in a panmictic fashion and the cache will keep a complete graph topology (as the one sets for islands).

Furthermore, the blackboard implements a Scheduler (Section 3.2) that allows the spread of information among nodes in a gossip style. The messages used among nodes are called *contributions* and their structure matches with a cache entry (Figure 2). Thus, instead of the classical view of a population of solutions managed by an oracle, this model proposes a population of autonomous agents, each one representing a solution.

#### 3.2 Scheduler Agent and Cache

Algorithms 1, 2 and 3 show the pseudo-code of the main tasks in the communication process that builds the overlay network. Each blackboard maintains a cache with a maximum of one entry per node in the network. Each entry follows the contribution format

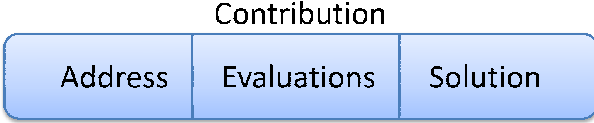


Figure 2: Format of a cache entry. It provides the following information about a foreign node: Address, number of evaluations performed and one individual of its population termed solution

(Figure 2) in which the Address field is a univocal index for nodes. This way, the cache replaces the oldest entries from a given node using the newest contributions. This process leads to the removal of obsolete individuals and allows a global evolution in a decentralized environment.

---

**Algorithm 1** Scheduler Agent

---

```

 $\Delta T \leftarrow 1 \text{ sec.}$ 
loop
  sleep  $\Delta T$ 
  Node  $\leftarrow$  Random selected node
  Sol  $\leftarrow$  Selected Solution in  $P_{agents}$ 
  Contribution  $\leftarrow Num_{Evaluations, Sol}$ 
  Ping (Node, Contribution)
end loop

```

---



---

**Algorithm 2** Ping Handler

---

```

Require: Node, Contribution
Cache(Node)  $\leftarrow$  Contribution
Pong(Node, OK)

```

---

The scheduling mechanism is carried out by each node as explained next:

- **Algorithm 1:** After  $\Delta T$  time, the current node selects another node from cache with uniform probability to establish communication. Current node sends an application level *Ping* message to the selected node with information about a random solution in the population of agents ( $P_{agents}$ ) in a contribution format (Figure 2).

---

**Algorithm 3** Pong Handler

---

```

Require: Node
 $\Delta T \leftarrow$  Time used answering the Ping

```

---

- **Algorithm 2:** The selected node stores that solution in its cache and sends back an acknowledgement message (*Pong*).
- **Algorithm 3:** At the arrival of the *Pong*, the current node updates its refresh rate ( $\Delta T$ ) with the time spent in the operation.

Next we present a possible method for an Evolvable Agent where selection is locally executable, in the sense that it does not require direct comparison with all individuals in the population.

### 3.3 Evolvable Agent with Tournament Selection

Algorithm 4 shows the pseudo-code of an Evolvable Agent that uses Tournament Selection. The agent owns a solution ( $S_t$ ) which it tries to evolve. The selection mechanism works as follows: Each agent selects  $k$  ( $k =$  tournament size) solutions from other agents and solutions stored in cache (which are migrants from network nodes) with uniform probability using the blackboard. The two best solutions are stored in *Sols* ready to be recombined by a crossover operator. The crossover returns a single solution  $S_{t+1}$  that is mutated and evaluated. If the newly generated solution  $S_{t+1}$  is better than the old one  $S_t$ , it becomes the current solution. Finally, Blackboard maintains global elitism by storing the best solution found so far in *Blackboard.BestSol*.

## 4 Methods and Experiments

We have carried out an empirical investigation over the Evolvable Agent model. It consists of three case studies. Firstly, we compare our proposed approach with the Island model in a real parallel scenario with up to eight nodes. Secondly, we show the improvement on computing time while the algorithm scale

---

**Algorithm 4** Evolvable Agent with Tournament Selection
 

---

```

 $S_t \leftarrow$  Initialize Agent
Register Agent on the blackboard
loop
  Sols  $\leftarrow$  Selection( $k$ , Blackboard)
   $S_{t+1} \leftarrow$  Recombine(Sols,  $P_c$ )
   $S_{t+1} \leftarrow$  Mutate( $S_{t+1}$ ,  $P_m$ )
   $S_{t+1} \leftarrow$  Evaluate( $S_{t+1}$ )
  if  $S_{t+1}$  better than Blackboard.BestSol then
    Blackboard.BestSol  $\leftarrow$   $S_{t+1}$ 
  end if
  if  $S_{t+1}$  better than  $S_t$  then
     $S_t \leftarrow$   $S_{t+1}$ 
  end if
end loop

```

---

up to those eight nodes. Finally, we evaluate the network performance under the proposed self-adaptive migration rate (see section 3.2) and different migration rates for the Island model.

## 4.1 The Benchmark

We have chosen as a benchmark three real-coding test functions from the test suite by Suganthan et al. [19] used in the 2005 IEEE Congress on Evolutionary Computing (CEC'05). This set includes one unimodal function derived from a sphere and two multimodal functions: Rastrigin and Schwefel.

It is important to note that our research objective is not to outperform existing results. Rather, these functions are used only as test problems for the empirical study among different proposed algorithms.

### 4.1.1 Shifted Sphere function.

The *shifted sphere* function is an unimodal, scalable function; Figure 3 represents the shape of the two-dimensional version of the function; its formula is

$$F(x) = \sum_{i=1}^D z_i^2 + f_{bias} \quad (1)$$

$$\bar{z} = \bar{x} - \bar{o}$$

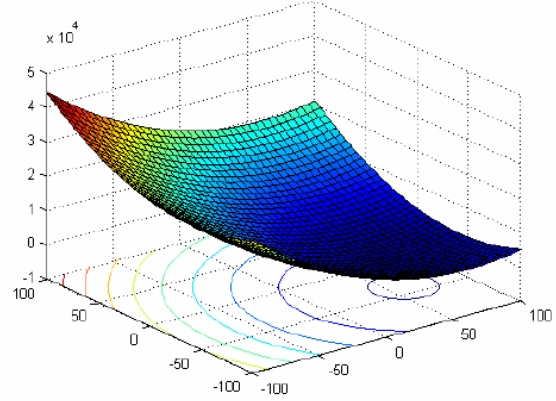


Figure 3: Sphere function in two dimensions (Suganthan et al., 2005)

where  $D$  represents the number of dimensions,  $-100 \leq x_i \leq 100$  and  $o = [o_1, o_2, \dots, o_D]$  the shifted global optimum. The optimum (minimum) is  $f_{bias} = -450$ . We have set  $D = 100$

### 4.1.2 Shifted Rotated Rastrigin's function.

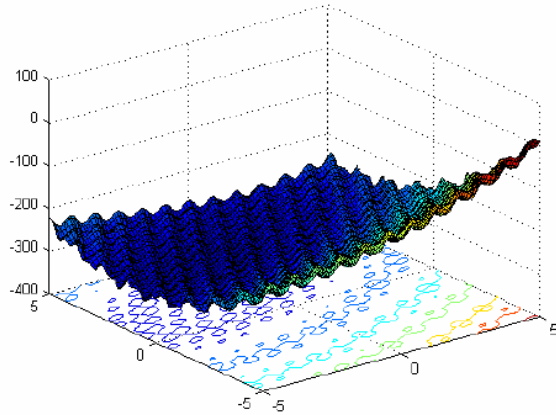


Figure 4: Rastrigin function (Suganthan et al., 2005)

The shifted rotated Rastrigin's function is a multimodal function with a huge number of local optima, Figure 4 represents the shape of the two-dimensional function, and its definition is

$$F(x) = \sum_{i=1}^D (z_i^2 - 10\cos(2\pi z_i) + 10) + f_{bias} \quad (2)$$

where  $-5 \leq x_i \leq 5$  and the global optimum is  $f_{bias} = -330$ . In this paper we have used  $D = 30$ .

#### 4.1.3 Schwefel function.

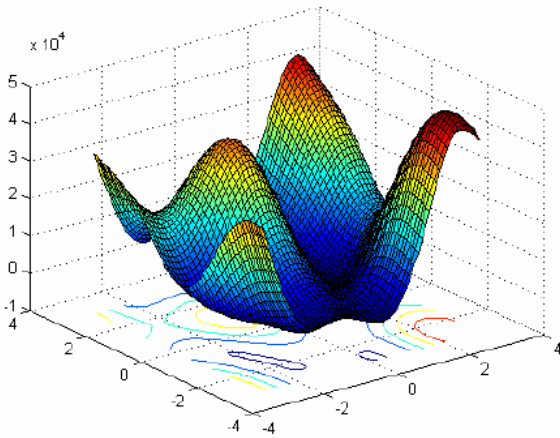


Figure 5: Schwefel function (Suganthan et al., 2005)

The Schwefel's function is another multimodal function, whose two-dimensional version is represented in Figure 5, and whose definition is

$$F(x) = \sum_{i=1}^D (A_i - B_i(x))^2 + f_{bias} \quad (3)$$

$$A_i = \sum_{j=1}^D (a_{ij} \sin(\alpha_j) + b_{ij} \cos(\alpha_j))$$

$$B_i(x) = \sum_{j=1}^D (a_{ij} \sin(x_j) + b_{ij} \cos(x_j))$$

where  $-\pi \leq x_i, \alpha_i \leq \pi$ ,  $a_{ij}, b_{ij} \in \{-100, 100\}$  and the global optimum is  $f_{bias} = -460$ . In this paper we have used  $D = 10$ .

## 4.2 Experimental Setup

All EA variants share the main evolutionary operators and rates. All results are the estimation of 30 independent runs per experiment. Next settings remain invariant during the whole experimentation:

- Initialization of the population: Random.
- Stopping criteria: The computational effort is fixed at 2500000 evaluations.
- Operators: Uniform crossover and mutation, Tournament selection with tournament size = 2.
- Elitism.
- Crossover probability: 0.9.
- Mutation probability: 0.01.
- Population size: 512.

The settings for running the Island model are:

- Evolutionary scheme: Generational with elitism
- Migration frequency: We have established several migration frequencies. The rate is one individual per migration each 25, 50, 75 or 100 generations.
- Migration policies: Best individuals are selected for migration and randomly replaced in the target island.

The objective of this work is to provide experimental data on how solution quality and algorithm speed change with the number of processors. Therefore, we compare results obtained on a single node up to eight nodes. The physical test-bed for the parallel scenario is shown in Table 1.

For all experiments with  $n$  nodes ( $n = 1, \dots, 8$ ) we used a fully connected graph topology as depicted in Figure 6. The complexity grows with an order of  $O(\frac{(n-1)n}{2})$ . Such scenario represents the worst case in network topologies since it intensifies the impact of communication overhead. A real P2P overlay network should grow with a smaller order of complexity i.e. following a small-world fashion. As designed,

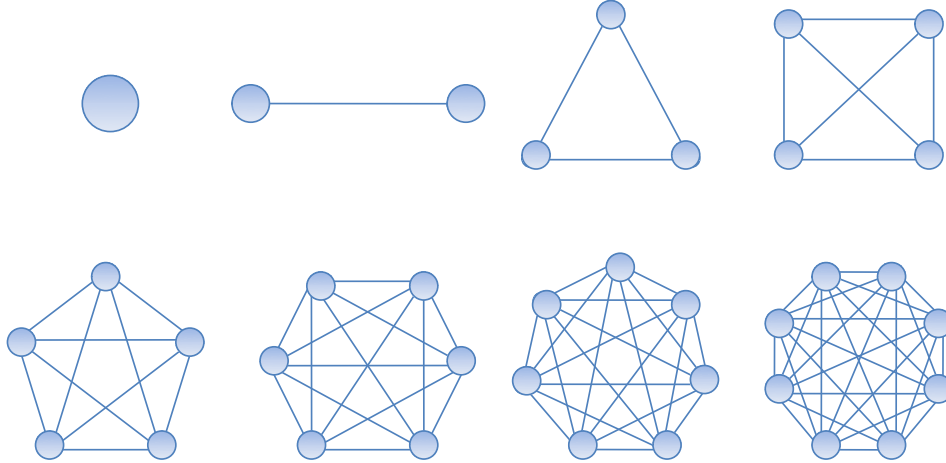


Figure 6: Test topologies

Test-bed		GNU
Number of Nodes	8	<a href="https://forja.rediris.es/projects/geneura/">https://forja.rediris.es/projects/geneura/</a>
Node Processor	2X AMD Athlon(tm)2400+	
Network	Gigabit Ethernet	
Operating System	Linux (kernel 2.6.16-1.2096_FC5shp)	
Java version	J2RE (version 1.5.0_06)	

Table 1: Parallel scenario test-bed

the Scheduler Agent (section 3.2) will self-adapt the refresh rate  $\Delta T$  to the congestion of links.

Load balancing is performed in a straightforward way:

- Population is distributed equally among nodes in each experiment. Therefore, the size of subpopulations is  $512/n$  where  $n = 1, \dots, 8$  nodes.
- A node selects randomly a neighbour for migration.
- The communication process takes place asynchronously in both models.

Finally, software is available under

public license on the repository <https://forja.rediris.es/projects/geneura/>.

## 5 Experimental Results

Any approach towards distributed EAs in heterogeneous networks has to deal at least with two main issues. First, it has to avoid altering the algorithmic results as a consequence of scaling up to certain number of nodes. Unfortunately, as shown in [13], balancing the computational effort in several subpopulations has an implicit algorithmic effect. Second, the use of more computational power has to report time profits.

In order to tackle such issues, we have studied our model under three perspectives:

- **Case study 1: Evolvable Agents vs. Island model.** This case study concentrates on the algorithmic results when the problem scales up to eight nodes in comparison with how it does following the Island model.
- **Case study 2: Time performance in a Parallel Scenario.** We analyse the runtime perfor-



mance of our approach in a parallel scenario up to eight nodes.

- **Case study 3: Network performance.** Finally, we analyse the network performance. Our proposal follows the idea that the better the QoS of links the closer the evolution could be to a panmictic reproduction. To this end we proposed the self-adaptive migration rate exposed in section 3.2.

The results obtained in these case studies are presented in turn in the next subsections.

## 5.1 Case Study 1: Evolvable Agents vs. Island model

This case study focuses on the analysis of the scaling properties of the Evolvable Agent vs. the Island model up to eight nodes. From the results we check that the different migration rates do not seem to affect the scalability performance in the Island model. A pairwise t-Student analysis among them reveals that there are no significant differences on the distributions. Hence, for the sake of clarity, we just show within this case study the experiments with a migration rate of once every 25 generations.

### 5.1.1 Shifted Sphere function.

The Figure 7 depicts the algorithmic performance of the Evolvable Agent model against the Island model while scaling from 1 to 8 nodes.

From the analysis of the graph we can see that:

- The Evolvable Agent model yields better results than the Island model for this unimodal function.
- The problem optimum is -450 and all results in the Evolvable Agent case are behind -448.2 as shown in Figure 7. Meanwhile, the Island model yields results from almost 200 in the worst case (1 node) and improves as the number of nodes increase (number of nodes and demes match within our experimentation).

- The scale up analysis shows a more robust performance of the Evolvable Agent with a low variation in the results against the big differences in the case of the Island model.
- As it can be seen, the standard deviation of the solutions is much smaller for the Evolvable Agent than for the Island model which means that, when increasing the number of nodes, the dispersion of the fitness obtained after a common number of evaluations is smaller.

### 5.1.2 Shifted Rotated Rastrigin’s function.

Figure 8 depicts the algorithmic scale up performance of the Evolvable Agent model and the Island model. The behavior observed here is radically different from the one shown above.

- The Island model yields better and more robust results than the Evolvable Agent model.
- The best-fitness distributions of the Island model get worse while scaling.
- However, in spite of a higher standard deviation than the Island model, the Evolvable Agent model does not present significant differences for the distributions from 4 to 7 nodes. Therefore, although less robust for this function than the generational scheme, our model is robust against scaling since it yields stable results.

The results in this case also show that the parameters that yield the best result in the Island model might not be the same as for the Evolvable Agent model, specially in the case of highly deceptive functions such as this one. Specifically, the fact that Evolvable Agents send a random member of its population to the rest of the nodes, while the Island model sends the best, might contribute to its success in this case. However, this is an inherent feature in the Evolvable Agent model, not a choice, thus, taking this into account, some other measures will have to be inserted into the model in order to make it better suited for this kind of functions.

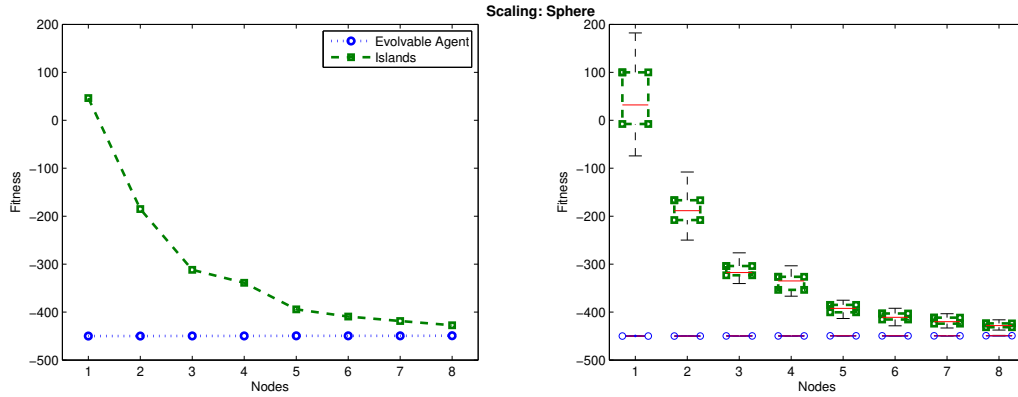


Figure 7: Mean (*left*) and box-plot representation (*right*) of the best-fitness for the sphere problem. Evolvable Agent vs. Island model in a parallel scenario from 1 to 8 nodes.

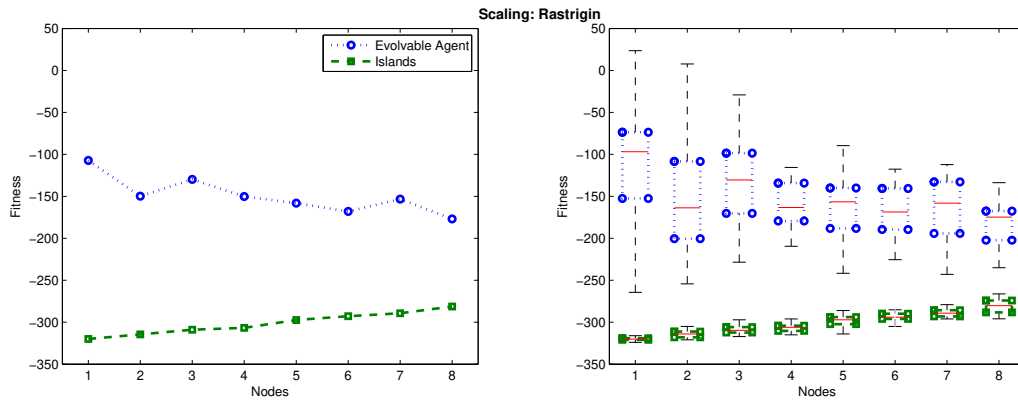


Figure 8: Mean (*left*) and box-plot representation (*right*) of the best-fitness for the Rastrigin's problem. Evolvable Agent vs. Island model in a parallel scenario from 1 to 8 nodes.

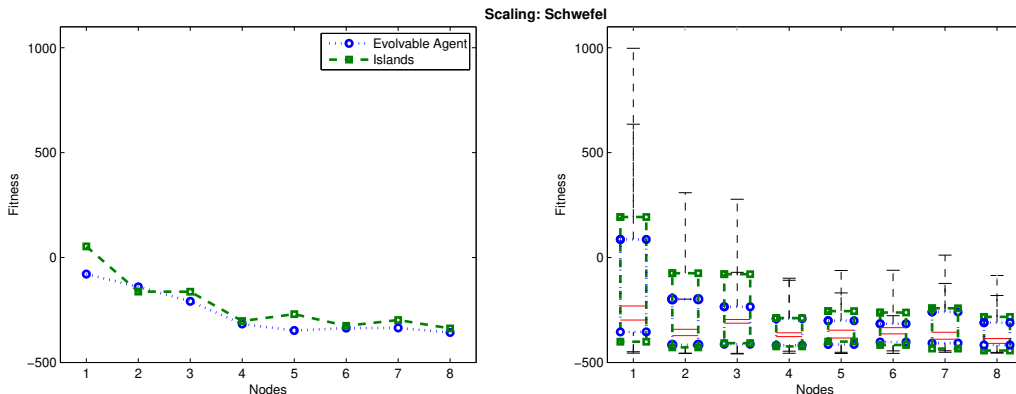


Figure 9: Mean (*left*) and box-plot representation (*right*) of the best-fitness for the Schwefel’s problem. Evolvable Agent vs. Island model in a parallel scenario from 1 to 8 nodes.

### 5.1.3 Schwefel’s function.

The algorithmic performance is equivalent for both models in the case of the Schwefel’s function as can be seen in the Figure 9 where the Evolvable Agent and the Island model yield results close to -460 (the function optimum). Best-fitness distributions scale in a robust way keeping same results from one to eight nodes.

### 5.1.4 Conclusions from Case Study 1.

Since distributed EAs suffer structural changes at population level which modify their algorithmic behaviour, we can conclude from the previous observations that our model proposal shows a robust behaviour in two of the three test functions compared with the Island model.

The Evolvable Agent model yields better results than the Island model for the sphere function, worse for the Rastrigin’s one and equivalent for the Schwefel function. These results over three test functions are consistent with the ”no free lunch” theorem [25] where the performance of two searching algorithms are on average the same when they are tested over all possible functions.

## 5.2 Case Study 2: Time performance in a Parallel Scenario

Figures 10, 11 and 12 show the time performance for the different test functions when they scale from one to eight nodes. Evolvable Agent and Island models yield a good speed-up which scales in a linear fashion.

Nevertheless, as can be seen, the time performance of the Evolvable Agent is better than the Island model independently either of the number of nodes or the test functions. That is due to the single process nature of the islands against the thread-based nature of the agents. Since our test-bed is composed of biprocessor nodes (see Table 1), our approach balances the load between the two processors while a single island process can just take advantage of one of them.

## 5.3 Case Study 3: Network performance

Within this case study we have measured the latency of the messages (migrants). They are wrapped in a high level ping according to the asynchronous self-adaptive refresh rate exposed in section 3.2. Since the size of individuals is constant for each experiment, the bandwidth needed for each migration will be constant too. Therefore, in order to measure the

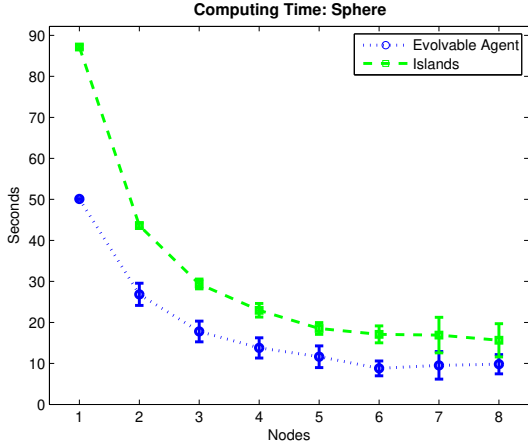


Figure 10: Average computing time and its respective standard deviation up to 8 nodes for the Sphere function. Islands vs. Evolvable Agent.

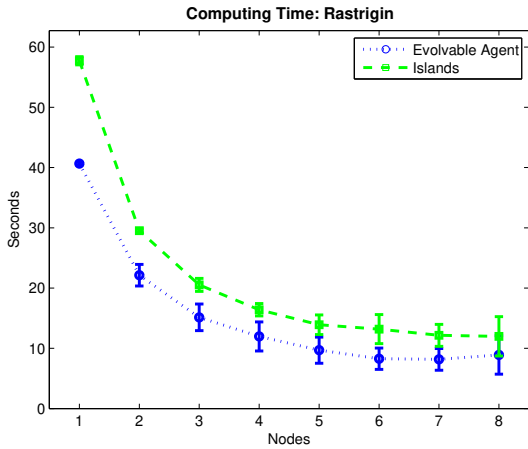


Figure 11: Average computing time and its respective standard deviation up to 8 nodes for the Rastrigin's function. Islands vs. Evolvable Agent.

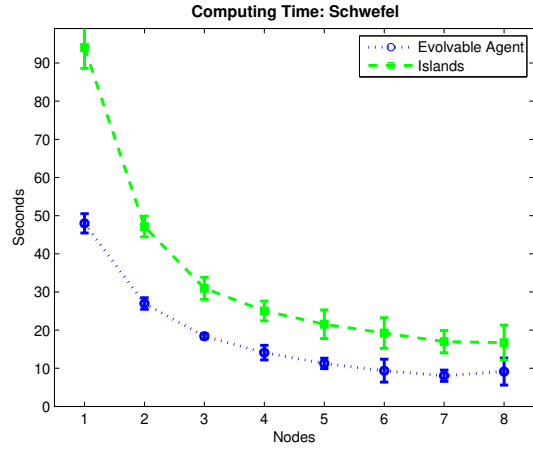


Figure 12: Average computing time and its respective standard deviation up to 8 nodes for the Schwefel's function. Islands vs. Evolvable Agent.

network performance we focus on the average latency that a migrant uses. A higher latency indicates a heavier traffic within the network.

Figures 13, 14 and 15 respectively depicts the average latency per migrant in the case of the sphere, Rastrigin and Schwefel problems. Each figure shows the average latency using either the Evolvable Agent model and the Island model, this last using migration rates of one individual per 25, 50, 75 and 100 generations.

The graphs show that the two dEAs under study behave quite differently with scale. The migration process in the different island settings remains almost constant, no matter the migration rates nor the number of nodes, the values stay around 4-6 milliseconds in the sphere problem (Figure 13), 3-10 in the Rastrigin's problem (Figure 14) and 3-5 in Schwefel's one (Figure 15). Meanwhile, the average latencies in the Evolvable Agent approach do not seem to follow a clear pattern, going from 4 to 33 milliseconds.

Within all the experiments the Island model show that the migration frequency does not have a big impact on the average latency. Hence, the network capability would allow a higher migration rate; however, it should be taken into account that migration

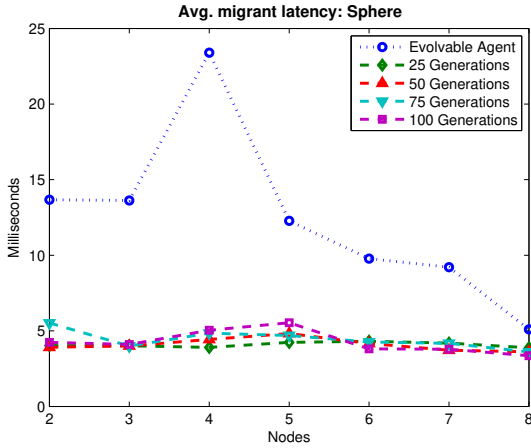


Figure 13: Average migrant latency for the sphere problem. Each migrant is a real-coded vector of size 10. The graph shows the latency of our proposed self-adaptive rate and the 25, 50, 75 and 100 generations frequency of the island-based implementation

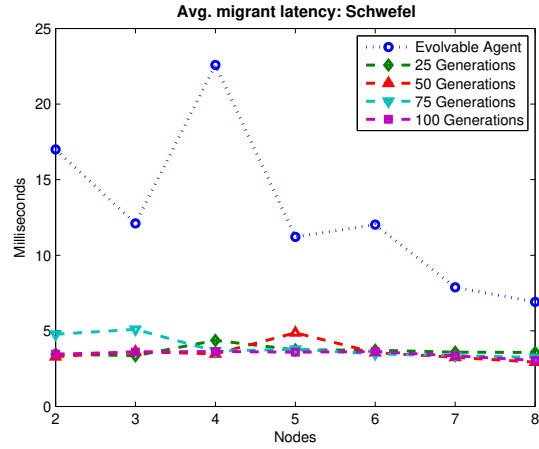


Figure 15: Average migrant latency for the Schwefel's problem. Each migrant is a real-coded vector of size 10. The graph shows the latency of our proposed self-adaptive rate and the 25, 50, 75 and 100 generations frequency of the island-based implementation

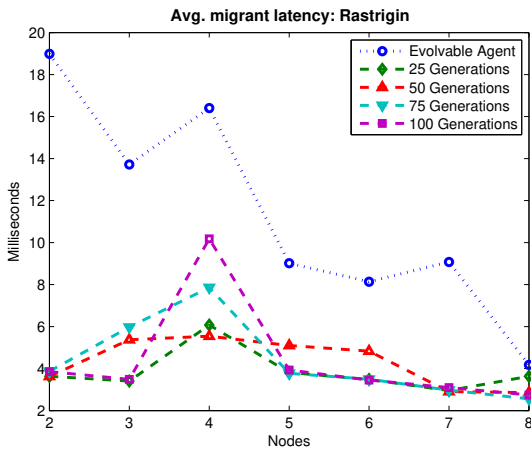


Figure 14: Average migrant latency for the Rastrigin's problem. Each migrant is a real-coded vector of size 30. The graph shows the latency of our proposed self-adaptive rate and the 25, 50, 75 and 100 generations frequency of the island-based implementation

takes place in bursts, not spread uniformly along the experiment. We can conclude that the overall use of the network is more intensive in the case of our proposal, but, on the other hand, it is more uniformly spread. It is hard to recognize a clear pattern about how the latency changes when the number of nodes increases. Although it seems to decrease as the complexity of the network increases showing a sort of self-adaptive response to the scenario. Future works will have to dive into a deeper analysis of the self-adaptive migration rate. Besides, latency at this stage is not an issue since it does not have an impact in performance; some experiments with bigger populations and a higher number of nodes would have to be done to check at what point it becomes an issue, if ever.

Finally, on the one hand, the case study 1 (section 5.1) is an experimental proof that a higher migration frequency is able to reach a robust behaviour in our distributed algorithm when the number of nodes increases. On the other hand, case study 2 (section 5.2) shows how the Evolvable Agent is able to outperform the Island model in terms of computing time despite

the increase in communications.

## 6 Conclusions and Future Works

In this paper we have presented a fine grained approach that would be key in an efficient fully distributed EA model. The model is designed to deal with the features of large-scale networks, specially P2P networks. The evolution process consists in maintaining a self-organizing population of evolving agents that represent single solutions; each agent can access other agents' current solution in operations that needs more than one individual (e.g. selection) by means of the blackboard mechanism.

From the proposed experiments the following conclusions can be reached:

- The structural changes on the EA that our model proposes with respect to generational models (i.e. Island model) yield robust results as has been shown in Section 5.1.
- Experimental data show that our approach speed scales well despite the growing topological complexity while maintaining solution quality. Unfortunately, eight nodes are still a small network for extrapolating these results to large-scale networks.
- Island model also shows a good (linear) scaling behavior. However, the single process nature of the islands is not able to take advantage of Symmetric Multiprocessing architectures as the thread-based nature of our agent approach does. Since our test-bed is composed of biprocessor nodes, our approach outperforms the computing time of the Island model independently of the number of nodes or the test functions.
- For a pre-established computational effort, the best fitness distributions of our approach in the different test topologies do not show significant differences in most cases, which means that equal computational effort leads to the same results, with a gain in time, since the effort is distributed.

- The proposed self-adaptive migration rate leverage network capacity better than the fixed migration rate of the Island model as shown in section 5.3. Nevertheless, at this point, it is hard to recognize a clear pattern about how the latency changes when the number of nodes increases. Future work will focus on the study of the self-adaptive migration rate.
- This approach is a proof of concept towards a distributed EA model where scalability and robust results are possible together. Such features are of the utmost importance regarding dEAs on P2P architectures.

Future work will have to consider the experimentation in large-scale networks where further conclusions can be reached respecting scalability limitations, fault tolerance, adaptation to heterogeneity and algorithmic effects of having high latency links. Within this line we plan to implement the model into a P2P framework such as DREAM [1] which shares its main design objectives.

Finally, beyond these preliminary tests, we consider as a future line of work checking runtime population size adjustment as a natural mechanism for adaptation to dynamic P2P networks where available resources are changing through the time. Within this line, our work [17] focuses on self-adaptive population size by the use of the Autonomous Selection Mechanism exposed in [7] and [24].

## Acknowledgments

This work has been supported by the Spanish MICYT project TIN2007-68083-C02-01, the Junta de Andalucía CICE project P06-TIC-02025 and the Granada University PIUGR 9/11/06 project.

## References

- [1] M. Arenas, P. Collet, A. Eiben, M. Jelasity, J. Merelo, B. Paechter, M. Preuss, and M. Schoenauer. A framework for distributed evolutionary algorithms. In J. M. Guervós, P. Adamidis,

- H. Beyer, J. F.-V. nas, and H. Schwefel, editors, *Parallel Problem Solving from Nature - PPSN VII, 7th International Conference, Granada, Spain, September 7-11, 2002. Proceedings*, number 2439 in Lecture Notes in Computer Science, LNCS, pages 665–675. Springer-Verlag, 2002.
- [2] J. Berntsson. G2DGA: an adaptive framework for internet-based distributed genetic algorithms. In *GECCO '05: Proceedings of the 2005 workshops on Genetic and evolutionary computation*, pages 346–349, 2005.
- [3] E. Cantú-Paz. Topologies, migration rates, and multi-population parallel genetic algorithms. In W. Banzhaf, J. Daida, A. E. Eiben, M. H. Garzon, V. Honavar, M. Jakiela, and R. E. Smith, editors, *Proceedings of the Genetic and Evolutionary Computation Conference*, volume 1, pages 91–98, Orlando, Florida, USA, 13-17 July 1999. Morgan Kaufmann.
- [4] E. Cantú-Paz. *Efficient and Accurate Parallel Genetic Algorithms*. Kluwer Academic Publishers, Norwell, MA, USA, 2000.
- [5] D. Doval and D. O’Mahony. Overlay networks: A scalable alternative for P2P. *IEEE Internet Computing*, 7(4):79–82, July/August 2003.
- [6] A. Eiben, E. Marchiori, and V. Valkó. Evolutionary algorithms with on-the-fly population size adjustment. In *Parallel Problem Solving from Nature - PPSN VIII*, volume 3242 of LNCS, pages 41–50, Birmingham, UK, September 2004. Springer-Verlag.
- [7] A. E. Eiben, M. Schoenauer, D. W. F. van Krevelen, M. C. Hobbelman, M. A. ten Hagen, and R. C. van het Schip. Autonomous selection in evolutionary algorithms. In *GECCO '07: Proceedings of the 9th annual conference on Genetic and evolutionary computation*, pages 1506–1506, New York, NY, USA, 2007. ACM Press.
- [8] A. E. Eiben and J. E. Smith. *Introduction to Evolutionary Computing*. Springer-Verlag, 2003.
- [9] M. Giacobini, E. Alba, A. Tettamanzi, and M. Tomassini. Modeling selection intensity for toroidal cellular evolutionary algorithms. In *GECCO '04: Proceedings of the 2004 conference on Genetic and evolutionary computation*, LNCS, pages 1138–1149. Springer Berlin / Heidelberg, 2004.
- [10] M. Giacobini, M. Preuss, and M. Tomassini. Effects of scale-free and small-world topologies on binary coded self-adaptive CEA. In J. Gottlieb and G. R. Raidl, editors, *Evolutionary Computation in Combinatorial Optimization – Evocop 2006*, volume 3906 of LNCS, pages 85–96, Budapest, 10-12 April 2006. Springer Verlag.
- [11] M. Giacobini, M. Tomassini, and A. Tettamanzi. Takeover time curves in random and small-world structured populations. In *GECCO '05: Proceedings of the 2005 conference on Genetic and evolutionary computation*, pages 1333–1340, New York, NY, USA, 2005. ACM.
- [12] M. Giacobini, M. Tomassini, A. Tettamanzi, and E. Alba. Selection intensity in cellular evolutionary algorithms for regular lattices. *IEEE Transactions on Evolutionary Computation*, 9(5):489–505, 2005.
- [13] I. Hidalgo and F. Fernández. Balancing the computation effort in genetic algorithms. In *Evolutionary Computation, 2005. The 2005 IEEE Congress on*, volume 2, pages 1645–1652. IEEE Press, 2005.
- [14] M. Jelasity, A. Montresor, and O. Babaoglu. Gossip-based aggregation in large dynamic networks. *ACM Trans. Comput. Syst.*, 23(3):219–252, 2005.
- [15] M. Jelasity and M. van Steen. Large-scale newscast computing on the Internet. Technical Report IR-503, Vrije Universiteit Amsterdam, Department of Computer Science, Amsterdam, The Netherlands, October 2002.
- [16] J.L.J.Laredo, P. Castillo, A. Mora, and J. Merelo. Estudio preliminar sobre autoad-

- aptación en agentes evolutivos sobre arquitecturas heterogéneas. In *XVII Jornadas de Paralelismo – XVII JP*, pages 389–394, September 2006.
- [17] J. L. J. Laredo, E. A. Eiben, M. Schoenauer, P. A. Castillo, A. M. Mora, and J. J. Merelo. Exploring selection mechanisms for an agent-based distributed evolutionary algorithm. In *GECCO '07: Proceedings of the 2007 GECCO conference companion on Genetic and evolutionary computation*, pages 2801–2808, New York, NY, USA, 2007. ACM Press.
- [18] R. Steinmetz and K. Wehrle. What is this peer-to-peer about? In R. Steinmetz and K. Wehrle, editors, *Peer-to-Peer Systems and Applications*, volume 3485 of *Lecture Notes in Computer Science*, pages 9–16. Springer, 2005.
- [19] P. N. Suganthan, N. Hansen, J. J. Liang, K. Deb, Y. P. Chen, A. Auger, and S. Tiwari. Problem definitions and evaluation criteria for the cec 2005 special session on real-parameter optimization. Technical report, Nanyang Technological University, Singapore, 2005.
- [20] M. Tomassini. *Spatially Structured Evolutionary Algorithms: Artificial Evolution in Space and Time (Natural Computing Series)*. Springer-Verlag New York, Inc., Secaucus, NJ, USA, 2005.
- [21] J.-P. Vacher, A. Cardon, F. Lesage, and T. Galinho. Genetic Algorithms in a Multi-Agent System. In *Proceedings IEEE International Joint Symposia on Intelligence and Systems*, pages 17–26, Rockville, MD, USA, 1998.
- [22] E. Viveros and B. Barán. Algoritmos genéticos asíncronos combinados para una red heterogénea de computadoras. In *Conferencia Internacional de Ciencia y Tecnología para el Desarrollo*, 1997.
- [23] S. Voulgaris, M. Jelasity, and M. van Steen. *A Robust and Scalable Peer-to-Peer Gossiping Protocol*, volume 2872 of *Lecture Notes in Computer Science (LNCS)*, pages 47–58. Springer Berlin / Heidelberg, 2004.
- [24] W. R. M. U. K. Wickramasinghe, M. van Steen, and A. E. Eiben. Peer-to-peer evolutionary algorithms with adaptive autonomous selection. In *GECCO '07: Proceedings of the 9th annual conference on Genetic and evolutionary computation*, pages 1460–1467, New York, NY, USA, 2007. ACM Press.
- [25] D. H. Wolpert and W. G. Macready. No free lunch theorems for optimization. *IEEE Transactions on Evolutionary Computation*, 1(1):67–82, April 1997.