

Gazetteer-Enhanced Bangla Named Entity Recognition with BanglaBERT Semantic Embeddings K-Means-Infused CRF Model

Niloy Farhan*, Saman Sarker Joy*, Tafseer Binte Mannan, Farig Sadeque

Department of Computer Science and Engineering

BRAC University

Merul Badda, Dhaka - 1212, Bangladesh

{niloy.farhan, saman.sarker.joy, tafseer.binte.mannan}@g.bracu.ac.bd, farig.sadeque@bracu.ac.bd

Abstract

Named Entity Recognition (NER) is a sub-task of Natural Language Processing (NLP) that distinguishes entities from unorganized text into predefined categorization. In recent years, a lot of Bangla NLP subtasks have received quite a lot of attention; but Named Entity Recognition in Bangla still lags behind. In this research, we explored the existing state of research in Bangla Named Entity Recognition. We tried to figure out the limitations that current techniques and datasets face, and we would like to address these limitations in our research. Additionally, We developed a Gazetteer that has the ability to significantly boost the performance of NER. We also proposed a new NER solution by taking advantage of state-of-the-art NLP tools that outperform conventional techniques.

1 Introduction

Named Entity Recognition (NER) is a significant initial step in Natural Language Processing (NLP) tasks. It has been widely used in machine translation, information extraction, automatic question-answering, natural language understanding, text-to-speech synthesis, etc. An example of Bangla NER is shown in figure 1.

NER systems can use a Rule-based approach, Machine Learning (ML) or Deep Learning (DL) approach, or using Hybrid approach. These are the only guidelines that a rule-based NLP system needs to classify the language and to analyze it (Goodey, 2021). This method can be used for a particular language depending on its grammatical structure. Compared to machine learning techniques, this type of NE (Named Entity) Rule Base approach exhibits greater accuracy. But this is hard to maintain as it is language dependent and the set of rules can be huge and complicated. Furthermore, the use of ML and DL is more popular in NER systems as these are easy to train and less expensive. A hybrid

1 ইউরোপীয় [B-LOC] সড়ক [I-LOC] ইউ০০৩ [I-LOC] ১৯১৮ এর যুদ্ধ।
2 তাসকিন [B-PER] আহমেদ [I-PER] এর মূল্য কত ?
3 কখন তোশক [B-PROD] বের হয়েছে?
4 দ্য [B-CW] সিক্রেট [I-CW] লাইফ [I-CW] অফ [I-CW] গয়ার্ডস [I-CW]
উইন্ডোজ ১০ এর জন্য ডাউনলোড করুন।

Figure 1: NER Example in Bangla

NER system is made by merging the rule-based method and the statistical ML or DL methods.

Despite being the seventh most popular language (Ethnologue, 2022) very few notable works have been done in the field of NLP in Bangla. We examined the current state of Named Entity Recognition research in Bangla in this research. To address these limits in our research, we had investigated the limitations that current approaches and datasets confront. In our research, we had discussed the poor performance of typical deep-learning methods and came up with the idea of a knowledge-based approach. We created Gazetteer which is a set of entity lists of each tag that can be used as an external knowledge source for neural network models which we made publicly available. Our Gazetteer showed promising improvement in the NER classification task. Furthermore, we have experimented with BanglaBERT models and tried to improve them with our custom weighted cross entropy loss function which we have discussed in detail in the upcoming section. Finally, we experimented with different models with different features and strategies and based on our findings, we have proposed a completely new NER solution which is a CRF model with Gazetteer and BanglaBERT embeddings significantly outperforming conventional techniques. All the necessary codes, gazetteers data, models and other experiments are available at <https://github.com/samanjoy2/gazz-ban-ner>.

* Equal Contributions

The main contributions of this paper can be summarized as follows:

- We did extensive Exploratory Data Analysis on a state-of-the-art Bangla NER dataset; MultiCoNER I
- We developed a Bangla gazetteer with 93,749 data that can be used in any deep learning framework for providing a knowledge-based solution
- We experimented with BanglaBERT models and tried to improve them with our custom weighted cross entropy loss function
- We proposed a new NER solution; a CRF model with Gazetteer and BanglaBERT embeddings that significantly outperforms conventional techniques

2 Related Works

Over many years lots of research work has been done with NER in different languages. Recently, several supervised learning-based models and rule-based models were proposed.

In the paper (Chaudhuri and Bhattacharya, 2008), the authors experimented with the combination of three approaches: Dictionary-based NE detection, Rule-based NE detection, and n-gram based NE detection. They created the dataset from Bangla daily newspaper. Their model was able to achieve an 89.51% F_1 score.

In another study (Alam and Islam, 2020), the author proposed a machine learning-based model for the NER system. Their corpus had 10,000 words that were taken from 690 sentences in total. They received an F_1 score of 68.98% from the MEMM model alone and an F_1 score of 71.59% from the combined model.

In their research (Saurav et al., 2019), the authors focused on POS tagging and Name Entity Recognition in the Bangla language. They created two distinct datasets for POS tagging and NER by compiling news articles from different Bangla online news portals. For this work, deep neural network models have been implemented - Bi-directional Long short-term memory (BLSTM), Convolutional Neural Network (CNN), Conditional Random Field (CRF), and LSTM. They achieved a 0.6285 F_1 score with their model.

According to the author of the (Ashrafi et al., 2020) paper, they experimented with eleven different architectures consisting of BERT (Bidirectional

Encoder Representations from Transformers) layer, BiLSTM layers, linear layers, a dropout layer in between and a CRF layer. They used the dataset from Karim et al. (Karim et al., 2019) where 72000 Bangla sentences were annotated. Their highest score was achieved with BERT + BiLSTM + CRF + CW with a macro averaged F_1 score of 65.96%.

There are some notable works done in order to build NER annotated corpus.

The (Chowdhury et al., 2018) paper is dedicated to a corpus annotated with seven named entities (Person, Location, Organization, Facility, Time, Units, Misc.) with a discreet attention on Bangladeshi Bangla. They have worked on baseline results as well. They collected newspaper stories from several newspapers and annotated them for the dataset.

In the (Tanvir Alam and Islam, 2018) research paper, they worked with a large curated Bangla Articles Dataset and many supervised learning models were proposed for analyzing these data. According to them, there is a very a smaller number of curated Bangla datasets so they themselves curated a huge dataset from Bangla articles from different news sites containing 3,76,226 articles. Applying to pre-process (removal of punctuations, stopwords, etc.) they got a set of words frequency. TF-IDF and Word2Vec approach has been used in this paper. Although this is a large dataset, it is not annotated for the NER task.

From the above discussion, it is observed that in the above research papers mostly deep learning models like Long Short-Term Memory (LSTM), and Bi-directional Long short-term memory (BLSTM) have been used for Bangla name entity recognition. And not every model could give perform reliably enough performance like English, Chinese or other languages. As Bangla NER is a very unique work, the technique should not be limited. Recently transformer models of deep learning have come to light, such new technology should be implemented for a better and more accurate score.

In the (Wang et al., 2022) research paper, the author proposed a knowledge based system. They were working with the MultiCoNER 1 dataset which is similar to us. This approach wins 10 out of 13 categories in the MultiCoNER task. They were able to achieve 0.8351 Macro F_1 score in the test data.

The (Bhattacharjee et al., 2022) paper introduced us with BanglaBERT and BanglishBERT. BanglaBERT has a base and a large model

both of which are based on BERT. They pre-trained BanglaBERT using ELECTRA. For zero-shot cross-lingual transfer, their BanglishBERT achieved 55.56 Micro F_1 score and for supervised fine-tuning, their BanglaBERT model gained 77.78% Micro F_1 score in MultiCoNER dataset.

In another study (Panchendrarajan and Amare-san, 2018), the author presented a novel method on Named Entity Recognition (NER) using a Bidirectional Long Short-Term Memory (LSTM) Conditional Random Field (CRF) model. The proposed model’s efficacy is demonstrated in the study through experiments on benchmark datasets, highlighting both its capacity for cutting-edge performance in NER tasks. Their model was able to achieve a 90.84% F_1 score.

3 Dataset

3.1 MultiCoNER I Dataset

The dataset we decided to use is MultiCoNER I (Malmasi et al., 2022). The MultiCoNER I dataset we utilized, is a comprehensive multilingual dataset for Named Entity Recognition. MultiCoNER I was built on the WNUT (Derczynski et al., 2017) entity type taxonomy. The tags name and BIO tags are explained in figure 2.

BIO Tag	NER Tag
B = Begin I = Inside O = Outside	PER = Names of People LOC = Location or Physical Facilities CORP = Corporations and Businesses GRP = All Other Groups PROD = Consumer Products CW = Titles of Creative Works like Movie, Song and Book

Figure 2: BIO Tags

Our work focuses solely on the Bangla language. We aimed to work with Bangla NER. The class distribution of train, test and dev of Bangla data is presented on table 1.

3.2 Gazetteers

The knowledge-based solution that we mentioned earlier is Gazetteer. The word “gazetteer” is used interchangeably for both the set of entity lists and for the processing resource that uses those lists to find occurrences of named entities in texts. There has been much research on this Gazetteer technique and it has shown promising improvements to tasks like NER. From the paper (Chen et al., 2022), we can see that the implementation of gazetteer has

Class	Train	Dev	Test
PER	2,606	144	24,601
LOC	2,351	101	29,628
GRP	2,405	118	19,177
CORP	2,598	127	20,066
CW	2,157	120	21,280
PROD	3,188	190	20,878
Total	15,300	800	133,119

Table 1: Class Distribution of Train Test and Dev of Bangla Data

an impact on the overall performance of their NER system. Building Gazetteer for Bangla is a difficult task as the resource are not rich in Bangla. We have created a Gazetteer for Bangla in this research. The whole workflow of the formation of our gazetteer is in figure 3.

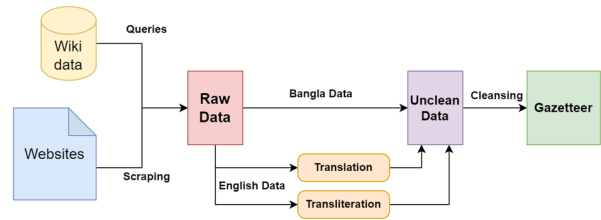


Figure 3: Workflow of the formation of our gazetteer

3.2.1 Extracting Bangla Data from Wikidata and Scraping

At first, we have collected bangla data for each of the tags (LOC, PER, CORP, GRP, PROD, CW) from Wikidata¹. We have used Wikidata Query Service² where we have put different queries written in SPARQL language and got our desired data. However, we couldn’t get satisfactory amount of data using it for some tags. So, we also scraped a lot of websites including Wikipedia and newspaper portals to gather Bangla data. However, as those data were randomly gathered, we had to manually hand-pick the data according to our tags. We especially did this for PROD and CW as the number of Bangla Wikidata of these were significantly low.

3.2.2 Converting the English Data

While collecting data, we found that the amount of English data on this was enormous. So, like how we gathered the Bangla Data, we also gathered a lot of English data according to the tags required.

¹<https://www.wikidata.org/>

²<https://query.wikidata.org/>

Then we converted the English data to Bangla by following 2 methods:

Translation: We translated the English data to Bangla data. We did this using the help of *Google API* translation tool³.

Transliteration: Transliteration refers to the method of mapping from one system of writing to another based on phonetic similarity. We transliterated the English data to Bangla data as some English word is used in Bangla by same pronunciation.

3.2.3 Cleaning the data

As we were working on a large list of words, there were some broken words and some unnecessary punctuations here and there. We cleaned the data by removing all these unnecessary punctuations and broken words. Then we also removed any duplicate words.

After collecting all 93,749 data, the distribution of each tags is given in table 2.

NER Tags	Number of Data
PER	26296
CW	20446
LOC	16617
CORP	13737
GRP	10517
PROD	6136

Table 2: Total Number of Each Tag in our Gazetteer

3.2.4 Trie Data Structure

This data structure follows a treelike structure where every node represents a single character. This data structure provides the fastest search operations. It is very good at retrieving the strings that include a specific prefix. We created a Trie Data Structure where we inserted all the gazetteer words. It is a treelike data structure that provides fastest search operation. We modified the node class so that it can return us their corresponding NER tags. As we have 93,749 entities, by using Trie DS, we can quickly find if given token is present in gazetteer or not.

We have also implemented a function that takes a Bangla sentence as input and it gives corresponding one-hot vector representation for each word in the sentence which can be used as input in any deep learning framework like PyTorch and TensorFlow.

³<https://cloud.google.com/translate>

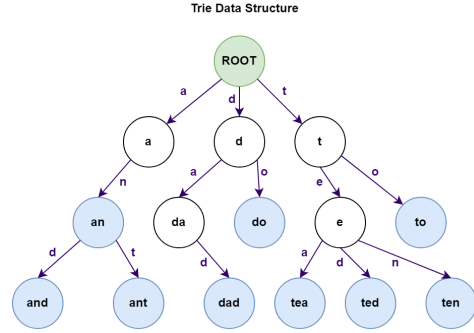


Figure 4: Trie Data Structure

4 Exploratory Data Analysis

We have done our EDA to MultiCoNER 1 dataset to find its limitations.

4.1 Large Test Data

The amount of test data was overwhelmingly larger than the train data, which is mainly done in order to make the model ready to deal with real-world data. However, this means the features from our train data alone are not sufficient for our models to perform a good result which can be reflected in the baseline score (XLM-RoBERTa) of MultiCoNER’s paper (Malmasi et al., 2022).

4.2 Irregularities in the Punctuations

We noticed that in the tokens, there were a lot of irregularities in the punctuations which sometimes caused issues. So, we removed the punctuation from those tokens where they are added as prefixes. We were careful while removing it because some tokens had only one punctuation and were tagged as ‘O’. We did not remove those punctuation which were a single token. We also didn’t remove the period in abbreviations of the words.

4.3 Presence of Foreign Words

In the dataset, we also found words of some other languages such as Hindi, Farsi, English, Chinese, and Russian. The presence of foreign language data in Bangla Dataset can be caused by translation errors as we have discussed in the formation of the MultiCoNER I dataset.

4.4 Imbalanced Dataset

One common problem of NER is, the most frequent class is ‘O’. This causes an imbalance in the dataset which makes model bias towards majority classes. In the MultiCoNER dataset, this problem was more extreme because 83.5% the ‘O’ tag in training data.

4.5 Alignment of tags after tokenization

Models like BanglaBERT base and BanglaBERT large use their BanglaBERT tokenizer. This tokenizer takes a sentence and breaks it into tokens with their input ids and attention masks. However, this created a problem of misalignment of the tags in the sentence which can create error in loss and metric function. To fix this issue, we aligned our tags corresponding to their tokens.

5 Models

We divided this section into three parts. Baseline models showed the current state of deep learning models in Bangla NER classification. Secondly, we talked about BanglaBERT which is currently state-of-the-art BERT model for Bangla and a potential solution to improve them. Lastly, we talked about proposed model that performed state-of-the-art performance in MultiCoNER I dataset.

5.1 Baseline Models

5.1.1 Two Layer BiLSTM Network

We used an embedding layer using Bangla GloVe Embeddings (Sarker, 2021) that has 300 dimensions for each token. Then we used our first BiLSTM layer followed by a Feed Forward Neural Network (FFNN). After that, the model has the second BiLSTM Layer which is again followed by the second FFNN. Both BiLSTM and FFNN layers have 200 dimensions. Finally, we used the time distribution layer to get our tags.

5.1.2 Single Transformer-Based Network

We used token and position embedding of 128 dimensions for our word token and pos tag of word tokens. Then the model passes it to the transformer block. The output of the transformer block then goes through the average pooling 2d layer. Here, we used a dropout layer to prevent overfitting. Then, It passes through a fully connected layer with 200 nodes which is also a dropout layer. The final layer is our output layer which is another fully connected neural network.

5.2 BanglaBERT

BanglaBERT (Bhattacharjee et al., 2022) is a pre-trained language model based on ELECTRA. It is trained on a large corpus of Bangla text. We used both BanglaBERT Base and BanglaBERT Large in our experiment. The figure 5 shows our fine-tuned BanglaBERT large model. We fine-tuned the

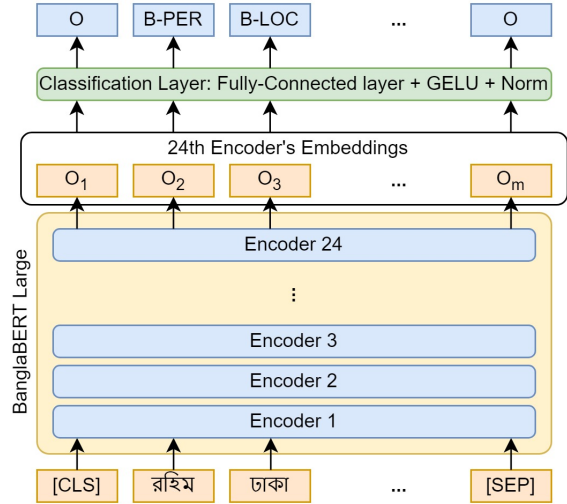


Figure 5: Fine-tuned BanglaBERT Large Model

pre-trained BanglaBERT large model on the Multi-CoNER dataset to perform Named Entity Recognition (NER) in Bangla. Like the base model, we used BanglaBERT tokenizer to get the input ids and attention masks. Then the data was padded using the *DataCollatorForTokenClassification* function where the max sequence length was 64. Similar to the base model, the learning rate was set to $2e-5$ and the batch size was 32. We used Pytorch's Cross-Entropy loss function. At first, we did not use any custom weights for each tag. Later, we used our custom weights for the categorical cross-entropy loss function, which can be found in section 5.2.1. We used 6 epochs for fine-tuning the model as the score was not improving after that.

5.2.1 Custom Weighted Categorical Cross Entropy Loss Function

In attempt to improve current state-of-the-art model, we propose a custom weighted categorical cross entropy loss function. As the dataset was imbalanced, we developed custom loss weights to ensure the model reduces the bias toward more encountering tags. The custom loss weights were calculated using the following formula:

$$\left(1 - \frac{(n + 2) * \text{count}(\text{Tag})}{\text{total}}\right) * 10$$

Here, n represents number of class, $\text{count}(\text{Tag})$ represents the number of that tag in the dataset and the total represents the total number of tokens in the dataset. The added 2 was for normalizing the weights.

5.3 Conditional Random Fields

CRF is a probabilistic graphical model dedicated to tasks like Named Entity Recognition, part-of-speech tagging, semantic role labeling, and handwriting recognition. It is trained using labeled data, where parameters are learned to maximize the likelihood of observed label sequences. During inference, the most likely sequence of labels is computed based on the learned parameters and observed features. Selection of features is extremely crucial for CRF model.

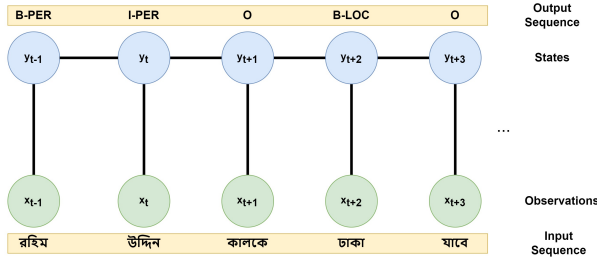


Figure 6: CRF

5.4 Feature Engineering for CRF

We experimented with several features for incorporating it with CRF.

5.4.1 Basic Features

Suffixes: Last three characters of the word.

Prefixes: First three characters of the word.

Length: Represents number of character in each word.

Neighboring Words: Previous two and next two words.

IsDigit: If the token is digit.

IsPunctuation: If the word is entirely punctuation (such as commas, periods, question/exclamation marks, etc).

IsBangla: If all the character in the token have Unicode between 2432 to 2559 or 32 (Unicode of space) then it is considered as a Bangla word, else it is not a Bangla word.

IsStopword: If a word is a stopword, it contains little to no value to the NER model hence it should be excused or should be tagged as 'O'.

Word Frequency: Number of occurrence of that word in the paragraph or dataset.

BOS and EOS: Beginning of sentence (BOS) and End of sentence (EOS).

5.4.2 Part of Speech (POS) Tags

Incorporating Part of Speech (POS) tags offers valuable insights into the grammatical composition of sentences and the functional roles played by individual words. Example of a POS tag is given in figure 7. In our implementation, we leveraged the

১৮২৫ [RDF] সালে [NC] তিনি [PPR] বোটানিক্যাল [NP]
গার্ডেনের [NP] কিউরেটর [NP] হয়েছিলেন [VM]

Figure 7: Example of POS Tag

Bengali POS tag model of BNLP (Sarker, 2021), a CRF-driven POS tagger built upon the NLTR dataset with an 80.75 F_1 score. We also added POS tag for neighboring words.

5.4.3 Gazetteer Information

We used the idea of Gazetteer Lists (discussed in section 3.2) to further improve our model. As discussed previously in the Dataset section, the Gazetteer we built is a very big and comprehensive list of PER, LOC, GRP, CORP, CW, and PROD. Utilizing gazetteer entries provides explicit labels for otherwise ambiguous text spans, allowing the CRF to make confident judgments when encountering unseen variations. For implementing this feature, we created is_corp, is_per, is_loc, is_grp, is_prod, is_cw for the current word and its neighboring words.

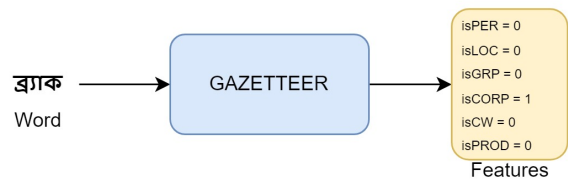


Figure 8: Gazetteer as Features

5.4.4 BanglaBERT Related Features

BanglaBERT Large Embeddings Cluster Information: This is a complex feature. At first, we used 23rd and 24th layer of encoders in BanglaBERT large. Then, we used two different kmeans clustering model to with 1000 clusters each. This gives each word two cluster ID for both encoders. A detailed workflow to get this feature is given in 9.

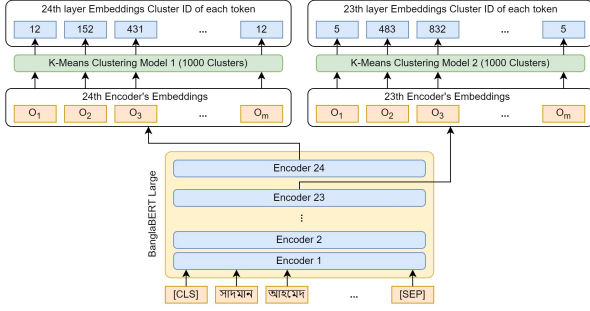


Figure 9: BanglaBERT Embeddings with K-means

BanglaBERT Large Softmax Outputs: Here, we pass the sentence to BanglaBERT large model and get its output. Then, the predicted tag by BanglaBERT is added as a feature for each word.

Raw BanglaBERT Large 24th Layer’s 1024-Sized Embedding: We used the raw embedding of BanglaBERT Large as a feature as well. Since the 24th layer encoder produces 1024 sized embedding, we added 1024 features for each word. However, the values of the raw embeddings were mostly in the range of 0 to 1. If we train with these values, then the model will be overfitted with train data, so, to overcome this problem, we transformed the embeddings by using the following formula which eliminates the minor differences.

$$E_{\text{new}} = R_{\text{round}} (E_{\text{raw}} * 100)$$

5.5 CRF Model Strategies

We have discussed all the features that we could engineer from the train data. We did not have a single model out of all these features; we experimented with several strategies.

CRF Model A: Added Suffix, Prefix, Index, Length.

CRF Model B: Added isDigit, isPunctuation, Frequency.

CRF Model C: Added POS.

CRF Model D: Added Gazetteer.

CRF Model E: Added isBangla, isStopword.

CRF Model F: Added K-means of BanglaBERT-Large Embeddings of 24th Layer. Removed isBangla, isStopword.

CRF Model G: Added K-means of BanglaBERT-Large Embeddings of 23rd and 24th Layer.

CRF Model H: Added BanglaBERT Large Softmax Outputs. Removed K-means of BanglaBERT-Large Embeddings of 23rd layer.

CRF Model I: Added All BanglaBERT 1024 Layers Information.

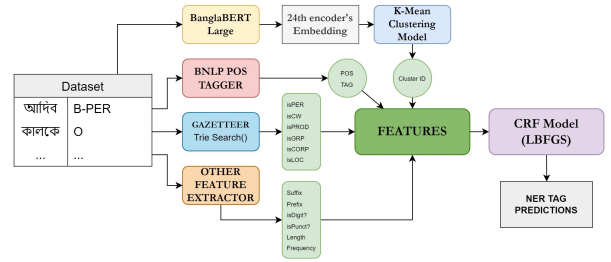


Figure 10: CRF Model F

6 Experiment and Results

In table 3, the performance of each strategies of CRF is illustrated.

Model Name	F_1 (Dev)	F_1 (Test)
CRF Model A	0.671	0.3369
CRF Model B	0.6705	0.4379
CRF Model C	0.6829	0.4534
CRF Model D	0.8103	0.8155
CRF Model E	0.8221	0.8074
CRF Model F	0.815	0.8267
CRF Model G	0.8172	0.8216
CRF Model H	0.8467	0.8038
CRF Model I	0.8416	0.7398

Table 3: CRF Model Strategies Performance in Macro F_1

At first, we started with our simple CRF model with basic features in CRF model A. Then, adding more features in CRF model B and CRF model C increases the performance slightly. However, a massive jump is found in CRF model D where we added Gazetteer. Then, in CRF model E, we added isBangla and isStopword features but this decreases our performance. For this reason, we didn’t use these features in rest of the strategies. The best performing model in test set was by CRF model F with 0.8267 F_1 score. This model used K-means of BanglaBERTLarge Embeddings of 24th Layer. In dev set, CRF model H performed best with 0.8467 F_1 score. It used BanglaBERT Large Softmax Outputs.

Now, The table 4 is summarizing the whole results.

Our baseline models, Two-Layer BiLSTM Network and Single Transformer-Based Network performed 0.3 and 0.44 Macro F_1 score in test set. This told us that using only deep learning network would not be enough in BanglaNER task. As trans-

Model Name	F_1 (Test)
Two-Layer BiLSTM Network	0.30
Single Transformer-Based Network	0.44
BanglaBERT Base (default weight)	0.2710
BanglaBERT Base (custom weight)	0.4858
BanglaBERT Large (default weight)	0.61
BanglaBERT Large (custom weight)	0.5883
CRF Model F	0.8267

Table 4: Macro F_1 from all of our experiments

former is better at capturing context than BiLSTM, the result is slightly higher for transformer model. Additionally, the introduction of custom weights significantly improved BanglaBERT base performance. However, it slightly reduced BanglaBERT large model’s score. So, further experiment is needed for our custom weighted categorical cross entropy loss function which we left as future works. Among the BanglaBERT models, BanglaBERT large performed the best here with 0.61 F_1 score. However, beating all the previous models, our CRF model F performed the best with 0.8267 Macro F_1 score in MultiCoNER 1 test set. This shows the impact of our knowledge based solution which is Gazetteer in the NER task in Bangla.

7 Conclusion

In this research work, we explored the current trends of Bangla Named Entity Recognition tasks. As Bangla is a low-resource language, limited work was done. We had chosen MultiCoNER’s Bangla dataset which is considered as one of the toughest. We conducted experiments with available models and tried to improve them. We proposed a custom loss function to improve BanglaBERT base model performance. Furthermore, we created a Gazetteer containing over 96 thousand entities. The implementation of the Gazetteer showed drastic improvement. Finally, we proposed a complex CRF model which uses the embeddings of the final layer in BanglaBERT with Gazetteer and other features which show promising state-of-the-art performance in Bangla NER tasks.

References

F. Alam and M. A. Islam. 2020. A proposed model for bengali named entity recognition using maximum entropy markov model incorporated with rich linguistic feature set. In *Proceedings of the International Conference on Computing Advancements*.

- I. Ashrafi, M. Mohammad, A. S. Mauree, G. M. Nijhum, R. Karim, N. Mohammed, and S. Momen. 2020. Banner: A cost-sensitive contextualized model for bangla named entity recognition. *IEEE Access*, 8:58206–58226.
- Abhik Bhattacharjee, Tahmid Hasan, Wasi Ahmad, Kazi Samin Mubasshir, Md Saiful Islam, Anindya Iqbal, M. Sohel Rahman, and Rifat Shahriyar. 2022. [BanglaBERT: Language model pretraining and benchmarks for low-resource language understanding evaluation in Bangla](#). In *Findings of the Association for Computational Linguistics: NAACL 2022*, pages 1318–1327, Seattle, United States. Association for Computational Linguistics.
- B. B. Chaudhuri and S. Bhattacharya. 2008. [An experiment on automatic detection of named entities in bangla](#). [Online]. Available: <https://aclanthology.org/I08-5011/>. [Accessed: 18-Sep-2022].
- Beiduo Chen, Jun-Yu Ma, Jiajun Qi, Wu Guo, Zhen-Hua Ling, and Quan Liu. 2022. [USTC-NELSLIP at SemEval-2022 task 11: Gazetteer-adapted integration network for multilingual complex named entity recognition](#). In *Proceedings of the 16th International Workshop on Semantic Evaluation (SemEval-2022)*. Association for Computational Linguistics.
- S. A. Chowdhury, F. Alam, and N. Khan. 2018. Towards bangla named entity recognition. In *2018 21st International Conference of Computer and Information Technology (ICCIT)*.
- Leon Derczynski, Eric Nichols, Marieke van Erp, and Nut Limsopatham. 2017. [Results of the WNUT2017 shared task on novel and emerging entity recognition](#). In *Proceedings of the 3rd Workshop on Noisy User-generated Text*, pages 140–147, Copenhagen, Denmark. Association for Computational Linguistics.
- Ethnologue. 2022. [The ethnologue 200: What are the top 200 most spoken languages?](#) [Online]. Available: <https://www.ethnologue.com/guides/ethnologue200>. [Accessed: 18-Sep-2022].
- Ben Goodey. 2021. [Machine learning vs rule-based nlp](#).
- Redwanul Karim, M. A. Islam, Sazid Simanto, Saif Chowdhury, Kalyan Roy, Adnan Neon, Md Hasan, Adnan Firoze, and Mohammad Rahman. 2019. [A step towards information extraction: Named entity recognition in bangla using deep learning](#). *Journal of Intelligent & Fuzzy Systems*, 37:1–13.
- Shervin Malmasi, Anjie Fang, Besnik Fetahu, Sudipta Kar, and Oleg Rokhlenko. 2022. [SemEval-2022 task 11: Multilingual complex named entity recognition \(MultiCoNER\)](#). In *Proceedings of the 16th International Workshop on Semantic Evaluation (SemEval-2022)*, pages 1412–1437, Seattle, United States. Association for Computational Linguistics.

8 Appendix

- Rrubaa Panchendrarajan and Aravindh Amaresan. 2018. [Bidirectional LSTM-CRF for named entity recognition](#). In *Proceedings of the 32nd Pacific Asia Conference on Language, Information and Computation*, Hong Kong. Association for Computational Linguistics.
- Sagor Sarker. 2021. [BNLP: natural language processing toolkit for bengali language](#). *CoRR*, abs/2102.00405.
- J. R. Saurav, S. Haque, and F. Chowdhury. 2019. End to end parts of speech tagging and named entity recognition in bangla language. In *2019 International Conference on Bangla Speech and Language Processing (ICBSLP)*.
- M. Tanvir Alam and M. Mofijul Islam. 2018. Bard: Bangla article classification using a new comprehensive dataset. In *2018 International Conference on Bangla Speech and Language Processing (ICBSLP)*.
- Xinyu Wang, Yongliang Shen, Jiong Cai, Tao Wang, Xiaobin Wang, Pengjun Xie, Fei Huang, Weiming Lu, Yueting Zhuang, Kewei Tu, Wei Lu, and Yong Jiang. 2022. [Damo-nlp at semeval-2022 task 11: A knowledge-based system for multilingual named entity recognition](#).

Name	Features (Added feature are in bold)
CRF Model A	Suffix, Prefix, Index, Length
CRF Model B	Suffix, Prefix, Index, Length, isDigit, isPunctuation, Frequency
CRF Model C	Suffix, Prefix, Index, Length, isDigit, isPunctuation, Frequency, POS
CRF Model D	Suffix, Prefix, Index, Length, isDigit, isPunctuation, Frequency, POS, Gazetteer
CRF Model E	Suffix, Prefix, Index, Length, isDigit, isPunctuation, isBangla, isStopword , Frequency, POS, Gazetteer
CRF Model F	Suffix, Prefix, Index, Length, isDigit, isPunctuation, Frequency, POS, Gazetteer, K-means of BanglaBERT Large Embeddings of 24th Layer
CRF Model G	Suffix, Prefix, Index, Length, isDigit, isPunctuation, Frequency, POS, Gazetteer, K-means of BanglaBERT Large Embeddings of 23rd and 24th Layer
CRF Model H	Suffix, Prefix, Index, Length, isDigit, isPunctuation, Frequency, POS, Gazetteer, K-means of BanglaBERT Large Embeddings of 24th Layer, BanglaBERT Large Softmax Outputs
CRF Model I	Suffix, Prefix, Index, Length, isDigit, isPunctuation, Frequency, POS, Gazetteer, K-means of BanglaBERT Large Embeddings 24th Layer, All BanglaBERT 1024 Layers Information

Table 5: CRF Model Strategies

Model Name	Added Features in the Current Model	Removed Features from Previous Model	Macro F_1 (Dev)	Macro F_1 (Test)
CRF Model A	Suffix, Prefix, Index, Length		0.671	0.3369
CRF Model B	isDigit, isPunctuation, Frequency		0.6705	0.4379
CRF Model C	POS Tag		0.6829	0.4534
CRF Model D	Gazetteer		0.8103	0.8155
CRF Model E	isBangla, isStopword		0.8221	0.8074
CRF Model F	K-Means of BanglaBERT 24th layer Embedding	isBangla, isStopword	0.815	0.8267
CRF Model G	K-Means of BanglaBERT 23rd and 24th layer Embedding		0.8172	0.8216
CRF Model H	BanglaBERT Large Softmax Output	K-Means of BanglaBERT 23rd layer embeddings	0.8467	0.8038
CRF Model I	BanglaBERT Large 24th layers 1024 sized embedding		0.8416	0.7398

Table 6: CRF Performances