

Single Word Change is All You Need: Designing Attacks and Defenses for Text Classifiers

Lei Xu¹, Sarah Alnegheimish¹, Laure Berti-Equille²,
Alfredo Cuesta-Infante³, Kalyan Veeramachaneni¹

¹ MIT LIDS ³ IRD ² Universidad Rey Juan Carlos

{leix,smish,kalyanv}@mit.edu, laure.berthi@ird.fr, alfredo.cuesta@urjc.es

Abstract

In text classification, creating an adversarial example means subtly perturbing a few words in a sentence without changing its meaning, causing it to be misclassified by a classifier. A concerning observation is that a significant portion of adversarial examples generated by existing methods change only one word. This single-word perturbation vulnerability represents a significant weakness in classifiers, which malicious users can exploit to efficiently create a multitude of adversarial examples. This paper studies this problem and makes the following key contributions: (1) We introduce a novel metric ρ to quantitatively assess a classifier’s *robustness against single-word perturbation*. (2) We present the *SP-Attack*, designed to exploit the single-word perturbation vulnerability, achieving a higher attack success rate, better preserving sentence meaning, while reducing computation costs compared to state-of-the-art adversarial methods. (3) We propose *SP-Defense*, which aims to improve ρ by applying data augmentation in learning. Experimental results on 4 datasets and BERT and distilBERT classifiers show that SP-Defense improves ρ by 14.6% and 13.9% and decreases the attack success rate of SP-Attack by 30.4% and 21.2% on two classifiers respectively, and decreases the attack success rate of existing attack methods that involve multiple-word perturbations.

1 Introduction

Although text classifiers are frequently used in security-critical applications such as misinformation detection (Wu et al., 2019; Torabi Asr and Taboada, 2019; Zhou et al., 2019), they are vulnerable to perturbations. Malicious attackers can trick these classifiers through "adversarial examples" – subtly modified sentences that, while practically indistinguishable from the original sentences, nonetheless change the output label of a classifier for their own benefit. A common metric for assessing the vulnerability of a classifier to such attacks

	TextFooler		BAE		CLARE		SP-Attack	
	ASR	SP%	ASR	SP%	ASR	SP%	ASR	SP%
AG	65.2	17.0	19.3	35.8	84.4	38.6	82.7	100
MR	72.4	49.2	41.3	66.6	90.0	66.2	93.5	100

Table 1: The ASR and percentage of adversarial examples with single-word perturbation (denoted as SP%). We attack a vanilla BERT classifier on AG and MR, the datasets used in our experiments, using TextFooler (Jin et al., 2020), BAE (Garg and Ramakrishnan, 2020), CLARE (Li et al., 2021a), and our SP-Attack.

is the Attack Success Rate (ASR), defined as the percentage of labeled sentences for which an adversarial sentence could be successfully designed. Recent proposed methods can achieve an ASR of over 80% (Jin et al., 2020; Li et al., 2021a), making adversarial vulnerability a severe security issue.

These attacks work through black box methods, accessing only the output of a classifier. They tweak sentences in an iterative fashion, changing one or multiple words and then querying the classifier for its output until an adversarial example is achieved. When we examined the adversarial sentences generated by these methods, we were surprised to find that in a significant portion of them, just one word had been changed. In Table 1 we show results of three existing methods, their attack success rates, and the percentage of adversarial examples they generated that had only single-world changes (SP). For example, 66% of adversarial examples generated by CLARE attacks (Li et al., 2021a) on a movie review (MR) dataset (Pang and Lee, 2005) changed only one word. Furthermore, many different adversarial sentences used the same word, albeit placed in different positions. For example, inserting the word “online” into a sentence repeatedly caused business news articles to be misclassified as technology news articles.

Directly modeling this vulnerability is crucial, as both of these properties are beneficial to attackers. First, the fewer words that are changed, the more semantically similar the adversarial example will

be to the original, making it look more "innocent" and running the risk that it will not be detected by other methods. Second, knowing that a particular word can reliably change the classification will enable an attacker to reduce the number of queries to the classifier in a black box attack, which is usually l queries, where l is the sentence length.

Despite the attractive properties of direct methods for attackers, to the best of our knowledge, no existing work has been done to design a single-word perturbation-based attack – nor is there a specific metric to quantify the robustness of a classifier against single-word perturbations. We approach this problem in a comprehensive way.

First, we define a measure – the *single-word flip capability*, denoted as κ – for each word in the classifier’s vocabulary. This measure, presented in Section 2, is the percentage of sentences whose classification can be successfully changed by replacing that word at one of the positions. A subset of such sentences that are fluent enough and similar enough to the original sentence would comprise legitimate attacks. κ allows us to measure a text classifier’s *robustness against single-word perturbations*, denoted as ρ . ρ is the percentage of sentence-word pairs in the Cartesian product of the dataset and the vocabulary where the classifier will not flip regardless of the word’s position, meaning a successful attack is not possible.

The vocabulary size of the classifiers and datasets we are working with are too large for us to compute these metrics through brute force (30k words in the classifier’s vocabulary, and datasets with 10k sentences of 30 words on average). Therefore, in Section 3, we propose an *efficient upper bound algorithm* (EUBA) for ρ , which works by finding as many successful attacks as possible within a given time budget. We use first-order Taylor approximation to estimate the potential for each single-word substitution to lead to a successful attack. By prioritizing substitutions with high potential, we can find most of the successful attacks through verifying a subset of word substitutions rather than all of them, reducing the number of queries to the classifier.

With these two measures, we next design an efficient algorithm, SP-Attack, to attack a classifier using *single-word perturbations* while still maintaining fluency and semantic similarity (Section 4). SP-Attack pre-computes κ for all words using EUBA, then performs an attack by changing only one word

Notation	Description
$f(\cdot)$	A text classifier
V	The vocabulary used by f
D	A text classification training set
D^+	A subset of D where f can correctly classify
D^*	The Cartesian product of D^+ and V
$S(\mathbf{x}, w)$	A set of sentences constructed by replacing one word in \mathbf{x} with w
$\kappa_f(w)$	The single-word adversarial capability of w
$\rho(f)$	The robustness against single-word perturbation measured on the training set
$\rho^*(f)$	The robustness against single-word perturbation measured on the test set
ASR	Attack success rate

Table 2: Our Notations.

in a sentence, switching it to another high-capacity word (i.e., high κ) to trigger a misclassification. We show that SP-Attack is more efficient than existing attack methods due to pre-computing κ and flipping only one word.

To overcome this type of attack, in Section 5, we design SP-Defense, which leverages the first-order approximation to find single-word perturbations and augment the training set. We retrain the classifier to become more robust – not only against single-word perturbation attacks, but also against attacks involving multiple word changes.

We also carry out extensive experiments in Section 6 to show that: 1) κ and ρ are necessary robustness metrics; 2) EUBA is an efficient way to avoid brute force when computing the robustness metric ρ ; 3) SP-Attack can match or improve ASR compared to existing attacks that change multiple words, and better preserve the semantic meanings; 4) SP-Defense is effective in defending against baseline attacks as well as against SP-Attack, thus improving classifier robustness.

2 Quantifying Classifier Robustness against Single-word Perturbations

In this section, we formulate the single-word perturbation adversarial attack problem, and define two novel and useful metrics: κ , which represents how capable a particular word is at flipping a prediction, and ρ , which represents the robustness of a text classifier against single-word perturbation.

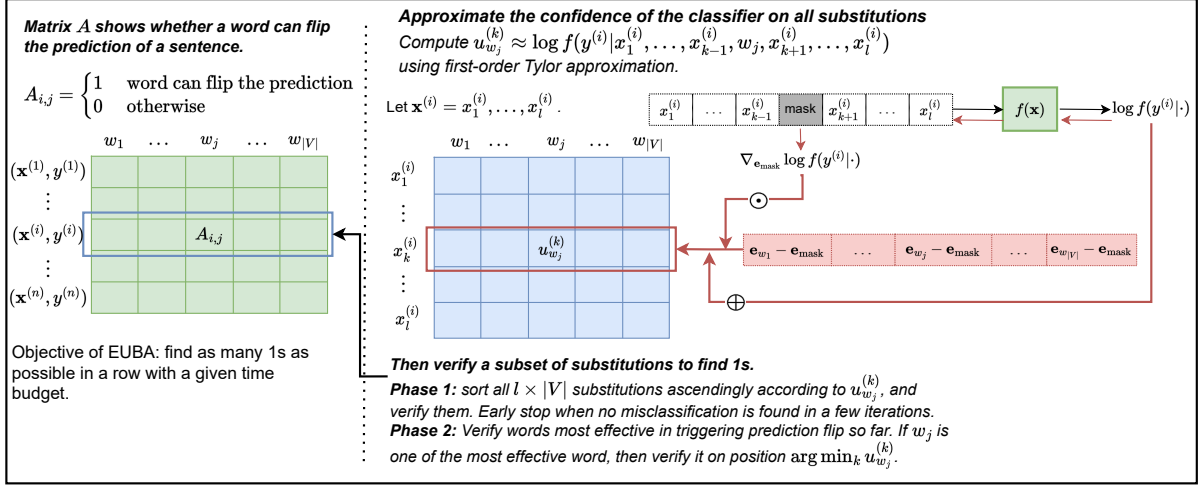


Figure 1: The EUBA algorithm can efficiently find prediction flip by using first-order Taylor approximations.

2.1 Single-word Perturbation Attack Setup

We consider a restricted adversarial attack scenario where the attacker can substitute only one word. The attack is considered successful if the classifier’s prediction differs from the label.

Let $D = (\mathbf{x}_i, y_i)_{i=1 \dots |D|}$ be a text classification dataset, where \mathbf{x}_i is a sentence composed of words, y_i is the label of the sentence and $|D|$ denotes the cardinality of D . A classifier $f(\cdot)$ is trained on D to predict y_i with input \mathbf{x}_i . Additionally, V is the vocabulary associated with $f(\cdot)$. The goal of the single-word perturbation attack is to construct an \mathbf{x}' for a sentence-label pair (\mathbf{x}, y) by replacing one word so that

- the prediction is flipped, i.e., $f(\mathbf{x}') \neq y$;
- \mathbf{x}' is a fluent sentence;
- \mathbf{x}' is semantically similar to \mathbf{x}

Fluency of the sentence is measured by perplexity, while the similarity is measured by the cosine similarity of a Universal Sentence Encoder (USE) (Cer et al., 2018) and human annotators.

2.2 Two Useful Metrics For Robustness

To see how robust a given classifier $f(\cdot)$ is against single-word perturbation, we take the training set D , and find the subset D^+ where f can correctly predict the label. We want to find out whether each word $w_j \in V$ can flip the prediction of each example sentence $(\mathbf{x}_i, y_i) \in D^+$. Therefore, we define a matrix $A \in [0, 1]^{|D^+| \times |V|}$ indicating whether a word can successfully flip the classifier’s prediction of a sentence, specifically

$$A_{i,j} = \begin{cases} 1 & \text{if } \exists \mathbf{x}' \in S(\mathbf{x}_i, w_j) \text{ s.t. } f(\mathbf{x}') \neq y_i \\ 0 & \text{otherwise} \end{cases} \quad (1)$$

where $S(\mathbf{x}, w)$ is a set of sentences constructed by replacing one word in \mathbf{x} with w . Note that A only indicates that the prediction was flipped, and does not take into account similarity or fluency.

With this matrix, we can find the *single-word flip capability* for each word in the classifier’s vocabulary, denoted as κ and defined as the percentage of sentences whose prediction can be successfully flipped using that word. It can be computed as

$$\kappa(w_j) = \frac{1}{|D^+|} \sum_i A_{i,j}$$

Second, we can find the *robustness against single-word perturbations*, for a text classifier, denoted as ρ and defined as the percentage of sentence-word pairs in the Cartesian product of the dataset and the vocabulary where the classifier prediction cannot be successfully flipped. It can be computed as

$$\rho(f) = \frac{1}{|D^+| \cdot |V|} \sum_{i,j} (1 - A_{i,j})$$

2.3 Definitions and Theorem

We then give formal definitions and a theorem.

Definition 1 The *single-word flip capability* of word w on a classifier f is

$$\kappa_f(w) = \frac{|\{(\mathbf{x}, y) \in D^+ | \exists \mathbf{x}' \in S(\mathbf{x}, w) \text{ s.t. } f(\mathbf{x}') \neq y\}|}{|D^+|}$$

where $D^+ = \{(\mathbf{x}, y) \in D | f(\mathbf{x}) = y\}$ is a subset of D that is correctly classified by f , and $S(\mathbf{x}, w)$ is a set of sentences constructed by replacing one word in \mathbf{x} with w . We omit f and use notation $\kappa(w)$ in the rest of the paper.

Definition 2 The *robustness against single-word perturbation* is

$$\rho(f) = \frac{|\{((\mathbf{x}, y), w) \in D^* \mid \forall \mathbf{x}' \in S(\mathbf{x}, w) : f(\mathbf{x}') = y\}|}{|D^*|}$$

where $D^* = D^+ \times V$ is the Cartesian product of D^+ and vocabulary V .

$\rho(f)$ can be interpreted as the accuracy of f on D^* , where f is considered correct on $((\mathbf{x}, y), w)$ if all sentences in $S(\mathbf{x}, w)$ are predicted as y .

Theorem 1 κ and ρ have the following relation:

$$\rho(f) = 1 - \frac{1}{|V|} \sum_{w \in V} \kappa_f(w)$$

Proof:

$$\begin{aligned} \rho(f) &= \frac{\sum_{i,j} 1 - A_{i,j}}{|D^+| \times |V|} \\ &= 1 - \frac{1}{|V|} \sum_{j=1}^{|V|} \frac{\sum_{i=1}^{|D^+|} A_{i,j}}{|D^+|} \\ &= 1 - \frac{1}{|V|} \sum_{j=1}^{|V|} \kappa(w_j) \end{aligned}$$

3 Efficient Estimation of the Metrics

Directly computing κ and ρ metrics is time-consuming, because each word in the vocabulary needs to be placed in all sentences at all positions and then verified on the classifier. To overcome this issue, we instead estimate the lower bound of κ (and thus the upper bound of ρ). In this section, we first give an overview of the efficient upper bound algorithm (EUBA), then detail our first-order approximation. Figure 1 depicts the algorithm and the pseudocode is presented in Appendix B.

3.1 Overview

To find the lower bound of $\kappa(w)$, we want to find as many $(\mathbf{x}, y) \in D^+$ such that w can successfully flip the prediction. Since we want to compute κ for all words, we can convert it to the symmetric task of finding as many $w \in V$ as we can for each $(\mathbf{x}, y) \in D^+$ such that the sentence can be successfully flipped by the word. This conversion enables a more efficient algorithm.

For each example (\mathbf{x}, y) , where $\mathbf{x} = x_1, \dots, x_l$, each word can be substituted with any $w \in V$, leading to a total of $l \times |V|$ substitutions. For a substitution $x_k \rightarrow w$, we compute

$$u_w^{(k)} \approx \log f(y|x_1, \dots, x_{k-1}, w, x_{k+1}, \dots, x_l) \quad (2)$$

where $f(y|\cdot)$ is the classifier's probability of predicting y . We will show the computation of $u_w^{(k)}$ in Section 3.2. We assume substitutions with lower

$u_w^{(k)}$ are more likely to flip predictions and verify them in two phases.

Phase 1: We sort all substitutions in ascending order by $u_w^{(k)}$, and verify them on the classifier. We stop the verification after m consecutive unsuccessful attempts and assume all remaining substitutions are unsuccessful, where m is a hyper-parameter.

Phase 2: If a word can successfully flip many other sentences in the class y , it is more likely to succeed on \mathbf{x} . Therefore, we keep track of how many successful flips each word can trigger on each category. We sort all words in descending order by the number of their successful flips, and verify them. For each word w , we only verify the position where it is most likely to succeed (i.e., $\arg \min_k u_w^{(k)}$). Similarly, phase 2 stops after m consecutive unsuccessful attempts.

By using $u_w^{(k)}$, we can skip a lot of substitutions that are unlikely to succeed, improving efficiency. The hyper-parameter m controls the trade-off between efficiency and the gap between the lower bound and the exact κ . When setting $m \rightarrow \infty$, EUBA can find the exact κ and ρ . In Section 6.5, we show that efficiency can be improved a lot if a relatively small m is used, at the small cost of neglecting some successful flips. We also compare EUBA with two alternative designs.

3.2 First-order Approximation

We then show how to efficiently compute $u_w^{(i)}$ using first-order approximation. We construct the following structure $S(\mathbf{x}, \langle \text{mask} \rangle) =$

$$\left\{ \begin{array}{l} \mathbf{s}_1 : \langle \text{mask} \rangle, x_2, x_3, \dots, x_l; \\ \mathbf{s}_2 : x_1, \langle \text{mask} \rangle, x_3, \dots, x_l; \\ \dots \\ \mathbf{s}_l : x_1, x_2, \dots, x_{l-1}, \langle \text{mask} \rangle; \end{array} \right\}.$$

In a typical classifier, the input sentence will be converted to a sequence of embeddings noted \mathbf{e} ; thus we convert $S(\mathbf{x}, \langle \text{mask} \rangle)$ to

$$\left\{ \begin{array}{l} E_{\mathbf{s}_1} : \mathbf{e}_{\langle \text{mask} \rangle}, \mathbf{e}_{x_2}, \mathbf{e}_{x_3}, \dots, \mathbf{e}_{x_l}; \\ E_{\mathbf{s}_2} : \mathbf{e}_{x_1}, \mathbf{e}_{\langle \text{mask} \rangle}, \mathbf{e}_{x_3}, \dots, \mathbf{e}_{x_l}; \\ \dots \\ E_{\mathbf{s}_l} : \mathbf{e}_{x_1}, \mathbf{e}_{x_2}, \dots, \mathbf{e}_{x_{l-1}}, \mathbf{e}_{\langle \text{mask} \rangle}; \end{array} \right\}.$$

We input \mathbf{s}_k into the classifier, then compute the gradient of $\log f(y|\mathbf{s}_k)$ with respect to $\mathbf{e}_{\langle \text{mask} \rangle}$ at the k -th position. We then approximate the log probability by substituting $\mathbf{e}_{\langle \text{mask} \rangle}$ with \mathbf{e}_w . The log probability change can be approximated by the inner product of $\nabla_{\mathbf{e}_{\langle \text{mask} \rangle}} \log f(y|\mathbf{s}_k)$ and $\mathbf{e}_w - \mathbf{e}_{\langle \text{mask} \rangle}$. Formally,

$$\begin{aligned} u_w^{(k)} &= \langle \nabla_{\mathbf{e}_{\langle \text{mask} \rangle}} \log f(y|\mathbf{s}_k), \mathbf{e}_w - \mathbf{e}_{\langle \text{mask} \rangle} \rangle \\ &\quad + \log f(y|\mathbf{s}_k) \end{aligned} \quad (3)$$

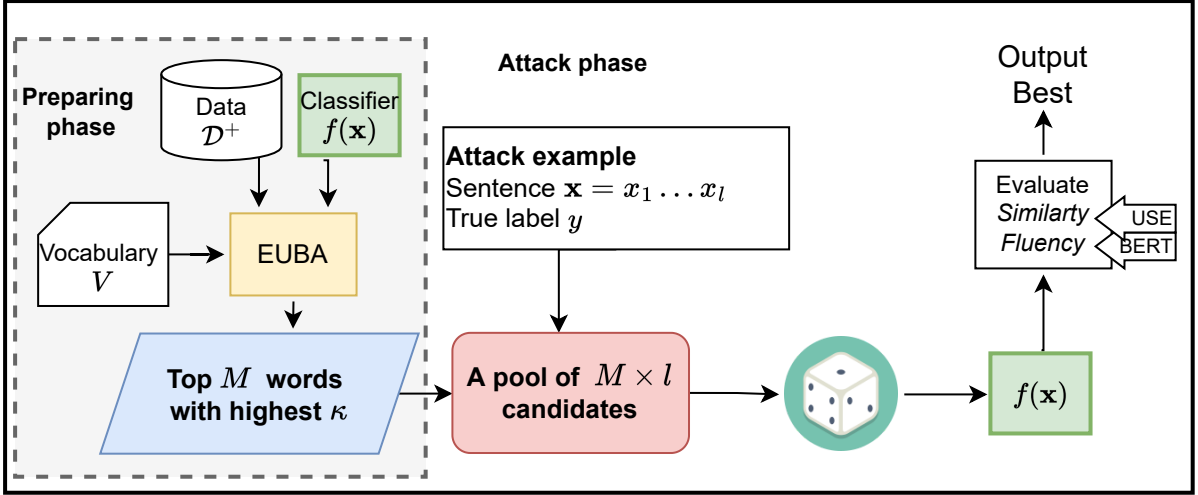


Figure 2: SP-Attack pipeline. High-flip-capacity words are used to conduct low-cost single-word adversarial attacks.

$f(y|s_k)$ and $\nabla_{\mathbf{e}_{\langle \text{mask} \rangle}} \log f(y|s_k)$ needs to be computed only once for each masked sentence s_k , and does not have to repeat for every word-and-sentence combo. \mathbf{e}_w and $\mathbf{e}_{\langle \text{mask} \rangle}$ are fixed vectors. Eq. (3) is an inner product, and thus very efficient to compute.

4 Single-word Perturbation Attack

For attackers who try to find fluent and semantically similar adversarial examples, words with high κ provide the potential for low-cost attacks. We propose SP-Attack, which first uses our algorithm, EUBA to estimate κ , then use the top M words with highest κ to craft an attack. Figure 2 shows the attack pipeline.

To conduct an attack on a sentence \mathbf{x} of length l , we try to put these words at all possible positions to create a pool of $l \times M$ candidate sentences. Then, we draw samples from the pool and verify them on the classifier. We stop when we either exhaust the pool or find k candidates that change the prediction. To ensure similarity and fluency, we employ Universal Sentence Encoder (USE) (Cer et al., 2018) and BERT language models. For each \mathbf{x}' that can change the prediction, we compute a joint criteria score

$$\alpha \cos(H(\mathbf{x}'), H(\mathbf{x})) - \beta \frac{\text{PPL}(\mathbf{x}')}{\text{PPL}(\mathbf{x})} \quad (4)$$

where $H(\cdot)$ is the USE sentence embedding, and $\text{PPL}(\cdot)$ is the perplexity of a sentence measured by BERT. We then pick the sentence with the highest score as output. We set $M = 50, k = 50, \alpha = 3, \beta = 20$ in our experiments.

There are two differences between SP-Attack and conventional black-box adversarial attacks.

(1) SP-Attack substitutes only one word with one of the $M = 50$ words, whereas conventional methods can change multiple words and can use any word. As a result, SP-Attack is much more efficient. (2) Estimating κ using EUBA requires computing the gradient of the classifier, while black-box adversarial attack methods do not. Even so, our attack method can be applied to real-world scenarios – for example, an insider attack where someone with access to the classifier calculates the flip capacity and leaks high-capacity words to other malicious users, who use them to conduct attacks.

5 Single-word Perturbation Defense

We present a data augmentation strategy, SP-Defense, to improve the robustness of the classifier in a single-word perturbation scenario. Specifically, we design three augmentations.

Random augmentation randomly picks one word in a sentence, then replaces it with another random word in V . Since 95% words have at least 6.5% κ according to our experimental results, even pure randomness can sometimes alter the classifier’s prediction.

Gradient-based augmentation uses gradient information to find a single-word substitution that is more likely to cause misclassification. We approximate the log probability of correct prediction after substituting x_i with w as

$$v_w^{(i)} = \langle \nabla_{\mathbf{e}_{x_i}} \log f(y|\mathbf{x}), \mathbf{e}_w - \mathbf{e}_{x_i} \rangle + \log f(y|\mathbf{x}) \quad (5)$$

Then we apply the substitution with the minimum $v_w^{(i)}$. Eq. (5) is more efficient because it only needs one forward and backward pass on $f(y|\mathbf{x})$

to compute $\nabla_{e_{x_i}} \log f(y|\mathbf{x})$, comparing to l forward and backward passes on $\nabla_{\langle \text{mask} \rangle} \log f(y|s_i)$ in Eq. (3). Therefore it is more suitable for data augmentation, which usually involves large-scale training data.

Some attack methods use a vocabulary different from V . They can substitute x_i with a word $t \notin V$. Neither gradient-based nor random augmentation can defend against adversarial examples caused by t . **Special word augmentation** is designed to address this issue. For each class y , we find a set of words that occurs much more frequently in other classes y' , formally

$$T(y) = \{t | \max_{y' \neq y} \log \text{freq}_D(t, y') - \log \text{freq}_D(t, y) > 1\} \quad (6)$$

where $\text{freq}_D(t, y)$ is the frequency of the word t in all the training examples with the label y . To augment an example (\mathbf{x}, y) , we randomly sample a position in \mathbf{x} and replace it with a random word $t \in T(y)$.

In each training iteration, we apply gradient-based augmentation on half of the batch. For the other half, we randomly choose from original training data, random augmentation, or special word augmentation.

6 Experiments

In this section, we conduct comprehensive experiments to support the following claims: κ and ρ metrics are necessary in showing the classifier robustness against single-word perturbation (Section 6.2); SP-Attack is as effective as conventional adversarial attacks that change multiple words (Section 6.3); SP-Defense can improve any classifier’s robustness in both single-word and multiple-word perturbation setups (Section 6.4); EUBA is well-designed and configured to achieve a tighter bound than alternative designs (Section 6.5).

Name	#C	Len	Description
AG	4	43	News topic classification.
MR	2	32	Movie review dataset by Pang and Lee (2005).
SST2	2	20	Binary Sentiment Treebank (Wang et al., 2019).
HATE	2	23	Hate speech detection dataset by Kurita et al. (2020).

Table 3: Dataset details. #C is the number of classes, Len is the average number of words in a sentence.

6.1 Setup

Datasets. We conduct our experiments on 4 datasets: 1) **AG** – news topic classification, 2) **MR** – movie review sentiment classification (Pang and Lee, 2005), 3) **SST2** – Binary Sentiment Treebank (Wang et al., 2019), and 4) **Hate** speech detection dataset (Kurita et al., 2020). Dataset details are shown in Table 3.

Classifiers. We evaluate our method on two classifiers, the BERT-base classifier (Devlin et al., 2019) and the distilBERT-base classifier (Sanh et al., 2019). The *vanilla classifiers* are trained with the full training set for 20k batches with batch size 32 using the AdamW (Loshchilov and Hutter, 2019) optimizer and learning rate 2e-5. We also include results for the RoBERTa-base classifier (Liu et al., 2019) in Appendix E.3.

Metrics. We use several metrics to show the quality and robustness of a classifier.

- **(CAcc \uparrow)**: clean accuracy, the accuracy of the classifier measured on the original test set.
- ρ : quantifies classifier robustness in a single-word perturbation scenario.
 - $\rho(\uparrow)$ is measured on 1000 examples sampled from the training set.
 - $\rho^*(\uparrow)$ is measured on the test set.
- **(ASR \downarrow)**: attack success rate that shows how robust the classifier is against an adversarial attack method. This is defined as

$$ASR = \frac{\# \text{ successful attacks}}{\# \text{ correct prediction in testset}}$$

A lower ASR means the classifier is more robust. We consider an attack to be successful if the similarity measured by the cosine of USE embeddings is greater than 0.8.

- **(ASR1 \downarrow)**: Since we are interested in single-word perturbations, we constrain other attack methods and use adversarial examples from them that have only one word perturbed and evaluate ASR.

Note that ASR also shows the efficacy of attack methods. A higher ASR means the attack method is more effective. We use ASR(\uparrow), and similarly ASR1(\uparrow), in the context of comparing attacks.

Human evaluation. We collect human annotation to further verify the similarity and fluency of adversarial sentences. We ask human annotators to rate sentence **similarity** and sentence **fluency** in 5-likert. In addition, we ask humans to check if the

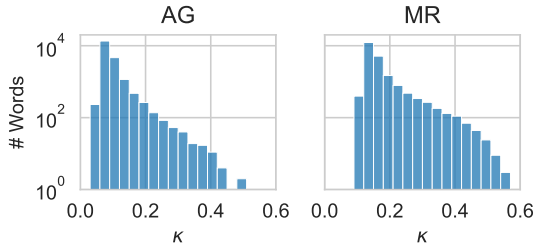


Figure 3: Histogram of words at different κ . Note that the y-axis is in log scale.

adversarial sentence **preserves the original label**. See Appendix E.2 for detailed settings.

Adversarial attack SOTA. We compare SP-Attack against three state-of-the-art methods, namely: **TextFooler** (Jin et al., 2020), **BAE** (Garg and Ramakrishnan, 2020), and **CLARE** (Li et al., 2021a). When reporting ASR, any adversarial example generated with one (or more) word changes is considered a successful attack. While in ASR1, we consider the subset of adversarial sentences with only a single-word change as a successful attack.

Data augmentation and adversarial training. We compare SP-Defense with several baselines.

- **Rand:** We conduct random perturbations to augment training data in all steps of training.
- **A2T** (Yoo and Qi, 2021) is an efficient gradient-based adversarial attack method designed for adversarial training.

For Rand and SP-Defense, we tune the classifier with another 20k batches. For A2T, we tune the classifier with 3 additional epochs as recommended by the authors.

6.2 Necessity of κ and ρ metrics

We measure the exact κ using brute force for the BERT-base classifier on AG and MR. The measurement takes 197 and 115 GPU hours respectively on a single Nvidia V100 GPU. Figure 3 shows the histogram of κ . We find that 95% of words in the vocabulary can successfully attack at least 6.5% and 12.4% of examples, while the top 0.1% of words can change as much as 38.7% and 49.4% examples on the two datasets respectively. This shows that classifiers are extremely vulnerable to single-word perturbations. The distributions of κ for the two tasks are different, showing κ is task-dependent. Words have lower average κ on AG than on MR. We compute the $\rho(f)$ as 90.9 and 83.8 for the two datasets respectively. See additional analysis of words with high κ in Appendix D

We highlight the necessity of κ and ρ metrics. κ can show the flip capability of each individual

Dataset	Attack	Similarity	Fluency	Preserve Label
AG	TextFooler	3.40	3.41	80%
	Clare	3.37	3.33	82%
	SP-Attack	3.47	3.39	87%
MR	TextFooler	3.93	3.47	69%
	Clare	3.96	3.41	83%
	SP-Attack	4.02	3.48	93%

Table 4: Similarity scores, fluency scores, and the percentage of sentences which preserve the original label by human annotators.

word. It precisely reveals all vulnerabilities of the classifier under single-word perturbation. ρ is derived from κ and factors in the number of different single-word perturbations that can successfully attack each sentence. It quantifies classifier robustness to single-word perturbation scenarios more effectively than ASR, which only shows whether each sentence could be successfully attacked.

6.3 SP-Attack performance

Figure 4 shows the ASR and ASR1 for all datasets, two different classifiers (left and right) and multiple attack methods. We make a few noteworthy observations. SP-Attack is the most effective method for finding adversarial examples based on single-word perturbations. ASR1’s for SP-Attack are at least 73%, and over 80% in 7 out of 8 cases, demonstrating the significant vulnerability of these classifiers. A second observation is that other methods, even those with a notable number of single word perturbation-based adversarial examples, have significantly lower ASR1’s (where only single-word adversarial examples are included) than ASR’s (where multi-word adversarial examples are included). For TextFooler across the 8 experiments, the difference between ASR and ASR1 is 38.3%. An obvious next question we examine is whether multi-word substitutions are essential for achieving higher attack success rates. Our experiments also show that SP-Attack achieves comparable ASR with single-word perturbations, and even beats the best multi-word substitution in 4 out of 8 cases.

Single-word perturbation may cause poor fluency and/or low semantic similarity. To show SP-Attack is comparable with multi-word attacks in terms of fluency and similarity, we plot the ASR under different similarity and perplexity thresholds. We measure similarity using USE and perplexity using a BERT language model fine-tuned on the dataset. Figure 5 shows the results on AG and MR datasets. It shows that, at the same threshold, SP-Attack achieves comparable or better ASR than those attack baselines. Table 4 shows the human

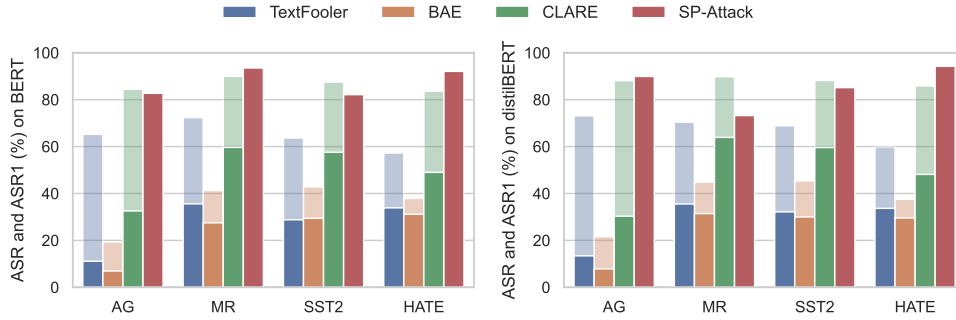


Figure 4: ASR(\uparrow) and ASR1(\uparrow) on vanilla BERT-base (left) and distilBERT-base (right). The translucent (taller) bars represent ASR, while the solid (shorter) bars represent ASR1. For SP-Attack, ASR and ASR1 are the same.

	Defense	AG				MR				SST2				HATE			
		C Acc	ρ	ρ^*	ASR	C Acc	ρ	ρ^*	ASR	C Acc	ρ	ρ^*	ASR	C Acc	ρ	ρ^*	ASR
BERT	NA	93.7	91.5	90.1	82.7	87.7	86.4	77.2	93.5	80.6	74.7	76.6	82.1	94.5	72.6	71.4	92.1
	Rand	92.0	96.3	93.1	66.2	87.5	98.2	80.7	84.2	79.8	82.1	79.7	77.9	94.3	86.3	83.2	89.2
	A2T	93.4	96.2	92.9	62.7	88.3	90.4	76.2	69.3	80.4	76.5	74.9	69.5	93.4	87.1	82.1	87.3
	SP-D	94.3	97.4	94.1	33.7	87.5	99.8	83.1	61.8	79.3	90.0	80.5	68.8	93.7	96.6	92.5	64.4
distilBERT	NA	94.0	91.7	91.6	89.9	85.9	85.6	72.7	73.2	78.7	75.8	74.3	85.1	93.3	73.8	72.9	94.2
	Rand	94.2	95.4	92.0	69.5	86.0	96.5	78.1	92.2	78.0	81.1	78.3	87.2	93.1	85.6	82.6	91.3
	A2T	94.0	95.3	92.6	64.8	85.0	85.1	73.4	88.8	78.3	77.7	76.1	80.5	93.2	86.1	82.0	89.5
	SP-D	94.3	97.6	93.6	43.1	85.1	99.8	79.6	73.4	78.2	88.3	80.2	73.0	92.0	96.9	91.6	68.4

Table 5: C Acc (\uparrow), ρ (\uparrow) and ASR(\downarrow) of SP-Attack on vanilla and improved classifiers. NA denotes the vanilla classifier. SP-Defense is abbreviated as SP-D.

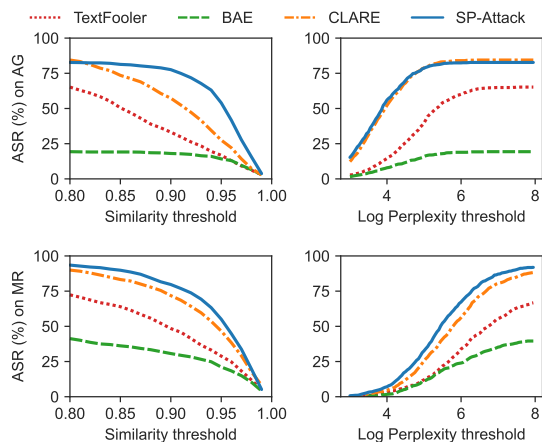


Figure 5: Comparing ASR(\uparrow) under different similarity and perplexity thresholds on AG and MR datasets with the BERT-base classifier.

evaluation. The similarity and fluency scores are similar for all methods, but SP-Attack outperforms baselines by 5% and 10% in preserving the original label on AG and MR datasets respectively. We show inter-annotator agreement in Appendix E.2.

6.4 SP-Defense Performance

Can our SP-Defense overcome our attack? We measure the accuracy and robustness of the vanilla and improved classifiers. The complete results are

available in Appendix E.3.

Table 5 shows the C Acc , ρ , ρ^* , and ASR of SP-Attack. We observe that all data augmentation or adversarial training methods have small impacts on C Acc ; in most cases, the decrease is less than 1%. However, ρ and ρ^* differ a lot, showing that classifiers with similar accuracy can be very different in terms of robustness to single-word attacks (both in training and testing). We found that SP-Defense outperforms Rand and A2T on ρ^* in all cases. This shows that SP-Defense can effectively improve a classifier’s robustness in a single-word perturbation scenario. Averaged over 4 datasets, SP-Defense achieves 14.6% and 13.9% increases on ρ ; 8.7% and 8.4% increases on ρ^* ; and 30.4% and 21.2% decreases on ASR of SP-Attack on BERT and distilBERT classifiers respectively.

Can our SP-Defense overcome other SOTA attacks constrained to single-word adversarial examples? Figure 6 shows the ASR and ASR1 on vanilla and improved classifiers for different SOTA attacks (left to right). The ASR1 decreases by a large margin after the application of SP-Defense, which is consistent with the improvement on ρ^* . The ASR also decreases in 20 out of 24 cases, showing the improvement of classifier robustness against

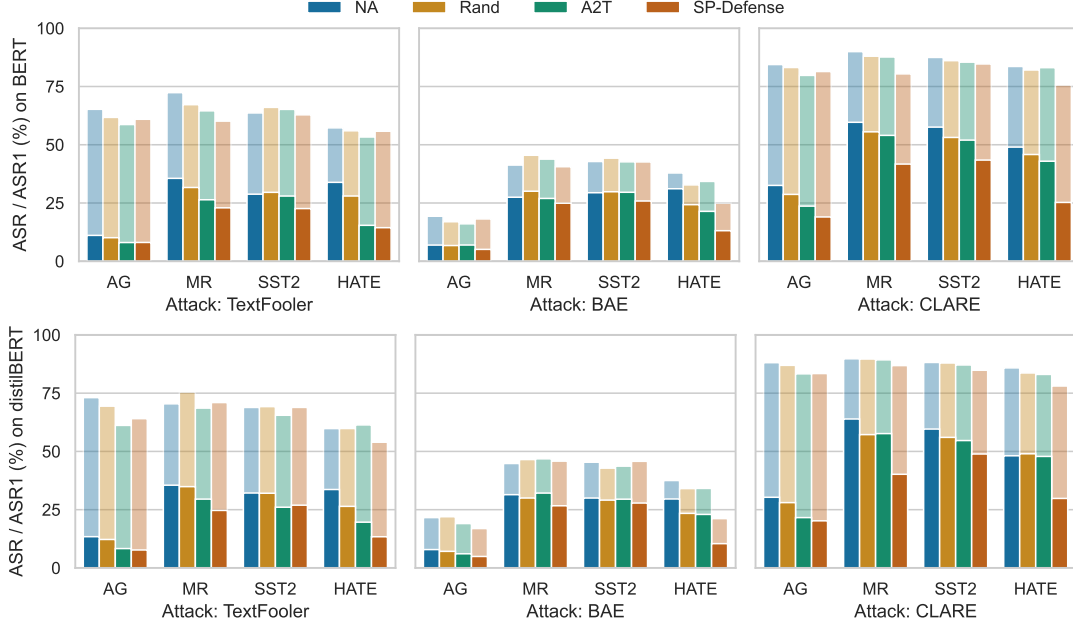


Figure 6: ASR(\downarrow) and ASR1(\downarrow) of TextFooler, BAE and CLARE on vanilla and improved BERT-base (top) and distilBERT-base (bottom) classifiers. NA denotes the vanilla classifier.

a conventional multi-word adversarial attack setup.

6.5 Justifying Design Decisions of EUBA

We show the gap between the ρ upper bound and its true value when setting different early stop criteria. We set $m = \{128, 256, 512, 1024, 2048\}$. We also changed phase 1 in EUBA to form two alternative designs:

- EUBA (top1): We use the same gradient-based approximation. But for each word, we only verify the top position, i.e. $\arg \min_i u_w^{(i)}$.
- EUBA (w/o mask): We do not replace each position with masks. Instead, we use the original sentence to directly compute a first-order approximation like Eq. (5).

Figure 7 shows the estimated ρ with respect to average time consumption for each example in D^+ . We observe that our proposed design is the closest to brute force. EUBA outperforms alternative methods given the same time budget, and is very close to the true ρ .

7 Related Work

The widespread deployment of text classifiers has exposed several vulnerabilities. Backdoors can be injected during training that can later be used to manipulate the classifier output (Li et al., 2021b; Zhang et al., 2021). The use cases of backdoor attacks are limited because they involve interfering with the training. Universal adversarial triggers

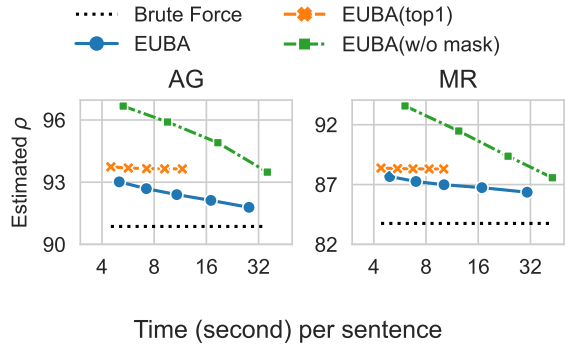


Figure 7: Comparing the estimated ρ with respect to time. For each method, the early stop criteria is 128, 256, 512, 1024, and 2048 (from left to right on each curve). EUBA (w/o mask) 2048 is not shown in the figure because of long time consumption. The Brute Force method takes 720s and 415s per sentence on AG and MR respectively.

can be found for classifiers (Wallace et al., 2019), wherein triggers, usually involving multiple-word perturbations, change the classifier prediction for most sentences. Adversarial attack methods (Jin et al., 2020; Garg and Ramakrishnan, 2020; Li et al., 2020, 2021a) change a classifier’s prediction by perturbing a few words or characters in the sentence. They maintain high semantic similarity and fluency, but are computationally expensive. SP-Attack attacks the classifier by trying just a few single-word perturbations, making it an efficient attack that maintains the high similarity and effective fluency of conventional adversarial attacks.

To defend against attacks, adversarial training can be applied. Adversarial training is often used to help the classifier resist the types of attacks described above. A2T (Yoo and Qi, 2021) is an efficient attack designed specifically for adversarial training. There are other defense methods including perplexity filtering (Qi et al., 2021), and synonym substitution (Wang et al., 2021), which increase the inference time complexity of the classifier. Our SP-Defense does not add overhead to inference and can effectively defend against adversarial attacks.

8 Conclusion

In this paper, we comprehensively analyze a restricted adversarial attack setup with single-word perturbation. We define two useful metrics – ρ , the quantification of a text classifier’s robustness against single-word perturbation attacks, and κ , the adversarial capability of a word – and show that these metrics are useful to measure classifier robustness. Furthermore, we propose SP-Attack, a single-word perturbation attack which achieves a comparable or better attack success rate than existing and more complicated attack methods on vanilla classifiers, and significantly reduces the effort necessary to construct adversarial examples. Finally, we propose SP-Defense to improve classifier robustness in a single-word perturbation scenario, and show that it also improves robustness against multi-word perturbation attacks.

References

- Daniel Cer, Yinfei Yang, Sheng-yi Kong, Nan Hua, Nicole Limtiaco, Rhomni St. John, Noah Constant, Mario Guajardo-Cespedes, Steve Yuan, Chris Tar, Brian Strope, and Ray Kurzweil. 2018. Universal sentence encoder for english. In *Proceedings of the Conference on Empirical Methods in Natural Language Processing: System Demonstrations*.
- Jacob Devlin, Ming-Wei Chang, Kenton Lee, and Kristina Toutanova. 2019. Bert: Pre-training of deep bidirectional transformers for language understanding. In *Proceedings of the Annual Conference of the North American Chapter of the Association for Computational Linguistics*.
- Siddhant Garg and Goutham Ramakrishnan. 2020. Bae: Bert-based adversarial examples for text classification. In *Proceedings of the Conference on Empirical Methods in Natural Language Processing and the International Joint Conference on Natural Language Processing*.
- Di Jin, Zhijing Jin, Joey Tianyi Zhou, and Peter Szolovits. 2020. Is bert really robust? natural language attack on text classification and entailment. In *Proceedings of the AAAI Conference on Artificial Intelligence*.
- Keita Kurita, Paul Michel, and Graham Neubig. 2020. Weight poisoning attacks on pretrained models. In *ACL*.
- Dianqi Li, Yizhe Zhang, Hao Peng, Liqun Chen, Chris Brockett, Ming-Ting Sun, and William B Dolan. 2021a. Contextualized perturbation for textual adversarial attack. In *Proceedings of the 2021 Conference of the North American Chapter of the Association for Computational Linguistics*.
- Linyang Li, Ruotian Ma, Qipeng Guo, Xiangyang Xue, and Xipeng Qiu. 2020. Bert-attack: Adversarial attack against bert using bert. In *Proceedings of the Conference on Empirical Methods in Natural Language Processing and the International Joint Conference on Natural Language Processing*.
- Linyang Li, Demin Song, Xiaonan Li, Jiehang Zeng, Ruotian Ma, and Xipeng Qiu. 2021b. Backdoor attacks on pre-trained models by layerwise weight poisoning. *arXiv preprint arXiv:2108.13888*.
- Yinhan Liu, Myle Ott, Naman Goyal, Jingfei Du, Mandar Joshi, Danqi Chen, Omer Levy, Mike Lewis, Luke Zettlemoyer, and Veselin Stoyanov. 2019. Roberta: A robustly optimized bert pretraining approach. *arXiv preprint arXiv:1907.11692*.
- Ilya Loshchilov and Frank Hutter. 2019. Decoupled weight decay regularization. In *Proceedings of the International Conference on Learning Representations*.
- Bo Pang and Lillian Lee. 2005. Seeing stars: Exploiting class relationships for sentiment categorization with respect to rating scales. In *Proceedings of the Annual Meeting of the Association for Computational Linguistics*.
- Fanchao Qi, Yangyi Chen, Mukai Li, Yuan Yao, Zhiyuan Liu, and Maosong Sun. 2021. Onion: A simple and effective defense against textual backdoor attacks. In *EMNLP*.
- Victor Sanh, Lysandre Debut, Julien Chaumond, and Thomas Wolf. 2019. Distilbert, a distilled version of bert: smaller, faster, cheaper and lighter. *5th NeurIPS Workshop on Energy Efficient Machine Learning and Cognitive Computing (2019)*, *ArXiv preprint arXiv:1910.01108*.
- Fatemeh Torabi Asr and Maite Taboada. 2019. Big data and quality data for fake news and misinformation detection. *Big Data & Society*, 6(1):2053951719843310.
- Eric Wallace, Shi Feng, Nikhil Kandpal, Matt Gardner, and Sameer Singh. 2019. Universal adversarial triggers for attacking and analyzing nlp. *arXiv preprint arXiv:1908.07125*.

- Alex Wang, Amanpreet Singh, Julian Michael, Felix Hill, Omer Levy, and Samuel R Bowman. 2019. Glue: A multi-task benchmark and analysis platform for natural language understanding. In *Proceedings of the International Conference on Learning Representations*.
- Xiaosen Wang, Hao Jin, Yichen Yang, and Kun He. 2021. Natural language adversarial defense through synonym encoding. In *The Conference on Uncertainty in Artificial Intelligence*.
- Liang Wu, Fred Morstatter, Kathleen M Carley, and Huan Liu. 2019. Misinformation in social media: definition, manipulation, and detection. *ACM SIGKDD Explorations Newsletter*.
- Jin Yong Yoo and Yanjun Qi. 2021. Towards improving adversarial training of nlp models. In *Findings of EMNLP*.
- Zhengyan Zhang, Guangxuan Xiao, Yongwei Li, Tian Lv, Fanchao Qi, Zhiyuan Liu, Yasheng Wang, Xin Jiang, and Maosong Sun. 2021. Red alarm for pre-trained models: Universal vulnerability to neuron-level backdoor attacks. *arXiv preprint arXiv:2101.06969*.
- Zhixuan Zhou, Huankang Guan, Meghana Moorthy Bhat, and Justin Hsu. 2019. [Fake news detection via NLP is vulnerable to adversarial attacks](#). In *Proc. of the 11th Int. Conf. on Agents and Artificial Intelligence, ICAART'19*, pages 794–800.

Algorithm 1: EUBA to estimate lower bound of κ and upper bound of ρ

Input: Classifier $f(\mathbf{x})$; Dataset D^+ ; Number of classes c ; Vocabulary V ; Early stop criteria m .

Output: $\kappa(w)$; $\rho(f)$.

```
1 for  $j \in 1 \dots |V|$ ;  $k \in 1 \dots c$  do  $\text{count}[w_j, k] \leftarrow 0$ ; // initialize successful attack counter
2 for  $(\mathbf{x}, y) \in D^+$  do
3   Construct  $S(\mathbf{x}, \langle \text{mask} \rangle)$ ;
4    $l \leftarrow$  length of  $\mathbf{x}$ ;
5   Compute  $[\nabla_{\mathbf{e}_{\langle \text{mask} \rangle}} \log f(y|\mathbf{s}_i)]_{i=1 \dots l}$ ; // compute the gradient w.r.t. mask embeddings
6   for  $i \in 1 \dots l$ ;  $j \in 1 \dots |V|$  do
7      $u_{w_j}^{(i)} \leftarrow \langle \nabla_{\mathbf{e}_{\langle \text{mask} \rangle}} \log f(y|\mathbf{s}_i), \mathbf{e}_{w_j} - \mathbf{e}_{\langle \text{mask} \rangle} \rangle + \log f(y|\mathbf{s}_i)$ ; // compute the first-order
      approximation of  $\log f(y|x_1, \dots, x_{i-1}, w_j, x_{i+1}, \dots, x_n)$ 
8   end
9   Let  $R = [(i, j)]_{i \in 1 \dots l; j \in 1 \dots |V|}$ , sort  $R$  ascendingly by  $u_{w_j}^{(i)}$  as  $R_{\text{sorted}}$ ; // sort all substitutions by
   the approximated log probability
10  failure_count  $\leftarrow 0$ ; // initialize counter for consecutive failures
11  success  $\leftarrow$  empty set; // a set of words that can successfully attack  $\mathbf{x}$ 
12  for  $(i, j) \in R_{\text{sorted}}$  do // verify substitutions phase 1
13    if  $w_j \in \text{success}$  then continue;
14    if  $f(x_1, \dots, x_{i-1}, w_j, x_{i+1}, \dots, x_l) \neq y$  then
15       $\text{count}[w_j, y] \leftarrow \text{count}[w_j, y] + 1$ ;
16      success.add( $w_j$ );
17      failure_count  $\leftarrow 0$ ;
18    else
19      failure_count += 1;
20      if failure_count  $\geq m$  then break; // early stop on consecutive failures
21    end
22  end
23  failure_count  $\leftarrow 0$ ; // reset counter for consecutive failures
24  Sort  $V$  descendingly by  $\text{count}[:, y]$  as  $V_{\text{sorted}}$ ; // sort all words by the number of successful
   attacks they trigger on class  $y$ 
25  for  $w_j \in V_{\text{sorted}}$  do // verify substitutions phase 2
26    if  $w_j \in \text{success}$  then continue;
27     $i \leftarrow \arg \min_i u_{w_j}^{(i)}$ ; // find the position where  $w_j$  is most likely to succeed
28    if  $f(x_1, \dots, x_{i-1}, w_j, x_{i+1}, \dots, x_l) \neq y$  then
29       $\text{count}[w_j, y_i] \leftarrow \text{count}[w_j, y_i] + 1$ ;
30      success.add( $w_j$ );
31      failure_count = 0;
32    else
33      failure_count += 1;
34      if failure_count  $\geq m$  then break; // early stop on consecutive failures
35    end
36  end
37 end
38 for  $j \in 1 \dots |V|$  do  $\kappa[w_j] \leftarrow \sum_k \text{count}[w_j, k] / |D^+|$ ; // compute lower-bound of  $\kappa$ 
39  $\rho \leftarrow 1 - \sum_{w_j \in V} \kappa(w_j)$ ; // compute upper-bound of  $\rho$ 
40 return  $\kappa, \rho$ 
```

Appendix

Additional material providing more detail on the limitations of our work, EUBA algorithm and design choices, further analysis on single-word flip capability κ , and additional results.

The code repository is available on github (removed to maintain anonymity).

A Limitations & Ethical Considerations

A.1 Limitations

We acknowledge several limitations of our experiments and methodology. First, both proposed metrics: single-word flip capability (κ); and robustness against single-word perturbations (ρ) are task specific. Therefore, we need to compute these metrics for each new dataset and classifier. Although these metrics only need to be computed once, they can take a long time for exact estimation. Using our algorithm EUBA, we aim to alleviate this issue and make the computation of κ and ρ more efficient. We further analyze how EUBA brings us closer to the true value. The results are presented in Appendix 6.5. Second, while SP-Attack takes fluency and semantic similarity into consideration through a joint criteria defined in Eq. (4), these measurements are still proxies for fluency and similarity constraints. Thus, it is necessary to ensure that the generated adversarial examples are legitimate, i.e., the sentence is fluent and the label of the sentence has not changed. Verifying whether these attacks were indeed adversary or not is a difficult task especially in a large-scale setting; typically only a human can make this verification. We aim to address this concern in future. Lastly, this work is conducted on yet smaller language models, because smaller language models are still a decent choice for text classification tasks. We will investigate the impact of single word change on large language models as part of our future work.

A.2 Ethical Considerations

In this paper, we explore the vulnerability of classifiers against single-word perturbation, and demonstrate an efficient attack method that can achieve high attack success rate. The attack algorithm could be abused by malicious users to attack deployed classifiers. However, research on adversarial attack methods is important because the insights we gain from attack can help build more effective defense.

B EUBA: Efficient Upper Bound Algorithm

In this section, we provide additional detail on the EUBA algorithm. Section B.1 illustrates the pseudocode of the algorithm. Section B.2 showcases the time complexity required to compute ρ using brute force and how EUBA aims to make it more efficient. Lastly, Section 6.5 shows that EUBA is properly designed and configured to achieve a tighter bound than alternative designs.

B.1 Pseudocode

Pseudocode of EUBA is shown in Algorithm 1.

B.2 Time Complexity

The time complexity necessary to compute ρ with brute force is

$$O(|D^+| \cdot |V| \cdot L \cdot O(f_{\text{forward}}))$$

where L is the average length of sentences in the $|D^+|$, and f_{forward} is the forward propagation of the classifier. This is because we need to consider every word placed at every position of the sentence.

EUBA can improve the complexity to

$$O(|D^+| \cdot (L \cdot O(f_{\text{forward}} + f_{\text{backward}}) + 2m \cdot O(f_{\text{forward}})))$$

in the best case (the classifier is perfectly robust), where f_{backward} is the back propagation of the classifier. This is because we need to compute $f(y|\mathbf{s}_k)$ and $\nabla_{\mathbf{e}_{\langle \text{mask} \rangle}} \log f(y|\mathbf{s}_k)$ for all the masked sentences, and verify at least $2m$ substitutions for each example.

C SP-Attack Pipeline

After estimating κ using EUBA, we use the top M words with highest κ to craft an attack. To conduct an attack on a sentence \mathbf{x} of length l , we try to put these words at all possible positions to create a pool of $l \times M$ candidate sentences. Then, we draw samples from the pool and verify them on the classifier. We stop when we either exhaust the pool or find k candidates that change the prediction. To ensure similarity and fluency, we employ Universal Sentence Encoder (USE) (Cer et al., 2018) and BERT language models.

C.1 Time Complexity

The complexity of attack methods vary a lot depending whether it exhausts its search space to find the “best” or stops early to just find one example. The search space of BAE, TextFooler and CLARE

are all exponential to the sentence length. Our SP-Attack is $l \times M$, where l is the length of the sentence and M is the number of high- κ words we consider. Empirically, on the movie review dataset, the average number of classifier queries per example is 1460 for CLARE. For SP-Attack, the method queries 12242 times for each sentence to compute κ . After that, it costs 470 queries for each example to be attacked. Note that computing κ is a fixed overhead, once it is pre-computed, phase-2 to SP-Attack is much cheaper than CLARE.

D Analyze high- κ words

Because of the high κ value for some words, we ask how the accuracy of the classifier would change if it did not predict based on those words. We analyze the 10 words with the highest κ scores by measuring their effects on classifier accuracy. For each word, we sample two subsets of sentences from the training set, each with 1000 sentences.

- sentences with the word: We find sentences that contain this word, and measure the accuracy. We assume that removing the word does not change the label, and measure the accuracy after removing the word.
- sentences without the word: We find sentences that do not contain this word, and measure the accuracy. Then we attack these sentences using this word, and show the accuracy after the attack.

Figure 8 shows the top 10 words and the accuracies that result from these perturbations. It shows κ is task-dependent. For AG, 7 out of 10 words are related to technology. The κ for “Linux” is 49%, meaning that it can change the prediction of 49% sentences in the dataset. Although “Linux” is related to technology, it is not possible that sports or business news is suddenly better labeled as technology news because one word changes to “Linux”. It is more likely that the classifier learns a superficial correlation. On MR, the top 10 words are mostly negatives, such as “never.” Regarding accuracies, the clean accuracy for both subsets is near 100% since they are from the training set. Removing a word with a high κ does not heavily affect the performance on the AG dataset, but has a higher impact on the MR dataset. This is due to the nature of sentiment classification, where removing a negative can flip the sentiment of the sentence. Nevertheless, the accuracy is over 70% for 8 out of 10 words on MR, indicating that for many sentences in the dataset, even if negative words are removed,

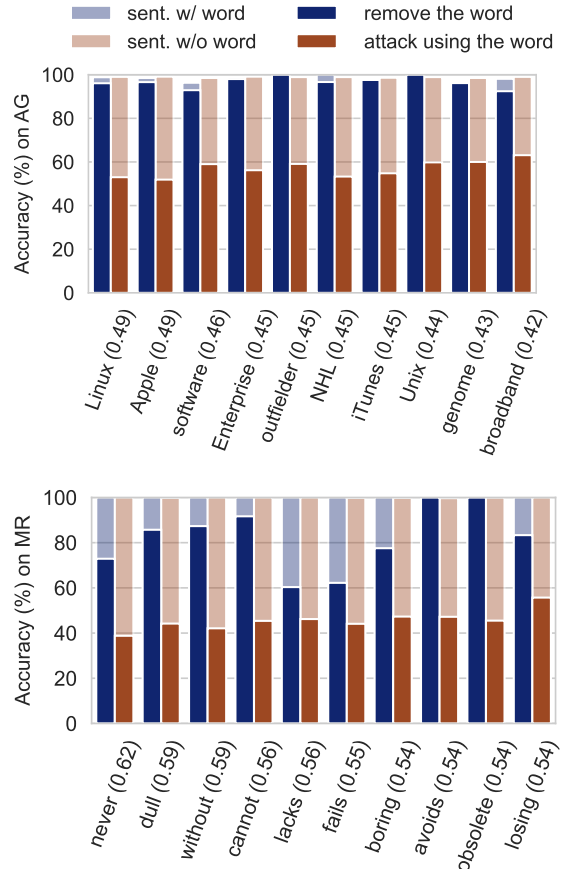


Figure 8: Top 10 words with highest κ and their effect on accuracy. The values in brackets are κ of words.

there is still enough context to classify sentiment. Adversarially substituting one word with one of the top 10 words has a severe impact on accuracy for both datasets, showing that high κ words are paid excessive attention by the classifier and can easily cause misclassification.

Dataset	Part-of-speech			
	Noun	Verb	Adjective	Adverb
AG	899	41	55	5
MR	516	330	104	44

Table 6: The part-of-speech of top-1000 high- κ words.

We also analyze the part-of-speech of the top-1000 high- κ words as shown on Table 6. High- κ words are highly task-specific. Nouns dominate the high-capacity words on the AG dataset, while the ratio of verbs is higher on the MR dataset.

E Evaluation

E.1 Experimental Setup

To show the quality and robustness of classifiers, we present several metrics in Section 6.1. Below we provide further details on the setup and usage of these metrics:

- (**CAcc**↑): clean accuracy, the accuracy of the classifier measured on the original test set.
- ρ : quantifies classifier robustness in a single-word perturbation scenario. We only consider all-letter words and ignore punctuation marks and affixes, thus reducing the vocabulary from 30k to 20k words. Unless otherwise stated, we use our own proposed algorithm EUBA to estimate ρ and set $m = 512$ by default.
- (**ASR**↓): attack success rate that shows how robust the classifier is against an adversarial attack method. We sample 1000 sentences from the test set for an attack.
- (**ASR1**↓): a constrained attack where other methods are forced to only perturb one word. We evaluate the ASR for these adversarial examples and denote it as ASR1 (↓). This allows us to measure the efficacy of other attack methods under such constraints.

E.2 Human Evaluation

For each dataset, sample 100 examples where all three attack methods succeed, then use MTurk to annotate semantic similarity, fluency, and label preservation.

Semantic Similarity: The original sentence and adversarial sentence are presented to the annotator. The annotators will rate the similarity with score 1 to 5, where 1 is Strongly Disagree; 2 is Disagree; 3 is Not Sure; 4 is Agree; 5 is Strongly Agree.

Fluency: The adversarial sentence is shown to the annotator. They annotate the fluency with score 1 to 5, where the scoring guideline is

- 1 - bad: The sentence makes absolutely no sense.
- 2: The sentence is full of grammar errors and can barely make sense.
- 3 - ok: The sentence contains some grammar errors, but can be understood.

- 4: The sentence is fluent, meaningful with few grammar errors.
- 5 - excellent: The sentence is fluent, meaningful and free of grammar errors.

Label Preservation: We show the adversarial sentence and ask whether the sentence belongs to a certain label. The annotator can select from the following list

- Disagree
- Not Sure
- Agree

For each example and each annotation task, we collect annotations from 2 workers. For Semantic Similarity and Fluency, we report the average score of all the annotations we collect. For Label Preservation, we report the percentage of "Agree" among all annotations.

Worker Qualification: We choose workers located in the United States, that completed at least 1,000 previous tasks with historical annotation approval rate greater than 95%.

Annotator Agreement: Here is the inter-annotation agreement. In Table 7 IAA represents the percentage of examples where two annotators give exactly the same annotation. For Similarity and Fluency, since it is a 5-likert rating, we also report the average difference between two annotators.

Label Preservation annotation has much higher IAA because it is a more objective task, while Similarity and Fluency annotations have high variance.

	Similarity		Fluency		Preserve Label
	Diff.	IAA	Diff.	IAA	IAA
AG	0.87	30.7%	1.59	33.3%	83.3%
MR	1.12	42.0%	0.88	27.7%	79.0%

Table 7: Human annotation inter-annotator agreement. "Diff." means the average difference between two annotators on the same example.

E.3 Result Tables

Table 8 shows the training time for SP-Defense and baseline methods. We find SP-Defense is significantly more efficient than A2T.

Results of BERT and distilBERT are shown in Table 9 and Table 10. Additional results of RoBERTa are shown in Figure 9, Figure 10 and

	AG	MR	SST2	HATE
Rand	1.1	0.7	0.5	0.7
A2T	15.0	3.5	7.1	13.6
SAP-Defense	1.4	1.1	1.1	1.4

Table 8: Compare training time (hour) of defense methods on BERT-base classifier.

Table 11. The conclusion we draw for BERT and distilBERT still holds for RoBERTa. SP-Attack is comparable with baseline attack methods while SP-Defense outperforms baselines in most cases.

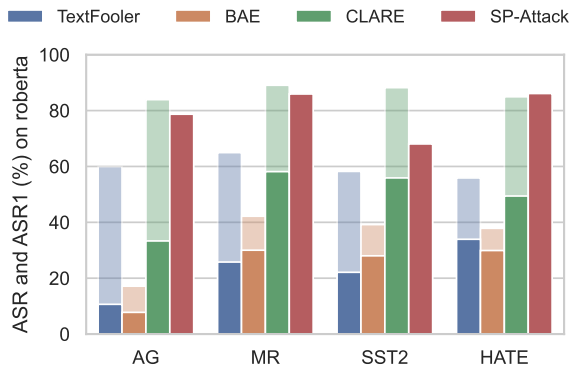


Figure 9: ASR(\uparrow) and ASR1(\uparrow) on vanilla RoBERTa-base classifiers. The translucent (taller) bars represent ASR, while the solid (shorter) bars represent ASR1. For SP-Attack, ASR and ASR1 are the same.

	Defense	CAcc	Robustness		TextFooler		BAE		CLARE		SP-A
			ρ	ρ^*	ASR	ASR1	ASR	ASR1	ASR	ASR1	ASR
AG BERT	NA	93.7	91.5	90.1	65.2	11.1	19.3	6.9	84.4	32.6	82.7
	Rand	92.0	96.3	93.1	61.7	10.1	17.0	6.7	83.2	28.7	66.2
	A2T	93.4	96.2	92.9	58.7	8.0	16.1	7.0	79.8	23.7	62.7
	SP-D	94.3	97.4	94.1	60.9	8.1	18.2	5.1	81.4	19.0	33.7
MR BERT	NA	87.7	86.4	77.2	72.4	35.6	41.3	27.5	90.0	59.6	93.5
	Rand	87.5	98.2	80.7	67.2	31.7	45.5	30.1	88.0	55.5	84.2
	A2T	88.3	90.4	76.2	64.6	26.4	43.8	27.0	87.7	54.0	69.3
	SP-D	87.5	99.8	83.1	60.1	22.9	40.6	24.9	80.4	41.7	61.8
SST BERT	NA	80.6	74.7	76.6	63.6	28.8	42.8	29.4	87.5	57.6	82.1
	Rand	79.8	82.1	79.7	66.0	29.6	44.2	29.8	86.1	53.1	77.9
	A2T	80.4	76.5	74.9	65.2	28.0	42.7	29.6	85.4	52.0	69.5
	SP-D	79.3	90.0	80.5	62.8	22.6	42.6	25.9	84.7	43.4	68.8
HATE BERT	NA	94.5	72.6	71.4	57.2	33.9	37.9	31.1	83.6	49.0	92.1
	Rand	94.3	86.3	83.2	56.0	28.0	32.8	24.3	82.1	45.8	89.2
	A2T	93.4	87.1	82.1	53.3	15.4	34.3	21.4	83.1	42.9	87.3
	SP-D	93.7	96.6	92.5	55.8	14.4	24.9	13.1	75.6	25.2	64.4

Table 9: CAcc (\uparrow), ρ (\uparrow) and ASR (\downarrow) on the original and improved BERT-base classifiers. SP-Attack and SP-Defense are abbreviated as SP-A and SP-D respectively. ASR and ASR1 are the same for SP-Attack.

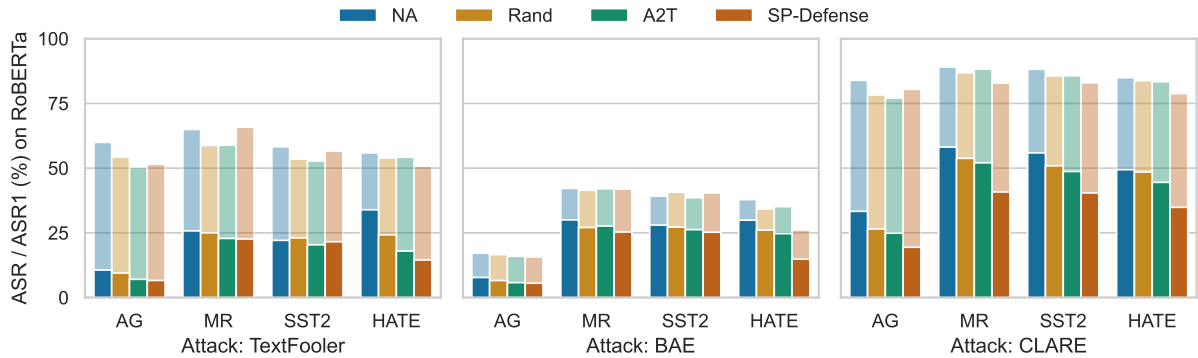


Figure 10: ASR (\downarrow) and ASR1 (\downarrow) of TextFooler, BAE and CLARE on vanilla and improved RoBERTa-base classifiers. NA denotes the vanilla classifier.

	Defense	CAcc	Robustness		TextFooler		BAE		CLARE		SP-A
			ρ	ρ^*	ASR	ASR1	ASR	ASR1	ASR	ASR1	ASR
AG distilBERT	NA	94.0	91.7	91.6	73.1	13.4	21.6	7.9	88.1	30.3	89.9
	Rand	94.2	95.4	92.0	69.4	12.2	22.0	7.1	86.9	28.0	69.5
	A2T	94.0	95.3	92.6	61.2	8.3	19.0	6.1	83.3	21.6	64.8
	SP-D	94.3	97.6	93.6	64.1	7.7	16.9	4.9	83.4	20.2	43.1
MR distilBERT	NA	85.9	85.6	72.7	70.4	35.5	44.8	31.4	89.8	63.9	73.2
	Rand	86.0	96.5	78.1	75.5	34.9	46.5	30.0	89.7	57.2	92.2
	A2T	85.0	85.1	73.4	68.6	29.5	46.8	32.1	89.3	57.6	88.8
	SP-D	85.1	99.8	79.6	71.0	24.7	45.8	26.7	86.8	40.2	73.4
SST distilBERT	NA	78.7	75.8	74.3	68.9	32.1	45.4	30.0	88.2	59.6	85.1
	Rand	78.0	81.1	78.3	69.2	32.1	42.8	29.1	87.9	56.0	87.2
	A2T	78.3	77.7	76.1	65.5	26.1	43.7	29.5	87.1	54.7	80.5
	SP-D	78.2	88.3	80.2	68.9	26.9	45.8	27.8	84.8	48.9	73.0
HATE distilBERT	NA	93.3	73.8	72.9	59.8	33.7	37.5	29.6	85.9	48.1	94.2
	Rand	93.1	85.6	82.6	59.8	26.4	34.0	23.4	83.7	49.0	91.3
	A2T	93.2	86.1	82.0	61.4	19.6	34.1	23.0	83.0	47.9	89.5
	SP-D	92.0	96.9	91.6	53.9	13.4	21.2	10.4	78.1	29.8	68.4

Table 10: CAcc (\uparrow), ρ (\uparrow) and ASR (\downarrow) on the original and improved distilBERT-base classifiers. SP-Attack and SP-Defense are abbreviated as SP-A and SP-D respectively. ASR and ASR1 are the same for SP-Attack.

	Defense	CAcc	Robustness		TextFooler		BAE		CLARE		SP-A
			ρ	ρ^*	ASR	ASR1	ASR	ASR1	ASR	ASR1	ASR
AG RoBERTa	NA	93.9	91.7	92.8	60.0	10.6	17.1	7.8	83.9	33.3	78.7
	Rand	93.9	95.1	94.6	54.3	9.5	16.6	6.6	78.3	26.5	58.8
	A2T	93.3	95.9	93.3	50.3	7.1	16.0	5.8	77.1	24.9	53.6
	SP-D	93.6	97.8	95.3	51.5	6.6	15.7	5.6	80.4	19.4	14.9
MR RoBERTa	NA	89.6	87.6	79.0	65.0	25.8	42.2	30.0	89.1	58.1	85.9
	Rand	88.3	98.2	83.2	58.8	25.0	41.4	27.1	86.9	53.8	66.3
	A2T	89.7	89.7	79.9	58.9	22.9	42.0	27.6	88.3	52.1	58.5
	SP-D	89.2	99.9	83.9	65.8	22.6	41.9	25.3	82.8	40.8	26.9
SST RoBERTa	NA	81.4	76.1	78.8	58.2	22.1	39.2	28.0	88.2	55.9	68.1
	Rand	82.3	87.1	81.4	53.5	23.1	40.7	27.2	85.7	50.9	67.2
	A2T	81.9	78.8	81.7	52.7	20.4	38.6	26.3	85.7	48.7	68.7
	SP-D	81.1	90.3	84.1	56.6	21.6	40.4	25.3	83.0	40.4	70.8
HATE RoBERTa	NA	94.3	73.1	72.7	55.9	33.9	37.9	29.9	84.9	49.4	86.1
	Rand	94.4	88.5	86.1	53.9	24.3	34.2	26.1	83.8	48.5	78.6
	A2T	93.9	86.4	82.3	54.2	18.0	35.1	24.7	83.4	44.5	78.7
	SP-D	92.9	96.6	91.5	50.8	14.5	26.2	14.9	78.8	34.9	32.3

Table 11: CAcc (\uparrow), ρ (\uparrow) and ASR (\downarrow) on the original and improved RoBERTa-base classifiers. SP-Attack and SP-Defense are abbreviated as SP-A and SP-D respectively. ASR and ASR1 are the same for SP-Attack.