

Two Heads Are Better Than One: Integrating Knowledge from Knowledge Graphs and Large Language Models for Entity Alignment

LINYAO YANG and HONGYANG CHEN*, Zhejiang Lab, China

XIAO WANG, Anhui University, China

JING YANG and FEI-YUE WANG, Institute of Automation, Chinese Academy of Sciences, China

HAN LIU, Dalian University of Technology, China

Entity alignment, which is a prerequisite for creating a more comprehensive Knowledge Graph (KG), involves pinpointing equivalent entities across disparate KGs. Contemporary methods for entity alignment have predominantly utilized knowledge embedding models to procure entity embeddings that encapsulate various similarities—structural, relational, and attributive. These embeddings are then integrated through attention-based information fusion mechanisms. Despite this progress, effectively harnessing multifaceted information remains challenging due to inherent heterogeneity. Moreover, while Large Language Models (LLMs) have exhibited exceptional performance across diverse downstream tasks by implicitly capturing entity semantics, this implicit knowledge has yet to be exploited for entity alignment. In this study, we propose a Large Language Model-enhanced Entity Alignment framework (LLMEA), integrating structural knowledge from KGs with semantic knowledge from LLMs to enhance entity alignment. Specifically, LLMEA identifies candidate alignments for a given entity by considering both embedding similarities between entities across KGs and edit distances to a virtual equivalent entity. It then engages an LLM iteratively, posing multiple multi-choice questions to draw upon the LLM’s inference capability. The final prediction of the equivalent entity is derived from the LLM’s output. Experiments conducted on three public datasets reveal that LLMEA surpasses leading baseline models. Additional ablation studies underscore the efficacy of our proposed framework.

CCS Concepts: • **Computing methodologies** → **Artificial intelligence**; *Knowledge representation and reasoning*; Natural language processing.

Additional Key Words and Phrases: Entity alignment, Large language model, Knowledge fusion

ACM Reference Format:

Linyao Yang, Hongyang Chen, Xiao Wang, Jing Yang, Fei-Yue Wang, and Han Liu. 2023. Two Heads Are Better Than One: Integrating Knowledge from Knowledge Graphs and Large Language Models for Entity Alignment. *J. ACM* 37, 4, Article 111 (August 2023), 20 pages. <https://doi.org/XXXXXXXX.XXXXXXX>

*Corresponding author.

Authors’ addresses: Linyao Yang, yangly@zhejianglab.com; Hongyang Chen, dr.h.chen@ieee.org; hongyang@zhejianglab.com, Zhejiang Lab, Hangzhou, Zhejiang, China, 311121; Xiao Wang, Anhui University, Hefei, Anhui, China, 230039, xiao.wang@ahu.edu.cn; Jing Yang, yangjing2020@ia.ac.cn; Fei-Yue Wang, feiyue.wang@ia.ac.cn, Institute of Automation, Chinese Academy of Sciences, Beijing, China, 100190; Han Liu, liu.han.dut@gmail.com, Dalian University of Technology, Dalian, Liaoning, China, 116081.

Permission to make digital or hard copies of all or part of this work for personal or classroom use is granted without fee provided that copies are not made or distributed for profit or commercial advantage and that copies bear this notice and the full citation on the first page. Copyrights for components of this work owned by others than the author(s) must be honored. Abstracting with credit is permitted. To copy otherwise, or republish, to post on servers or to redistribute to lists, requires prior specific permission and/or a fee. Request permissions from permissions@acm.org.

© 2023 Copyright held by the owner/author(s). Publication rights licensed to ACM.

ACM 0004-5411/2023/8-ART111

<https://doi.org/XXXXXXXX.XXXXXXX>

1 INTRODUCTION

Knowledge Graphs (KGs) encapsulate real-world knowledge in the form of triples, resulting in heterogeneous graphs where concepts are represented as nodes and the relationships between these concepts are represented as edges [22]. In recent years, the proliferation of KGs has been remarkable, with various KGs such as DBpedia [15] and YAGO [24] being developed. KGs inherently present the overarching structure of knowledge and reasoning chains in a readable format, making them applicable for knowledge modeling. Consequently, KGs have been effectively leveraged in a wide array of knowledge-centric applications, such as few-shot learning [9], recommendation systems [6, 20, 28, 31], and drug discovery [17].

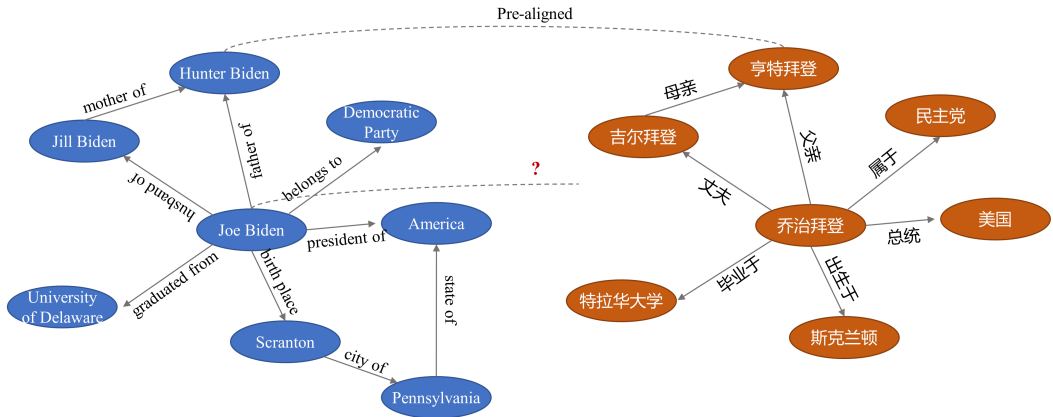


Fig. 1. An illustration of entity alignment between an English KG and a Chinese KG.

In practical settings, a KG is typically constructed from a solitary data source. Owing to the expansive nature of worldly knowledge, achieving complete coverage for one single KG remains improbable. Meanwhile, multiple different KGs may store extra or complementary knowledge. For instance, general KGs usually only contain some common encyclopedia knowledge, whereas more detailed domain knowledge can be found in specific domain KGs. Consequently, entity alignment that aims at identifying equivalent entities across KGs to integrate multiple KGs into a consolidated one has garnered substantial research attention. Fig. 1 illustrates an example of entity alignment. Typically, it involves computing the similarities between entities across KGs. Most recent entity alignment methods [4, 33, 40] resort to knowledge embedding models or graph neural networks [13, 39, 60] to learn embeddings capturing entities' similarities. To capture different aspects of proximities between entities, diverse embeddings are learned based on different kinds of information such as structure, name, and relation, which are then attentively fused to learn the comprehensive similarities between entities [46, 55, 57]. Most of these information fusion methods are early fusion [58] methods, which combines information captured from multiple aspects into a low-dimensional space. However, different aspects of information have heterogeneous features, making it not a trivial task to align their semantics and effectively fuse their complementary information.

In recent years, Large Language Models (LLMs) have showcased remarkable performance across various natural language processing applications, including question answering [52], social network analysis [54], and text generation [29]. With the escalation in model size, recent LLMs like ChatGPT have demonstrated emergent capabilities, revealing significant potential across diverse applications such as code generation [37], recommendation [42], and gameplay [7]. Moreover, research has

unveiled that LLMs possess the ability to effectively retain certain facts and knowledge embedded within the training corpus. As illustrated in the example depicted in Fig. 2, LLMs pretrained on vast corpora from various sources encapsulate extensive knowledge about real-world entities, implicitly capturing similarities between entities across KGs. Drawing upon this knowledge, they can discern entities that represent the same concept but possess different surface names. Consequently, LLMs can be leveraged to identify equivalent entities, an avenue that remains largely unexplored in the existing literature.

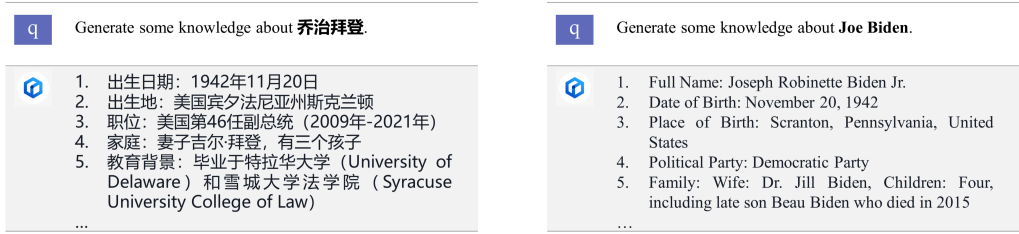


Fig. 2. An illustration about LLMs modeling semantic knowledge of entities.

To integrate semantic knowledge from both KGs and LLMs, we propose a novel framework termed Large Language Model enhanced Entity Alignment framework (LLMEA). Conventional methods often rely on calculating entity name embeddings based on word embeddings from LLMs to utilize the knowledge from LLMs. However, this approach is limited to word-level similarity and fails to harness the profound semantics and inference capabilities inherent in LLMs. The recent advancement in prompt engineering techniques offers a promising avenue for interacting with LLMs effectively. Hence, a straightforward approach involves framing entity alignment as prompts to leverage the wealth of knowledge encoded within LLMs. For instance, we can task LLMs with discerning the equivalent entity to "Joe Biden" among all entities within a Chinese KG. However, this approach not only disregards the crucial structural knowledge within KGs but also proves insufficient for tackling large-scale entity alignment challenges due to the inherent input token size limitations of LLMs. Furthermore, inundating LLMs with too many options can potentially distort their judgment, leading to erroneous outcomes.

To address these limitations, we introduce a method to filter candidate alignment entities for the target entity based on the structural features of KGs and the internal knowledge of LLMs. Specifically, we employ a Relation-Aware Graph Attention network (RAGAT) to learn entity embeddings that capture structural and relational similarities. Subsequently, candidate equivalent entities are identified based on the learned embedding similarity. Simultaneously, we utilize an LLM to generate a virtual equivalent entity by leveraging its internal knowledge through a carefully designed knowledgeable prompt. Additional candidate entities are then identified based on the edit distance to the virtual equivalent entity. Ultimately, these candidate entities are presented as options to form multi-choice questions, which are input into the LLM to predict the final alignment result. Furthermore, we decompose the multi-choice question task into multiple rounds of choices to mitigate confusion and lengthy chain of thought arising from an excessive number of options. LLMEA can be regarded as a novel late fusion method of knowledge from KGs and LLMs.

The primary contributions of this paper are summarized as follows:

- We propose the LLMEA framework for entity alignment, which effectively fuses the knowledge from KGs and LLMs and employs the exceptional inference ability of LLMs. To the best of our knowledge, we are the first to exploit LLMs to enhance entity alignment.

- We design a novel prompt method to leverage the internal knowledge of LLMs for filtering candidate entities. Additionally, we propose an entity alignment prediction method based on multi-choice questions, providing a distinctive approach to this task.
- Experimental results show that the proposed LLMEA framework achieves state-of-the-art performance across three datasets. These results serve as compelling evidence of the framework's effectiveness in advancing entity alignment methodologies.

The remainder of this paper is organized as follows: Section 2 provides an overview of existing trends and techniques for entity alignment and LLMs. Section 3 introduces the details of the proposed LLMEA framework. Following that, Section 4 presents the empirical evaluation. Lastly, Section 5 summarizes the main conclusions of this paper.

2 RELATED WORK

In this section, we present relevant efforts in entity alignment and highlight recent advances in LLMs, with a particular focus on their knowledgeable applications.

2.1 Entity Alignment

Entity alignment endeavors to identify entities sharing the same real-world identity across disparate KGs, which is a critical process for amalgamating knowledge from multiple KGs. This endeavor holds potential to enhance various downstream KG applications, including knowledge graph completion [50] and entity classification [51]. Early attempts at entity alignment primarily rely on crowdsourcing or manually crafted features, which are labor-intensive and inefficient. In recent years, with the advent of representation learning, embedding-based techniques have emerged as the predominant approach for entity alignment [59]. These methods typically represent entities as low-dimensional vectors based on a limited number of pre-aligned alignment seeds, effectively capturing semantic proximities among entities and facilitating scalability to large-scale KGs.

Some subset embedding-based methods exclusively utilize structural embeddings to measure entity similarity across KGs. For instance, MTransE [4] employs TransE [1] to learn structural embeddings from triples. IPTransE [61] iteratively refines TransE embeddings by considering highly confident aligned entities. BootEA [34] proposes a bootstrapping approach, iteratively labeling likely equivalent entities as training data for learning alignment-oriented KG embeddings. GCN-Align [40] is the first to utilize Graph Convolutional Networks (GCNs) to learn entity embeddings, thereby representing different KGs in a unified vector space through parameter sharing. KECG [16] extends the Graph Attention Network (GAT) to ignore unimportant neighbors for alignment via an attention mechanism. AliNet [36] introduces a novel GCN that aggregates both direct and distant neighborhood information while learning entity representation, aiming to mitigate non-isomorphism in neighborhood structures. RREA [27] designs a relation reflection transformation operation to acquire relation-specific embeddings for each entity, constraining the transformation matrix to be orthogonal to maintain unchanged norms and relative distances.

Several other embedding-based entity alignment methods propose the acquisition of embeddings that encapsulate diverse facets of proximities, encompassing attributes, semantic information from names, and other auxiliary information. These distinct embeddings are subsequently combined to assess the similarity between entities. For instance, JAPE [33] introduces a unified embedding model that preserves attributes jointly, embedding the structures of two KGs into a unified vector space and refining it by exploiting attribute correlations within the KGs. JarKA [3] introduces a joint framework that consolidates alignments deduced from both attributes and structures. CEA [55] employs three key features—structural, semantic, and string signals—to capture varying aspects of entity similarity across different KGs. DAT [57] devises a co-attention network to dynamically adjust

the significance of structural and semantic embeddings in a degree-aware manner. MCLEA [18] integrates embeddings for diverse features, including structure, relation, attribute, name, and image, for entity alignment between two different multimodal KGs. It also introduces a trainable attention module to fuse different embeddings in a weighted concatenation fashion. These methods have achieved improved entity alignment performance by integrating more complementary information. However, a modality gap exists between different feature aspects, posing challenges to their fusion. For example, entity names describe word-level semantics, while images can only capture pixel-level similarity between entities' images. The effective alignment of semantics across various feature aspects and the integration of their complementary information remain open challenges. Moreover, the rich semantic knowledge in LLMs has not been exploited for entity alignment.

Most existing entity alignment methods opt to directly designate the candidate entity with the highest embedding similarity as the equivalent entity, disregarding the prevalent one-to-one alignment constraint observed in real-world applications. To enforce one-to-one alignment, some methods [55, 62] formulate alignment prediction as a stable matching problem and solve it using the deferred acceptance algorithm. Alternatively, IPEA [49] formulates the counterpart assignment problem as an integer programming task, ensuring stable matching while adhering to the one-to-one assignment constraint. CEAFF [56] introduces a reinforcement learning-based approach to collectively align entities, integrating coherence and exclusiveness constraints to restrict collective alignment. However, as a typical NP-hard problem, achieving one-to-one alignment is challenging. These methods are time-consuming and are challenging to extend to large-scale alignment problems.

2.2 Large Language Models

LLMs are a type of language model pretrained on a large corpus in an unsupervised manner [12]. Typically, LLMs are trained to predict masked or next tokens based on the context, enabling them to capture the semantic knowledge of a language and generate universal representations of words. Following pretraining, LLMs undergo fine-tuning through supervised learning and optimization using Reinforcement Learning from Human Feedback (RLHF) [5]. This process equips them with the capability to perform complex tasks and generate content aligned with human values. Additionally, it has been observed that as the parameter size surpasses a certain threshold, LLMs demonstrate some unexpected emergent abilities [41] not observed in smaller pretrained language models. These abilities include logical reasoning, chain-of-thought, and mathematical reasoning. Consequently, LLMs have been applied to various downstream applications [11] and have achieved remarkable performance.

Despite their exceptional performance, LLMs still encounter challenges in effectively modeling factual knowledge and relationships between concepts [2]. These challenges arise when LLMs attempt to retrieve relevant knowledge and apply accurate information for tasks grounded in knowledge. To address this issue, some studies propose augmenting LLMs with KGs for fact-aware language modeling [48]. Existing research has investigated integrating KGs into LLMs at three stages: pretraining, fine-tuning, and application. These KG-enhanced LLMs consistently demonstrate improved performance compared to plain LLMs across various knowledge-grounded tasks, including named entity recognition [21], information extraction [23], and question answering [52]. Furthermore, these LLMs showcase enhanced factual knowledge, facilitating more precise entity matching. Therefore, LLMs can also be leveraged to enrich KGs [14] with their inherent semantic knowledge, potentially enhancing entity alignment—an area that remains underexplored.

Nevertheless, due to their implicit modeling of knowledge, retrieving appropriate information from LLMs poses a challenging task. Most existing studies propose eliciting knowledge from LLMs using prompts. For instance, LPAQA [10] seeks to accurately assess the knowledge encapsulated within LLMs by automatically discovering more effective prompts for the querying evaluation

process. AutoPrompt [32] suggests retrieving knowledge from LLMs by reformulating tasks as fill-in-the-blank problems and devises an automated method to generate prompts for a diverse range of tasks based on gradient-guided search. Liu et al. [19] designed a set of prompts to guide LLMs in generating knowledgeable content.

Building upon previous studies, we design a knowledge prompt to extract information from LLMs. We formulate entity alignment as a multi-choice question problem with the goal of integrating knowledge from KGs and LLMs, thereby leveraging the inference ability inherent in LLMs.

3 METHODOLOGY

This section formulates the mathematical problem of entity alignment and presents the details of our proposed LLMEA framework.

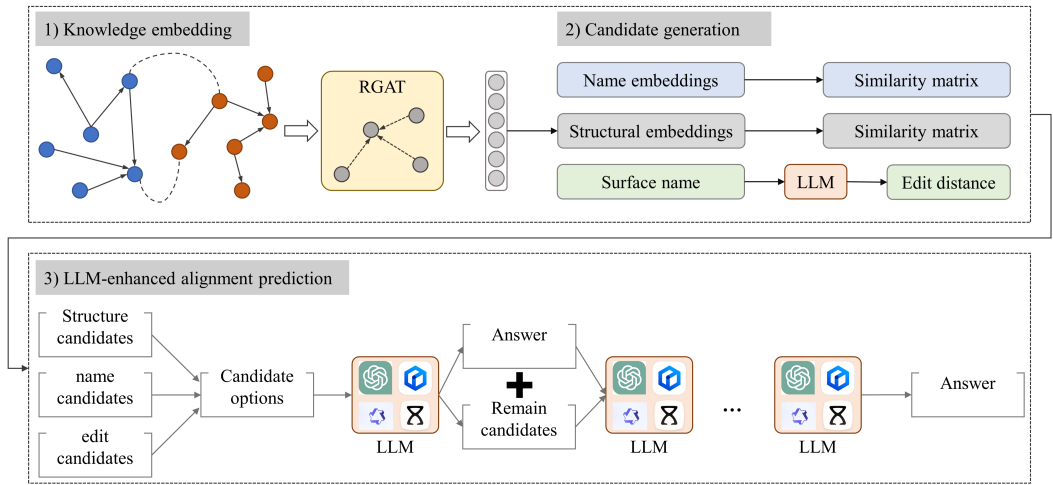


Fig. 3. An overview of LLMEA. The framework comprises three distinct phases: knowledge embedding, candidates generation, and LLM-enhanced alignment prediction.

3.1 Overview

An KG can be formally defined as a graph $G = (E, R, T)$, where E , R , and T are three sets comprising entities, relations, and triples, respectively. Each triple is in the form of $\langle h, r, t \rangle$, where $r \in R$ represents a relationship between the head entity $h \in E$ and the tail entity $t \in E$. Additionally, each entity e_i in G is associated with a surface name n_i , serving as a crucial semantic feature that imparts practical meaning to entity alignment. Given two KGs $G_1 = (E_1, R_1, T_1)$ and $G_2 = (E_2, R_2, T_2)$, the objective of entity alignment is to identify potentially equivalent entities between them.

Fig. 3 illustrates the overview of our LLMEA framework. The main idea is to devise an entity alignment model that integrates knowledge from KGs and LLMs and capitalize on the inference ability of LLMs to enhance alignment performance. To achieve this, we first learn structural embeddings from relational triples to harness the structural knowledge of KGs. More specifically, we employ an RAGAT to learn entity embeddings that capture both structural and relational proximities. Based on these structural embeddings, we generate a set of candidate entities that are similar to the target entity in terms of structure. We also calculate name similarity based on pretrained word embeddings to incorporate the word-level semantics of KGs and generate another set of candidate entities. Concurrently, the LLM is utilized to generate a virtual equivalent entity

through a carefully designed prompt. Subsequently, another set of candidate entities is generated based on the edit distance to the virtual equivalent entity. These candidate entities serve as options to formulate a set of multi-choice questions. Ultimately, the alignment entity is predicted based on the LLM’s answer.

3.2 Knowledge Embedding

The Graph Attention network (GAT) [38] is an effective neural network for learning with structured data, which dynamically adjusts the weights of different neighborhoods while aggregating neighboring information through an attention mechanism. Specifically, with a standard GAT layer, the hidden state $\mathbf{h}_i \in \mathbb{R}^d$ of entity e_i is formulated as:

$$\mathbf{h}_i = \sigma \left(\sum_{j \in \mathcal{N}_i} \alpha_{ij} \mathbf{W} \mathbf{h}_j \right). \quad (1)$$

Here, d represents the hidden size, \mathbf{h}_j denotes the embedding of entity e_j obtained by this layer, and \mathcal{N}_i is the neighbor set of e_i . \mathbf{W} represents a trainable linear transformation matrix, and α_{ij} represents the coefficient between e_i and e_j , which is calculated with the self-attention mechanism:

$$\alpha_{ij} = \frac{\exp(\eta(\mathbf{a}^T [\mathbf{W} \mathbf{h}_i \oplus \mathbf{W} \mathbf{h}_j]))}{\sum_{u \in \mathcal{N}_i} \exp(\eta(\mathbf{a}^T [\mathbf{W} \mathbf{h}_i \oplus \mathbf{W} \mathbf{h}_u]))}, \quad (2)$$

where $\mathbf{a} \in \mathbb{R}^{2d}$ is a trainable parameter, \oplus denotes the concatenation operation, and η is the LeakyReLU nonlinear activation function. In existing GAT-based entity alignment methods [16, 18], the transformation matrix \mathbf{W} is constrained to be diagonal, which leads to a reduction in the number of trainable parameters and in turn prevents overfitting and performance degradation.

However, the vanilla GAT fails to capture diverse relationships between entities, neglecting entities’ relation proximities. To address this limitation, several relation-aware entity alignment methods [25–27] incorporate relation information while computing attention scores between entities. Inspired by these studies, we employ an RAGAT to learn embeddings for entities. Specifically, the output hidden representation from an RAGAT layer is obtained as follows:

$$\mathbf{h}_i = \sigma \left(\sum_{j \in \mathcal{N}_i} \alpha_{ij} \mathbf{M}_{ij} \mathbf{h}_j \right), \quad (3)$$

where \mathbf{M}_{ij} is the relation-aware transformation matrix corresponding to the relation between e_i and e_j . To project entity embeddings into different relational hyperplanes and construct relation-specific embeddings, \mathbf{M}_{ij} is calculated as follows:

$$\mathbf{M}_{ij} = \mathbf{I} - 2\mathbf{h}_r \mathbf{h}_r^T, \quad (4)$$

where \mathbf{I} is the identity matrix, and \mathbf{h}_r represents the embedding of the corresponding relation between e_i and e_j . Here, \mathbf{h}_r is normalized to ensure $\|\mathbf{h}_r\|_2 = 1$, so that \mathbf{M}_{ij} is an orthogonal matrix:

$$\mathbf{M}_{ij}^T \mathbf{M}_{ij} = \left(\mathbf{I} - 2\mathbf{h}_r \mathbf{h}_r^T \right)^T \left(\mathbf{I} - 2\mathbf{h}_r \mathbf{h}_r^T \right) = \mathbf{I} - 4\mathbf{h}_r \mathbf{h}_r^T + 4\mathbf{h}_r \mathbf{h}_r^T \mathbf{h}_r \mathbf{h}_r^T = \mathbf{I}. \quad (5)$$

This ensures that for two entities transformed into the same relational hyperplane, their norms and relative distances are retained after transformation.

Similar to the vanilla GAT, α_{ij} represents the attention coefficient between e_i and e_j , which is computed by the following equation:

$$\alpha_{ij} = \frac{\exp(\mathbf{q}^T \mathbf{h}_{ij})}{\sum_{u \in \mathcal{N}_i} \exp(\mathbf{q}^T \mathbf{h}_{iu})}, \quad (6)$$

where \mathbf{h}_{ij} represents the complementary edge embedding, computed as:

$$\mathbf{h}_{ij} = \sigma(\mathbf{h}_i + \mathbf{h}_j). \quad (7)$$

Since RAGAT can only capture information from neighboring nodes, we stack multiple layers of RAGAT to aggregate multi-hop neighborhood information. The final output structural embeddings of entity e_i are obtained by concatenating the embeddings from all the RAGAT layers:

$$\mathbf{h}_i^{\text{out}} = [\mathbf{h}_i^0 \parallel \mathbf{h}_i^1 \parallel \dots \parallel \mathbf{h}_i^l], \quad (8)$$

where \mathbf{h}_i^0 represents the initial embedding of e_i , and \mathbf{h}_i^l denotes the hidden representation of the l -th RAGAT layer.

The goal of the structural embedding model is to bring equivalent entities close to each other in a unified vector space. To achieve this goal, we employ a pair of RAGAT models with parameter sharing to represent the two KGs into a unified vector space and adopt the following triplet loss function to optimize the model:

$$\mathcal{L} = \sum_{(e_i, e_j) \in \mathcal{P}} [\delta + \text{dist}(e_i, e_j) - \text{dist}(\tilde{e}_i, \tilde{e}_j)]_+, \quad (9)$$

where \mathcal{P} denotes the set of alignment seeds, δ is a fixed margin, and $[x]_+$ means the $\max(x, 0)$ function. $\text{dist}(e_i, e_j)$ represents the distance between the embeddings of e_i and e_j , calculated using the L2 distance:

$$\text{dist}(e_i, e_j) = \left\| \mathbf{h}_i^{\text{out}} - \mathbf{h}_j^{\text{out}} \right\|_2^2. \quad (10)$$

\tilde{e}_i and \tilde{e}_j represent the corresponding negative entity of e_i and e_j . To enhance the model's performance on those hard entity pairs, we design a negative sample pool that retains the nearest non-aligned target for each entity in the vector space after each training step. This negative sample pool allows us to quickly retrieve hard negative entities, thereby improving both performance and convergence.

To leverage the semantic similarity of entity names at the word level, we also compute name embeddings for entities. For each pair of KGs, the non-English entity names are translated to English using Google Translate, and the name embeddings are calculated with pretrained word vectors from glove.840B.300d. Specifically, for the sake of simplicity and generality, we choose averaged word embeddings to initialize name embeddings for entities. These name embeddings do not necessitate additional training and can straightforwardly represent semantics. For entity e_i , its name embedding is denoted as \mathbf{n}_i . It is essential to recognize that accurately predicting equivalent entities based solely on name embeddings is challenging. One reason is that Google Translate may not consistently provide accurate translations for entities, particularly for those with special symbols that are infrequently encountered. Additionally, this embedding method cannot distinguish the order of words and provides the same embedding for entities with the same word set but with a different order of words.

3.3 Candidates Generation

After obtaining the structure and name embeddings of entities, we generate two sets of candidate alignment entities based on the embedding similarity between the two KGs. For structural embedding similarity, we employ cosine similarity to measure the similarity between two entities. Regarding name embedding similarity, we utilize negative L2 distance as the similarity metric. Subsequently, with the learned structure embedding \mathbf{H} and name embedding \mathbf{N} , we calculate the structural similarity matrix and the name similarity matrix denoted as \mathbf{M}^s and \mathbf{M}^n , respectively. In these similarity matrices, rows represent source entities, columns represent target entities, and each element in a matrix signifies the similarity score between a pair of source and target entities. Based on these similarity matrices, two sets of k candidate entities with the highest similarity in structure and name to the target entity for alignment are generated, denoted as O_s and O_n . These two sets of entities are then utilized as two sets of options for the multi-choice questions.

Prompt

You are an engineer and you need to search for the English information corresponding to the entity <mask>. So what is the most likely English name of the entity? Note that you can only choose one and you need to directly output the entity without other words. Examples:

Input: 阿卜杜拉·居尔
Output: Abdullah Gül

Input: アリアンツ・リヴィエラ
Output: Allianz Riviera

Input: **Président_fédéral_(Allemagne)**
Output: President of Germany

Fig. 4. Prompt for virtual equivalent entity generation from a LLM.

These two sets of candidate entities exclusively utilize the knowledge from KGs. However, LLMs also contain knowledge that captures the semantics and cross-KG consistency of entities. Nevertheless, accessing knowledge directly from LLMs is challenging. To explore the cross-lingual consistency knowledge of entities in LLMs, we design a knowledge prompt to guide an LLM to generate a virtual equivalent entity in the target language for the target entity to be aligned. The proposed knowledge prompt is illustrated in Fig. 4, where <mask> represents the target entity to be aligned. The demonstration examples are manually crafted based on a few alignment seeds, aiding the LLM in understanding the task and generating more structured outputs. Our primary objective is to harness the translation and formatting generation capabilities of LLMs to produce virtual equivalent entities that closely resemble the true equivalent entities.

Prompt

Which option is most likely to refer to the same entity as <mask>? You must choose one and directly output the corresponding choice.
A. option_1 B. option_2 C. option_3 D. option_4

Fig. 5. Prompt for the multi-choice question task to make the LLM to predict equivalent entities.

Building upon the created virtual equivalent entity, another collection of candidate entities is generated. The edit distance similarity metric is utilized to compute the similarity between

the entities in G_2 and the virtual equivalent entity. Edit distance denotes the minimum number of operations necessary to transform one surface name into another, encompassing character replacement, insertion, and deletion. Formally, the edit distance is computed using the following recursive formula:

$$d[i, j] = \min \begin{cases} d[i, j - 1] + 1 \\ d[i - 1, j] + 1 \\ d[i - 1, j - 1] + c(s_1[i], s_2[j]) \end{cases} \quad (11)$$

$$c(s_1[i], s_2[j]) = \begin{cases} 1, s_1[i] \neq s_2[j] \\ 0, s_1[i] = s_2[j] \end{cases} \quad (12)$$

where $s_1[i]$ represents the i -th character in the virtual equivalent entity and $s_2[j]$ denotes the j -th character in the virtual name of the candidate entity in G_2 . Subsequently, the edit distance similarity is defined as:

$$\text{sim}(s_1, s_2) = 1 - \frac{d(s_1, s_2)}{\max(l(s_1), l(s_2))} \quad (13)$$

where $d(s_1, s_2)$ is the edit distance between s_1 and s_2 , and $l(\cdot)$ denotes the length of the string. Following this, the k entities with the highest edit distance similarity to the virtual equivalent entity form another set of candidates, denoted as O_l .

3.4 LLM-enhanced alignment prediction

Existing methods commonly determine equivalent entities by predicting the entity with the highest similarity to the target entity. However, this approach tends to overlook the background semantic knowledge of entities. To address this limitation, we propose the utilization of a LLM to identify the equivalent entity from the candidate entities by framing it as a multi-choice question task. A straightforward approach is to make the LLM directly select an equivalent entity from the union set of the three candidate entity sets. However, this may lead to increased confusion for the LLM and might surpass the token size limit. For instance, the maximum number of tokens for GPT-4 is 32K, which imposes a constraint on k to be less than 8K.

Toward this issue, we propose to decompose the multi-choice question task into multiple rounds of choices, guiding the LLM to iteratively select the equivalent entity until convergence to a final answer. Specifically, we denote the union set of the three candidate entity sets as \mathcal{O} . In each iteration, four candidate entities are chosen from \mathcal{O} to create a multi-choice question, forming a set of options. The LLM conducts alignment prediction using the prompt illustrated in Fig. 5, where `<mask>` denotes the target entity for alignment, and `option_i` represents a candidate entity. The rationale behind setting the number of options to 4 is rooted in the common occurrence of multiple-choice questions with four items in real-life corpora. This choice is made to enhance the LLM's comprehension of the task, aligning with the prevalent structure of multiple-choice formats. Assuming the predicted equivalent entity is e_o and the entities not selected as options constitute set \mathcal{U} , three candidate entities are randomly chosen from \mathcal{U} to form a new set of options alongside e_o . It is important to note that e_o may be none if the LLM determines there are no equivalent entities in the preceding round of options. This process continues until \mathcal{U} is empty, with the predicted e_o from the final round considered as the equivalent entity.

4 EXPERIMENT

We assessed LLMEA from three distinct perspectives. Initially, the performance of LLMEA was evaluated on diverse datasets. Subsequently, we demonstrated that integrating various aspects of knowledge effectively enhances alignment performance through ablation studies. Lastly, we examined the impact of key hyperparameters to validate the robustness of LLMEA.

4.1 Datasets

The proposed method underwent evaluation on the most commonly used benchmarks for entity alignment, sourced from DBpedia, which include multilingual versions: DBP_{ZH-EN} (Chinese to English), DBP_{JA-EN} (Japanese to English), and DBP_{FR-EN} (French to English). Each dataset consists of two similar KGs extracted from different versions of DBpedia, encompassing 15,000 equivalent entities. Statistical summaries are provided in Table 1. Consistent with prior studies, we randomly sampled 30 percent of equivalent entity pairs as alignment seeds for training structural embeddings, while reserving 70 percent for evaluating alignment performance. The reported results reflect the average of 5 runs with distinct data splits to ensure impartial evaluation.

Table 1. Statistics of the three datasets

| Datasets | | Entities | Relations | Triples |
|----------|----------|----------|-----------|---------|
| ZH-EN | English | 19,572 | 1,323 | 95,142 |
| | Chinese | 19,388 | 1,701 | 70,414 |
| JA-EN | English | 19,780 | 2451 | 93,484 |
| | Japanese | 19,814 | 2,451 | 77,214 |
| FR-EN | English | 19,993 | 1,208 | 115,772 |
| | French | 19,661 | 1,174 | 105,998 |

4.2 Implementation Details

We utilized grid search to determine the optimal hyperparameters for LLMEA. Ultimately, a 2-layer RAGAT was employed to learn structural embeddings for entities. The dimension of the structural embeddings was set to 300, the learning rate of the RMSProp optimizer was 0.005, and the margin δ was selected as 3. The structural embedding model underwent training with a batch size of 1024 over 12 epochs. Furthermore, we applied a data enhancement method to augment the training of the structural embedding model. Specifically, every 5 epochs, we identified cross-KG entity pairs that were mutual nearest neighbors in the vector space and included them in the alignment seeds. For the LLM, the KG-enhanced LLM ERNIE¹ was chosen to generate virtual equivalent entities and perform alignment predictions. The number of candidate entities in each set was configured to 10. Our method was compared with representative state-of-the-art methods, and we adopted the hyperparameters suggested by their respective papers.

4.3 Compared methods

As the pioneering method to integrate knowledge from knowledge graphs (KGs) and large language models (LLMs) for entity alignment, we benchmark our approach against state-of-the-art embedding-based entity alignment methods, outlined below.

- MTransE [4] represents entities using TransE and learns a transformation matrix to unify two KGs into a shared vector space.
- IPTransE [61] employs soft strategies to incorporate newly aligned entities into alignment seeds, aiming to minimize error propagation.
- BootEA [34] frames entity alignment as a one-to-one classification problem and iteratively learns the classifier via bootstrapping from labeled and unlabeled data.
- TransEdge [35] introduces an edge-centric translational embedding method to learn entity-aware relation predicate embeddings.

¹<https://yiyao.baidu.com/welcome>

Table 2. Result comparison on entity alignment

| Methods | ZH-EN | | JA-EN | | FR-EN | |
|-----------|-------------|-------------|-------------|--------------|-------------|--------------|
| | Hits@1 | Hits@10 | Hits@1 | Hits@10 | Hits@1 | Hits@10 |
| MTransE | 20.9 | 51.2 | 25.0 | 57.2 | 24.7 | 57.7 |
| IPTransE | 33.2 | 64.5 | 29.0 | 59.5 | 24.5 | 56.8 |
| BootEA | 62.9 | 84.7 | 62.2 | 85.4 | 65.3 | 87.4 |
| TransEdge | 73.5 | 91.9 | 71.9 | 93.2 | 71.0 | 94.1 |
| KECG | 47.7 | 83.5 | 48.9 | 84.0 | 48.6 | 85.0 |
| AliNet | 53.9 | 82.6 | 54.9 | 83.1 | 55.2 | 85.2 |
| NMN | 65.0 | 86.7 | 64.1 | 87.3 | 67.3 | 89.4 |
| MRAEA | 75.7 | 92.9 | 75.7 | 93.4 | 78.1 | 94.7 |
| RSN | 58.0 | 81.1 | 57.4 | 79.8 | 61.2 | 84.1 |
| RREA | 71.5 | 92.1 | 71.3 | 93.3 | 73.9 | 94.6 |
| JAPE | 41.1 | 74.4 | 36.2 | 68.5 | 32.3 | 66.6 |
| GCN-Align | 41.2 | 74.3 | 39.9 | 74.4 | 37.2 | 74.4 |
| VR-GCN | 37.9 | 73.2 | 35.1 | 72.1 | 36.0 | 75.1 |
| RDGCN | 70.8 | 84.6 | 76.6 | 89.5 | 88.5 | 95.6 |
| HGCN | 72.0 | 85.7 | 76.6 | 89.7 | 89.1 | 96.1 |
| GM-Align | 59.5 | 77.8 | 63.4 | 83.0 | 79.2 | 93.5 |
| RsimEA | 69.4 | 88.9 | 68.7 | 90.6 | 71.6 | 92.5 |
| DAT | 71.8 | 89.4 | 78.3 | 92.1 | 89.3 | 96.7 |
| LLMEA | 89.8 | 92.3* | 91.1 | 94.6* | 95.7 | 97.7* |

* indicates the result is obtained from the similarity matrix independently

- KECG [16] jointly trains a GAT-based cross-graph module and a TransE-based knowledge embedding module to address structural heterogeneity between KGs.
- AliNet [36] aggregates both direct and distant neighbors to learn entity embeddings.
- NMN [45] learns KG structural information and neighborhood differences to address structural heterogeneity between KGs.
- MRAEA [26] incorporates meta relation information while learning embeddings, including relation predicates, relation direction, and inverse relation predicates.
- RSN [8] utilizes a recurrent neural network with residual learning to learn entity embeddings with long-term relation dependencies.
- RREA [27] utilizes relational reflection transformation to acquire relation-specific embeddings for each entity.
- JAPE [33] learns entity embeddings from both relation triples and attribute triples.
- GCN-Align [40] exploits attribute triples by treating them as relation triples.
- VR-GCN [53] introduces a vectorized GCN to learn both entity embeddings and relation embeddings.
- RDGCN [43] extends GCN with highway gates to capture neighboring structures.
- HGCN [44] utilizes relation representation to enhance the alignment process by jointly learning entity and relation embeddings.
- GM-Align [47] learns a graph matching vector from local matching for entity alignment.
- RsimEA [30] incorporates structural similarity between relations to enhance alignment performance.

- DAT [57] integrates name embeddings and structural embeddings using a degree-aware co-attention mechanism.

4.4 Entity Alignment Results

Consistent with prior studies, our evaluation metrics comprise Hits@1 and Hits@10. Hits@10 assesses the proportion of correctly aligned pairs within the top-10, while Hits@1 signifies accuracy. Higher values for both metrics indicate superior alignment performance. In Table 2, we present the performances of all methods, with the best results highlighted in bold. Due to our method's direct prediction of equivalent entities from candidate entities in an order-independent manner, Hits@10 is reported based on the structural embedding similarity matrix.

From the experimental results, we observe that integrating multiple facets of knowledge can effectively enhance entity alignment performance. Specifically, methods incorporating relation information during embedding learning, such as RDGCN and RREA, outperform those relying solely on structural information, such as KECG and AliNet. Nonetheless, these methods overlook the implicit semantic information inherent in LLMs. By integrating semantic knowledge from KGs and LLMs, our proposed approach achieves state-of-the-art performance across all three datasets, despite occasionally exhibiting smaller Hits@10 values based on structural embedding than other methods. Notably, our method surpasses the best baseline DAT by an average of 12.4% across all datasets. Additionally, it outperforms MRAEA by 14.1% in accuracy, despite having a lower Hits@10 than MRAEA. This observation underscores the efficacy of LLMs' knowledge and inference capability in enhancing entity alignment accuracy.

4.5 Ablation Study

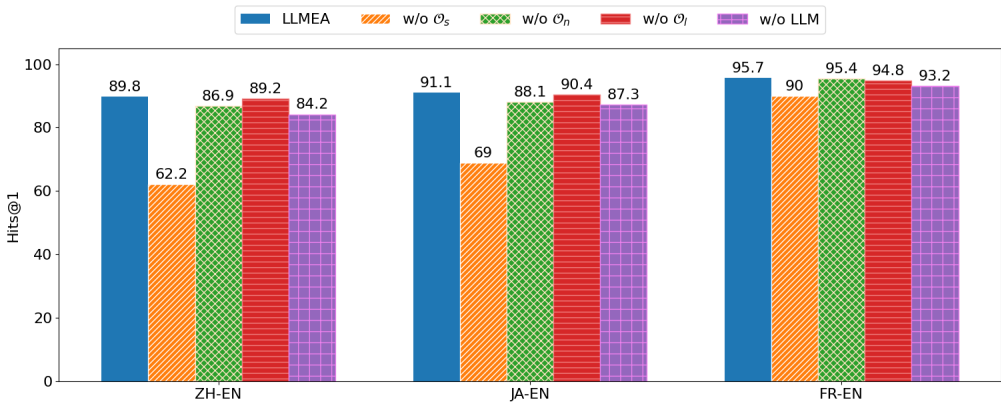


Fig. 6. Experiment results of ablation.

We performed ablation tests to assess the impact of different candidate entity sets on entity alignment. The experimental results are presented in Fig. 6. "w/o O_s ", "w/o O_n ", and "w/o O_l " denote scenarios where the LLM predicts alignment entities based on candidate entities without O_s , O_n , and O_l , respectively. To examine the influence of LLMs' inference predictions on entity alignment performance, we also included the scenario of directly assigning alignment entities based on structural embedding similarity, denoted as "w/o LLM".

The results indicate that all three candidate entity sets contribute to the final prediction, as evidenced by their lower accuracy compared to the original LLMEA. More specifically, LLMEA

w/o O_s exhibits an average accuracy reduction of 18.47% across the three datasets, highlighting the effective filtration of reliable equivalent entities based on structural similarity. This underscores the efficacy of incorporating knowledge from KGs in entity alignment. Meanwhile, removing candidate entities based on name embedding similarity results in an average accuracy reduction of 2.27%, and removing candidate entities that are most similar to the virtual entity results in a 0.73% average drop in alignment accuracy. Furthermore, by comparing LLMEA with direct assignment, we observe that alignment predictions from the LLM surpass those from direct assignment based on structural embedding similarity. These observations collectively emphasize the effectiveness of integrating knowledge from both KGs and LLMs in entity alignment.

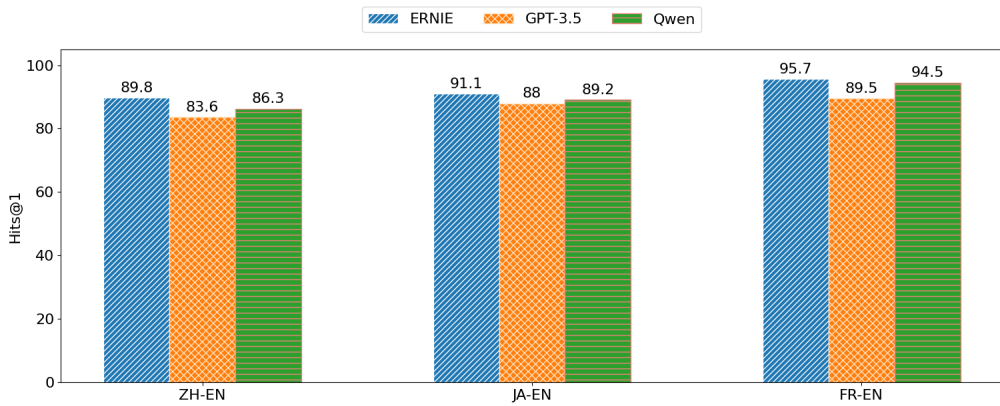


Fig. 7. Performance of different LLMs.

We conducted experiments to compare the performance of different LLMs. Two of the most well-known LLMs, GPT-3.5² and Qwen³, were chosen as baselines, and their performance on various datasets is illustrated in Fig. 7. The results indicate that ERNIE outperforms both GPT-3.5 and Qwen. The reasons for these variations are manifold, given that all models have undergone extensive engineering optimization. An important factor contributing to this phenomenon could be ERNIE's knowledge enhancement pretraining, which incorporates entity awareness. Studies have shown that KG-enhanced LLMs outperform plain LLMs particularly in tasks involving entities [48]. However, we identified some guidelines that contribute to enhancing prediction performance. Firstly, meaningless special characters in entities' surface names may interfere with LLMs' predictions. For instance, while an LLM can correctly identify the English entity "Saint-Frédéric Quebec" as the same entity as the French entity "Saint-Frédéric" it may provide incorrect predictions for the English entity "Saint-Frédéric, Quebec" which refers to the same entity. This discrepancy is mainly due to LLMs being trained to predict tokens with the highest co-occurrence probability, and the presence of special characters may reduce this probability. Secondly, LLMs may sometimes return empty answers if they believe there is no correct answer among the candidate entities, which can serve as a feedback signal for optimizing the candidate selection process. However, determining the correctness of LLMs' judgments requires further research.

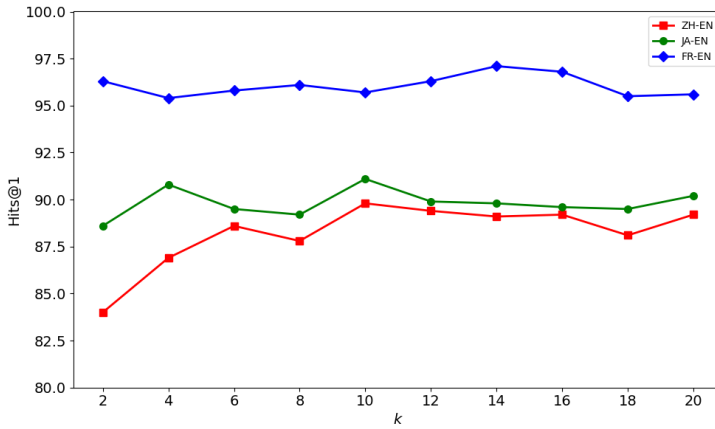


Fig. 8. The effect of k

4.6 Parameter Sensitivity

The number of candidate entities k is an important hyperparameter that can impact the performance of LLMEA. Intuitively, a larger k increases the likelihood of including the equivalent entity among the candidates. However, a higher k introduces more confusing options to the LLM, potentially diminishing its prediction accuracy. To assess the influence of k on the LLM’s predictions, we evaluate entity alignment performance with varying k , and the results are reported in the Fig. 8. Observing the results, we find that the number of candidate entities has a subtle effect on entity alignment prediction. However, the alignment performance does not consistently improve with an increase in k . This suggests that LLMs may struggle to effectively distinguish the equivalent entity from a large pool of similar entities, possibly due to semantic similarities and frequent co-occurrence of some candidates in the training corpus. Additionally, our findings indicate that our framework achieves satisfactory alignment accuracy without requiring an excessive number of candidate entities, showcasing its practicality and robustness.

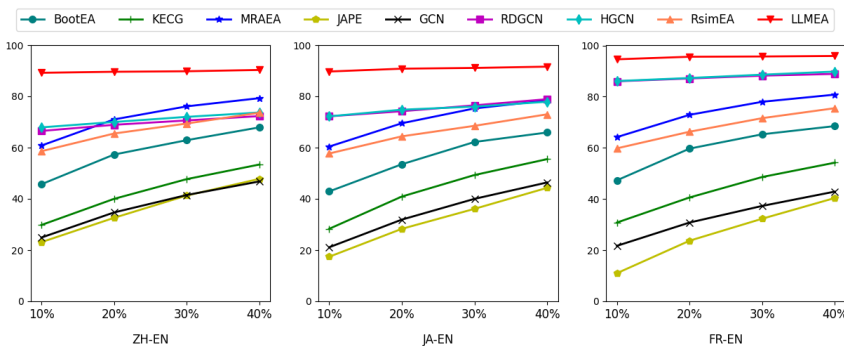


Fig. 9. Hits@1 results with respect to the proportion of pre-alignment seeds.

²<https://chat.openai.com/>

³<https://tongyi.aliyun.com/qianwen/>

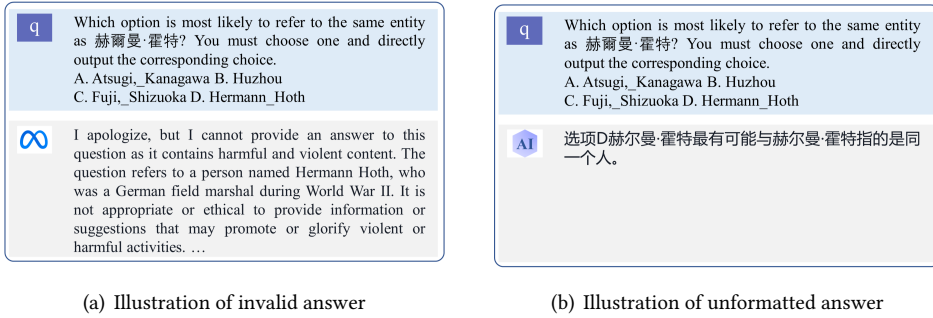


Fig. 10. Challenges faced by LLMEA in determining the answer from LLMs' generations. (a) LLMs may refuse to predict equivalent entities due to privacy and security issues, (b) LLMs may generate unstructured predictions that are difficult to parse alignment predictions.

Similar to existing methods, the number of alignment seeds also influences our proposed framework, as the RAGAT model requires a set of pre-aligned seeds for training. To evaluate LLMEA's sensitivity to the number of alignment seeds, we conducted experiments with pre-aligned seeds ranging from 10% to 40%. Fig. 9 illustrates the performances of our LLMEA framework and several best-performing baseline methods. The results indicate a gradual improvement in the performances of all methods with an increase in pre-aligned seeds, with LLMEA consistently outperforming other methods across all experimental settings and datasets, highlighting its superiority.

Furthermore, our model surpasses most existing baseline methods in terms of sensitivity to training seeds, as the Hits@1 of many methods dramatically decreases with a reduction in the number of alignment seeds. The advantage of LLMEA becomes more apparent with fewer training seeds, as it achieves excellent performance with only 10% of total alignments for training. This is primarily attributed to the utilization of two sets of alignment seed-independent information to supplement candidate entities, ensuring a high hit rate in the resulting candidate entity set. Additionally, the powerful inference capacity of LLMs enables accurate selection of equivalent entities from the candidate entities, ultimately bringing Hits@1 close to Hits@k.

4.7 Discussion

The proposed LLMEA framework is an effective and adaptable entity alignment approach. It significantly enhances entity alignment performance through the integration of knowledge from KGs and LLMs, leveraging the inferential capabilities of LLMs. Moreover, any existing entity alignment method capable of generating candidate entities for the specified target entities can be seamlessly incorporated into our framework. However, the generation of candidate entities significantly influences LLMEA's performance, as its predictive accuracy correlates closely with the hit rate of the candidate entities. Furthermore, the selection of the LLM also profoundly affects LLMEA's performance, as not all existing LLMs are suitable for the entity alignment task. As illustrated in Fig. 10(a), certain LLMs, such as Meta's LLaMA 2, are tailored to avoid addressing inquiries regarding sensitive entities. Additionally, the design of prompts is paramount and may necessitate adjustments for different LLMs, given their unique requirements to generate answers in the desired format. Even if an LLM accurately predicts aligned entities, distinguishing its predictions from its generation poses a formidable challenge, as it may alter the surface name of the selected entity or simply return the index of the chosen entity, as the example shown in Fig 10(b). In summary,

owing to the intricacies of LLMs, maintaining formatted outputs solely based on prompts proves challenging. Directly analyzing the probability of given options based on the output probability of the LLM on each token may offer a more effective and adaptable approach, a direction we intend to explore in future research.

5 CONCLUSION

In this paper, we propose LLMEA, the first entity alignment framework that integrates knowledge from both KGs and LLMs. Our approach utilizes a relation-aware graph attention network to generate low-dimensional embeddings, representing entities and filtering candidate entities based on structural and name embedding similarities. This strategy aims to leverage the structural knowledge inherent in KGs. Simultaneously, an LLM is employed to generate a virtual equivalent entity for the target entity. Further filtering of candidate entities is performed based on the edit distance to the virtual equivalent entity, tapping into the implicit semantic knowledge embedded in the LLM. Ultimately, these candidate entities are presented iteratively to form multi-round multi-choice questions, which serve as input for the LLM to make the final entity alignment prediction. This approach effectively capitalizes on the potent inference capability of LLMs, resulting in more accurate alignment predictions. Experimental results demonstrate that LLMEA outperforms competing methods, highlighting the effectiveness of fusing knowledge from KGs and LLMs.

LLMEA showcases the potential of harnessing LLMs to enhance entity alignment performance. In future research, we plan to explore more effective and efficient methods for extracting useful knowledge from LLMs. For instance, prompting LLMs for additional background knowledge about entities and encoding it into embeddings could be investigated. Additionally, exploring the conversion of KGs into textual formats to enable LLMs to comprehend structured knowledge for entity alignment represents a promising research direction.

ACKNOWLEDGMENTS

This work was supported in part by the National Natural Science Foundation of China under Grant 62306288, and in part by National Key Research and Development Program of China (2022YFB4500305).

REFERENCES

- [1] Antoine Bordes, Nicolas Usunier, Alberto Garcia-Durán, Jason Weston, and Oksana Yakhnenko. 2013. Translating Embeddings for Modeling Multi-Relational Data. In *Proceedings of the 26th International Conference on Neural Information Processing Systems*. 2787–2795.
- [2] Boxi Cao, Hongyu Lin, Xianpei Han, Le Sun, Lingyong Yan, Meng Liao, Tong Xue, and Jin Xu. 2021. Knowledgeable or Educated Guess? Revisiting Language Models as Knowledge Bases. In *Proceedings of the 59th Annual Meeting of the Association for Computational Linguistics and the 11th International Joint Conference on Natural Language Processing*. 1860–1874.
- [3] Bo Chen, Jing Zhang, Xiaobin Tang, Hong Chen, and Cuiping Li. 2020. JarKA: Modeling Attribute Interactions for Cross-lingual Knowledge Alignment. In *Advances in Knowledge Discovery and Data Mining*. 845–856.
- [4] Muhao Chen, Yingtao Tian, Mohan Yang, and Carlo Zaniolo. 2017. Multilingual Knowledge Graph Embeddings for Cross-Lingual Knowledge Alignment. In *Proceedings of the 26th International Joint Conference on Artificial Intelligence*. 1511–1517.
- [5] Paul F Christiano, Jan Leike, Tom Brown, Miljan Martic, Shane Legg, and Dario Amodei. 2017. Deep Reinforcement Learning from Human Preferences. In *Advances in Neural Information Processing Systems*.
- [6] Ehsan Elahi, Sajid Anwar, Babar Shah, Zahid Halim, Abrar Ullah, Imad Rida, and Muhammad Waqas. 2024. Knowledge Graph Enhanced Contextualized Attention-Based Network for Responsible User-Specific Recommendation. *ACM Transactions on Intelligent Systems and Technology* (2024). Just Accepted.
- [7] Meta Fundamental AI Research Diplomacy Team (FAIR)[†], Anton Bakhtin, Noam Brown, Emily Dinan, Gabriele Farina, Colin Flaherty, Daniel Fried, Andrew Goff, Jonathan Gray, Hengyuan Hu, et al. 2022. Human-level play in the game of Diplomacy by combining language models with strategic reasoning. *Science* 378, 6624 (2022), 1067–1074.

- [8] Lingbing Guo, Zequn Sun, and Wei Hu. 2019. Learning to Exploit Long-term Relational Dependencies in Knowledge Graphs. In *Proceedings of the 36th International Conference on Machine Learning*. 2505–2514.
- [9] Yang Hu, Adriane Chapman, Guihua Wen, and Dame Wendy Hall. 2022. What Can Knowledge Bring to Machine Learning?—A Survey of Low-shot Learning for Structured Data. 13, 3, Article 48 (2022), 45 pages.
- [10] Zhengbao Jiang, Frank F. Xu, Jun Araki, and Graham Neubig. 2020. How Can We Know What Language Models Know? *Transactions of the Association for Computational Linguistics* 8 (2020), 423–438.
- [11] Jean Kaddour, Joshua Harris, Maximilian Mozes, Herbie Bradley, Roberta Raileanu, and Robert McHardy. 2023. Challenges and applications of large language models. *arXiv:2307.10169* (2023).
- [12] Jacob Devlin Ming-Wei Chang Kenton and Lee Kristina Toutanova. 2019. Bert: Pre-training of deep bidirectional transformers for language understanding. In *Proceedings of NAACL-HLT*, Vol. 1. 2.
- [13] Shima Khoshraftar and Aijun An. 2024. A Survey on Graph Representation Learning Methods. *ACM Transactions on Intelligent Systems and Technology* 15, 1, Article 19 (2024), 55 pages.
- [14] Bosung Kim, Taesuk Hong, Youngjoong Ko, and Jungyun Seo. 2020. Multi-Task Learning for Knowledge Graph Completion with Pre-trained Language Models. In *Proceedings of the 28th International Conference on Computational Linguistics*. 1737–1743.
- [15] Jens Lehmann, Robert Isele, Max Jakob, Anja Jentzsch, Dimitris Kontokostas, Pablo N Mendes, Sebastian Hellmann, Mohamed Morsey, Patrick Van Kleef, Sören Auer, et al. 2015. Dbpedia—a large-scale, multilingual knowledge base extracted from wikipedia. *Semantic web* 6, 2 (2015), 167–195.
- [16] Chengjiang Li, Yixin Cao, Lei Hou, Jiaxin Shi, Juanzi Li, and Tat-Seng Chua. 2019. Semi-supervised Entity Alignment via Joint Knowledge Embedding Model and Cross-graph Model. In *Proceedings of the 2019 Conference on Empirical Methods in Natural Language Processing and the 9th International Joint Conference on Natural Language Processing*. 2723–2732.
- [17] Xuan Lin, Zhe Quan, Zhi-Jie Wang, Tengfei Ma, and Xiangxiang Zeng. 2020. KGNN: Knowledge Graph Neural Network for Drug-Drug Interaction Prediction.. In *Proceedings of the 29th International Joint Conference on Artificial Intelligence*. 2739–2745.
- [18] Zhenxi Lin, Ziheng Zhang, Meng Wang, Yinghui Shi, Xian Wu, and Yefeng Zheng. 2022. Multi-modal Contrastive Representation Learning for Entity Alignment. In *Proceedings of the 29th International Conference on Computational Linguistics*. 2572–2584.
- [19] Jiacheng Liu, Alisa Liu, Ximing Lu, Sean Welleck, Peter West, Ronan Le Bras, Yejin Choi, and Hannaneh Hajishirzi. 2022. Generated Knowledge Prompting for Commonsense Reasoning. In *Proceedings of the 60th Annual Meeting of the Association for Computational Linguistics*. 3154–3169.
- [20] Jihh-Chen Liu, Chiao-Ting Chen, Chi Lee, and Szu-Hao Huang. 2024. Evolving Knowledge Graph Representation Learning with Multiple Attention Strategies for Citation Recommendation System. *ACM Transactions on Intelligent Systems and Technology* (2024). Just Accepted.
- [21] Weijie Liu, Peng Zhou, Zhe Zhao, Zhiruo Wang, Qi Ju, Haotang Deng, and Ping Wang. 2020. K-bert: Enabling language representation with knowledge graph. In *Proceedings of the 34th AAAI Conference on Artificial Intelligence*. 2901–2908.
- [22] Yu Liu, Jingtao Ding, Yanjie Fu, and Yong Li. 2023. UrbanKG: An Urban Knowledge Graph System. *ACM Transactions on Intelligent Systems and Technology* 14, 4, Article 60 (2023), 25 pages.
- [23] Mingyu Derek Ma, Xiaoxuan Wang, Po-Nien Kung, P Jeffrey Brantingham, Nanyun Peng, and Wei Wang. 2023. STAR: Improving Low-Resource Information Extraction by Structure-to-Text Data Generation with Large Language Models. In *NeurIPS 2023 Workshop on Synthetic Data Generation with Generative AI*.
- [24] Farzaneh Mahdisoltani, Joanna Biega, and Fabian M Suchanek. 2013. Yago3: A knowledge base from multilingual wikipedias. In *Proceedings of the 7th Biennial Conference on Innovative Data Systems Research*.
- [25] Xin Mao, Wenting Wang, Yuanbin Wu, and Man Lan. 2021. Are Negative Samples Necessary in Entity Alignment? An Approach with High Performance, Scalability and Robustness. In *Proceedings of the 30th ACM International Conference on Information & Knowledge Management*. 1263–1273.
- [26] Xin Mao, Wenting Wang, Huimin Xu, Man Lan, and Yuanbin Wu. 2020. MRAEA: An Efficient and Robust Entity Alignment Approach for Cross-Lingual Knowledge Graph. In *Proceedings of the 13th International Conference on Web Search and Data Mining*. 420–428.
- [27] Xin Mao, Wenting Wang, Huimin Xu, Yuanbin Wu, and Man Lan. 2020. Relational Reflection Entity Alignment. In *Proceedings of the 29th ACM International Conference on Information & Knowledge Management*. 1095–1104.
- [28] Sergio Oramas, Vito Claudio Ostuni, Tommaso Di Noia, Xavier Serra, and Eugenio Di Sciascio. 2016. Sound and Music Recommendation with Knowledge Graphs. *ACM Transactions On Intelligent Systems and Technology* 8, 2, Article 21 (2016), 21 pages.
- [29] Damian Pascual, Beni Egressy, Clara Meister, Ryan Cotterell, and Roger Wattenhofer. 2021. A Plug-and-Play Method for Controlled Text Generation. In *Findings of the Association for Computational Linguistics: EMNLP 2021*. 3973–3997.

- [30] Y. Peng, J. Zhang, C. Zhou, and J. Xu. 2020. Embedding-Based Entity Alignment Using Relation Structural Similarity. In *2020 IEEE International Conference on Knowledge Graph*. 123–130.
- [31] Xuhui Ren, Tong Chen, Quoc Viet Hung Nguyen, Lizhen Cui, Zi Huang, and Hongzhi Yin. 2023. Explicit Knowledge Graph Reasoning for Conversational Recommendation. *ACM Transactions On Intelligent Systems and Technology* (2023). Just Accepted.
- [32] Taylor Shin, Yasaman Razeghi, Robert L. Logan IV, Eric Wallace, and Sameer Singh. 2020. AutoPrompt: Eliciting Knowledge from Language Models with Automatically Generated Prompts. In *Proceedings of the 2020 Conference on Empirical Methods in Natural Language Processing*. 4222–4235.
- [33] Zequn Sun, Wei Hu, and Chengkai Li. 2017. Cross-Lingual Entity Alignment via Joint Attribute-Preserving Embedding. In *Proceedings of the 16th International Semantic Web Conference*. 628–644.
- [34] Zequn Sun, Wei Hu, Qingheng Zhang, and Yuzhong Qu. 2018. Bootstrapping Entity Alignment with Knowledge Graph Embedding. In *Proceedings of the 27th International Joint Conference on Artificial Intelligence*. 4396–4402.
- [35] Zequn Sun, Jiacheng Huang, Wei Hu, Muhao Chen, Lingbing Guo, and Yuzhong Qu. 2019. TransEdge: Translating Relation-Contextualized Embeddings for Knowledge Graphs. In *Proceedings of the 18th International Semantic Web Conference*. 612–629.
- [36] Zequn Sun, Chengming Wang, Wei Hu, Muhao Chen, Jian Dai, Wei Zhang, and Yuzhong Qu. 2020. Knowledge graph alignment network with gated multi-hop neighborhood aggregation. In *Proceedings of the 34th AAAI Conference on Artificial Intelligence*. 222–229.
- [37] Alexey Svyatkovskiy, Shao Kun Deng, Shengyu Fu, and Neel Sundaresan. 2020. IntelliCode Compose: Code Generation Using Transformer. In *Proceedings of the 28th ACM Joint Meeting on European Software Engineering Conference and Symposium on the Foundations of Software Engineering*. 1433–1443.
- [38] Petar Veličković, Guillem Cucurull, Arantxa Casanova, Adriana Romero, Pietro Lio, and Yoshua Bengio. 2018. Graph Attention Networks. In *Proceedings of the 6th International Conference on Learning Representations*.
- [39] Wei Wang, Xiaoyang Suo, Xiangyu Wei, Bin Wang, Hao Wang, Hong-Ning Dai, and Xiangliang Zhang. 2023. HGATE: Heterogeneous Graph Attention Auto-Encoders. *IEEE Transactions on Knowledge and Data Engineering* 35, 4 (2023), 3938–3951.
- [40] Zhichun Wang, Qingsong Lv, Xiaohan Lan, and Yu Zhang. 2018. Cross-lingual Knowledge Graph Alignment via Graph Convolutional Networks. In *Proceedings of the 2018 Conference on Empirical Methods in Natural Language Processing (EMNLP)*. 349–357.
- [41] Jason Wei, Yi Tay, Rishi Bommasani, Colin Raffel, Barret Zoph, Sebastian Borgeaud, Dani Yogatama, Maarten Bosma, Denny Zhou, Donald Metzler, et al. 2022. Emergent abilities of large language models. *arXiv:2206.07682* (2022).
- [42] Chuhan Wu, Fangzhao Wu, Tao Qi, and Yongfeng Huang. 2021. Empowering News Recommendation with Pre-Trained Language Models. In *Proceedings of the 44th International ACM SIGIR Conference on Research and Development in Information Retrieval*. 1652–1656.
- [43] Yuting Wu, Xiao Liu, Yansong Feng, Zheng Wang, Rui Yan, and Dongyan Zhao. 2019. Relation-Aware Entity Alignment for Heterogeneous Knowledge Graphs. In *Proceedings of the 28th International Joint Conference on Artificial Intelligence*. 5278–5284.
- [44] Yuting Wu, Xiao Liu, Yansong Feng, Zheng Wang, and Dongyan Zhao. 2019. Jointly Learning Entity and Relation Representations for Entity Alignment. In *Proceedings of the 2019 Conference on Empirical Methods in Natural Language Processing and the 9th International Joint Conference on Natural Language Processing*. 240–249.
- [45] Yuting Wu, Xiao Liu, Yansong Feng, Zheng Wang, and Dongyan Zhao. 2020. Neighborhood Matching Network for Entity Alignment. In *Proceedings of the 58th Annual Meeting of the Association for Computational Linguistics*. 6477–6487.
- [46] Baogui Xu, Chengjin Xu, and Bing Su. 2023. Cross-Modal Graph Attention Network for Entity Alignment. In *Proceedings of the 31st ACM International Conference on Multimedia*. 3715–3723.
- [47] Kun Xu, Liwei Wang, Mo Yu, Yansong Feng, Yan Song, Zhiguo Wang, and Dong Yu. 2019. Cross-lingual Knowledge Graph Alignment via Graph Matching Neural Network. In *Proceedings of the 57th Annual Meeting of the Association for Computational Linguistics*. 3156–3161.
- [48] Linyao Yang, Hongyang Chen, Zhao Li, Xiao Ding, and Xindong Wu. 2023. ChatGPT is not Enough: Enhancing Large Language Models with Knowledge Graphs for Fact-aware Language Modeling. *arXiv:2306.11489* (2023).
- [49] Linyao Yang, Chen Lv, Xiao Wang, Ji Qiao, Weiping Ding, Jun Zhang, and Fei-Yue Wang. 2022. Collective Entity Alignment for Knowledge Fusion of Power Grid Dispatching Knowledge Graphs. *IEEE/CAA Journal of Automatica Sinica* 9, 11 (2022), 1990–2004.
- [50] Linyao Yang, Xiao Wang, Yuxin Dai, Kejun Xin, Xiaolong Zheng, Weiping Ding, Jun Zhang, and Fei-Yue Wang. 2021. HackRL: Reinforcement learning with hierarchical attention for cross-graph knowledge fusion and collaborative reasoning. *Knowledge-Based Systems* 233 (2021), 107498.
- [51] Linyao Yang, Yancai Xu, Jiachen Hou, Yuxin Dai, and Chen Lv. 2021. Learning Network-Invariant and Label-Discriminative Representations for Cross-Network Node Classification. In *2021 China Automation Congress*. 5075–5080.

- [52] Michihiro Yasunaga, Hongyu Ren, Antoine Bosselut, Percy Liang, and Jure Leskovec. 2021. QA-GNN: Reasoning with Language Models and Knowledge Graphs for Question Answering. In *Proceedings of the 2021 Conference of the North American Chapter of the Association for Computational Linguistics: Human Language Technologies*. 535–546.
- [53] Rui Ye, Xin Li, Yujie Fang, Hongyu Zang, and Mingzhong Wang. 2019. A Vectorized Relational Graph Convolutional Network for Multi-Relational Network Alignment. In *Proceedings of the 28th International Joint Conference on Artificial Intelligence*. 4135–4141.
- [54] Jingying Zeng, Richard Huang, Waleed Malik, Langxuan Yin, Bojan Babic, Danny Shacham, Xiao Yan, Jaewon Yang, and Qi He. 2024. Large Language Models for Social Networks: Applications, Challenges, and Solutions. *arXiv:2401.02575* (2024).
- [55] W. Zeng, X. Zhao, J. Tang, and X. Lin. 2020. Collective Entity Alignment via Adaptive Features. In *IEEE 36th International Conference on Data Engineering*. 1870–1873.
- [56] Weixin Zeng, Xiang Zhao, Jiuyang Tang, Xuemin Lin, and Paul Groth. 2021. Reinforcement Learning-Based Collective Entity Alignment with Adaptive Features. *ACM Transactions on Information Systems* 39, 3, Article 26 (2021).
- [57] Weixin Zeng, Xiang Zhao, Wei Wang, Jiuyang Tang, and Zhen Tan. 2020. Degree-Aware Alignment for Entities in Tail. In *Proceedings of the 43rd International ACM SIGIR Conference on Research and Development in Information Retrieval*. 811–820.
- [58] Yifei Zhang, Désiré Sidibé, Olivier Morel, and Fabrice Mériaudeau. 2021. Deep multimodal fusion for semantic image segmentation: A survey. *Image and Vision Computing* 105 (2021), 104042.
- [59] Xiang Zhao, Weixin Zeng, Jiuyang Tang, Wei Wang, and Fabian M Suchanek. 2020. An experimental study of state-of-the-art entity alignment approaches. *IEEE Transactions on Knowledge and Data Engineering* 34, 6 (2020), 2610–2625.
- [60] Yu Zhou, Haixia Zheng, Xin Huang, Shufeng Hao, Dengao Li, and Jumin Zhao. 2022. Graph Neural Networks: Taxonomy, Advances, and Trends. *ACM Transactions on Intelligent Systems and Technology* 13, 1, Article 15 (2022), 54 pages.
- [61] Hao Zhu, Ruobing Xie, Zhiyuan Liu, and Maosong Sun. 2017. Iterative Entity Alignment via Joint Knowledge Embeddings. In *Proceedings of the 26th International Joint Conference on Artificial Intelligence*. 4258–4264.
- [62] Renbo Zhu, Meng Ma, and Ping Wang. 2021. RAGA: Relation-Aware Graph Attention Networks for Global Entity Alignment. In *Advances in Knowledge Discovery and Data Mining*. 501–513.

Received 30 January 2024; revised XX XX 2024; accepted XX XX 2024