

Robust Error Accumulation Suppression for Quantum Circuits

Tatsuki Odake¹, Philip Taranto¹, Nobuyuki Yoshioka²,

Toshinari Itoko³, Kunal Sharma⁴, Antonio Mezzacapo⁴, and Mio Murao^{1,*}

¹*Department of Physics, Graduate School of Science, The University of Tokyo, Hongo 7-3-1, Bunkyo-ku, Tokyo 113-0033, Japan*

²*Department of Applied Physics, Graduate School of Engineering, The University of Tokyo, 7-3-1 Hongo, Bunkyo-ku, Tokyo, 113-8656, Japan*

³*IBM Quantum, IBM Research – Tokyo, Tokyo, Japan*

⁴*IBM Quantum, IBM Thomas J. Watson Research Center, Yorktown Heights, NY 10598*

(Dated: 10th October 2024)

We present a *robust error accumulation suppression* (**REAS**) technique to manage errors in quantum computers. Our method reduces the accumulation of errors in any quantum circuit composed of single- or two-qubit gates expressed as $e^{-i\sigma\theta}$ for Pauli operators σ and $\theta \in [0, \pi)$, which forms a universal gate set. For coherent errors—which include gate overrotation and crosstalk—we demonstrate a reduction of the error scaling in an L -depth circuit from $O(L)$ to $O(\sqrt{L})$. This asymptotic error suppression behavior can be proven in a regime where all gates—including those constituting the error-suppressing protocol itself—are noisy. Going beyond coherent errors, we derive the general form of decoherence noise that can be suppressed by REAS. Lastly, we experimentally demonstrate the effectiveness of our approach regarding realistic errors using 100-qubit circuits with up to 64 two-qubit gate layers on IBM Quantum processors.

I. INTRODUCTION

A central problem in quantum information processing is to counteract noise arising from uncontrolled interactions between the principal system and its environment. Such noise causes errors to build up rapidly throughout quantum computations, *a priori* limiting their applicability to logarithmic-depth circuits [1]. Concurrently, the demonstration of quantum algorithms that are exponentially faster than their classical counterparts, e.g., Shor’s algorithm [2, 3], has stimulated enormous global efforts towards quantum computing to underpin next-generation technologies [4, 5].

Developments in quantum error correction provide a promising route to scalable, fault-tolerant quantum devices [6–11]. Nonetheless, the errors must remain below the “error correction threshold” to provide any practical benefit. For moderate logical gate error rates (on the order of 10^{-8}), the errors accumulate at a rate that is insurmountable by correction procedures alone; thus, one must incorporate other methods of dealing with errors beyond correction.

To this end, two classes of complementary approaches are widely considered, namely *error mitigation* and *error suppression*. Quantum error mitigation aims to reduce the bias in estimating expectation values of physical observables at the cost of increased variance [12–19]. Incorporating such methods has recently led to quantum simulations that are competitive with state-of-the-art classical ones [20–23]. Nevertheless, a crucial drawback of error mitigation is the exponential increase in the number of measurements required [24–26].

Quantum error suppression takes a different approach: instead of shifting the burden to measurement overheads, here one modifies the noisy circuit to design a quantum operation that approximates the target one. A paradigmatic example is the well-known dynamical decoupling protocol, which rectifies decoherence effects on idle qubits by periodically repeating fast random pulses that delete any spuriously imprinted information [27]. However, dynamical decoupling only serves to keep the state of the system from decohering, and it is *a priori* unclear how to extend it to situations where noisy gates are being applied to a physical system for the purpose of a computation.

Fortunately, in such scenarios, coherent errors in circuits composed of Clifford gates—e.g., accidental gate overrotation—can be suppressed via related techniques that beneficially harness randomness, e.g., probabilistic compiling [28–30] and Pauli twirling [31–33]. More importantly, the procedure of randomized compiling applies beyond such limitations and can even suppress the growth of errors in universal (i.e., non-Clifford) circuits [34, 35]. Nonetheless, the class of noise that can be counteracted via such methods remains somewhat restricted and may be surpassed in realistic near-term settings, such as partially fault-tolerant architectures with analog rotation gates [36]. Secondly, it is not clear that known techniques are robust against errors in their own application (as opposed to those occurring in the computation gates). Lastly, the extent to which error suppression techniques can counteract decoherence gate-level errors (while keeping the desired gate applied) is yet to be fully determined in general, although experimental evidence suggests that such errors can be somewhat dealt with [22, 23, 37–41].

* murao@phys.s.u-tokyo.ac.jp

Here, to overcome these problems, we present an advanced procedure for managing errors in quantum computers: *robust error accumulation suppression* (**REAS**). Our method reduces the accumulation of errors in any circuit composed of single- or two-qubit gates expressed as $e^{-i\sigma\theta}$ for Pauli operators σ and $\theta \in [0, \pi)$, which forms a universal gate set. Improving upon standard error suppression methods, our technique reduces the accumulation of first-order error terms whilst keeping the variance unchanged. In the case of coherent errors—which includes spectator crosstalk [42]—we demonstrate a reduction of the error scaling in an L -depth circuit from $O(L)$ to $O(\sqrt{L})$. Crucially, REAS makes no assumption on the cleanness of the error-suppressing protocol itself and is, therefore, truly robust, applying to situations in which the newly inserted gates themselves are noisy. Furthermore, we detail the class of decoherence noise that can be suppressed via REAS, namely that which is well-approximated by weak system-environment coupling, and demonstrate numerical evidence for the quadratic suppression of error scaling.

This paper is outlined as follows. In Sec. II, we formalize our framework and analyze a motivating example. In Sec. III, we present our method for robustly suppressing the accumulation of errors and prove our main theoretical results. To highlight the applicability and effectiveness of our approach, we supplement this analysis with numerical simulations in Sec. IV, as well as provide an experimental demonstration using IBM Quantum processors in Sec. V.

II. ROBUST ERROR ACCUMULATION SUPPRESSION

A. Layered Circuits

We begin by presenting the framework that describes circuit-based quantum computation with errors. Suppose that one wishes to implement a layered circuit consisting of single- or two-qubit gates of the form $e^{-i\sigma\theta}$ for rotation angle $\theta \in [0, \pi)$ (which includes all gates of the form $e^{-i\sigma\theta'}$ for $\theta' \in \mathbb{R}$ up to a global phase). Such a circuit consisting of L layers of gates applied to an n -qubit system can be expressed as

$$\prod_{\ell=1}^L \left(\bigotimes_{\vec{q} \in Q_\ell} e^{-i\sigma_{\ell, \vec{q}} \theta_{\ell, \vec{q}}} \right). \quad (1)$$

Here, ℓ labels the layer of the circuit, Q_ℓ consists of disjoint subsets of $\{1, \dots, n\}$ of at most length two, with $\vec{q} \in Q_\ell$ specifying the particular qubits that acted on non-trivially in layer ℓ (with identity operators implied to act upon the rest). One can modify the above description by grouping layers into B blocks (which can now comprise sequentially implemented gates on certain qubits), leading to the form

$$\prod_{b=1}^B \prod_{\ell_b} \left(\bigotimes_{\vec{q} \in Q_{\ell_b}} e^{-i\sigma_{\ell_b, \vec{q}} \theta_{\ell_b, \vec{q}}} \right), \quad (2)$$

where now ℓ_b labels the layer *within* each block b . Throughout, we consider $B \propto L$, so the scaling behavior in terms of layers or blocks is identical up to constant factors. We refer to the Pauli operators $\sigma_{\ell_b, \vec{q}}$ inside the exponential in the circuit as “computation gates” to distinguish them from other types of Pauli gates that will be inserted at will in order to suppress potential errors in the computation, which we will term “inserted gates” (see Fig. 1).

B. Motivating Example

To motivate the problem at hand, we now analyze the impact of (small) coherent gate errors on block-layered quantum circuits of the form in Eq. (2). Intuitively, the actual operation applied to each layer is shifted slightly with respect to the desired one by some additional unitary rotation, leading to the implementation of

$$\left(\bigotimes_{\vec{q} \in Q_{\ell_b}} e^{-i\sigma_{\ell_b, \vec{q}} \theta_{\ell_b, \vec{q}}} \right) [I + i\epsilon C_{\ell_b}], \quad (3)$$

where $\|C_{\ell_b}\|_{\text{op}} \leq 1$ for all b and ℓ_b , and $\epsilon > 0$ is small such that $I + i\epsilon C_{\ell_b}$ is close to the identity, encoding the assumption that the error in each layer is not too large. In any such layered circuit, there are $L = \sum_b \ell_b$ layers where $O(\epsilon)$ errors can occur, and thus the total error can be $O(L\epsilon)$ in the worst case.

Inspired by the method of Pauli twirling, we now consider the effect of inserting random Pauli operators on all qubits between each block. Let $\sigma_{\vec{v}_b} := \bigotimes_{k=1}^n \sigma_{v_b}^{(k)}$ for $v_b \in \{0, 1, 2, 3\}$ be a uniformly randomly sampled n -qubit Pauli

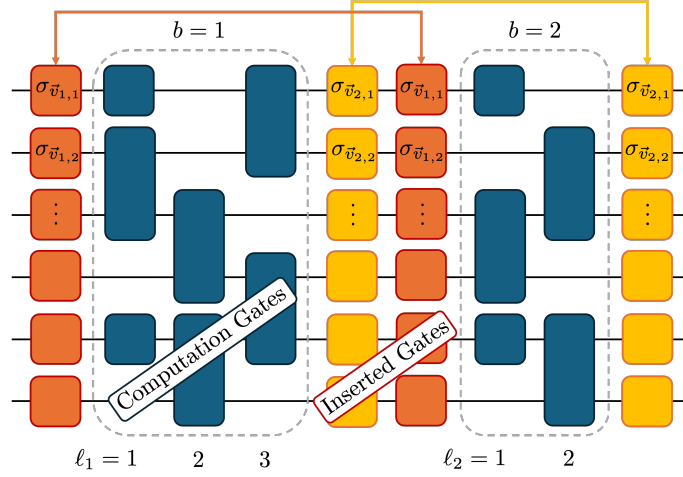


FIG. 1. *REAS Schematic*.—An $n = 6$ qubit quantum circuit, consisting of $B = 2$ blocks (gray dashed outline) of computation gates (blue), with the first block comprising three layers and the second comprising two layers. Each such computation gate acts on at most two qubits and is of the form $e^{-i\sigma\theta}$ for $\theta \in [0, \pi)$. Between each block b , a random single qubit Pauli gate $e^{-i\sigma_{\vec{v},q}\theta}$ is applied to qubit q (orange, yellow). The nested, correlated structure of these inserted gates (depicted by the arrows at the top) leads to a quadratic suppression of the accumulation of errors (in terms of circuit length), even in the case where the inserted gates themselves are noisy.

operator applied before block b . Consider an arbitrary block b preceded by some string of inserted Pauli gates $\sigma_{\vec{v}}$. Now, for tensor products of qubit Pauli gates, any such overall operation either commutes or anti-commutes with any Pauli gates $e^{-i\sigma\theta}$ applied in the subsequent block. This permits us to define

$$s := \begin{cases} 1 & \text{if } \sigma \text{ and } \sigma_{\vec{v}} \text{ commute} \\ -1 & \text{if } \sigma \text{ and } \sigma_{\vec{v}} \text{ anti-commute.} \end{cases} \quad (4)$$

With this, we can express the transformation between blocks succinctly as

$$e^{-i\sigma\theta} \mapsto \sigma_{\vec{v}} e^{-is\sigma\theta} \sigma_{\vec{v}}. \quad (5)$$

Note that the technique of transforming computational Pauli gates to the form of Eq. (5) itself is not new (see, e.g., Ref. [43]). However, in previous works, the error on the inserted Pauli gate $\sigma_{\vec{v}}$, as well as the possible dependence of such errors on the rotation direction s , was not explicitly considered. Here, we demonstrate that such errors can also be dealt with, highlighting that our method is robust against coherent noise *in its own implementation*.

In the absence of any errors, both the original gate $e^{-i\sigma\theta}$ and the average transformed one $(1/4)^n \sum_{\vec{v}} \sigma_{\vec{v}} e^{-is\sigma\theta} \sigma_{\vec{v}}$ lead to the same overall gate applied. However, whenever the computation gate $e^{is\sigma\theta}$ is affected by a coherent error (i.e., corresponding to a unitary rotation of the form $I + i\epsilon C_s$), the original gate suffers from an $O(\epsilon)$ error, whereas the transformed gate undergoes the change

$$\left(\frac{1}{4}\right)^n \sum_{\vec{v}} \sigma_{\vec{v}} [e^{-is\sigma\theta} (I + i\epsilon C_s)] \sigma_{\vec{v}} = \left(\frac{1}{4}\right)^n \sum_{\vec{v}} e^{-is\sigma\theta} [I + i\epsilon \sigma_{\vec{v}} C_s \sigma_{\vec{v}}] = e^{-is\sigma\theta} [I + i\epsilon(\alpha I + \beta \sigma)] = e^{i\epsilon\alpha} e^{-i(\theta - \epsilon\beta)\sigma} + O(\epsilon^2), \quad (6)$$

where α and β are the coefficients of the term in C_s proportional to I and $s\sigma$, respectively. This can be shown from

$$\left(\frac{1}{4^n}\right) \sum_{\vec{v} \in \{0,1,2,3\}^n} \sigma_{\vec{v}} \sigma \sigma_{\vec{v}} = \begin{cases} I & \text{for } \sigma = I \\ 0 & \text{for } \sigma \neq I \end{cases} \quad (7)$$

and

$$\left(\frac{1}{4^n}\right) \sum_{\vec{v} \in \{0,1,2,3\}^n} \sigma_{\vec{v}} s \sigma' \sigma_{\vec{v}} = \begin{cases} \sigma & \text{for } \sigma = \sigma' \\ 0 & \text{for } \sigma \neq \sigma'. \end{cases} \quad (8)$$

Since $e^{i\epsilon\alpha}$ in Eq. (6) only contributes to a global phase and can thus be ignored, the additional $O(\epsilon)$ shift $-\epsilon\beta$ in the rotation angle is the only error that must be dealt with in order to erase all $O(\epsilon)$ error within each layer.

The general expression for how the overall layered circuit with coherent errors transforms on average upon inserting random Pauli gates between blocks is

$$\begin{aligned} \left(\frac{1}{4^n}\right)^B \sum_{\vec{v}_1, \dots, \vec{v}_B} \left[\sigma_{\vec{v}_B} \prod_{\ell_B} \left(\bigotimes_{\vec{q} \in Q_{\ell_B}} e^{-is \sigma_{\ell_B, \vec{q}} \theta_{\ell_B, \vec{q}}} \right) \right] \prod_{b=1}^{B-1} \left[\sigma_{\vec{v}_{b+1:b}} \prod_{\ell_b} \left(\bigotimes_{\vec{q} \in Q_{\ell_b}} e^{-is \sigma_{\ell_b, \vec{q}} \theta_{\ell_b, \vec{q}}} \right) \right] \sigma_{\vec{v}_1} \\ = \prod_{b=1}^B \prod_{\ell_b} \left(\bigotimes_{\vec{q} \in Q_{\ell_b}} e^{-is \sigma_{\ell_b, \vec{q}} (\theta_{\ell_b, \vec{q}} + \epsilon \beta_{\ell_b, \vec{q}})} \right) + O(\epsilon + B\epsilon^2). \end{aligned} \quad (9)$$

Here, we have introduced the notation $\vec{u}_{j:k}$ for two vectors that satisfy $\sigma_{\vec{u}_{j:k}} \propto \sigma_{\vec{u}_j} \sigma_{\vec{u}_k}$ and implicitly understand the value of s to depend upon whether or not each inserted Pauli gate string commutes or anti-commutes with each layer of computational gates in the neighboring block. We refer to the random Pauli operators $\sigma_{\vec{v}_1}, \sigma_{\vec{v}_{2:1}}, \dots, \sigma_{\vec{v}_B}$ as the “inserted gates” to distinguish them from the computational Pauli gates.

In the following, we will demonstrate a method that cancels the $O(\epsilon)$ errors caused by the shift in rotation angle. This leaves an overall error that scales as $O(\epsilon + B\epsilon^2)$, which approaches $O(B\epsilon^2)$ for circuits with high gate depth. Importantly, our procedure also works when the inserted operations themselves are noisy (which we have not explicitly included above but will below), thereby demonstrating robustness of the method.

III. MAIN RESULTS

A. Robust Error Accumulation Suppression

We now present our method of *robust error accumulation suppression* (**REAS**). This procedure comprises of first performing a *calibration* process by estimating the rotation error in each layer, and then *inserting random Pauli gates* in order to counteract this in a tailored manner, removing all $O(\epsilon)$ errors as we will show in Sec. III B. An optional third step involves transforming all single-qubit computational gates into two-qubit ones in such a way that certain types of decoherence errors can also be suppressed, as we will discuss in Sec. III C. Details are provided in App. A.

Calibration. The calibration step is performed by considering each layer of the circuit individually. For each chosen layer ℓ , one repeats the computational gates of that layer K times and intersperses it with random Pauli gate strings, which leads to the transformation¹

$$\left(\frac{1}{4^n}\right)^K \sum_{\vec{v}_1, \dots, \vec{v}_K} \sigma_{\vec{v}_K} \left(\bigotimes_{\vec{q} \in Q_\ell} e^{-is \sigma_{\ell, \vec{q}} \theta_{\ell, \vec{q}}} \right) \prod_{k=1}^K \left[\sigma_{\vec{v}_{k+1:k}} \left(\bigotimes_{\vec{q} \in Q_\ell} e^{-is \sigma_{\ell, \vec{q}} \theta_{\ell, \vec{q}}} \right) \right] \sigma_{\vec{v}_1}. \quad (10)$$

Since the undesired shift in the rotation angle accumulates by repeating the same layer K times, the value of $\epsilon \beta_{\ell, \vec{q}}$ can be estimated via robust phase estimation [44]. Since each Q_ℓ only contains disjoint subsets, this procedure can be applied for all ℓ simultaneously. In order to obtain an estimate with at most $O(\epsilon^2)$ error, K should be taken to be $O(1/\epsilon^2)$. Note finally that the error term of $O(\epsilon + B\epsilon^2)$ in Eq. (9) can still be small enough to effectively perform robust phase estimation by taking B proportional to $1/\epsilon^2$.

Inserting Random Pauli Gates. Using the value of the rotation error shifts obtained during the calibration procedure, one can then insert random Pauli gates into the calibrated layered circuit to specifically suppress the errors in each block. This is achieved by shifting the rotation angle of all computational Pauli gates in the original circuit by angles of the same magnitude as that estimated in the calibration but of the opposite sign to cancel out the error.

It is straightforward to see that our method works to suppress errors in non-Clifford circuits since the values of the rotation angles above are not necessarily from a discrete set. Moreover, as we will demonstrate in the coming section, additional coherent errors on the inserted Pauli gates can also be dealt with, thereby endowing our method with robustness that is crucial in realistic settings.

¹ Note that the value of s in each term here differs, as it depends explicitly upon the commutation relation with the Pauli gates inserted at its neighboring position.

B. Suppressing the Accumulation of Coherent Errors

The REAS scheme suppresses any coherent error, both on the computational Pauli gates and on the inserted ones such that the error on the overall circuit $\prod_{\ell=1}^L \left(\bigotimes_{\vec{q} \in Q_\ell} e^{-i\sigma_{\ell,\vec{q}}\theta_{\ell,\vec{q}}} \right)$ decreases from $O(\epsilon L)$ to $O(\epsilon + \epsilon^2 L)$ on average.²

Up to now, we have analyzed REAS in the setting where one averages over the inserted random Pauli gates. Although it might seem at first glance that the average case being close to the ideal one is not necessarily related to the error on any individual gate, in App. B, we show that the former condition implies that the root mean square (RMS) of the latter is small, thereby bounding “worst case” scenarios. In particular, we show that the RMS error (using the diamond distance) between the error-free unitary implemented by $\prod_{\ell=1}^L \left(\bigotimes_{\vec{q} \in Q_\ell} e^{-i\sigma_{\ell,\vec{q}}\theta_{\ell,\vec{q}}} \right)$ and any single-shot unitary operator implemented after calibration in a given run with the random Pauli gate string inserted scales as $O(\sqrt{\epsilon + \epsilon^2 L})$, which approaches $O(\epsilon\sqrt{L})$ in the regime $L \gg 1/\epsilon$.

Now, we briefly explain how the REAS suppresses any coherent error occurring on the implementation of the inserted random Pauli operators themselves. Suppose that a single error term $i\epsilon C_{\vec{v}_{b'+1},b'}$ occurs on a Pauli operator $\sigma_{\vec{v}_{b'+1},b'}$ of

$$\left(\frac{1}{4^n} \right)^B \sum_{\vec{v}_1, \dots, \vec{v}_B} \left[\sigma_{\vec{v}_B} \prod_{\ell_B} \left(\bigotimes_{\vec{q} \in Q_{\ell_B}} e^{-i\sigma_{\ell_B,\vec{q}}\theta_{\ell_B,\vec{q}}} \right) \right] \prod_{b=1}^{B-1} \left[\sigma_{\vec{v}_{b+1},b} \prod_{\ell_b} \left(\bigotimes_{\vec{q} \in Q_{\ell_b}} e^{-i\sigma_{\ell_b,\vec{q}}\theta_{\ell_b,\vec{q}}} \right) \right] \sigma_{\vec{v}_1}, \quad (11)$$

so that the overall gate sequence implemented is

$$\left(\frac{1}{4^n} \right)^B \sum_{\vec{v}_1, \dots, \vec{v}_B} \sigma_{\vec{v}_B} [\dots] \sigma_{\vec{v}_{b'+2},b'+1} \prod_{\ell_{b'+1}} \left(\bigotimes_{\vec{q} \in Q_{\ell_{b'+1}}} e^{-i\sigma_{\ell_{b'+1},\vec{q}}\theta_{\ell_{b'+1},\vec{q}}} \right) (\sigma_{\vec{v}_{b'+1},b'} i\epsilon C_{\vec{v}_{b'+1},b'}) \prod_{\ell_{b'}} \left(\bigotimes_{\vec{q} \in Q_{\ell_{b'}}} e^{-i\sigma_{\ell_{b'},\vec{q}}\theta_{\ell_{b'},\vec{q}}} \right) \sigma_{\vec{v}_{b'},b'-1} [\dots] \sigma_{\vec{v}_1}. \quad (12)$$

This expression can be rewritten as

$$\begin{aligned} & \left(\frac{1}{4^n} \right)^2 \sum_{\vec{v}_{b'}, \vec{v}_{b'+1}} \prod_{b=b'+1}^B \prod_{\ell_b} \left(\bigotimes_{\vec{q} \in Q_{\ell_b}} e^{-i\sigma_{\ell_b,\vec{q}}\theta_{\ell_b,\vec{q}}} \right) \sigma_{\vec{v}_{b'}} i\epsilon C_{\vec{v}_{b'},b'+1} \sigma_{\vec{v}_{b'}} \prod_{b=1}^{b'} \prod_{\ell_b} \left(\bigotimes_{\vec{q} \in Q_{\ell_b}} e^{-i\sigma_{\ell_b,\vec{q}}\theta_{\ell_b,\vec{q}}} \right) \\ &= [\dots] \left(\frac{1}{4^n} \right) \sum_{\vec{v}_{b'}} \sigma_{\vec{v}_{b'}} \left(\frac{1}{4^n} \sum_{\vec{v}_{b'+1}} i\epsilon C_{\vec{v}_{b'},b'+1} \right) \sigma_{\vec{v}_{b'}} [\dots] = O(\epsilon^2), \end{aligned} \quad (13)$$

where $[\dots]$ represents the terms that are irrelevant. Since $\sum_{\vec{v}_{b'+1}} C_{\vec{v}_{b'},b'+1}$ is independent of $\vec{v}_{b'}$ and the term in $i\epsilon C_{\vec{v}_{b'},b'+1}$ that is proportional to the identity can be taken to be $O(\epsilon^2)$ without loss of generality, as shown in App. A.

C. Suppressing the Accumulation of Decoherence Errors (with Single Pauli Transformation)

The original procedure of REAS comprising calibration and then inserting random Pauli gates cannot immediately suppress general error due to decoherence. However, we now incorporate an additional step, which we dub “single Pauli transformation”, that allows our method to deal with certain classes of decoherence errors, in particular those modeled by weak system-environment interactions. See App. C for details.

Single Pauli Transformation. Here we modify all single-qubit computation gates $e^{-i\sigma_{\ell_b,\vec{q}}\theta_{\ell_b,\vec{q}}}$ (i.e., those except for the inserted random Pauli operators) as follows

$$\begin{aligned} e^{isYIt} &\rightarrow e^{i\frac{\pi}{4}XZ} e^{isZZt} e^{-i\frac{\pi}{4}XZ} \\ e^{isZIt} &\rightarrow e^{-i\frac{\pi}{4}XI} e^{i\frac{\pi}{4}XZ} e^{isZZt} e^{-i\frac{\pi}{4}XZ} e^{i\frac{\pi}{4}XI} \\ e^{isXIt} &\rightarrow e^{i\frac{\pi}{4}ZI} e^{i\frac{\pi}{4}XZ} e^{isZZt} e^{-i\frac{\pi}{4}XZ} e^{-i\frac{\pi}{4}ZI}. \end{aligned} \quad (14)$$

² It is straightforward to see that if one takes the maximum size of any block to be upper bounded by a constant, this result generalizes to reduce the error on the overall circuit $\prod_{b=1}^B \prod_{\ell_b} \left(\bigotimes_{\vec{q} \in Q_{\ell_b}} e^{-i\sigma_{\ell_b,\vec{q}}\theta_{\ell_b,\vec{q}}} \right)$ from $O(\epsilon B)$ to $O(\epsilon + \epsilon^2 B)$.

This transformation makes the single-qubit Pauli rotation gate robust against decoherence errors, thereby enabling the tolerance of the REAS procedure against such noise. As we will show below, this mapping leads to the suppression of decoherence errors that are up to first order in the operator norm of the interaction Hamiltonian.

Upon invoking the single Pauli transformation, the error-suppressing properties of REAS against decoherence errors become similar to those explained previously. In particular, this procedure suppresses decoherence error on both the computational gates and the inserted random Pauli operators in such a way that the error on the overall circuit $\prod_{\ell=1}^L \left(\bigotimes_{\vec{q} \in Q_\ell} e^{-i\sigma_{\ell,\vec{q}}\theta_{\ell,\vec{q}}} \right)$ changes from $O(\epsilon L)$ to $O(\epsilon + \epsilon^2 L)$ in the average case; similarly, the RMS of the diamond distance between the error-free unitary operation implemented by $\prod_{\ell=1}^L \left(\bigotimes_{\vec{q} \in Q_\ell} e^{-i\sigma_{\ell,\vec{q}}\theta_{\ell,\vec{q}}} \right)$ and any single-shot unitary operator implemented after calibration in a given run with random Pauli gates inserted scales as $O(\sqrt{\epsilon + \epsilon^2 L})$.

We now move on to analyze the class of decoherence errors that can be dealt with via REAS. We model the decoherence error via introducing an interaction Hamiltonian $H'_{\ell,\vec{q},s_{\vec{q}}}(t) \in \mathcal{H} \otimes \mathcal{H}_{\text{env}}$ of order ϵ that leads to the pulse Hamiltonian that implements the desired $e^{-is_{\vec{q}}\sigma_{\ell,\vec{q}}\theta_{\ell,\vec{q}}}$. Note that, since $H'_{\ell,\vec{q},s_{\vec{q}}}(t)$ can contain arbitrary terms that lead to both coherence and incoherence errors, our statements here are a direct generalization of those made in the previous section regarding coherent errors.

We begin by assuming that the decoherence noise applied to the layer $\left(\bigotimes_{\vec{q} \in Q_\ell} e^{-is_{\vec{q}}\sigma_{\ell,\vec{q}}\theta_{\ell,\vec{q}}} \right)$ can be expressed as

$$\mathcal{T} \exp \left[-i \int_0^T dt' \left(\sum_{\vec{q} \in Q_\ell} H_{\ell,\vec{q},s_{\vec{q}}}(t') \right) + H_{\text{env}} + \sum_{\vec{q} \in Q_\ell} H'_{\ell,\vec{q},s_{\vec{q}}}(t') \right], \quad (15)$$

where $H_{\ell,\vec{q},s_{\vec{q}}}(t') \in \mathcal{H}$ is the time-dependent pulse Hamiltonian to implement the desired gate $e^{-is_{\vec{q}}\sigma_{\ell,\vec{q}}\theta_{\ell,\vec{q}}}$, $H'_{\ell,\vec{q},s_{\vec{q}}}(t') \in \mathcal{H} \otimes \mathcal{H}_{\text{env}}$ is the undesired Hamiltonian that is induced when applying $H_{\ell,\vec{q},s_{\vec{q}}}$ in the presence of noise, $H_{\text{env}} \in \mathcal{H}_{\text{env}}$ is the background Hamiltonian of the environment, and \mathcal{T} is the time ordering operator. Again, identity operators on subspaces where the dynamics acts trivially are implied. We also assume that the undesired Hamiltonian $H'_{\ell,\vec{q},s_{\vec{q}}}(t')$ does not contain interaction terms involving more than two systems (either qubits in \mathcal{H} or subsystem in \mathcal{H}_{env}); since most Hamiltonians in nature involve at most two-body interactions, this assumption seems natural.

Note that many relevant decoherence mechanisms—such as depolarizing, amplitude damping, and dephasing—can be expressed by this interaction model. Indeed, for single-qubit decoherence channels

$$\mathcal{E}_p^{\text{dpl}}(\rho) := (1-p)\rho + p\frac{I}{2}, \quad \mathcal{E}_\gamma^{\text{ad}}(\rho) := E_0\rho E_0^\dagger + E_1\rho E_1^\dagger, \quad \mathcal{E}_p^{\text{dph}}(\rho) := (1-p)\rho + pZ\rho Z, \quad (16)$$

where

$$E_0 := \begin{pmatrix} 1 & 0 \\ 0 & \sqrt{\gamma} \end{pmatrix} \quad \text{and} \quad E_1 := \begin{pmatrix} 0 & \sqrt{\gamma} \\ 0 & 0 \end{pmatrix}, \quad (17)$$

their action can be modeled explicitly as

$$\begin{aligned} \mathcal{E}_{\sin^2(2\delta t)}^{\text{dpl}}(\rho) &= \text{tr}_{\text{env}} \left[e^{-i\delta t(X \otimes X_{\text{env}} + Y \otimes Y_{\text{env}} + Z \otimes Z_{\text{env}})} \left(\rho \otimes \frac{I_{\text{env}}}{2} \right) e^{i\delta t(X \otimes X_{\text{env}} + Y \otimes Y_{\text{env}} + Z \otimes Z_{\text{env}})} \right] \\ \mathcal{E}_{\sin^2(\delta t)}^{\text{ad}}(\rho) &= \text{tr}_{\text{env}} \left[e^{-i\frac{\delta t}{2}(X \otimes X_{\text{env}} + Y \otimes Y_{\text{env}})} (\rho \otimes |0\rangle\langle 0|_{\text{env}}) e^{i\frac{\delta t}{2}(X \otimes X_{\text{env}} + Y \otimes Y_{\text{env}})} \right] \\ \mathcal{E}_{\sin^2(\delta t)}^{\text{dph}}(\rho) &= \text{tr}_{\text{env}} \left[e^{-i\delta t(Z \otimes Z_{\text{env}})} \left(\rho \otimes \frac{I_{\text{env}}}{2} \right) e^{i\delta t(Z \otimes Z_{\text{env}})} \right]. \end{aligned} \quad (18)$$

As is the case regarding dynamical decoupling, note that different ways of modeling decoherence in this interaction picture can lead to varying performance of REAS. For instance, in a similar discussion to that of Ref. [45], any decoherence error that is modeled by quantum channels on the system without explicitly referring to its environment cannot be erased by REAS (as can be seen by considering the case where the depolarizing channel acts on all gates).

IV. NUMERICAL RESULTS

We now present numerical simulations that showcase the efficacy of our methods. We consider the setting where \mathcal{H} (qubits: S_0, S_1) and \mathcal{H}_{env} (qubits: E_0, E_1) are two-qubit systems (see Fig. 2). The initial (global) state of the

circuit is $|0\rangle^{\otimes 4}$ in all simulations. All computational gates and inserted Pauli gates are affected by decoherence noise simulated by applying the global unitary $e^{-i\gamma H} \in \mathcal{H} \otimes \mathcal{H}_{\text{env}}$, where H is normalized as $\|H\|_2 = 1$ and the parameter γ specifies the scale of noise, after each gate. The value of γ is common across all gates, but the operator H consisting of single-qubit Pauli terms on all systems and two-qubit Pauli terms on S_0E_0 and S_1E_1 are randomly chosen for each gate (unless specified otherwise). For simplicity, we assume that the rotation angle takes values in $\pm\frac{\pi}{2}$, $\pm\frac{\pi}{4}$, and $\pm\frac{\pi}{8}$.

In Sec. IV A, we compare our REAS calibration method to the theoretical prediction for a deep circuit, as well as with conventional calibration techniques (i.e., performing phase estimation without inserting random Pauli gates). In Secs. IV B and IV C, we choose the noise Hamiltonians such that the first-order γ term in the shift in rotation angle vanishes to avoid the calibration step, which required too long computation time to give precise results.

A. Effectiveness of REAS in Deep Circuits

Here, we demonstrate the effectiveness of our REAS scheme in a deep circuit. We consider a circuit block of depth 3 in Fig. 2(a) containing only two-qubit Pauli computation gates. The string $ZY(\pi/8)$ indicates the Pauli rotation $e^{-i\frac{\pi}{8}ZY} \otimes I_{\text{env}}$; other strings mean similar. In Fig. 2(b), we verify numerically that the theoretical prediction of the RMS between the ideal circuit and a single-shot unitary operator implemented after calibration in a given run of the circuit with random Pauli gates inserted scales as $O(\sqrt{B})$. (Note that since each block contains three gates, $B = 3L$.)

We first perform the REAS calibration to obtain an estimate of the shift in the rotation angle of each gate in $ZY(\pi/8)$, $YZ(-\pi/8)$, and $XY(-\pi/8)$. Throughout the simulation, we fix the noise parameter $\gamma = 0.01$ and introduce a bias in choosing H of the coherent noise $e^{-i\gamma H}$; this is done so that the term proportional to the computational Pauli operator is likely to have a large coefficient, in order to clearly demonstrate the effect of calibration.

We then apply the inverse shift of the rotation angles applied according to the estimates obtained in the REAS calibration, before repeating the circuit block $B \in \{1, 2, 5, 10, 20, 50, 100, 200, 500\}$ times, and measuring the expectation value of the observable $IZII$ (i.e., Z on S_1). Finally, we compute the RMS (sampling number: 50) between the ideal expectation value and that obtained in the noisy circuit, both with and without REAS.

The graph in Fig. 2(b) shows that the scaling of the RMS of the difference in the expectation value is nearly of order $B^{1/2}$. Although the theory only predicts that the RMS is upper bounded by a function scaling like $B^{1/2}$, which does not imply that a change in the value of RMS always follows this scaling (e.g., oscillations of the RMS value are possible), the value of the power calculated here is ≈ 0.501 , corresponding closely to the upper bound. In contrast, the corresponding scaling for the case without REAS grows faster (approximately linearly) until it reaches the saturation point. The table in Fig. 2(c) shows that the value of rotation shift caused by the coherent error is precisely estimated by the REAS calibration with error less than 0.1×10^{-3} rad. In contrast, the estimate of this rotation shift deviates further from the theoretical prediction when using calibration without REAS. This result implies that the usual calibration based on the phase estimation without inserting random Pauli cannot precisely remove the effect of rotation shift and thus REAS calibration is required.

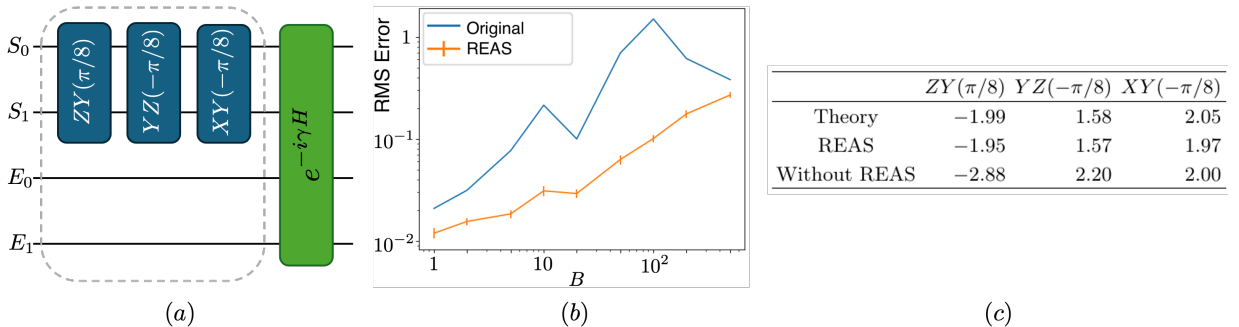


FIG. 2. (a) *Deep Circuit*.—We consider a deep circuit composed of repeated blocks of computational gates (blue) $ZY(\pi/8)$, $YZ(-\pi/8)$, $XY(-\pi/8)$, where, e.g., $ZY(\pi/8)$ corresponds to $e^{-i\frac{\pi}{8}ZY} \otimes I_{\text{env}}$ and similar for the others. Following this, decoherence noise is simulated by applying $e^{-i\gamma H}$ (green) on all qubits (including the environment). (b) *REAS Performance in a Deep Circuit*.—The blocks are iterated a number B times, leading to overall circuits of growing depth, and we measure the RMS error with respect to the expectation value of $IZII$ [see Eq. (20)]. (c) *Shift in Rotation Angle* (10^{-3} rad).—Here we calculate the shift in rotation angle, i.e., the coherent error, in theory as well as with REAS and with conventional calibration techniques, highlighting the performance of the former.

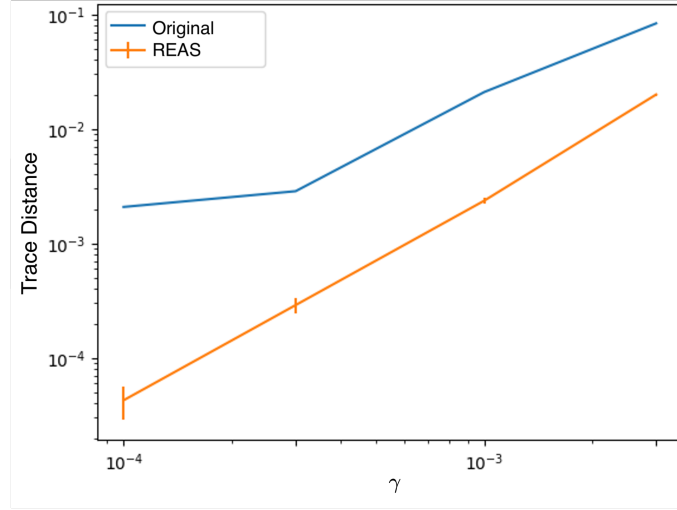


FIG. 3. *Suppression of First-order Error.*—Here we demonstrate that in the limit $\gamma \rightarrow 0$, the first order error term vanishes when REAS is applied (orange, REAS), in contrast to the case where it is not (blue, Original), as predicted by theory.

B. Suppression of the First-order Error

In Fig. 3, we demonstrate that the first-order term of the error vanishes in the regime where γ is near zero (i.e., the weak-coupling regime), as predicted by theory. To do so, we randomly generate a circuit with a depth of 1000 that only contains two-qubit Pauli rotations as the computational gates. For $\gamma \in \{0.0001, 0.0003, 0.001, 0.003\}$, we compute the average trace distance between the state obtained after running the error-free circuit and that obtained after running a noisy circuit both with and without the REAS procedure applied (sampling number: 4000). The simulation in Fig. 3 shows a near quadratic dependence of the trace distance on γ when using REAS, whereas the scaling for the case without REAS is near linear for small γ .

C. Effectiveness of the Single Pauli Transformation

In Fig. 4, we demonstrate how incorporating the single Pauli transformation helps to reduce decoherence noise. We randomly generate a circuit with a depth of 1000 that contains both single-qubit and two-qubit Pauli gates. For $\gamma \in \{0.0002, 0.0005, 0.001, 0.005\}$, we then compute the average trace distance between the state obtained after running the ideal circuit and that obtained after running the noisy circuit, both with and without REAS applied and both with and without the single Pauli transformation (sampling number: 4000). The simulation shown in Fig. 4 shows that the circuit implemented with the single Pauli transformation included displays a smaller trace distance in the small γ regime compared to the case where Pauli rotation is implemented directly without said transformation procedure.

V. EXPERIMENTAL DEMONSTRATION

To supplement the numerical results above, we finally demonstrate the performance of our REAS method on real quantum computing systems. We use Trotterized circuits to simulate the time evolution of a one-dimensional transverse field Ising model and analyze how the error scales with respect to the number of Trotter steps, which is proportional to the number of 2-qubit gate layers. The Hamiltonian of the model is

$$H = - \sum_{i=1}^{N-1} g_i Z_i Z_{i+1} - \sum_{i=1}^N h_i X_i \quad (19)$$

where g_i represents the interaction strength between spins i and $i+1$, h_i represents the external magnetic field strength at site i , and N is the number of spins (i.e. qubits) of the system.

In order to calculate the ideal output of the circuit, we use the so-called compute-uncompute procedure, which consists of a first stage where the original circuit U is applied, and a second stage where it is reversed via application

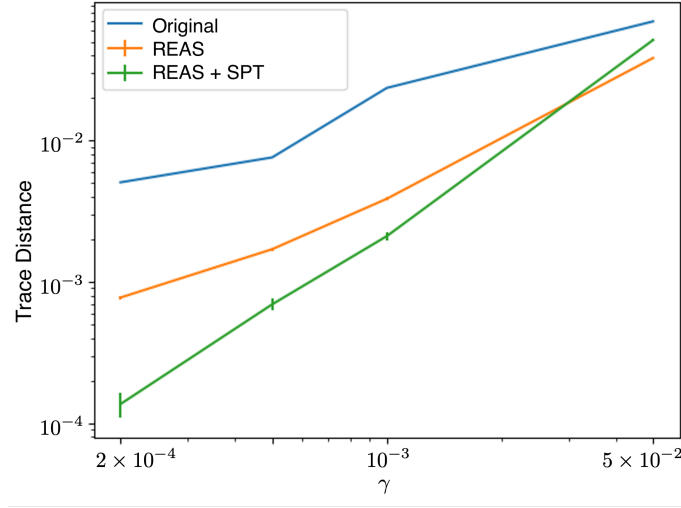


FIG. 4. *Effectiveness of Single Pauli Transformation.*—Here we demonstrate the suppression of decoherence errors by comparing three situations: first, without REAS (blue, Original); second, with REAS but without incorporating the single Pauli transformation procedure (orange, REAS); and third, with REAS and single Pauli transformation (green, REAS + SPT). The behavior improves accordingly.

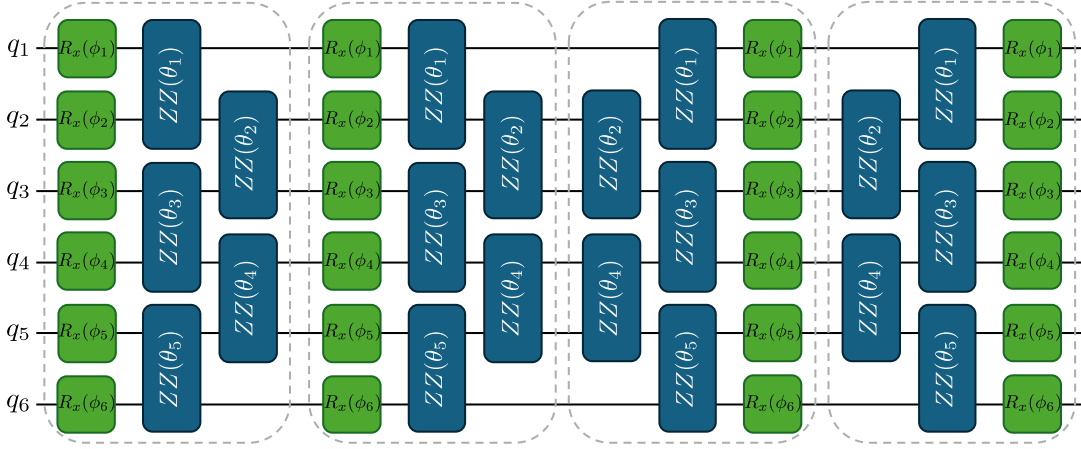


FIG. 5. *Example Circuit.*—A compute-uncompute Trotterized circuit of simulating the time evolution of a one-dimensional transversal field Ising model on six qubits using two Trotter steps. For the experimental demonstration, we employ circuits with the same structure on 100 qubits with 1 to 16 Trotter steps.

of U^\dagger . The ideal output state of such circuits applied to an initial blank register $|0\rangle^{\otimes N}$ will be identical to the input state, which has trivial expectation value (i.e., either 0 or 1) for any Pauli observable. This allows us to compute how far the experimentally obtained expectation values are from the ideal ones.

In Fig. 5, we show an example circuit in the case of $N = 6$ with two Trotter steps. As shown in the figure, the i^{th} ZZ term in the Hamiltonian Eq. (19) generates a $ZZ(\theta_i)$ rotation gate in each Trotter step, where θ_i is an angle proportional to g_i and the time step. In our experiment, we choose the value θ_i by tuning the pulse amplitude that implements the $ZZ(\theta_i)$ rotation gate (see App. D for details). By setting parameters in this way, our circuits are free from coherent ZZ rotation errors by definition, allowing us to skip the calibration step discussed in Sec. III A. As for the X_i term in the Hamiltonian, this evolution is implemented by an $R_x(\phi_i)$ gate, where ϕ_i is an angle proportional to h_i and the time step. We use the uniform value $\phi_i = 0.1\pi$ for all $i = 1 \dots N$ in our experiment.

We evaluate the amount of errors by the RMS error of the expectation value of a Pauli observable P , i.e.,

$$\sqrt{\sum_k p_k \|\langle P \rangle_{\text{ideal}} - \langle P \rangle_{\text{exp}(k)}\|^2} \quad (20)$$

where p_k is the probability of drawing the k^{th} set of random Paulis in the REAS procedure and $\langle P \rangle_{\text{exp}(k)}$ represents

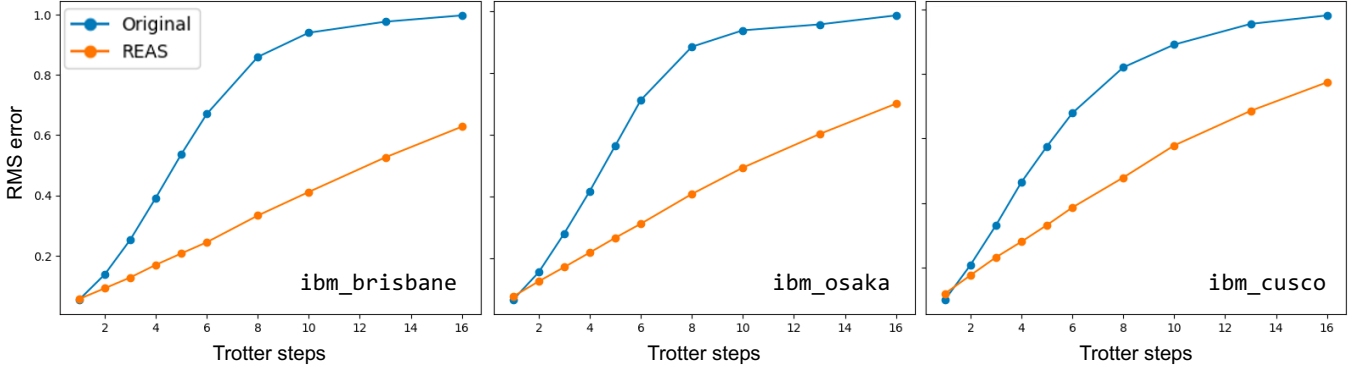


FIG. 6. *Experimental Demonstration.*—Average RMS error over 100 weight-1 Z observables by Trotter steps with REAS (orange, REAS) and without REAS (blue, Original) using three IBM Quantum processors: `ibm_brisbane`, `ibm_osaka` and `ibm_cusco`. These results highlight the efficacy and robustness of our method across distinct quantum devices.

the expectation value of P experimentally observed in the k^{th} circuit realization.³

For the experiment, we made use of 127-qubit IBM Quantum processors [46], namely `ibm_brisbane`, `ibm_osaka` and `ibm_cusco`, comparing the average error in expectation values both with and without the REAS procedure applied. In both cases, we considered Trotter steps: 1, 2, 3, 4, 5, 6, 8, 10, 13, 16. Here, e.g., 16 Trotter steps corresponds to 64 two-qubit gate layers, since each step consists of two layers and the steps are doubled by uncomputing. For the cases where REAS is applied, we sampled 25 circuits for each number of Trotter steps, meaning that we ran ten circuits for the situation without REAS and 250 circuits for that with it. In order to balance the total number of shots, we set 10000 shots for the former case and 400 shots for the latter. For each circuit, we measured all weight-1 Pauli observables for 100 qubits and computed the RMS error [see Eq. (20)] for each observable. To accurately estimate the expectation values of the observables, we applied a readout error mitigation technique called Twirled Readout Error eXtinction (TREX) [47]. Fig. 6 demonstrates how RMS error (averaged over all 100 weight-1 Z observables) scales with Trotter steps. Clearly, the suppression of errors via REAS improves as the number of Trotter steps grows for all experiments on the three processors.

VI. DISCUSSION

We have presented an advanced, robust method of quantum error suppression. The ability to deal with non-Clifford circuits and incorporate both coherent and decoherence errors, both in the original circuit and in its modification, stems from combining robust phase estimation techniques with a calibrated Pauli twirling-type procedure, as described in Secs. II and III. To highlight the immediate applicability of our results, we present numerical evidence for the quadratic reduction in error growth presented in Sec. IV and furthermore present an experimental demonstration in Sec. V. Since the types of errors that our method is tailor-made to deal with go far beyond the current state-of-the-art, we expect our methods to be widely adopted across a variety of platforms.

Looking forward, extending our method to deal with leakage/qubit loss will be an important generalization. Secondly, an improved technique of dealing with correlated errors across many qubits, e.g., non-local crosstalk. Lastly, actively suppressing errors in complex non-Markovian processes remains of utmost importance, especially as the timescales over which one can access quantum systems are ever shortening, making non-trivial temporal correlations more prevalent [48–54].

NOTE

Upon completion of this work, we became aware of a related method that similarly generalizes Pauli twirling techniques to suppress errors in non-Clifford circuits [55].

³ Note that we are interested in the average of errors of expectation values (i.e., the effect of error suppression), not in measuring the error on the averaged expectation value (i.e., the effect of error mitigation).

ACKNOWLEDGMENTS

We thank Joseph Emerson for interesting discussions. P.T. acknowledges funding from the Japan Society for the Promotion of Science (JSPS) Postdoctoral Fellowships for Research in Japan and the IBM-UTokyo Laboratory. N.Y. is supported by PRESTO, JST, Grant No. JPMJPR2119, COI-NEXT program Grant No. JPMJPF2221, JST ERATO Grant Number JPMJER2302, and JST CREST Grant Number JPMJCR23I4, Japan and IBM Quantum. M.M. was supported by MEXT Quantum Leap Flagship Program (MEXT QLEAP) JPMXS0118069605, JPMXS0120351339, JSPS KAKENHI Grant No. 21H03394 and No. 23K21643, and IBM Quantum.

-
- [1] D. Aharonov, M. Ben-Or, R. Impagliazzo, and N. Nisan, Limitations of noisy reversible computation (1996), [arXiv:quant-ph/9611028](#).
 - [2] P. W. Shor, Algorithms for quantum computation: discrete logarithms and factoring, in *Proceedings 35th Annual Symposium on Foundations of Computer Science* (1994) p. 124.
 - [3] P. W. Shor, Polynomial-time algorithms for prime factorization and discrete logarithms on a quantum computer, *SIAM J. Comput.* **26**, 1484 (1997), [arXiv:quant-ph/9508027](#).
 - [4] A. Acín, I. Bloch, H. Buhrman, T. Calarco, C. Eichler, J. Eisert, D. Esteve, N. Gisin, S. J. Glaser, F. Jelezko, S. Kuhr, M. Lewenstein, M. F. Riedel, P. O. Schmidt, R. Thew, A. Wallraff, I. Walmsley, and F. K. Wilhelm, The quantum technologies roadmap: a European community view, *New J. Phys.* **20**, 080201 (2018), [arXiv:1712.03773](#).
 - [5] D. D. Awschalom, H. Bernien, R. Brown, A. Clerk, E. Chitambar, A. Dibos, J. Dionne, M. Eriksson, B. Fefferman, G. D. Fuchs, J. Gambetta, E. Goldschmidt, S. Guha, F. J. Heremans, K. D. Irwin, A. B. Jayich, L. Jiang, J. Karsch, M. Kasevich, S. Kolkowitz, P. G. Kwiat, T. Ladd, J. Lowell, D. Maslov, N. Mason, A. Y. Matsuura, R. McDermott, R. van Meter, A. Miller, J. Orcutt, M. Saffman, M. Schleier-Smith, M. K. Singh, P. Smith, M. Suchara, F. Toudeh-Fallah, M. Turlington, B. Woods, and T. Zhong, *A Roadmap for Quantum Interconnects*, Tech. Rep. (Argonne National Laboratory (ANL), Argonne, IL United States, 2022).
 - [6] P. W. Shor, Scheme for reducing decoherence in quantum computer memory, *Phys. Rev. A* **52**, R2493 (1995).
 - [7] A. R. Calderbank and P. W. Shor, Good quantum error-correcting codes exist, *Phys. Rev. A* **54**, 1098 (1996), [arXiv:quant-ph/9512032](#).
 - [8] A. M. Steane, Error correcting codes in quantum theory, *Phys. Rev. Lett.* **77**, 793 (1996).
 - [9] R. Laflamme, C. Miquel, J. P. Paz, and W. H. Zurek, Perfect quantum error correcting code, *Phys. Rev. Lett.* **77**, 198 (1996), [arXiv:quant-ph/9602019](#).
 - [10] B. M. Terhal, Quantum error correction for quantum memories, *Rev. Mod. Phys.* **87**, 307 (2015), [arXiv:1302.3428](#).
 - [11] R. Acharya, L. Aghababaie-Beni, I. Aleiner, T. I. Andersen, M. Ansmann, F. Arute, K. Arya, A. Asfaw, N. Astrakhantsev, J. Atalaya, and others [Google Quantum AI and collaborators], Quantum error correction below the surface code threshold (2024), [arXiv:2408.13687](#).
 - [12] K. Temme, S. Bravyi, and J. M. Gambetta, Error mitigation for short-depth quantum circuits, *Phys. Rev. Lett.* **119**, 180509 (2017), [arXiv:1612.02058](#).
 - [13] Y. Li and S. C. Benjamin, Efficient variational quantum simulator incorporating active error minimization, *Phys. Rev. X* **7**, 021050 (2017), [arXiv:1611.09301](#).
 - [14] S. Endo, S. C. Benjamin, and Y. Li, Practical quantum error mitigation for near-future applications, *Phys. Rev. X* **8**, 031027 (2018), [arXiv:1712.09271](#).
 - [15] B. Koczor, Exponential error suppression for near-term quantum devices, *Phys. Rev. X* **11**, 031057 (2021), [arXiv:2011.05942](#).
 - [16] W. J. Huggins, S. McArdle, T. E. O'Brien, J. Lee, N. C. Rubin, S. Boixo, K. B. Whaley, R. Babbush, and J. R. McClean, Virtual distillation for quantum error mitigation, *Phys. Rev. X* **11**, 041036 (2021), [arXiv:2011.07064](#).
 - [17] N. Yoshioka, H. Hakoshima, Y. Matsuzaki, Y. Tokunaga, Y. Suzuki, and S. Endo, Generalized quantum subspace expansion, *Phys. Rev. Lett.* **129**, 020502 (2022), [arXiv:2107.02611](#).
 - [18] H. Hakoshima, S. Endo, K. Yamamoto, Y. Matsuzaki, and N. Yoshioka, Localized Virtual Purification, *Phys. Rev. Lett.* **133**, 080601 (2024), [arXiv:2308.13500](#).
 - [19] Z. Cai, R. Babbush, S. C. Benjamin, S. Endo, W. J. Huggins, Y. Li, J. R. McClean, and T. E. O'Brien, Quantum error mitigation, *Rev. Mod. Phys.* **95**, 045005 (2023), [arXiv:2210.00921](#).
 - [20] A. Kandala, A. Mezzacapo, K. Temme, M. Takita, M. Brink, J. M. Chow, and J. M. Gambetta, Hardware-efficient variational quantum eigensolver for small molecules and quantum magnets, *Nature* **549**, 242 (2017), [arXiv:1704.05018](#).
 - [21] A. Kandala, K. Temme, A. D. Córcoles, A. Mezzacapo, J. M. Chow, and J. M. Gambetta, Error mitigation extends the computational reach of a noisy quantum processor, *Nature* **567**, 491 (2019), [arXiv:1805.04492](#).
 - [22] Y. Kim, C. J. Wood, T. J. Yoder, S. T. Merkel, J. M. Gambetta, K. Temme, and A. Kandala, Scalable error mitigation for noisy quantum circuits produces competitive expectation values, *Nat. Phys.* **19**, 752 (2023), [arXiv:2108.09197](#).
 - [23] Y. Kim, A. Eddins, S. Anand, K. X. Wei, E. van den Berg, S. Rosenblatt, H. Nayfeh, Y. Wu, M. Zaletel, K. Temme, and A. Kandala, Evidence for the utility of quantum computing before fault tolerance, *Nature* **618**, 500 (2023).
 - [24] K. Tsubouchi, T. Sagawa, and N. Yoshioka, Universal cost bound of quantum error mitigation based on quantum estimation theory, *Phys. Rev. Lett.* **131**, 210601 (2023), [arXiv:2208.09385](#).

- [25] R. Takagi, H. Tajima, and M. Gu, Universal sampling lower bounds for quantum error mitigation, *Phys. Rev. Lett.* **131**, 210602 (2023), [arXiv:2208.09178](#).
- [26] Y. Quek, D. Stilck França, S. Khatiri, J. J. Meyer, and J. Eisert, Exponentially tighter bounds on limitations of quantum error mitigation, *Nat. Phys.* (2024), [arXiv:2210.11505](#).
- [27] L. Viola, E. Knill, and S. Lloyd, Dynamical decoupling of open quantum systems, *Phys. Rev. Lett.* **82**, 2417 (1999), [arXiv:quant-ph/9809071](#).
- [28] M. B. Hastings, Turning gate synthesis errors into incoherent errors, *Quantum Info. Comput.* **17**, 488 (2017), [arXiv:1612.01011](#).
- [29] E. Campbell, Shorter gate sequences for quantum computing by mixing unitaries, *Phys. Rev. A* **95**, 042306 (2017), [arXiv:1612.02689](#).
- [30] S. Akibue, G. Kato, and S. Tani, Probabilistic state synthesis based on optimal convex approximation, *npj Quantum Inf.* **10**, 3 (2024), [arXiv:2303.10860](#).
- [31] W. Dür, M. Hein, J. I. Cirac, and H.-J. Briegel, Standard forms of noisy quantum operations via depolarization, *Phys. Rev. A* **72**, 052326 (2005), [arXiv:quant-ph/0507134](#).
- [32] E. Magesan, J. M. Gambetta, and J. Emerson, Scalable and robust randomized benchmarking of quantum processes, *Phys. Rev. Lett.* **106**, 180504 (2011), [arXiv:1009.3639](#).
- [33] M. R. Geller and Z. Zhou, Efficient error models for fault-tolerant architectures and the Pauli twirling approximation, *Phys. Rev. A* **88**, 012314 (2013), [arXiv:1305.2021](#).
- [34] J. J. Wallman and J. Emerson, Noise tailoring for scalable quantum computation via randomized compiling, *Phys. Rev. A* **94**, 052325 (2016), [arXiv:1512.01098](#).
- [35] J. Hines, M. Lu, R. K. Naik, A. Hashim, J.-L. Ville, B. Mitchell, J. M. Kriekbaum, D. I. Santiago, S. Seritan, E. Nielsen, R. Blume-Kohout, K. Young, I. Siddiqi, B. Whaley, and T. Proctor, Demonstrating scalable randomized benchmarking of universal gate sets, *Phys. Rev. X* **13**, 041030 (2023), [arXiv:2207.07272](#).
- [36] Y. Akaoshi, K. Maruyama, H. Oshima, S. Sato, and K. Fujii, Partially Fault-Tolerant Quantum Computing Architecture with Error-Corrected Clifford Gates and Space-Time Efficient Analog Rotations, *PRX Quantum* **5**, 010337 (2024), [arXiv:2303.13181](#).
- [37] A. Hashim, R. K. Naik, A. Morvan, J.-L. Ville, B. Mitchell, J. M. Kriekbaum, M. Davis, E. Smith, C. Iancu, K. P. O'Brien, I. Hincks, J. J. Wallman, J. Emerson, and I. Siddiqi, Randomized Compiling for Scalable Quantum Computing on a Noisy Superconducting Quantum Processor, *Phys. Rev. X* **11**, 041039 (2021), [arXiv:2010.00215](#).
- [38] J.-L. Ville, A. Morvan, A. Hashim, R. K. Naik, M. Lu, B. Mitchell, J.-M. Kriekbaum, K. P. O'Brien, J. J. Wallman, I. Hincks, J. Emerson, E. Smith, E. Younis, C. Iancu, D. I. Santiago, and I. Siddiqi, Leveraging randomized compiling for the quantum imaginary-time-evolution algorithm, *Phys. Rev. Res.* **4**, 033140 (2022), [arXiv:2104.08785](#).
- [39] S. Ferracin, A. Hashim, J.-L. Ville, R. Naik, A. Carignan-Dugas, H. Qassim, A. Morvan, D. I. Santiago, I. Siddiqi, and J. J. Wallman, Efficiently improving the performance of noisy quantum computers, *Quantum* **8**, 1410 (2024), [arXiv:2201.10672](#).
- [40] T. Kurita, H. Qassim, M. Ishii, H. Oshima, S. Sato, and J. Emerson, Synergetic quantum error mitigation by randomized compiling and zero-noise extrapolation for the variational quantum eigensolver, *Quantum* **7**, 1184 (2023), [arXiv:2212.11198](#).
- [41] N. Goss, S. Ferracin, A. Hashim, A. Carignan-Dugas, J. M. Kriekbaum, R. K. Naik, D. I. Santiago, and I. Siddiqi, Extending the Computational Reach of a Superconducting Qutrit Processor (2023), [arXiv:2305.16507](#).
- [42] N. Sundaresan, I. Lauer, E. Pritchett, E. Magesan, P. Jurcevic, and J. M. Gambetta, Reducing unitary and spectator errors in cross resonance with optimized rotary echoes, *PRX Quantum* **1**, 020318 (2020), [arXiv:2007.02925](#).
- [43] D. Layden, G. Mazzola, R. V. Mishmash, M. Motta, P. Wocjan, J.-S. Kim, and S. Sheldon, Quantum-enhanced markov chain Monte Carlo, *Nature* **619**, 282 (2023), [arXiv:2203.12497](#).
- [44] S. Kimmel, G. H. Low, and T. J. Yoder, Robust calibration of a universal single-qubit gate set via robust phase estimation, *Phys. Rev. A* **92**, 062315 (2015), [arXiv:1502.02677](#).
- [45] C. Arenz, R. Hillier, M. Fraas, and D. Burgarth, Distinguishing decoherence from alternative quantum theories by dynamical decoupling, *Phys. Rev. A* **92**, 022102 (2015), [arXiv:1405.7644](#).
- [46] IBM Quantum, <https://quantum.ibm.com/> (2021).
- [47] E. van den Berg, Z. K. Mineev, and K. Temme, Model-free readout-error mitigation for quantum expectation values, *Phys. Rev. A* **105**, 032620 (2022), [arXiv:2012.09738](#).
- [48] G. A. L. White, C. D. Hill, F. A. Pollock, L. C. L. Hollenberg, and K. Modi, Demonstration of non-Markovian process characterisation and control on a quantum processor, *Nat. Commun.* **11**, 6301 (2020), [arXiv:2004.14018](#).
- [49] Y. Guo, P. Taranto, B.-H. Liu, X.-M. Hu, Y.-F. Huang, C.-F. Li, and G.-C. Guo, Experimental Demonstration of Instrument-Specific Quantum Memory Effects and Non-Markovian Process Recovery for Common-Cause Processes, *Phys. Rev. Lett.* **126**, 230401 (2021), [arXiv:2003.14045](#).
- [50] K. Goswami, C. Giarmatzis, C. Monterola, S. Shrapnel, J. Romero, and F. Costa, Experimental characterization of a non-Markovian quantum process, *Phys. Rev. A* **104**, 022432 (2021), [arXiv:2102.01327](#).
- [51] P. Figueroa-Romero, K. Modi, R. J. Harris, T. M. Stace, and M.-H. Hsieh, Randomized Benchmarking for Non-Markovian Noise, *PRX Quantum* **2**, 040351 (2021), [arXiv:2107.05403](#).
- [52] P. Figueroa-Romero, K. Modi, and M.-H. Hsieh, Towards a general framework of Randomized Benchmarking incorporating non-Markovian Noise, *Quantum* **6**, 868 (2022), [arXiv:2202.11338](#).
- [53] G. White, F. Pollock, L. Hollenberg, K. Modi, and C. Hill, Non-Markovian Quantum Process Tomography, *PRX Quantum* **3**, 020344 (2022), [arXiv:2106.11722](#).
- [54] G. A. L. White, K. Modi, and C. D. Hill, Filtering Crosstalk from Bath Non-Markovianity via Spacetime Classical Shadows, *Phys. Rev. Lett.* **130**, 160401 (2023), [arXiv:2210.15333](#).

- [55] J. dos Santos, B. Bar, and R. Uzdin, Deeper quantum circuits via pseudo-twirling coherent errors mitigation in non-Clifford gates (2024), [arXiv:2401.09040](#).
- [56] T. Otake, H. Kristjánsson, A. Soeda, and M. Murao, Higher-order quantum transformations of hamiltonian dynamics, *Phys. Rev. Res.* **6**, L012063 (2024), [arXiv:2303.09788](#).

Appendix A: Suppression of Coherent Errors by REAS

Here, we demonstrate how the REAS protocol can deal with coherent errors. For simplicity, suppose that the gate sequence that one wishes to implement in the computation does not involve parallel application of Pauli rotation gates, i.e., it can be written as

$$\prod_{j=1}^L e^{-i\sigma_j \theta_j} \in \mathcal{L}(\mathcal{H}) \quad (\text{A1})$$

using single- or two-qubit Pauli operators $\sigma_1, \dots, \sigma_L$ and rotation angles $\theta_1, \dots, \theta_L$. Again, we abbreviate the tensor product with the identity on the systems that undergo trivial dynamics. Suppose that coherent errors affect each Pauli rotation $e^{-is\sigma_j \theta_j}$ ($s \in \{+1, -1\}$) so that the actual noisy gate implemented is expressed as $e^{-is\sigma_j \theta_j} [I + i\epsilon C_{s,j}]$ for some unitary $I + i\epsilon C_{s,j}$ where $\epsilon > 0$ and $\|C_{s,j}\|_{\text{op}} \leq 1$ for all (s, j) . Here, we assume that the same error occurs on the same type of gate at any time, namely, $C_{s,j} = C_{s,k}$ if $(\sigma_j, \theta_j) = (\sigma_k, \theta_k)$, which is rather natural and required to enable calibration.

Since each $C_{s,j}$ is defined on \mathcal{H} , it can be decomposed in terms of a linear combination of n -qubit Pauli operators as

$$C_{s,j} =: \sum_{\vec{v} \in \{0,1,2,3\}^n} \alpha_{\vec{v},j}(s) \sigma_{\vec{v}} \quad (\text{A2})$$

using complex numbers $\alpha_{\vec{v}}(s) \in \mathbb{C}$. Importantly, note that $\alpha_{\vec{v},j}(s)$ can be further decomposed into a sum of s -dependent part and s -independent part as $\alpha_{\vec{v},j}(s) =: \bar{\alpha}_{\vec{v},j} + s\Delta\alpha_{\vec{v},j}$, where $\bar{\alpha}_{\vec{v},j} := \frac{1}{2}[\alpha_{\vec{v},j}(1) + \alpha_{\vec{v},j}(-1)]$ and $\Delta\alpha_{\vec{v},j} := \frac{1}{2}[\alpha_{\vec{v},j}(1) - \alpha_{\vec{v},j}(-1)]$. We will frequently make use of this technique throughout this analysis.

Since the operator $[I + i\epsilon C_{s,j}]$ is unitary, it follows that

$$\left[I + i\epsilon \sum_{\vec{v}} \alpha_{\vec{v},j}(s) \sigma_{\vec{v}} \right] \left[I - i\epsilon \sum_{\vec{v}} \alpha_{\vec{v},j}^*(s) \sigma_{\vec{v}} \right] = I + i\epsilon \left(\sum_{\vec{v}} (\alpha_{\vec{v},j}(s) - \alpha_{\vec{v},j}^*(s)) \right) + O(\epsilon^2) = I, \quad (\text{A3})$$

which implies that the 0th order ϵ term $\alpha_{\vec{v},j}^{(0)}$ of $\alpha_{\vec{v},j}$ is real. Moreover, we can take the 0th order ϵ term $\alpha_{\vec{0},j}^{(0)}$, namely $\alpha_{\vec{0},j}^{(0)}$, the dominant term of the coefficient of I , to be 0 without loss of generality. This is because it can be canceled via an appropriate global phase, as follows

$$\begin{aligned} \frac{1 - i\epsilon\alpha_{\vec{0},j}^{(0)}}{\sqrt{1 + (\epsilon\alpha_{\vec{0},j}^{(0)})^2}} \left[I + i\epsilon \sum_{\vec{v}} (\alpha_{\vec{v},j}^{(0)}(s) + O(\epsilon)) \sigma_{\vec{v}} \right] &= \frac{1}{\sqrt{1 + (\epsilon\alpha_{\vec{0},j}^{(0)})^2}} \left[I + i\epsilon \left\{ O(\epsilon)I + \sum_{\vec{v} \neq \vec{0}} (\alpha_{\vec{v},j}^{(0)}(s) + O(\epsilon)) \sigma_{\vec{v}} \right\} \right] \\ &= (1 - O(\epsilon^2)) \left[I + i\epsilon \left\{ O(\epsilon)I + \sum_{\vec{v} \neq \vec{0}} (\alpha_{\vec{v},j}^{(0)}(s) + O(\epsilon)) \sigma_{\vec{v}} \right\} \right] \\ &=: I + i\epsilon \sum_{\vec{v} \neq \vec{0}} \alpha_{\vec{v},j}^{(0)}(s) \sigma_{\vec{v}} + O(\epsilon^2). \end{aligned} \quad (\text{A4})$$

Thus, we assume that $C_{s,j}$ is defined such that $\alpha_{\vec{0},j}^{(0)}(s) = 0$ for all (s, j) .

Now, we move on to the error analysis of the gate sequence obtained by inserting random Pauli gates via REAS into Eq. (A1). This leads to

$$\sigma_{\vec{v}_L} e^{-is_L \sigma_L \theta_L} \prod_{j=1}^{L-1} [\sigma_{\vec{v}_{j+1},j} e^{-is_j \sigma_j \theta_j}] \sigma_{\vec{v}_1}, \quad (\text{A5})$$

where $\vec{v}_1, \dots, \vec{v}_L$ are uniformly randomly chosen vectors. For simplicity, here we have assumed that a random Pauli gate is inserted between all single Pauli rotation gates. Recall that $s_j \in \{+1, -1\}$ is defined as

$$s_j := \begin{cases} 1 & (\sigma_j \text{ and } \sigma_{\vec{v}_j} \text{ commutes}) \\ -1 & (\sigma_j \text{ and } \sigma_{\vec{v}_j} \text{ anti-commutes}). \end{cases} \quad (\text{A6})$$

When such a gate sequence is applied on an arbitrary input state $\rho \in \mathcal{L}(\mathcal{H})$, the result is

$$\begin{aligned} & \left(\frac{1}{4^n} \right)^L \sum_{\vec{v}_1, \dots, \vec{v}_L} \left[\sigma_{\vec{v}_L} e^{-is_L \sigma_L \theta_L} \prod_{j=1}^{\overleftarrow{L-1}} [\sigma_{\vec{v}_{j+1:j}} e^{-is_j \sigma_j \theta_j}] \sigma_{\vec{v}_1} \right] \rho \left[\sigma_{\vec{v}_1} \prod_{j=1}^{\overrightarrow{L-1}} [e^{is_j \sigma_j \theta_j} \sigma_{\vec{v}_{j+1:j}}] e^{is_L \sigma_L \theta_L} \sigma_{\vec{v}_L} \right] \\ &= \left(\frac{1}{4^n} \right)^L \sum_{\vec{v}_1, \dots, \vec{v}_L} \left[\sigma_{\vec{v}_L} e^{-is_L \sigma_L \theta_L} \prod_{j=1}^{\overleftarrow{L-1}} [\sigma_{\vec{v}_{j+1}} \sigma_{\vec{v}_j} e^{-is_j \sigma_j \theta_j}] \sigma_{\vec{v}_1} \right] \rho \left[\sigma_{\vec{v}_1} \prod_{j=1}^{\overrightarrow{L-1}} [e^{is_j \sigma_j \theta_j} \sigma_{\vec{v}_j} \sigma_{\vec{v}_{j+1}}] e^{is_L \sigma_L \theta_L} \sigma_{\vec{v}_L} \right]. \end{aligned} \quad (\text{A7})$$

Here, we use notation $\overleftarrow{\prod}$ and $\overrightarrow{\prod}$ to distinguish the order of applying the gate sequences, defined such that

$$\prod_{j=1}^{\overleftarrow{L}} M_j = M_L \cdots M_1 \quad \text{and} \quad \prod_{j=1}^{\overrightarrow{L}} M_j = M_1 \cdots M_L \quad (\text{A8})$$

for linear operators M_1, \dots, M_L . It is straightforward to verify that when no error terms appears, Eq. (A7) reduces to the ideal state transformation

$$\left(\prod_{j=1}^{\overleftarrow{L}} e^{-i\sigma_j \theta_j} \right) \rho \left(\prod_{j=1}^{\overrightarrow{L}} e^{i\sigma_j \theta_j} \right), \quad (\text{A9})$$

which can be seen by moving the inner Pauli operators $\sigma_{\vec{v}_j}$ outward, making them pass through $e^{\pm is_j \sigma_j \theta_j}$ and thereby changing $e^{\pm is_j \sigma_j \theta_j}$ to $e^{\pm i\sigma_j \theta_j}$, and subsequently canceling with the corresponding outer $\sigma_{\vec{v}_j}$ operator.

We now prove that, as claimed in the main text, coherent errors lead to Eq. (A7) being transformed as

$$\left(\prod_{j=1}^{\overleftarrow{L}} e^{-i\sigma_j (\theta_j - \epsilon \Delta \theta_j)} \right) \rho \left(\prod_{j=1}^{\overrightarrow{L}} e^{i\sigma_j (\theta_j - \epsilon \Delta \theta_j)} \right) + O(\epsilon + \epsilon^2 L), \quad (\text{A10})$$

where $\epsilon \Delta \theta_j := \tan^{-1}(\epsilon \Delta \alpha_{\vec{w}_j, j}^{(0)})$ where $\sigma_{\vec{w}_j} := \sigma_j$. Our technique of erasing errors is based on the following equations regarding averaging over an n -qubit Pauli operator σ

$$\left(\frac{1}{4^n} \right) \sum_{\vec{v} \in \{0,1,2,3\}^n} \sigma_{\vec{v}} \sigma \sigma_{\vec{v}} = \begin{cases} I & \text{for } \sigma = I \\ 0 & \text{for } \sigma \neq I \end{cases} \quad (\text{A11})$$

and

$$\left(\frac{1}{4^n} \right) \sum_{\vec{v} \in \{0,1,2,3\}^n} \sigma_{\vec{v}} s(\sigma_{\vec{v}}, \sigma') \sigma \sigma_{\vec{v}} = \begin{cases} \sigma' & \text{for } \sigma = \sigma' \\ 0 & \text{for } \sigma \neq \sigma' \end{cases} \quad (\text{A12})$$

where $s(\sigma_{\vec{v}}, \sigma')$ is defined as

$$s(\sigma_{\vec{v}}, \sigma') := \begin{cases} 1 & (\sigma_{\vec{v}} \text{ and } \sigma' \text{ commutes}) \\ -1 & (\sigma_{\vec{v}} \text{ and } \sigma' \text{ anti-commutes}). \end{cases} \quad (\text{A13})$$

With this, the error term $i\epsilon C_{s_{j'}, j'}$ transforms as

$$\frac{1}{4^n} \sum_{\vec{v}_{j'}} \sigma_{\vec{v}_{j'}} i\epsilon C_{s_{j'}, j'} \sigma_{\vec{v}_{j'}} = \frac{1}{4^n} \sum_{\vec{v}_{j'}} \sigma_{\vec{v}_{j'}} \left[\sum_{\vec{u}} i\epsilon (\bar{\alpha}_{\vec{u}, j'} + s_{j'} \Delta \alpha_{\vec{u}, j'}) \sigma_{\vec{u}} \right] \sigma_{\vec{v}_{j'}} = O(\epsilon^2) I + i\epsilon \Delta \alpha_{\vec{w}_{j'}, j'} \sigma_{j'} \quad (\text{A14})$$

where $\sigma_{\vec{w}_{j'}} = \sigma_{j'}$ by definition. This expression can be simplified by absorbing the first-order ϵ part in $i\epsilon s_{j'} \Delta \alpha_{\vec{w}_{j'}, j'} \sigma_{j'}$

to a shift in the rotation angle of $e^{-is_{j'}\sigma_{j'}\theta_{j'}}$ as follows

$$\begin{aligned}
e^{-is_{j'}\sigma_{j'}\theta_{j'}}[I + i\epsilon C_{s_{j'},j'}] &=: g(e^{-is_{j'}\sigma_{j'}\theta_{j'}}) \\
&= e^{-is_{j'}\sigma_{j'}\theta_{j'}} e^{i\epsilon s_{j'}\Delta\theta_{j'}\sigma_{j'}} \frac{1 - is_{j'}\epsilon\Delta\alpha_{\vec{w}_{j'},j'}^{(0)}}{\sqrt{1 + (\epsilon\Delta\alpha_{\vec{w}_{j'},j'}^{(0)})^2}} \left[I + i\epsilon \sum_{\vec{u} \neq \vec{0}} (\bar{\alpha}_{\vec{u},j'} + s_{j'}\Delta\alpha_{\vec{u},j'})\sigma_{\vec{u}} + O(\epsilon^2) \right] \\
&= e^{-is_{j'}\sigma_{j'}(\theta_{j'} - \epsilon\Delta\theta_{j'})} [1 - O(\epsilon^2)] \left[I + i\epsilon \sum_{\vec{u} \notin \{\vec{0}, \vec{w}_{j'}\}} (\bar{\alpha}_{\vec{u},j'} + s_{j'}\Delta\alpha_{\vec{u},j'})\sigma_{\vec{u}} + i\epsilon\bar{\alpha}_{\vec{w}_{j'},j'}\sigma_{j'} + O(\epsilon^2) \right] \\
&= e^{-is_{j'}\sigma_{j'}(\theta_{j'} - \epsilon\Delta\theta_{j'})} \left[I + i\epsilon \sum_{\vec{u} \notin \{\vec{0}, \vec{w}_{j'}\}} (\bar{\alpha}_{\vec{u},j'} + s_{j'}\Delta\alpha_{\vec{u},j'})\sigma_{\vec{u}} + i\epsilon\bar{\alpha}_{\vec{w}_{j'},j'}\sigma_{j'} + O(\epsilon^2) \right] \\
&=: e^{-is_{j'}\sigma_{j'}(\theta_{j'} - \epsilon\Delta\theta_{j'})} [I + i\epsilon D_{s_{j'},j'}] =: g'(e^{-is_{j'}\sigma_{j'}(\theta_{j'} - \epsilon\Delta\theta_{j'})}). \tag{A15}
\end{aligned}$$

Thus, the error term $i\epsilon D_{s_{j'},j'}$ no longer contains the first-order ϵ term proportional to $s_{j'}\sigma_{j'}$. Using this result, Eq. (A7) with coherent errors can be rewritten as

$$\begin{aligned}
&\left(\frac{1}{4^n}\right)^L \sum_{\vec{v}_1, \dots, \vec{v}_L} \left[g(\sigma_{\vec{v}_L}) g(e^{-is_L\sigma_L\theta_L}) \prod_{j=1}^{\overleftarrow{L-1}} [g(\sigma_{\vec{v}_{j+1,j}}) g(e^{-is_j\sigma_j\theta_j})] g(\sigma_{\vec{v}_1}) \right] \rho[\dots] \\
&= \left(\frac{1}{4^n}\right)^L \sum_{\vec{v}_1, \dots, \vec{v}_L} \left[g(\sigma_{\vec{v}_L}) g'(e^{-is_L\sigma_L(\theta_L - \epsilon\Delta\theta_L)}) \prod_{j=1}^{\overleftarrow{L-1}} [g(\sigma_{\vec{v}_{j+1,j}}) g'(e^{-is_j\sigma_j(\theta_j - \epsilon\Delta\theta_j)})] g(\sigma_{\vec{v}_1}) \right] \rho[\dots] \tag{A16}
\end{aligned}$$

where the error function g on inserted random Pauli operators $\sigma_{\vec{v}}$ is defined as $g(\sigma_{\vec{v}}) =: \sigma_{\vec{v}}[i + i\epsilon\tilde{C}_{\vec{v}}]$ such that $i\epsilon\tilde{C}_{\vec{v}}$ has no $O(\epsilon)$ term proportional to I . Here, the notation $[\dots]$ on the right of ρ represents the Hermitian conjugate of the corresponding product on the left; we will continue to use similar notation below.

We move to analyze the suppression of errors. Consider a single error term on a particular Pauli rotation gate $e^{-is_{j'}\sigma_{j'}\theta_{j'}}$ in the computation, which leads to an expression of the form⁴

$$\begin{aligned}
&\left(\frac{1}{4^n}\right)^L \sum_{\vec{v}_1, \dots, \vec{v}_L} [\sigma_{\vec{v}_L}[\dots] \sigma_{\vec{v}_{j'+1,j'}} (e^{-is_{j'}\sigma_{j'}(\theta_{j'} - \epsilon\Delta\theta_{j'})} i\epsilon D_{s_{j'},j'}) \sigma_{\vec{v}_{j'-1,j'}} [\dots] \sigma_{\vec{v}_1}] \rho[\sigma_{\vec{v}_1}[\dots] \sigma_{\vec{v}_L}] \\
&= \left(\frac{1}{4^n}\right)^L \sum_{\vec{v}_1, \dots, \vec{v}_L} [\sigma_{\vec{v}_L}[\dots] \sigma_{\vec{v}_{j'+1}} \sigma_{\vec{v}_{j'}} (e^{-is_{j'}\sigma_{j'}(\theta_{j'} - \epsilon\Delta\theta_{j'})} i\epsilon D_{s_{j'},j'}) \sigma_{\vec{v}_{j'}} \sigma_{\vec{v}_{j'-1}} [\dots] \sigma_{\vec{v}_1}] \rho[\sigma_{\vec{v}_1}[\dots] \sigma_{\vec{v}_L}]. \tag{A17}
\end{aligned}$$

All pairs of inserted Pauli operators $\sigma_{\vec{v}_j}$ other than $\sigma_{\vec{v}_{j'}}$ that sandwich $i\epsilon D_{s_{j'},j'}$ can pass through the operator $e^{\pm is_j\sigma_j(\theta_j - \epsilon\Delta\theta_j)}$ and cancel with each other. Thus, Eq. (A17) can be rewritten as

$$\begin{aligned}
&\frac{1}{4} \sum_{\vec{v}_{j'}} \left[\left(\prod_{j=j'+1}^{\overleftarrow{L}} e^{-is_j(\theta_j - \epsilon\Delta\theta_j)} \right) \sigma_{\vec{v}_{j'}} e^{-is_{j'}\sigma_{j'}(\theta_{j'} - \epsilon\Delta\theta_{j'})} i\epsilon D_{s_{j'},j'} \sigma_{\vec{v}_{j'}} \left(\prod_{j=1}^{\overleftarrow{j'-1}} e^{-is_j(\theta_j - \epsilon\Delta\theta_j)} \right) \right] \rho \left[\prod_{j=1}^{\overrightarrow{L}} e^{is_j\sigma_j(\theta_j - \epsilon\Delta\theta_j)} \right] \\
&= \left[\left(\prod_{j=j'+1}^{\overleftarrow{L}} e^{-is_j\theta_j} \right) e^{-is_{j'}(\theta_{j'} - \epsilon\Delta\theta_{j'})} \left(\frac{1}{4^n} \sum_{\vec{v}_{j'}} \sigma_{\vec{v}_{j'}} i\epsilon D_{s_{j'},j'} \sigma_{\vec{v}_{j'}} \right) \left(\prod_{j=1}^{\overleftarrow{j'-1}} e^{-is_j(\theta_j - \epsilon\Delta\theta_j)} \right) \right] \rho \left[\prod_{j=1}^{\overrightarrow{L}} e^{is_j\sigma_j(\theta_j - \epsilon\Delta\theta_j)} \right] \\
&= \left[\left(\prod_{j=j'+1}^{\overleftarrow{L}} e^{-is_j\theta_j} \right) e^{-is_{j'}(\theta_{j'} - \epsilon\Delta\theta_{j'})} (O(\epsilon^2)I + O(\epsilon^2)\sigma_{\vec{w}_{j'}}) \left(\prod_{j=1}^{\overleftarrow{j'-1}} e^{-is_j(\theta_j - \epsilon\Delta\theta_j)} \right) \right] \rho \left[\prod_{j=1}^{\overrightarrow{L}} e^{is_j\sigma_j(\theta_j - \epsilon\Delta\theta_j)} \right] \\
&= O(\epsilon^2). \tag{A18}
\end{aligned}$$

⁴ We will only explicitly show the calculation for the error term $i\epsilon D_{s_{j'},j'}$ in question appearing on the left of ρ ; since the term on the right is simply its Hermitian conjugate, the analysis there is be similar.

Next, we consider the case where a single error term in Eq. (A16) occurs on one of the inserted Pauli operators $\sigma_{\vec{v}_{j'+1:j'}}$. This leads to Eq. (A16) being expressed as

$$\begin{aligned}
& \left(\frac{1}{4^n}\right)^L \sum_{\vec{v}_1, \dots, \vec{v}_L} \left[\sigma_{\vec{v}_L} [\dots] \sigma_{\vec{v}_{j'+2:j'+1}} e^{-is_{j'+1}\sigma_{j'+1}(\theta_{j'+1}-\epsilon\Delta\theta_{j'+1})} (\sigma_{\vec{v}_{j'+1:j'}} i\epsilon \tilde{C}_{\vec{v}_{j'+1:j'}}) e^{-is_{j'}\sigma_{j'}(\theta_{j'}-\epsilon\Delta\theta_{j'})} \sigma_{\vec{v}_{j':j'-1}} [\dots] \sigma_{\vec{v}_1} \right] \rho[\dots] \\
&= \left(\frac{1}{4^n}\right)^L \sum_{\vec{v}_1, \dots, \vec{v}_L} \left[\sigma_{\vec{v}_L} [\dots] \sigma_{\vec{v}_{j'+2}} \sigma_{\vec{v}_{j'+1}} e^{-is_{j'+1}\sigma_{j'+1}(\theta_{j'+1}-\epsilon\Delta\theta_{j'+1})} (\sigma_{\vec{v}_{j'+1}} \sigma_{\vec{v}_{j'}} i\epsilon \tilde{C}_{\vec{v}_{j'+1:j'}}) e^{-is_{j'}\sigma_{j'}(\theta_{j'}-\epsilon\Delta\theta_{j'})} \sigma_{\vec{v}_j} \sigma_{\vec{v}_{j'-1}} [\dots] \sigma_{\vec{v}_1} \right] \rho[\dots] \\
&= \left(\frac{1}{4^n}\right)^2 \sum_{\vec{v}_{j'+1}, \vec{v}_{j'}} \left(\prod_{j=j'+1}^L e^{-i\sigma_j(\theta_j-\epsilon\Delta\theta_j)} \right) \sigma_{\vec{v}_j} i\epsilon \tilde{C}_{\vec{v}_{j'+1:j'}} \sigma_{\vec{v}_{j'}} \left(\prod_{j=1}^{j'} e^{-i\sigma_j(\theta_j-\epsilon\Delta\theta_j)} \right) \rho[\dots] \\
&= \left(\prod_{j=j'+1}^L e^{-i\sigma_j(\theta_j-\epsilon\Delta\theta_j)} \right) \left\{ \frac{1}{4^n} \sum_{\vec{v}_{j'}} \left(\frac{1}{4^n} \sum_{\vec{v}_{j'+1}} \tilde{C}_{\vec{v}_{j'+1:j'}} \right) \sigma_{\vec{v}_{j'}} \right\} \left(\prod_{j=1}^{j'} e^{-i\sigma_j(\theta_j-\epsilon\Delta\theta_j)} \right) \rho[\dots], \tag{A19}
\end{aligned}$$

which is also $O(\epsilon^2)$ since $\sum_{\vec{v}_{j'+1}} \tilde{C}_{\vec{v}_{j'+1:j'}} = \sum_{\vec{u}} \tilde{C}_{\vec{u}}$ is independent of $\vec{v}_{j'}$ and has only $O(\epsilon^2)$ term proportional to I .

Finally, let us consider how many first- and second-order ϵ terms can possibly appear in Eq. (A16). The first-order ϵ terms can only appear in the expansion of Eq. (A16) when a single error term is chosen at either $\sigma_{\vec{v}_1}$ or $\sigma_{\vec{v}_L}$. Thus, the first-order ϵ terms in Eq. (A16) do not scale in terms of L and behave like $O(\epsilon)$. The second-order ϵ terms can originate from any term in the expansion of Eq. (A16) where a single error term occurs at a single Pauli rotation in the computation $e^{\pm is_j \sigma_j(\theta_j - \epsilon \Delta \theta_j)}$ or at an inserted Pauli operator $\sigma_{\vec{v}_{j:j+1}}$; the sum of such terms is $O(\epsilon^2 L)$. Technically speaking, a second-order ϵ term can also possibly appear when two error terms occur in Eq. (A16), but for such cases to have a second-order ϵ term, the errors must appear in close locations; this means that such cases are largely irrelevant in practice. For example, when the error occurs at $e^{\pm is_j \sigma_j(\theta_j - \epsilon \Delta \theta_j)}$ and $\sigma_{\vec{v}_{k:k+1}}$ with either $j - k \geq 2$ or $k - j \geq 1$, it can be easily shown that the error terms are averaged over random Pauli operators and therefore no more second-order ϵ^2 terms remains. Thus, the total sum of these terms in the expansion of Eq. (A16) will also be $O(\epsilon^2 L)$.

In general, ϵ^n terms in Eq. (A16) can be shown to be $O(\epsilon^n L^{\lfloor \frac{n}{2} \rfloor})$, where $\lfloor a \rfloor$ denotes the largest integer not exceeding a . This follows from the fact that the first-order ϵ term in the error can remain only if there exists another error term in a nearby gate. Using this fact, the claim made in Eq. (A10) is shown. \square

Appendix B: Root Mean Squared Error Bounds

To obtain an upper bound of the RMS of the error of expectation values in terms of an arbitrary observable M , the following statement can be used.

Lemma 1. *For an arbitrary unitary operation defined by $\mathcal{U}(\rho) := U\rho U^\dagger$ with a unitary operator U and a density operator ρ on a Hilbert space \mathcal{H} , if a set of deterministic quantum operations (completely-positive trace-preserving maps) $\mathcal{F}_j : \mathcal{L}(\mathcal{H}) \rightarrow \mathcal{L}(\mathcal{H})$ and a probability distribution $\{p_j\}$ satisfies*

$$\|\mathcal{U} - \sum_j p_j \mathcal{F}_j\|_\diamond \leq \Delta$$

for some $\Delta > 0$, the variance of the averaged operation $\sum_j p_j \mathcal{F}_j$ is upper bounded by

$$\sup_{\substack{\dim(\mathcal{H}') \\ |\psi\rangle : \|\psi\rangle\|=1}} \sum_j p_j \|\mathcal{U} \otimes \mathcal{I}(|\psi\rangle\langle\psi|) - \mathcal{F}_j \otimes \mathcal{I}(|\psi\rangle\langle\psi|)\|_1^2 \leq 2\Delta, \tag{B1}$$

where \mathcal{I} is the identity operation on a Hilbert space \mathcal{H}' and $|\psi\rangle$ is a pure state on $\mathcal{H} \otimes \mathcal{H}'$.

The proof is given in App. B of Ref. [56]. For our case, U is the error-free unitary that one desires to implement, $j := (\vec{v}_1, \dots, \vec{v}_N)$ is the tuple of all random vectors chosen in the REAS scheme, and p_j and \mathcal{F}_j are the probability that j and the quantum operation on \mathcal{H} which is applied on the state (including the final partial trace of \mathcal{H}_{env}) when j is chosen, respectively.

Consider $\mathcal{E}_{\text{shifted}}$ to correspond to a gate implemented with a shift in the rotation angle, i.e., the r.h.s. of Eq. (9). Since the result regarding such coherent errors implies that $\|\mathcal{E}_{\text{shifted}} - \mathcal{E}'\|_\diamond = C(\epsilon + N\epsilon^2)$ for constant $C > 0$ and $\mathcal{E}' = \sum_j p_j \mathcal{F}_j$, where $p_j := (1/4)^{nN}$ and $\mathcal{F}_j(\rho) := \text{tr}_{\text{env}}[\mathcal{E}'_j(\rho \otimes \rho_{\text{env}})]$, Lem. 1 leads to the following.

Corollary 1. For an arbitrary observable A on \mathcal{H} such that $\|A\|_{\text{op}} \leq 1$, the following equation holds:

$$\sup_{|\psi\rangle; \|\psi\rangle\|=1} \sum_j p_j [\text{tr}\{A\mathcal{E}_{\text{shifted}}(|\psi\rangle\langle\psi|)\} - \text{tr}\{A\mathcal{F}_j(|\psi\rangle\langle\psi|)\}]^2 \leq 2C(\epsilon + N\epsilon^2) \quad (\text{B2})$$

where $j := (\vec{v}_1, \dots, \vec{v}_N)$, $p_j = (1/4)^{n_N}$, and $\mathcal{F}_j(\rho) := \text{tr}_{\text{env}}[\mathcal{E}'_j(\rho \otimes \rho_{\text{env}})]$.

This means that the RMS of the difference between the error of expectation value is bounded above by $\sqrt{2C(\epsilon + N\epsilon^2)}$ which approaches to $\sqrt{2C}\epsilon\sqrt{N}$ in the regime $N \gg 1/\epsilon$.

Appendix C: Class of Decoherence Errors that can be Suppressed

We now move to demonstrate the more general class of decoherence errors that can be suppressed when our REAS method is supplemented by the single Pauli transformation introduced in Sec. III C. Specifically, we show that this protocol can suppress errors that are first-order in ϵ for a particular class of open system-environment dynamics, which includes depolarizing, amplitude-damping, and decoherence models. We assume that the interaction Hamiltonian involves at most two-body interactions.

In attempting to extend the error-suppressing method for the case of coherent errors to the open setting of decoherence, one immediately runs into problem that some errors terms on the computational Pauli gates $e^{-is_j\sigma_j\theta_j}$ cannot be dealt with. In particular, any term of the form $s_j\sigma_j \otimes M_{\text{env}}$, where $M_{\text{env}} \neq I_{\text{env}} \in \mathcal{H}_{\text{env}}$, cannot be absorbed into the shift of the rotation angle θ_j , since σ_j is coupled with M_{env} , and therefore cannot be erased by averaging over random inserted Pauli operators as in Eqs. (A11) and (A12). This inability to suppress such terms can introduce unwanted $O(\epsilon L)$ errors in Eq. (A10), since such first-order ϵ terms can appear in all Pauli computation gates throughout the circuit.

We circumvent this issue by modifying the computational gate sequence implementing $e^{-is_j\sigma_j\theta_j}$ in such a way that the error terms proportional to $s_j\sigma_j \otimes M_{\text{env}}$ for $M_{\text{env}} \neq I$ is at most $O(\epsilon^2)$. This *single Pauli transformation* consists of decomposing any $e^{-is\sigma\theta}$ into (a) a two-qubit Pauli gate dependent on the rotation direction $s \in \{+1, -1\}$ and (b) another Pauli gate (which can be either a one- or two-qubit Pauli gate) that is independent of s . Intuitively, the trick works to suppress error terms that are first-order in ϵ since these only appear when an error occurs on a single gate in the computation $e^{-is_j\sigma_j\theta_j}$ and: (a) the s -dependent two-qubit Pauli gate does not produce harmful first-order ϵ terms; and (b) the other s -independent Pauli gate does not produce any error term that depends upon s .

First, we show that any gate $e^{-is\sigma_{\vec{v}_0}\theta}$ corresponding to a two-qubit Pauli operator involves only $O(\epsilon^2)$ terms proportional to $s\sigma_{\vec{v}_0} \otimes M_{\text{env}}$ for $M_{\text{env}} \neq I$. Note that we always take the Hamiltonian to be traceless without loss of generality (since any trace part only contributes to a global phase).

Lemma 2. Consider a time interval $t \in [0, T]$, any two-qubit Pauli operator $\sigma_{\vec{v}_0} \in \mathcal{L}(\mathcal{H})$, a time-dependent interaction Hamiltonian $\epsilon H'(t) \in \mathcal{L}(\mathcal{H} \otimes \mathcal{H}_{\text{env}})$ which contains at most two-body terms and has operator norm $O(\epsilon)$, a background Hamiltonian H_{env} of the environment, and a function $\Omega(t)$ such that $\int_0^T d\tau \Omega(\tau) = \theta$. In this setting, the total Hamiltonian $s\Omega(t)\sigma_{\vec{v}_0} \otimes I_{\text{env}} + I \otimes H_{\text{env}} + \epsilon H'(t)$ gives rise to the unitary operator

$$\begin{aligned} \mathcal{T} \exp \left[-i \int_0^t d\tau (s\Omega(\tau)\sigma_{\vec{v}_0} \otimes I_{\text{env}} + I \otimes H_{\text{env}} + \epsilon H'(\tau)) \right] &= (e^{-is\sigma_{\vec{v}_0}\theta} \otimes e^{-iH_{\text{env}}T}) [I + i\epsilon C_{\vec{v}_0}] \\ &= (e^{-is\sigma_{\vec{v}_0}\theta} \otimes e^{-iH_{\text{env}}T}) \left[I + i\epsilon \sum_{\vec{w} \in \{0,1,2,3\}^n} \sigma_{\vec{w}} \otimes D_{\vec{v}_0;\vec{w}}(s) \right], \end{aligned} \quad (\text{C1})$$

where $\epsilon D_{\vec{v}_0;\vec{w}}(s) = \epsilon \alpha I + O(\epsilon^2)$ for some α .

Note that the assumption that the operator norm of the interaction Hamiltonian is $O(\epsilon)$ is consistent with the assumption that the error term $C_{\vec{v}_0}$ has operator norm of the same order.

Proof: For general time-dependent Hamiltonians $H_1(t)$ and $H_2(t)$, the Hamiltonian dynamics generated by $H_1 + H_2$ can be written as

$$\mathcal{T} \exp \left[-i \int_0^t d\tau \{H_1(\tau) + H_2(\tau)\} \right] = U_1(t) \mathcal{T} \exp \left[-i \int_0^t d\tau U_1(\tau)^\dagger H_2(\tau) U_1(\tau) \right], \quad (\text{C2})$$

where

$$U_1(t) := \mathcal{T} \exp \left[-i \int_0^t d\tau H_1(\tau) \right]. \quad (\text{C3})$$

Substituting $H_1 \leftarrow s\Omega\sigma_{\vec{v}_0} + H_{\text{env}}$ and $H_2 \leftarrow \epsilon H'$ into the above expression and taking the upper limit of the integration up to time T leads to

$$\begin{aligned} \mathcal{T} \exp \left[-i \int_0^T d\tau (s\Omega(\tau)\sigma_{\vec{v}_0} \otimes I_{\text{env}} + I \otimes H_{\text{env}} + \epsilon H'(\tau)) \right] &= (e^{-is\theta\sigma_{\vec{v}_0}} \otimes e^{-iH_{\text{env}}T}) \mathcal{T} \exp \left[-i\epsilon \int_0^T d\tau U(\tau)^\dagger H'(\tau) U(\tau) \right] \\ &= (e^{-is\theta\sigma_{\vec{v}_0}} \otimes e^{-iH_{\text{env}}T}) \left[I - i\epsilon \int_0^T d\tau U(\tau)^\dagger H'(\tau) U(\tau) + O(\epsilon^2) \right], \end{aligned} \quad (\text{C4})$$

where we have defined

$$U(t) := e^{-is\omega(t)\sigma_{\vec{v}_0}} \otimes e^{-iH_{\text{env}}t} \quad \omega(t) := \int_0^t d\tau \Omega(\tau). \quad (\text{C5})$$

Now, by decomposing the interaction Hamiltonian $H'(t)$ as

$$H'(t) := \sum_{\vec{w}} \sigma_{\vec{w}} \otimes H'_{\vec{w}}(t), \quad (\text{C6})$$

Eq. (C4) can be rewritten as

$$\begin{aligned} &(e^{-is\theta\sigma_{\vec{v}_0}} \otimes e^{-iH_{\text{env}}T}) \left[I - i\epsilon \int_0^T d\tau U(\tau)^\dagger \left(\sum_{\vec{w}} \sigma_{\vec{w}} \otimes H'_{\vec{w}}(t) \right) U(\tau) + O(\epsilon^2) \right] \\ &= (e^{-is\theta\sigma_{\vec{v}_0}} \otimes e^{-iH_{\text{env}}T}) \left[I - i\epsilon \int_0^T d\tau \left(\sum_{\vec{w}} (e^{is\omega(t)\sigma_{\vec{v}_0}} \sigma_{\vec{w}} e^{-is\omega(t)\sigma_{\vec{v}_0}}) \otimes (e^{iH_{\text{env}}t} H'_{\vec{w}}(t) e^{-iH_{\text{env}}t}) \right) + O(\epsilon^2) \right]. \end{aligned} \quad (\text{C7})$$

Lastly, note that $e^{is\omega(t)\sigma_{\vec{v}_0}} \sigma_{\vec{w}} e^{-is\omega(t)\sigma_{\vec{v}_0}}$ contains a $\sigma_{\vec{v}_0}$ component if and only if $\vec{w} = \vec{v}_0$, which can be verified using

$$\text{tr} \left[\sigma_{\vec{v}_0} (e^{is\omega(t)\sigma_{\vec{v}_0}} \sigma_{\vec{w}} e^{-is\omega(t)\sigma_{\vec{v}_0}}) \right] = \text{tr} [\sigma_{\vec{v}_0} \sigma_{\vec{w}}]. \quad (\text{C8})$$

This finally leads us to be able to write $D_{\vec{v}_0; \vec{v}_0}$ [see Eq. (C1)] as

$$D_{\vec{v}_0; \vec{v}_0} = - \int_0^T d\tau (e^{iH_{\text{env}}t} H'_{\vec{v}_0}(t) e^{-iH_{\text{env}}t}) + O(\epsilon^2). \quad (\text{C9})$$

Here, $H'_{\vec{v}_0}(t)$ is proportional to the identity only in the case where $\sigma_{\vec{v}_0}$ is a two-qubit Pauli gate. This follows by assumption, since the total term $\sigma_{\vec{v}_0} \otimes H'_{\vec{v}_0}(t)$ being of weight at most two implies that $H'_{\vec{v}_0}(t)$ must be of weight zero; this logic breaks down for single-qubit $\sigma_{\vec{v}_0}$, as will discuss below. Thus $\epsilon D_{\vec{v}_0; \vec{v}_0} = \epsilon \alpha I_{\text{env}} + O(\epsilon^2)$ for some α , as required. \square

From this lemma, one can see that any two-qubit Pauli gate does not involve any first-order ϵ terms which cannot be dealt with by the REAS method. However, crucially, the same logic does not hold in the case where $\sigma_{\vec{v}_0}$ is a *single-qubit* Pauli operator, which can be seen by considering the following counterexample:

$$e^{-i(sX \otimes I_{\text{env}} + \epsilon sX \otimes X_{\text{env}})t} = (e^{-isXt} \otimes I_{\text{env}}) e^{-i\epsilon s(X \otimes X_{\text{env}})t} = (e^{-isXt} \otimes I_{\text{env}}) [I - i\epsilon st(X \otimes X_{\text{env}}) + O(\epsilon^2)] \quad (\text{C10})$$

which has a first-order ϵ term proportional to $s(X \otimes X_{\text{env}})$. Therefore, we simply modify any single-qubit Pauli gates into two-qubit ones by making use of the single Pauli transformation defined in Eq. (14). In this way, we can remove any first-order ϵ terms, as formalized below.

Theorem 1. *For any interaction Hamiltonian with an operator norm $O(\epsilon)$ that contains at most two-body terms, the gate sequences*

$$\begin{aligned} e^{isYIt} &\rightarrow e^{i\frac{\pi}{4}XZ} e^{isZZt} e^{-i\frac{\pi}{4}XZ} \\ e^{isZIt} &\rightarrow e^{-i\frac{\pi}{4}XI} e^{i\frac{\pi}{4}XZ} e^{isZZt} e^{-i\frac{\pi}{4}XZ} e^{i\frac{\pi}{4}XI} \\ e^{isXIt} &\rightarrow e^{i\frac{\pi}{4}ZI} e^{i\frac{\pi}{4}XZ} e^{isZZt} e^{-i\frac{\pi}{4}XZ} e^{-i\frac{\pi}{4}ZI}. \end{aligned} \quad (\text{C11})$$

implement single qubit Pauli gates $e^{-is\sigma_{\vec{v}_0}}$ without giving rise to any first-order ϵ error terms of form $s\sigma_{\vec{v}_0} \otimes M_{\text{env}}$. More precisely, any noisy gate $e^{-is\sigma_{\vec{v}_0}}$ leads to

$$(e^{-is\sigma_{\vec{v}_0}} \otimes U_{\text{env}}) \left[I + i\epsilon \sum_{\vec{w}} \sigma_{\vec{w}} \otimes (\overline{D}'_{\vec{v}_0; \vec{w}} + s\Delta D'_{\vec{v}_0; \vec{w}}) \right] \quad (\text{C12})$$

for some unitary $U_{\text{env}} \in \mathcal{H}_{\text{env}}$, for which $\epsilon\Delta D'_{\vec{v}_0; \vec{v}_0} = \epsilon\alpha I + O(\epsilon^2)$ for some α .

Note that in Eq. (C11), the only s -dependency on the r.h.s. occurs through the term e^{isZZt} in the middle. It is straightforward to see that the proof of Thm. 1 can be generalized to the case where any other two-qubit Pauli gate is used to incorporate the s -dependency, e.g., e^{isZXt} , as long as the overall gate sequences lead to the correct single Pauli rotation gates.

Proof: We explicitly show the proof for only the last equation of Eq. (C11); the logic can be easily generalized to demonstrate the other two. First, note that $e^{\pm i\frac{\pi}{4}\sigma}$ for all Pauli operators σ are Clifford operators acting as

$$e^{i\frac{\pi}{4}\sigma}\sigma'e^{-i\frac{\pi}{4}\sigma} = \begin{cases} \sigma' & \sigma \text{ and } \sigma' \text{ commutes} \\ \frac{i}{2}[\sigma, \sigma'] & \sigma \text{ and } \sigma' \text{ anti-commutes} \end{cases}. \quad (\text{C13})$$

Combining this with the identity $Ue^{-iHt}U^\dagger = e^{-iUHU^\dagger t}$ for unitary U and Hamiltonian H , it can be easily checked that

$$e^{isXIt} = e^{i\frac{\pi}{4}ZI}e^{i\frac{\pi}{4}XZ}e^{isZZt}e^{-i\frac{\pi}{4}XZ}e^{-i\frac{\pi}{4}ZI} \quad (\text{C14})$$

in the error-free situation.

Now, suppose that $e^{is(ZZ \otimes I)t}$ (i.e., I is taken to act on the rest of \mathcal{H}) leads to an s -dependent error of the form

$$e^{is(ZZ \otimes I)t} \rightarrow (e^{is(ZZ \otimes I)t} \otimes U_{\text{env}}) \left[I + i\epsilon \sum_{\vec{w}} \sigma_{\vec{w}} \otimes (\overline{D}_{\vec{w}} + s\Delta D_{\vec{w}}) \right] \quad (\text{C15})$$

for some unitary U_{env} . For the s -independent gates, the errors induced are of the form

$$G_j \rightarrow (G_j \otimes U_{\text{env},j}) \left[I + i\epsilon \sum_{\vec{w}} \sigma_{\vec{w}} \otimes C_{\vec{w},j} \right] \quad (\text{C16})$$

where G_1 , G_2 , G_3 , and G_4 refers to $e^{i\frac{\pi}{4}(ZI \otimes I)}$, $e^{i\frac{\pi}{4}(XZ \otimes I)}$, $e^{-i\frac{\pi}{4}(XZ \otimes I)}$, and $e^{-i\frac{\pi}{4}(ZI \otimes I)}$, respectively. Then, the 0th-order ϵ term in the noisy version of the sequence $e^{i\frac{\pi}{4}ZI}e^{i\frac{\pi}{4}XZ}e^{isZZt}e^{-i\frac{\pi}{4}XZ}e^{-i\frac{\pi}{4}ZI}$ that implements the desired single Pauli rotation e^{isXIt} can be written as

$$e^{is(XI \otimes I)t} \otimes \tilde{U}, \quad (\text{C17})$$

where

$$\tilde{U} := U_{\text{env},1}U_{\text{env},2}U_{\text{env}}U_{\text{env},3}U_{\text{env},4}. \quad (\text{C18})$$

We now move to analyze the first-order ϵ error term. Such a term in the noisy version of $e^{i\frac{\pi}{4}ZI}e^{i\frac{\pi}{4}XZ}e^{isZZt}e^{-i\frac{\pi}{4}XZ}e^{-i\frac{\pi}{4}ZI}$ appears when an error occurs at a single gate in the sequence. Suppose for now that said error occurs at $e^{is(ZZ \otimes I)t}$; then the term of interest is of the form

$$(G_1 \otimes U_{\text{env},1})(G_2 \otimes U_{\text{env},2})(e^{is(ZZ \otimes I)t} \otimes U_{\text{env}}) \left[i\epsilon \sum_{\vec{w}} \sigma_{\vec{w}} \otimes (\overline{D}_{\vec{w}} + s\Delta D_{\vec{w}}) \right] (G_3 \otimes U_{\text{env},3})(G_4 \otimes U_{\text{env},4}). \quad (\text{C19})$$

This expression can be rewritten as

$$\begin{aligned} & i\epsilon \sum_{\vec{w}} \left(G_1 G_2 e^{is(ZZ \otimes I)t} G_3 G_4 \cdot G_4^\dagger G_3^\dagger \sigma_{\vec{w}} G_3 G_4 \right) \otimes (U_{\text{env},1}U_{\text{env},2}U_{\text{env}}(\overline{D}_{\vec{w}} + s\Delta D_{\vec{w}})U_{\text{env},3}U_{\text{env},4}) \\ &= i\epsilon \sum_{\vec{w}} \left(e^{is(XI \otimes I)t} \cdot G_1 G_2 \sigma_{\vec{w}} G_3 G_4 \right) \otimes (U_{\text{env},1}U_{\text{env},2}U_{\text{env}}(\overline{D}_{\vec{w}} + s\Delta D_{\vec{w}})U_{\text{env},3}U_{\text{env},4}) \\ &= (e^{is(XI \otimes I)t} \otimes \tilde{U}) \left[i\epsilon \sum_{\vec{w}} (G_1 G_2 \sigma_{\vec{w}} G_3 G_4) \otimes U_{\text{env},4}^\dagger U_{\text{env},3}^\dagger (\overline{D}_{\vec{w}} + s\Delta D_{\vec{w}})U_{\text{env},3}U_{\text{env},4} \right], \end{aligned} \quad (\text{C20})$$

using the fact that $G_3^\dagger = G_2$ and $G_4^\dagger = G_1$. Since $G_1 G_2 \sigma_{\vec{w}_0} G_3 G_4 = XI \otimes I$ for $\sigma_{\vec{w}_0} = (ZZ \otimes I)$, the term with $s(XI \otimes I)$ on the system part in the error term can be expressed as

$$i\epsilon s(XI \otimes I) \otimes (U_{\text{env},4}^\dagger U_{\text{env},3}^\dagger \Delta D_{\vec{w}_0} U_{\text{env},3} U_{\text{env},4}) \quad (\text{C21})$$

Since $\epsilon \Delta D_{\vec{w}_0} = \epsilon \alpha I + O(\epsilon^2)$ by Lem. 2, Eq. (C21) does not have the first-order ϵ term where the environment part is not proportional to the identity.

Next, we consider the case where an error term occurs at one of G_1, \dots, G_4 . We only explicitly show the proof for the case where error term is chosen at G_1 ; the other cases follow similarly. The corresponding term is expressed as

$$\begin{aligned} & (G_1 \otimes U_{\text{env},1}) \left[i\epsilon \sum_{\vec{w}} \sigma_{\vec{w}} \otimes C_{\vec{w},1} \right] (G_2 \otimes U_{\text{env},2}) (e^{is(ZZ \otimes I)t} \otimes U_{\text{env}}) (G_3 \otimes U_{\text{env},3}) (G_4 \otimes U_{\text{env},4}) \\ &= i\epsilon \sum_{\vec{w}} (G_1 \sigma_{\vec{w}} G_2 e^{is(ZZ \otimes I)t} G_3 G_4) \otimes (U_{\text{env},1} C_{\vec{w},1} U_{\text{env},2} U_{\text{env}} U_{\text{env},3} U_{\text{env},4}) \\ &= (e^{is(XI \otimes I)t} \otimes \tilde{U}) \left[i\epsilon \sum_{\vec{w}} (G_2 e^{is(ZZ \otimes I)t} G_3 G_4)^\dagger \sigma_{\vec{w}} (G_2 e^{is(ZZ \otimes I)t} G_3 G_4) \dots \right. \\ & \quad \left. \dots \otimes (U_{\text{env},2} U_{\text{env}} U_{\text{env},3} U_{\text{env},4})^\dagger C_{\vec{w},1} (U_{\text{env},2} U_{\text{env}} U_{\text{env},3} U_{\text{env},4}) \right], \end{aligned} \quad (\text{C22})$$

which displays no s -dependence, and thus cannot correspond to any term with $s(XI \otimes I)$ on the system part.

Therefore, in total, the noisy version of the sequence $G_1 G_2 e^{isZZt} G_3 G_4$ is written as

$$(e^{is(XI \otimes I)t} \otimes \tilde{U}) \left[I + i\epsilon \sum_{\vec{w}} \sigma_{\vec{w}} \otimes (\overline{D}'_{\vec{w}} + s \Delta D'_{\vec{w}}) \right] \quad (\text{C23})$$

where $\epsilon \Delta D'_{\vec{w}_0} = \epsilon \alpha I + O(\epsilon^2)$ for $\sigma_{\vec{w}_0} := XI \otimes I$ and some α , as required. \square

Finally, combining Lem. 2 and Thm. 1, we can show that for decoherence errors on all Pauli rotation gates $e^{-is\sigma_{\vec{v}_0}\theta}$ can be dealt with by implementing the gates in such a way that their noisy version is written as

$$e^{-is\sigma_{\vec{v}_0}\theta} \rightarrow (e^{-is\sigma_{\vec{v}_0}\theta} \otimes U) \left[I + i\epsilon \sum_{\vec{w}} \sigma_{\vec{w}} \otimes (\overline{D}'_{\vec{w}} + s \Delta D'_{\vec{w}}) \right] \quad (\text{C24})$$

for (\vec{v}_0, θ) -dependent unitary U and linear operators $\overline{D}'_{\vec{w}}$ and $\Delta D'_{\vec{w}}$, where $\epsilon \Delta D'_{\vec{v}_0} = \epsilon \alpha I + O(\epsilon^2)$ for some α . This means that the first-order ϵ error term of $e^{-is\sigma_{\vec{v}_0}\theta}$ is classified into the cases

- (a) $I \otimes M$
- (b) $\sigma_{\vec{w}} \otimes M$ for $\vec{w} \neq \vec{0}$
- (c) $s\sigma_{\vec{w}} \otimes M$ for $\vec{w} \neq \vec{v}_0$
- (d) $\alpha s\sigma_{\vec{w}} \otimes I_{\text{env}}$,

where M is any linear operator and α is arbitrary. Terms of type (a) can be avoided by absorbing them into the definition of U (namely, change $U \rightarrow U e^{i\epsilon M^{(0)}}$ where $M^{(0)}$ is the 0th-order ϵ term of M). Terms of types (b) and (c) can be erased by averaging over random Pauli operators in a similar way to coherent errors described in App. A. Finally, terms of the form (d) can be absorbed into a shift in the rotation angle. Therefore, we have demonstrated that our proposed REAS scheme can deal with decoherence errors appearing as an $O(\epsilon)$ interaction Hamiltonian with at most two-body interaction in a similar way to how they deal with coherent errors.

Appendix D: Details of Experimental Demonstration

1. Implementation of ZZ Rotation Gates

A $ZZ(\theta_i)$ rotation gate is implemented as a sequence of gates: $IH - ECR(\theta_i) - XI - IH$ where H denotes a Hadamard gate and $ECR(\theta_i)$ denotes an Echoed Cross Resonance (ECR) gate with rotation angle θ_i , which is

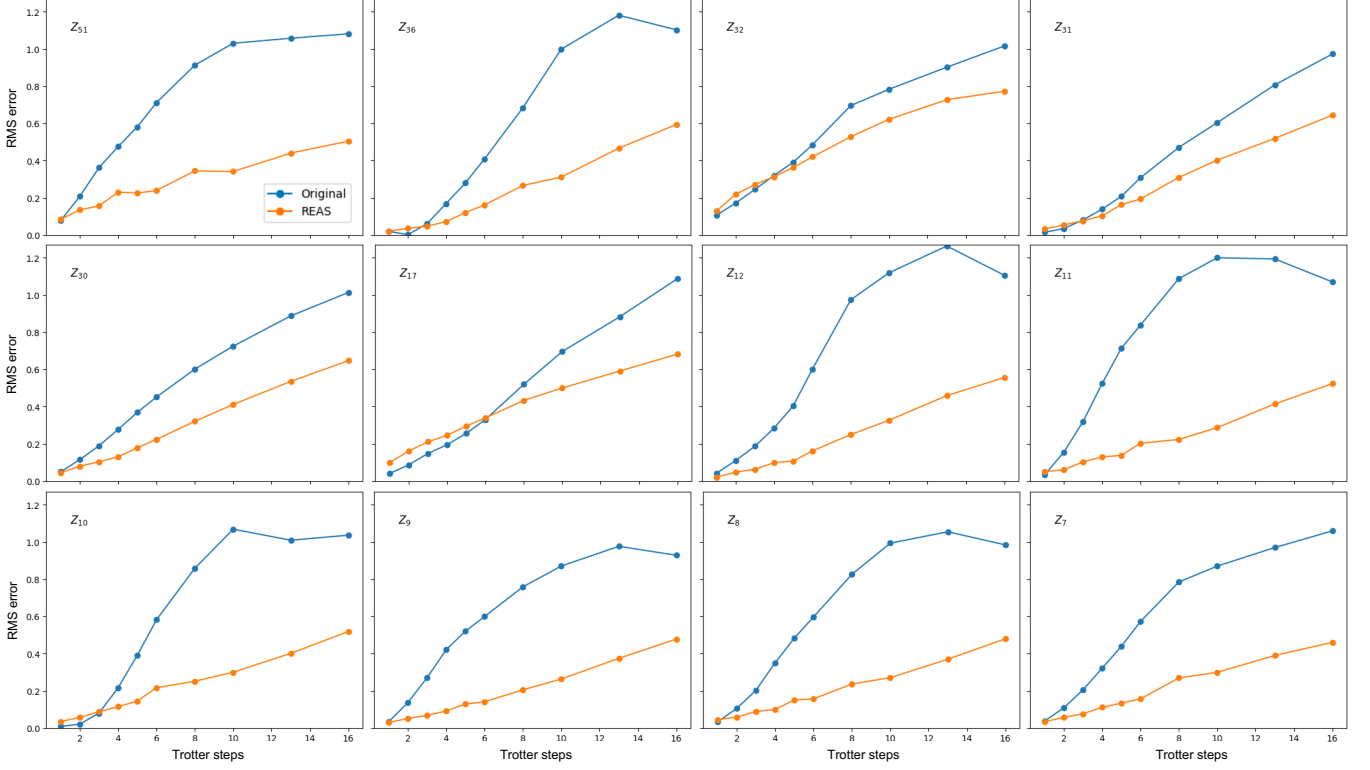


FIG. 7. *Experimental Demonstrations for Individual Observables.*—RMS errors of 12 (out of 100) individual weight-1 Z observables by Trotter steps with REAS (orange, REAS) and without REAS (blue, Original) using `ibm_brisbane` processor. The label Z_q in the top-left corner of each figure means measuring weight-1 Z observable on physical qubit q of the processor.

determined by the amplitude of the CR pulses. For the CR pulses, we used the default CR pulse shape provided by IBM Quantum systems, square Gaussian (square with Gaussian ramps), and modified their amplitudes by a factor of ten. After inserting random Pauli gates before and after the ZZ rotation gates, we consolidated all adjacent 1-qubit gates on each qubit into single gates before executing the circuit. We did not apply the SPT technique discussed in Sec. III C in the experimental demonstration.

2. Experimental Demonstrations for Individual Observables

In Fig. 7, we show the plots of the RMS errors of 12 (out of 100) individual weight-1 Z observables by Trotter steps experimented on `ibm_brisbane`. The individual plots show different scaling depending on the observables considered. Fig. 6 in the main text shows the average of those plots. We summarize the qubits used in the experiments and the median device properties on those qubits in Table I.

TAB. I. *Qubits used*.—Qubits in use for each device (`ibm_brisbane`, `ibm_osaka` and `ibm_cusco`) and their median key properties: single and two-qubit gate errors, readout errors, and T1 and T2 times.

Backend	Qubits in use	1q-gate err.	2q-gate err.	Readout err.	T1[μ s]	T2[μ s]
bristbane	[51, 36, 32, 31, 30, 17, 12, 11, 10, 9, 8, 7, 6, 5, 4, 3, 2, 1, 0, 14, 18, 19, 20, 21, 22, 23, 24, 25, 26, 27, 28, 35, 47, 48, 49, 55, 68, 69, 70, 74, 89, 88, 87, 86, 85, 73, 66, 65, 64, 54, 45, 44, 43, 42, 41, 40, 39, 38, 37, 52, 56, 57, 58, 71, 77, 76, 75, 90, 94, 95, 96, 109, 114, 115, 116, 117, 118, 119, 120, 121, 122, 123, 124, 125, 126, 112, 108, 107, 106, 105, 104, 103, 102, 92, 83, 82, 81, 80, 79, 78]	0.021%	0.690%	1.21%	251	175
	[2, 1, 0, 14, 18, 19, 20, 21, 22, 15, 4, 5, 6, 7, 8, 9, 10, 11, 12, 17, 30, 31, 32, 36, 51, 50, 49, 55, 68, 69, 70, 74, 89, 88, 87, 86, 85, 73, 66, 65, 64, 54, 45, 46, 47, 35, 28, 27, 26, 25, 24, 34, 43, 42, 41, 40, 39, 38, 37, 52, 56, 57, 58, 71, 77, 76, 75, 90, 94, 95, 96, 109, 114, 115, 116, 117, 118, 110, 100, 99, 98, 91, 79, 80, 81, 82, 83, 92, 102, 103, 104, 111, 122, 123, 124, 125, 126, 112, 108, 107]	0.029%	0.779%	2.46%	261	138
osaka	[13, 12, 11, 10, 9, 8, 7, 6, 5, 4, 3, 2, 1, 0, 14, 18, 19, 20, 21, 22, 23, 24, 34, 43, 42, 41, 40, 39, 38, 37, 52, 56, 57, 58, 59, 60, 61, 62, 72, 81, 82, 83, 84, 85, 73, 66, 65, 64, 54, 45, 46, 47, 35, 28, 29, 30, 31, 32, 36, 51, 50, 49, 55, 68, 69, 70, 74, 89, 88, 87, 93, 106, 107, 108, 112, 126, 125, 124, 123, 122, 121, 120, 119, 118, 117, 116, 115, 114, 109, 96, 95, 94, 90, 75, 76, 77, 78, 79, 91, 98]	0.040%	1.370%	3.46%	138	87
cusco						