

# Redundancy-Aware Efficient Continual Learning on Edge Devices

Sheng Li<sup>1</sup>, Geng Yuan<sup>2</sup>, Yawen Wu<sup>1</sup>, Yue Dai<sup>1</sup>, Tianyu Wang<sup>1</sup>, Chao Wu<sup>3</sup>,

Alex K. Jones<sup>4</sup>, Jingtong Hu<sup>1</sup>, Yanzhi Wang<sup>3</sup>, Xulong Tang<sup>1</sup>

University of Pittsburgh<sup>1</sup>, University of Georgia<sup>2</sup>, Northeastern University<sup>3</sup>, Syracuse University<sup>4</sup>

Email: shl188@pitt.edu

**Abstract**—Many emerging applications, such as robot-assisted eldercare and object recognition, generally employ deep learning neural networks (DNNs) and require the deployment of DNN models on edge devices. These applications naturally require i) handling streaming-in inference requests and ii) fine-tuning the deployed models to adapt to possible deployment scenario changes. Continual learning (CL) is widely adopted to satisfy these needs. CL is a popular deep learning paradigm that handles both continuous model fine-tuning and overtime inference requests. However, an inappropriate model fine-tuning scheme could involve significant redundancy and consume considerable time and energy, making it challenging to apply CL on edge devices. In this paper, we propose ETuner, an efficient edge continual learning framework that optimizes inference accuracy, fine-tuning execution time, and energy efficiency through both inter-tuning and intra-tuning optimizations. Experimental results show that, on average, ETuner reduces overall fine-tuning execution time by 64%, energy consumption by 56%, and improves average inference accuracy by 1.75% over the immediate model fine-tuning approach.

## I. INTRODUCTION

With the exceptional performance, Deep learning neural networks (DNNs) have gained significant popularity in emerging application domains such as object recognition [21], [69], robot-assisted eldercare [10], [20], and wild surveillance [5], [40]. Many of these cutting-edge applications deploy DNN models on energy-constrained edge devices, such as robots and internet-of-things (IoT) devices [14], [52], [53], [85], [100]. However, after deploying the DNN models, there might be changes (e.g., different illumination conditions, background, and occlusion) in the deployment environment over time [30], [59], [60], [74], [76]. Typically, these applications employ continual learning (CL) to continuously fine-tune the model to adapt to the changing model deployment scenario [6], [78], [83], [92]. Continual learning is a popular deep learning paradigm that handles both continuous model fine-tuning and overtime inference requests [12], [44]. There are two important events in continual learning: i) model fine-tuning and ii) inference. Specifically, it uses the streaming-in training data to fine-tune the models to respond to potential model deployment scenario changes. Meanwhile, it uses the continuously updated model to serve the incoming inference requests.

To ensure a timely model update, existing approaches usually employ immediate model fine-tuning, where the model is fine-tuned once new training data arrives [25], [26], [31], [66]. As a result, it guarantees high inference accuracy for

incoming inference requests since the model is always up-to-date. However, such timely model fine-tuning requires substantial computation and incurs significant execution overheads from frequent model loading, saving, and system initialization like model compilation, resulting in high time and energy consumption. These high fine-tuning costs make it challenging to apply continual learning on edge devices with constrained power capacities [89], [91], [93], such as battery-powered robots, mobile phones, or IoT devices. For example, fine-tuning the ResNet50 model using a single 224 × 224 image takes more than 24 GFLOPs, which can quickly drain a robot’s battery when fine-tuning with a large number of images [93]. This challenge becomes even more pronounced when using models with higher complexity.

Fortunately, we observe significant redundant computation and memory accesses during model fine-tuning in the existing immediate model fine-tuning approach. Specifically, we first observe that many fine-tuning rounds contribute little to the inference accuracy. We call this *inter-tuning redundancy*. As such, selectively delaying and merging some fine-tuning rounds will not hurt the inference accuracy. That is, instead of immediately launching a fine-tuning round once training data arrives, we can wait for more data to launch a round. This can reduce the number of fine-tuning rounds triggered and effectively lowers the execution overheads (e.g., model loading and saving) that come with each round. Second, we observe that some layers gradually converge during fine-tuning. In this case, freezing those converged layers can effectively reduce model computation without affecting the inference accuracy. We call this *intra-tuning redundancy*. Moreover, freezing layers helps to avoid over-adaptation to the training data and improve the model convergence speed by reducing the number of weights being trained (details in Section V-B1 and Figure 11). This allows the streaming-in inference requests to use a robust model with higher accuracy while reducing the fine-tuning time and energy consumption.

To this end, we propose ETuner, an efficient continual learning framework for edge devices that aims to achieve both high inference accuracy and energy efficiency. ETuner optimizes the continual learning process on edge devices through both inter-tuning and intra-tuning optimizations. At the inter-tuning level, it performs lazy model fine-tuning by delaying and merging some fine-tuning rounds to reduce the number of fine-tuning rounds launched, thereby reducing the

execution overheads. At the intra-tuning level, it selectively freezes the converged layers during fine-tuning to reduce model computation costs.

To summarize, we make the following contributions.

- We conduct a comprehensive characterization of the existing immediate fine-tuning approach in continual learning. We reveal that there exist substantial inter-tuning and intra-tuning redundancies that can be optimized to significantly reduce the fine-tuning execution time and energy consumption.
- We propose **ETuner** framework that consists of i) inter-tuning optimization that dynamically and adaptively performs lazy model fine-tuning, and ii) similarity-guided layer freezing for intra-tuning optimization.
- We evaluate **ETuner** using various DNN models and datasets in both computer vision (CV) and natural language processing (NLP) domains. Experimental results show that, compared to immediate model fine-tuning in CV domain, **ETuner** saves 64% (67% in NLP domain) of overall fine-tuning execution time and 56% (61% in NLP domain) of energy consumption on average. Furthermore, **ETuner** improves the average inference accuracy of all streaming-in inference requests by 1.75% (1.52% in NLP domain).
- We demonstrate **ETuner** outperforms state-of-the-art efficient training methods, including layer freezing frameworks i) Egeria and ii) SlimFit, iii) sparse training framework RigL, and iv) efficient continual learning framework Ekyu, even if they have been optimized by our proposed inter-tuning optimization. **ETuner** provides  $2.1\times$ ,  $2.2\times$ ,  $2.7\times$ , and  $2.0\times$  energy savings, respectively, while delivering 1.78%, 2.18%, 2.33%, and 1.50% higher accuracy.

## II. BACKGROUND

**Scenario change.** The deployment scenario of an already-in-use model may change over time as the user usage scenario evolves [39], [55], [58], [61], [71]. These changes can generally be classified into two types, the introduction of i) instances of existing data classes but with new feature patterns [34], [60], [76] and ii) new classes of data [30], [59], [74]. Instances with new feature patterns refer to scenarios where the model encounters variations (e.g., different illumination conditions, background, and occlusion) in previously recognized data classes. These variations could be due to changes in environmental conditions, user behavior, or other factors that alter the appearance or characteristics of the data. On the other hand, the introduction of new classes of data presents a different challenge, where the model must learn to identify classes that were completely absent previously. In our work, we comprehensively evaluate our method for both types of scenario changes.

**Continual learning.** Conducting continual learning can effectively mitigate the effect of scenario change and improve accuracy, which is essential for models to function effectively in the ever-changing real-world environment [12], [73], [77]. In continual learning, the fine-tuning data (i.e., training data) is not well-prepared all at once but rather constantly streaming in, with new data arriving continuously throughout each

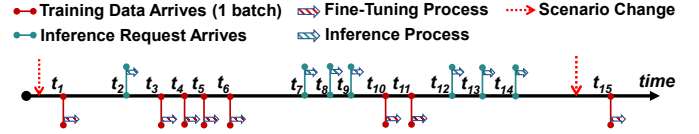


Fig. 1: An example of immediate model fine-tuning in continual learning.

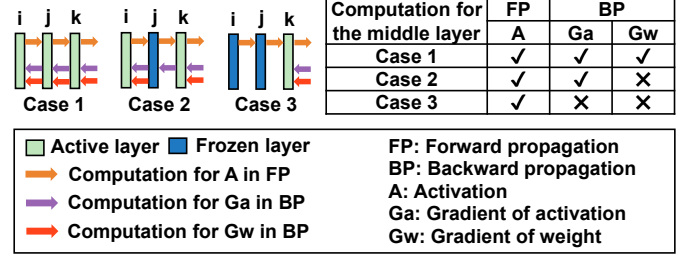


Fig. 2: Computation of DNN training.

scenario [59], [71], [91]. To guarantee timely model updates, existing approaches typically apply immediate model fine-tuning, where the model is fine-tuned once new training data arrives. Figure 1 illustrates an example of immediate model fine-tuning. We assume two scenario changes in the figure, indicated by the red dotted arrows right before  $t_1$  and  $t_{15}$ . It involves eight received training data batches represented by eight red lines, respectively. The green lines indicate seven inference requests. Note that, in practice, inference requests might arrive in bursts (e.g., between  $t_7 \sim t_{14}$ ). In immediate fine-tuning, a model fine-tuning round is triggered right after training data arrives. Thus, the model is fine-tuned eight times in this example. In general, immediate model fine-tuning achieves high average inference accuracy by frequently updating the model. However, this involves significant overheads from frequent model loading, saving, and system initialization (e.g., model compilation), making it less energy efficient.

It is worth mentioning that, for edge continual learning systems that employ a supervised learning paradigm, there are several different methods to address the data labeling issue for the newly arrived training data. For example, some systems label the training data using a highly accurate but expensive model (with deeper architecture and a larger size) [12], [44], [45], [65], and this is essentially that of supervising a low-cost “student” model with a high-cost “teacher” model (knowledge distillation) [19], [27], [77]. The reason why we need to train a small model is that the large model cannot keep up with inference on the edge. Moreover, the training data can also be labeled by open-source labeling platforms [18], [24], [79] or stand-alone labeling service providers [1], [2], [4].

**Average inference accuracy.** In continual learning, the ongoing model fine-tuning and continuous arrival of inference requests necessitate an evaluation metric to assess the effectiveness of fine-tuning during the entire continual learning process. Thus, the average inference accuracy, which is the arithmetic mean of (instantaneous) inference accuracies for all requests, is commonly used to serve the purpose [12]. For example, inference requests occur at times  $t_2, t_7, t_8, t_9, t_{12}$ ,

$t_{13}$ , and  $t_{14}$ , with corresponding accuracies  $A_{t2}$ ,  $A_{t7}$ ,  $A_{t8}$ ,  $A_{t9}$ ,  $A_{t12}$ ,  $A_{t13}$ , and  $A_{t14}$ . The average accuracy is thus calculated as  $(A_{t2} + A_{t7} + A_{t8} + A_{t9} + A_{t12} + A_{t13} + A_{t14})/7$ .

**Reducing computation by layer freezing.** As shown in Figure 2, the computation cost in a DNN training iteration is mainly contributed by computing the activations in forward propagation and computing the gradients of weights and activations in backward propagation. If a layer (e.g., layer<sub>j</sub>) is frozen, its weights will not be updated. Thus, there is no need to calculate the weight gradients for layer<sub>j</sub> (Case 2 in Figure 2). Furthermore, if all the trainable layers before layer<sub>j</sub> ( $\forall$  layer<sub>i</sub> |  $i < j$ ) are also frozen, then the back-propagation stops at layer<sub>j</sub>; thus, there is no need to compute the activation gradient for those layers (Case 3 in Figure 2).

### III. MOTIVATION

In this section, we quantitatively analyze the continual learning process and reveal the redundancy from two aspects: **1) inter-tuning** and **2) intra-tuning**. We employ two popular DNN models ResNet50 [33] and MobileNetV2 [75], and use the NC (New Class) benchmark in the widely-used CORE50 dataset [59] as an example for testing. There are 9 scenarios in total in this benchmark and the scenarios appear one after one, each of which introduces new classes of data on top of the existing classes. The model is originally well-trained using the training data in the first scenario and will be continuously fine-tuned with corresponding training data and serve inference requests in each subsequent scenario (i.e., scenario 2~9). Both the training data and inference requests arrive continuously over time. Please refer to Section V-A for details of the experimental setup.

Recall that the immediate model fine-tuning approach tunes a model once a batch of training data arrives. However, this timely and immediate fine-tuning approach consumes significant time and energy. To further understand the execution time and energy consumption in continual learning, we provide the time and energy breakdown in Figure 3. As shown in the figure, the time and energy consumption can be broken into three parts: 1) system initialization (e.g., model compilation), 2) model loading & saving, and 3) model computation (including forward, backward propagation, and model parameters update). As one can observe, all three parts contribute significantly to the total costs. On the one hand, each fine-tuning round inevitably introduces significant execution overheads, such as system initialization and model loading and saving. These overheads can account for 58% of the total execution time and 38% of the total energy consumption on average. On the other hand, the time and energy consumed by model computation are also substantial, accounting for 42% of the total execution time and 62% of the total energy consumption on average.

However, we observe significant redundancy in immediate model fine-tuning at both inter-tuning (Section III-A) and intra-tuning (Section III-B) levels. By removing the redundancies, we can effectively optimize the continual learning process

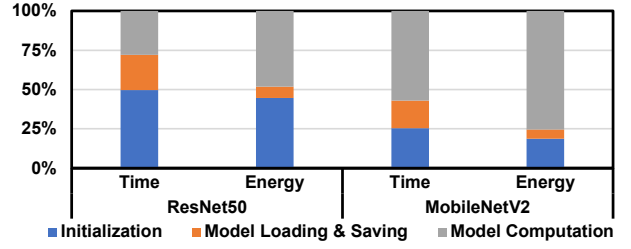


Fig. 3: Time and energy breakdown.

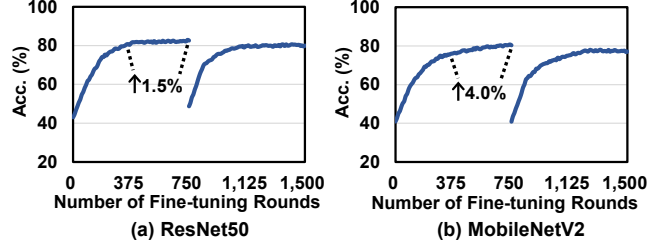


Fig. 4: Accuracy improvement curve of ResNet50 and MobileNetV2 in two consecutive scenarios.

by reducing the execution overheads and the time and energy consumption of model computation.

#### A. Inter-tuning

At the inter-tuning level, we observe that many tuning rounds contribute little to the accuracy improvement but incur considerable overheads. Therefore, we believe that such frequent model updates in immediate model fine-tuning involve redundancy.

Figure 4 shows the model validation accuracy (details of validation accuracy are defined in Section IV-A) over fine-tuning rounds in the two consecutive scenarios. Here, the model is fine-tuned using one data batch at each fine-tuning round. A major observation is that, within each scenario, the validation accuracy improves quickly in early fine-tuning rounds but slows down in later rounds. This demonstrates that not every fine-tuning round contributes significantly to the accuracy. As such, one can potentially delay and merge those fine-tuning rounds that contribute little to the accuracy. We call this **lazy model fine-tuning**. That is, instead of immediately launching a fine-tuning round once receiving one batch of training data, we can wait for more data to launch a fine-tuning round. This can reduce the number of rounds triggered and thereby effectively reduce the execution overheads (i.e., system initialization and model loading & saving) that come with each round. It is also worth mentioning that we do not drop any training data. This is because, although too frequent training rounds incur redundant model updates, they improve model accuracy in longer terms.

However, the lazy model fine-tuning should be carefully conducted for two other observations: First, as expected, there is a significant accuracy drop when the scenario changes; this indicates that one may prefer more frequent updates when the scenario changes. Second, the number of fine-tuning rounds where accuracy saturates varies across models, as indicated by

the two models in the figure, implying the need for an adaptive approach to determine the fine-tuning rounds that could be delayed and merged.

Importantly, in addition to the accuracy improvement trend, delaying and merging fine-tuning rounds also need to consider the arrival pattern of streaming-in inference requests. This is because lazy fine-tuning may result in some inference requests not being handled by the up-to-date model. That is, by the time those inference requests arrive, the model has not been fine-tuned using all available training data. As a result, when there are frequent inference requests, an outdated model may handle a significant number of them, leading to compromised inference accuracies. Therefore, to mitigate this issue and let as many inference requests as possible use the up-to-date model, during the period when the inference requests are more intensive, we need to update the model more frequently.

### B. Intra-tuning

For a given round of fine-tuning, we observe that not every layer of the model needs updating. In particular, a considerable ratio of the layers converged at the early training stage. Consequently, their updates are not necessary and can be eliminated without impacting model accuracy.

We first characterize the convergence of different model layers during continual learning. We leverage a layer's self-representational similarity to indicate the layer convergence. Specifically, we regard the initial model before fine-tuning as the reference model. As fine-tuning proceeds, the model layers are updated over time. The self-representational similarity of a layer is defined as the degree of similarity between the output feature maps of a layer in the model undergoing fine-tuning and the output feature maps of that layer in the reference initial model. When a layer's self-representational similarity stabilizes during the fine-tuning process, indicating that the feature extraction capability of that layer has stabilized, then we consider that layer to have converged.

Specifically, we use a widely-used metric *Centered Kernel Alignment* (CKA) [47] to measure the self-representational similarity of two layers from two models. The CKA value is obtained by comparing the output feature maps of two layers using the same input image data. It can be calculated as:

$$CKA(X, Y) = \|Y^T X\|_F^2 / (\|X^T X\|_F \|Y^T Y\|_F) \quad (1)$$

where  $X$  and  $Y$  are the output feature maps from two layers, and  $\|\cdot\|_F^2$  represents the square of the Frobenius norm. A higher CKA value represents that the two layers can generate more similar output feature maps using the same inputs. We consider a layer to have converged if its CKA value stabilizes during fine-tuning, i.e., the CKA value variation rate is less than a specified threshold (e.g., 1%).

Figure 5 shows an example of the trend of CKA values of layers 1, 10, 15, 40, and 50 as fine-tuning proceeds. From the figure, we have the following observations. First, different layers converge at different times during the fine-tuning process. For example, layer 1 converges at the very beginning, and layer 10 converges in the middle of the

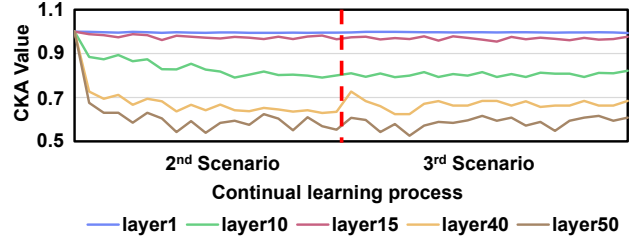


Fig. 5: CKA variation curve as fine-tuning proceeds. The result is obtained by fine-tuning ResNet50 on the NC benchmark. The model is well-trained on the first scenario and then experiences subsequent scenarios. Here we show the CKA value in the 2nd and 3rd scenarios as an example.

2nd scenario. This demonstrates the potential to freeze the layers that have converged during fine-tuning, thereby reducing computation costs and avoiding unnecessary updates to already stable layers. Second, it is interesting to observe that later layers can converge faster than earlier layers (e.g., layer 15 vs. layer 10). This is due to residual connections in the model network architecture, making some later layers behave like earlier layers [84]. These observations show the feasibility and necessity of freezing layers in an adaptive manner rather than sequentially from front to back. Third, we can also observe that once a layer has converged, its CKA value will remain stable and will not fluctuate significantly again within the same scenario. Therefore, if a layer is frozen, then it would be good to keep it frozen for higher energy efficiency unless there are changes in the model deployment scenario.

However, once there is a scenario change, we might need to unfreeze and resume training on some frozen layers to quickly adapt to the new scenario. In the example in Figure 5, before the scenario change, layers 1, 10, 15, and 40 are stable and can be frozen. After the scenario change, layers 1, 10, and 15 remain stable, while layer 40 becomes unstable. As such, we can keep freezing layers 1, 10, and 15. On the other hand, we should resume training on layer 40 to let it adapt to the new scenario.

## IV. ETUNER DESIGN

Based on the motivation, we propose **ETuner**, an efficient continual learning framework for edge devices. Figure 6 shows the overview of the **ETuner** framework, which achieves energy efficiency and high inference accuracy through i) inter-tuning and ii) intra-tuning optimizations. Specifically, for **inter-tuning**, we propose a novel **lazy model fine-tuning (LazyTune)** design that dynamically and adaptively delays and merges fine-tuning rounds to reduce the execution time and energy consumption (Section IV-A). For **intra-tuning**, we propose a **similarity-guided freezing (SimFreeze)** method to automatically freeze/unfreeze layers during the continual learning process to save computation costs (Section IV-B). Moreover, **ETuner** can also use unlabeled data through semi-supervised learning techniques to enhance model performance without the need for extensive labeled data (Section IV-C).



TABLE I: Abbreviation Description.

Abbreviation	Description
batches_ava	Number of data batches available for fine-tuning
batches_needed	Number of data batches needed to trigger a fine-tuning round
freeze_interval	The interval (iterations) to conduct a freezing process
CKA_variation	The variation rate of CKA
CKA_TH	CKA variation rate threshold (stability threshold) to regard CKA is stable

The ETuner optimization design is described in Algorithm 1 with terminology and abbreviations listed in Table I.

#### A. Lazy Model Fine-tuning (LazyTune)

Our lazy model fine-tuning design dynamically delays and merges some fine-tuning rounds based on the trend of model validation accuracy, inference requests arrival pattern, and changes in the model deployment scenario. It is important to emphasize that validation accuracy differs from inference accuracy of inference requests. Validation accuracy is obtained by evaluating the model on a validation dataset, which is formed by randomly separating a small portion ( $\sim 5\%$ ) of the streaming-in training data [72]. We cannot use inference accuracy because, in real-world applications, the inference requests will not have the corresponding ground truth labels; thus, we use validation accuracy to indicate model performance.

Specifically, LazyTune controls the model fine-tuning by using a tunable variable *batches\_needed*. A fine-tuning round is triggered only if the available streaming-in training data reaches *batches\_needed* (line 2 in Algorithm 1). A larger *batches\_needed* indicates more fine-tuning rounds are delayed and merged. In our design, the initial value of *batches\_needed* is the same as immediate model fine-tuning (i.e., 1 batch). And we use the following principles to adaptively tune up/down the *batches\_needed* during the continual learning process.

##### 1) Lazy fine-tuning considering per-round accuracy improvement:

As discussed in Section III, each time launching a fine-tuning round inevitably introduces extra time and energy overheads. However, within one scenario, as the model gradually converges through multiple fine-tuning rounds during continual learning, the accuracy improvement by each fine-tuning round decreases. Therefore, it is beneficial to delay and merge some fine-tuning rounds when they contribute little to the model accuracy improvement. In other words, when a specific fine-tuning round fails to achieve an accuracy improvement comparable to its previous round but incurs the same overhead, we delay it and wait for more training data to trigger a fine-tuning round. Specifically, after a fine-tuning round, LazyTune estimates the amount of training data needed for the next round so that it can achieve similar accuracy gains as the current round (lines 11 and 12 in Algorithm 1). Thus, when model convergence slows down, the required amount of training data (i.e., *batches\_needed*) for the next round increases. As a result, the subsequent tuning rounds are delayed and merged

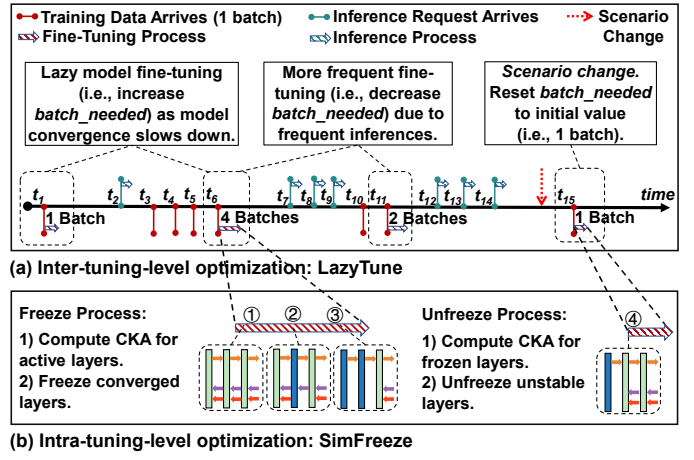


Fig. 6: Overview of ETuner. ①, ②, and ③ in Figure 6b indicate the occurrence of freezing, matching the case 1, 2, and 3 in Figure 2, respectively. ④ indicates the occurrence of unfreezing right after a scenario change.

into a round that involves more data batches. This could effectively reduce the number of rounds triggered, thereby reducing the overheads such as model loading & savings that come with each round, as shown in Figure 7.

Following prior works [12], [70], we employ a non-linear curve model from [70] to achieve this estimation of *batches\_needed* for the next round. Specifically, we obtain the (training iteration, validation accuracy) data points after each fine-tuning round. Then we use the Non-Negative Least Squares (NNLS) solver [3] to fit these collected accuracy-iteration data points to the non-linear curve model. This model is then used to extrapolate accuracy improvement that results from fine-tuning the model using a specific number of data batches. Since we can get more accuracy-iteration data points as the learning process proceeds, the fitted model improves continuously.

##### 2) Considering inference requests arrival pattern when fine-tuning models:

As discussed in Section III-A, lazy model fine-tuning might result in some inference requests not being handled by the up-to-date model, affecting the inference accuracy. This occurs because, by the time these inference requests arrive, the model may not have been fine-tuned with all available training data. To address this issue and let as many inference requests as possible be served by the up-to-date model, it is necessary to fine-tune the model more frequently when the inference

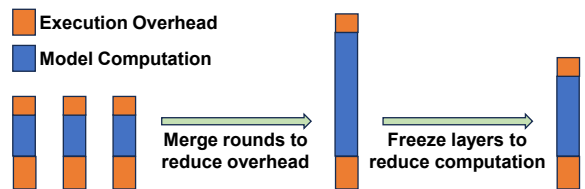


Fig. 7: Schematic of time and energy reduction through ETuner.

requests arrive frequently.

Specifically, we decrease the number of data batches needed to trigger a fine-tuning round whenever a new inference request arrives via a popular logarithmic-based adjustment function [62]. It is calculated as  $d = d * (1 - 1/\log(d))$ , where  $d$  represents the number of data batches needed to trigger a fine-tuning round. If inference requests are frequent, the *batches\_needed* will be quickly decreased (lines 15 to 18 in Algorithm 1). In this case, more fine-tuning rounds will be triggered with fewer data batches, thereby fine-tuning the model more frequently and keeping the model up-to-date. This logarithmic-based function provides a prompt and adaptive adjustment to the amount of data needed to trigger a fine-tuning round. It is also worth mentioning that we opt for the logarithmic-based function to adjust *batches\_needed* because it provides a moderate adjustment compared to two other prevalent value-adjusting functions: exponential-based function [50] and additive-based function [22]. The logarithmic-based function is less aggressive than the exponential-based function but can respond more quickly to frequent inference requests compared to the additive-based function.

### 3) Handling scenario change:

The model may undergo deployment scenario changes during continual learning. It is crucial for the model to update quickly to adapt to these changes to deliver satisfactory results. Therefore, we reset the *batches\_needed* to the initial value (i.e., 1 data batch, equivalent to immediate fine-tuning) when a scenario change occurs (lines 20 and 21 in Algorithm 1). This ensures that the model will be fine-tuned very frequently, allowing for quick adaptation to the new scenario.

In general, the scenario changes can be detected by many different methods. For example, scenario changes can be indicated by out-of-distribution data. Hence, one can detect scenario changes by tracking the distribution difference of the data in streaming-in inference requests with many out-of-distribution data detection approaches [15], [35], [36], [56]. Or it can also be detected by a stand-alone sensor module in a comprehensive system (e.g., robotics system [52], [100]). ETuner is compatible with all these detection methods, and it is not our focus in this work. In our design, we employ the out-of-distribution data detection method from [56] to detect scenario changes. Specifically, this method proposes and leverages an energy function to calculate the energy score for the streaming-in inference data. Typically, the in-distribution data tend to have lower energy scores, while out-of-distribution data have higher energy scores. By monitoring these energy scores, scenario changes can be detected, enabling prompt adaptation and maintaining high accuracy. In other words, in our framework, the scenario change boundary comes with and is determined by the inference data.

### B. Similarity-Guided Freezing (SimFreeze)

We next design SimFreeze which adaptively freezes and unfreezes appropriate layers during the process of continual learning. As discussed in Section III-B, the model gradually converges as training proceeds within one scenario. SimFreeze

---

### Algorithm 1: ETuner

---

```

1 # Fine-tuning
2 if batches_ava ≥ batches_needed then
3   TRIGGER_FINE_TUNING();
4   # SimFreeze
5   for every freeze_interval training iterations do
6     for each active layer do
7       CKA_CALCULATION();
8       if CKA_variation ≤ CKA_TH then
9         FREEZE_LAYER();
10  # Delay and merge fine-tuning rounds
11  if fine-tuning ends then
12    batch_needed ← BATCH_NEEDED_ESTIMATION();
13 # Inference
14 # Considering inferences arrival pattern
15 if inference arrives then
16   DO_INFERENCE();
17   if inference ends then
18     batches_needed ←
19       batches_needed × (1 - 1/log(batches_needed)) ;
19 # Handling scenario changes
20 if a scenario change is detected then
21   RESET_batches_needed();
22   OBTAIN_NEW_SCENARIO_CKA_TEST_DATA();
23   for each frozen layer do
24     COMPUTE_CKA_WITH_NEW_SCENARIO_DATA();
25     if CKA_variation ≥ CKA_TH then
26       UNFREEZE_LAYER();

```

---

identifies and freezes those converged model layers. Upon encountering a scenario change, SimFreeze selectively resumes training on previously frozen layers that become unstable in the new scenario, facilitating a rapid and efficient adaptation to the changes.

#### 1) Utilizing self-representational similarity to guide layer freezing.

During continual learning, SimFreeze decides whether a layer can be frozen by continuously monitoring its self-representational similarity. The self-representational similarity is measured by a widely used metric *Centered Kernel Alignment* (CKA). The CKA value is obtained by comparing the output feature maps of two layers using the same input image batch, where a higher CKA value indicates that the two layers generate more similar output feature maps. In our design, we use the initial model before fine-tuning as the reference model, and we calculate the CKA between layers in the model being continuously fine-tuned and the initial reference model. Once a layer's CKA value stabilizes, indicating that its feature extraction capability has stabilized, we consider that layer to have converged and can be frozen to save computation costs (as shown in Figure 7). Please refer to Section III-B for the details of CKA.

Within each scenario, we collect the first arrived training data batch as the CKA test data for that scenario. This CKA test data will be used as the input for the model being fine-tuned and the initial model to generate output feature maps of each layer. As shown in Algorithm 1 (lines 5 to 7), periodically (e.g., every 200 iterations), we compare the fine-tuned model to the initial model by calculating the CKA value

for each active (i.e., non-frozen) layer. This is the first step of the freezing process illustrated in Figure 6b. Specifically, the layers whose CKA value variation rates are below a predefined stability threshold (e.g., 1%) are considered converged and will be frozen (lines 8 and 9 in Algorithm 1), as the second freezing step in Figure 6b.

#### 2) *Unfreezing layers upon scenario changes.*

Once the scenario change occurs, we need to resume training on certain frozen layers to ensure a quick adaptation. However, it is unnecessary to unfreeze all the frozen layers, as some front layers are responsible for low-level feature extraction (e.g., detecting edges), which is task-agnostic [94], [96].

Therefore, we need to re-evaluate which frozen layers remain converged under new scenarios. To facilitate this re-evaluation, the first step of unfreezing involves obtaining new CKA test data for the new scenario (line 22 in Algorithm 1), where the test data is the first training data batch that arrives in the new scenario. Next, for each frozen layer, we compute its CKA (between its current version and initial version) using the new scenario CKA test data (lines 23 and 24 in Algorithm 1). If a layer’s CKA in new scenario varies by more than the stability threshold (e.g., 1%) compared to its CKA in previous scenario, it indicates that the feature extraction capability of this layer in new scenario is significantly different from that in previous scenario. In this case, we unfreeze this unstable layer to allow it to adapt to the new scenario (lines 25 and 26 in Algorithm 1), as the second unfreezing step in Figure 6b.

#### C. *Utilizing Unlabeled Data*

It is possible that only a portion of the streaming-in training data is labeled, while another portion arrives without labels, posing a challenge for traditional supervised fine-tuning processes. In this case, the model fine-tuning paradigm has to shift from supervised learning to semi-supervised learning. Specifically, in each fine-tuning round, the model is firstly fine-tuned using unlabeled data via self-supervised learning methods [16], [17], [32] to improve the feature extraction ability of the model. In our design, we adopt the widely used self-supervised learning approach SimSiam [17]. It augments an input image into two different views, uses these two views as a pair of inputs for the model, and then trains the model by maximizing the similarity of the final outputs of these two views. After that, the model is fine-tuned by traditional supervised learning using the labeled data to improve the model’s performance in the target task (e.g., image classification for a particular dataset).

Our proposed ETuner framework can work effectively in semi-supervised learning as both SimFreeze and LazyTune are robust to scenarios involving both labeled and unlabeled data. First, SimFreeze freezes and unfreezes layers based on self-representational similarity, which can be acquired without data labels. This allows it to function effectively when labeled data is scarce. Second, LazyTune performs lazy fine-tuning based on three factors: i) model validation accuracy trend, ii) inference request arrival pattern, and iii) changes in the model deployment scenario. Among these, only the model val-

idation accuracy requires labeled data. Specifically, to obtain model validation accuracy, LazyTune tests the model using a validation dataset, which is a randomly sampled subset (e.g.,  $\sim 5\%$ ) of the labeled training data. Since LazyTune requires only a small amount of labeled validation data, it remains robust even when labeled data is limited. Note that LazyTune cannot function if all training data is unlabeled. However, this is not the common case in continual learning, as it typically necessitates at least some labeled data to improve a DNN model’s accuracy on a specific task [8], [11], [12], [44], [103].

### V. EVALUATION

In this section, we evaluate the proposed ETuner framework using popular continual learning workloads from both CV and NLP domains.

#### A. *Experimental Setup*

**Platform:** We use the NVIDIA Jetson Xavier NX as our platform and choose the 15W 6-Core power mode with maximum GPU speed.

**Model and dataset:** In CV domain, we employ two popular CNN models ResNet50 (Res50 for short) and MobileNetV2 (MBV2 for short), as well as a vision transformer model DeiT (tiny version) [82]. We employ three benchmarks NC, NICv2\_79, and NICv2\_391 [60] from the CORE50 dataset for evaluation, which contain 9, 79, and 391 scenarios, respectively. CORE50 is a popular dataset that is widely used in several prior continual learning works [28], [58], [63], [68]. In the NC benchmark, each scenario introduces new classes of data on top of existing classes. On the other hand, in NIC benchmarks, each scenario can introduce either i) new classes of data, ii) instances of existing classes but with new patterns (e.g., different environmental conditions such as changes in illumination and background), or iii) a combination of both. We also use another widely-used benchmark S-CIFAR-10 [13], [90] to evaluate ETuner, where the CIFAR-10 [48] dataset is split into 5 scenarios, each consisting of 2 distinct data classes. In NLP domain, we employ the BERT-base model [43] and the 20News benchmark used in several prior works [41], [42], [46], [81], where the 20News dataset [51] is split into 10 scenarios, each containing 2 data classes.

**Fine-tuning Setting:** In our experiments, the model is originally well-trained in the first scenario. In the subsequent scenarios that appear sequentially, it will be continuously fine-tuned with corresponding training data and meanwhile serve inference requests. The CopyWeights with Re-init (CWR) technique proposed by the CORE50 benchmark paper is by default applied in the experiments to mitigate the catastrophic forgetting problem [54], [97].

In each scenario during the entire continual learning process, both the training data and inference requests arrive continuously over time. The arrival granularity of training data is 1 batch each time and the training batch size is fixed to 16 to avoid out-of-memory errors. We assume a total of 500 inference requests across all scenarios. The arrival rate for both the training data and inference requests follows a

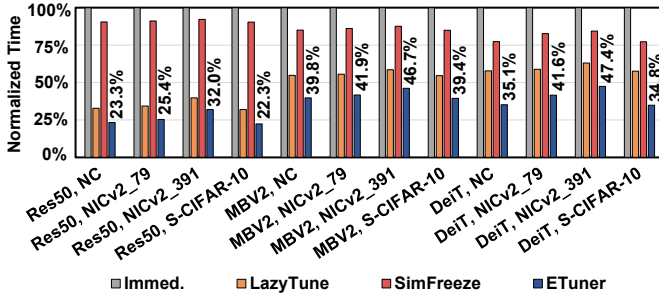


Fig. 8: Overall fine-tuning execution time.

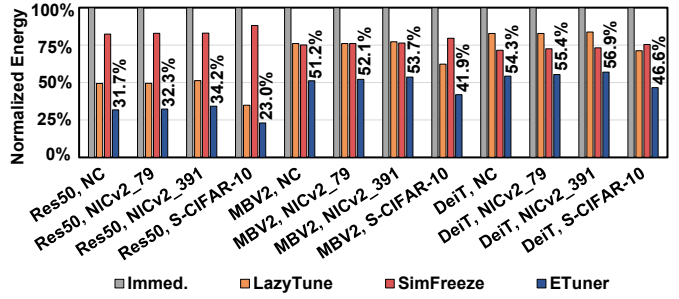


Fig. 9: Overall fine-tuning energy consumption.

TABLE II: Average inference accuracy of all methods.

Model	Method	Benchmark			
		NC	NICv2_79	NICv2_391	S-CIFAR-10
Res50	Immed.	71.34	66.85	58.76	86.41
	LazyTune	71.17	66.59	58.47	86.30
	SimFreeze	73.91	69.23	60.59	88.24
	ETuner	73.73	69.04	60.43	88.12
MBV2	Immed.	68.46	62.89	50.65	83.56
	LazyTune	68.11	62.54	50.49	83.04
	SimFreeze	70.72	65.15	52.62	85.34
	ETuner	70.31	64.96	52.41	85.09
DeiT	Immed.	69.12	61.22	51.62	84.43
	LazyTune	68.95	61.12	51.44	84.38
	SimFreeze	70.99	63.11	53.02	85.91
	ETuner	70.69	62.95	52.77	85.80

Poisson distribution to mimic real application scenarios [64]. We also provide a sensitivity study on different total numbers of inference requests and different arrival distributions in Section V-D. Each dataset contains training and testing sets, and a portion of training data (5%) is randomly separated to form a validation dataset as discussed in Section IV-A.

**Baseline and SOTA Comparisons:** We use immediate model fine-tuning (*Immed.*) as our baseline, where the models are fine-tuned once a batch of training data is available. We also compare ETuner with state-of-the-art efficient training methods (Section V-C), including layer freezing methods i) Egeria [88] and ii) SlimFit [9], iii) sparse training framework RigL [23], and iv) efficient continual learning framework Ekya [12].

**Metrics:** We use three metrics for evaluation: overall fine-tuning execution time, overall energy consumption, and average inference accuracy. The overall fine-tuning execution time and energy consumption refer to the total time and energy costs of all scenarios during the entire continual learning process. They sum up the fine-tuning execution time and energy consumption of all fine-tuning rounds. The average inference accuracy is the average of accuracies over all inference requests in all scenarios. All reported results are the average of 5 runs using different random seeds. Unless otherwise stated, the accuracy results refer to the average inference accuracy.

## B. Main Results

### 1) CV Tasks:

Figures 8, 9, and Table II show the overall execution time, energy consumption, and average inference accuracy of the immediate model fine-tuning and our proposed frameworks in

CV domain. The execution time and energy consumption are normalized to *Immed.*

**LazyTune.** As shown in Figures 8 and 9, LazyTune saves average 50%, peak 68% execution time, and average 34%, peak 65% energy compared to *Immed.* These savings come from merging and delaying certain fine-tuning rounds, which can effectively reduce the execution overheads (by 92% on average), including model loading, saving, and system initialization (e.g., model compilation). As shown in Table II, despite the impressive gains in time and energy efficiency, LazyTune only incurs a minor 0.22% accuracy drop compared to *Immed.* This is because it considers the current situation to adaptively trigger tuning rounds.

**SimFreeze.** SimFreeze reduces average 15%, peak 23% execution time and saves average 22%, peak 28% energy compared to *Immed.*, as shown in Figures 8 and 9. These gains stem from the 35% average savings in model computation (forward and backward propagation) through layer freezing. Notably, SimFreeze also delivers significantly higher accuracy, a 1.96% average increase over *Immed.*, as shown in Table II. The reasons are two-fold: First, SimFreeze accelerates model convergence (shown in Figure 11) as freezing layers reduce the number of model weights being trained. Second, SimFreeze avoids excessive adaptation to training data by freezing well-trained layers.

**ETuner.** ETuner combines LazyTune and SimFreeze. From Figures 8, 9, and Table II, compared to *Immed.*, ETuner saves average 64%, peak 78% execution time and average 56%, peak 77% energy, and improves accuracy by an average of 1.75%. Note that ETuner shows more time and energy savings in NC and S-CIFAR-10 benchmarks, as their scenario changes are less frequent (8 and 4 vs. 78 and 390), allowing greater optimization potential in both inter- and intra-tuning.

**Computation Cost and Memory Usage.** Table III shows the computation cost reduction. Note that computation cost reduction comes from SimFreeze, as LazyTune only delays and merges fine-tuning rounds. ETuner also saves memory since freezing layers can reduce the intermediate data generated during the back-propagation. As shown in Figure 10, ETuner can reduce memory usage by 40% for ResNet50 and MobileNetV2.

**Model Convergence Speed.** Figure 11 plots the model convergence in one of the scenarios during the continual



TABLE III: Computation cost of entire continual learning process of the NC benchmark.

Method	Computation (TFLOPs)	
	Res50	MBV2
Immed.	4,746	367
ETuner	3,037	124

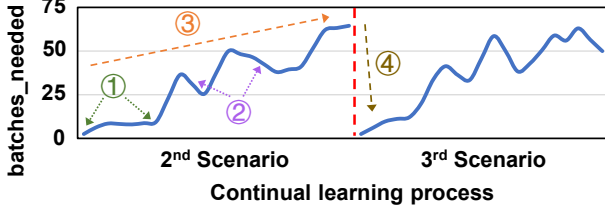


Fig. 12: A case study of LazyTune. The result is obtained by fine-tuning ResNet50 on the NC benchmark of the CRe50 dataset. The model is well-trained on the first scenario and then experiences subsequent scenarios. Here we show the 2nd and 3rd scenarios as an example. The red dotted line indicates a scenario change.

learning process. We observe that our ETuner helps the model converge faster as layer freezing effectively reduces the number of model weights being trained, leading to a higher accuracy compared to immediate model fine-tuning.

**Case study of LazyTune.** Figure 12 shows a real example of how LazyTune adaptively performs lazy model fine-tuning in two consecutive scenarios. From the figure, we have the following observations. ① shows that the number of data batches needed to trigger a fine-tuning round (*batches\_needed*) remains a small value for several fine-tuning rounds. This is because significant accuracy improvements are achieved at the beginning of the learning process in each scenario, and our LazyTune intends to fine-tune the model more frequently. ② shows obvious decreases in *batches\_needed* as the LazyTune responds to the frequent incoming inference requests at those moments. LazyTune updates the model more frequently to keep the model up-to-date. ③ shows the overall increasing trend of *batches\_needed* throughout the learning process in each scenario since the model has generally converged, and LazyTune delays and merges more fine-tuning rounds (increases *batches\_needed*) to reduce time and energy overheads. ④ shows a significant decrease in *batches\_needed* upon a scenario change, as LazyTune increases the fine-tuning frequency by setting the *batches\_needed* to the initial value (i.e., 1 batch, equivalent to immediate model fine-tuning). This ensures quick model adaption in the new scenario.

**Overheads.** The major overhead of ETuner is the CKA calculation in SimFreeze. This overhead is introduced by i) a forward propagation using a batch of data to get the output feature maps, ii) CKA calculation for active (i.e., non-frozen) layers to guide layer freezing using the obtained output feature maps, and iii) CKA calculation for frozen layers to guide layer unfreezing after encountering a scenario change.

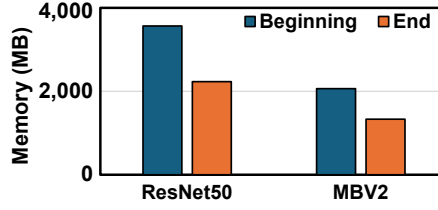


Fig. 10: Memory usage at the beginning and the end of continual learning.

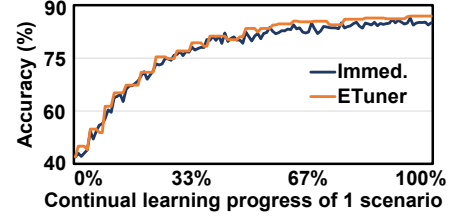


Fig. 11: Convergence of ResNet50 in one of the scenarios in NC benchmark.

Fortunately, many layers will be frozen as training proceeds, so the computation of active layers' CKA to guide layer freezing decreases over time. Moreover, calculating CKA for frozen layers only happens when there is a scenario change, and the overhead will not be significant. Specifically, in our evaluation, SimFreeze incurs  $<2\%$  additional energy for CKA computation, a minor amount when compared to 56% energy benefit from ETuner. All the reported results have included all the overhead.

TABLE IV: Experimental results in NLP workload (using BERT-base model and 20News benchmark).

Method	Accuracy (%)	Time (minute)	Energy (Wh)
Immed.	65.43	329	54.02
LazyTune	65.11	193	40.41
SimFreeze	67.27	248	34.38
ETuner	66.95	110	21.19

## 2) NLP Tasks:

We further evaluate the ETuner framework on NLP tasks to showcase its generalizability. As shown in Table IV, when compared to the immediate model fine-tuning approach, ETuner offers a reduction of 67% in execution time and 61% in energy consumption, while increasing the accuracy by 1.52%. These results demonstrate the generalizability and superiority of ETuner.

## C. Comparison with State-of-the-art Efficient Learning Methods

We compare our proposed ETuner with state-of-the-art efficient training methods, including layer freezing methods i) Egeria [88] and ii) SlimFit [57], iii) sparse training framework RigL [23], and iv) efficient continual learning framework Ekya [12]. The results are presented in Table V. Since all these methods do not consider optimizations of inter-tuning, their benefits in efficiency and accuracy are significantly limited. For a thorough comparison, we integrate our inter-tuning optimization, LazyTune, into all methods with identical configurations. Table V shows that even with LazyTune integration, ETuner still consistently outperforms all these methods, providing  $2.1\times$ ,  $2.2\times$ ,  $2.7\times$ , and  $2.0\times$  energy savings, respectively, while delivering 1.78%, 2.18%, 2.33%, and 1.50% higher accuracy.

ETuner outperforms Egeria due to its more flexible and finer-grained layer-freezing approach. Specifically, ETuner assesses layers individually rather than in modules (i.e., layer blocks), and it freezes all identified converged layers without

TABLE V: Comparison with SOTA efficient learning methods.

Model	Method	NC		NICv2_391	
		Acc. (%)	Energy (Wh)	Acc. (%)	Energy (Wh)
Res50	LazyTune (base)	71.17	52.66	58.47	67.31
	Egeria [88]	71.41	40.42	57.18	57.43
	SlimFit [9]	72.26	44.92	58.41	57.76
	RigL [23]	70.97	42.40	57.93	58.22
	Ekya [12]	73.57	42.98	57.58	57.01
	ETuner	73.73	33.85	60.43	44.94
MBV2	LazyTune (base)	68.46	16.01	50.49	20.37
	Egeria [88]	69.49	13.77	50.63	17.31
	SlimFit [9]	67.88	13.56	49.69	17.86
	RigL [23]	68.45	14.55	50.12	18.02
	Ekya [12]	68.34	13.39	52.54	17.76
	ETuner	70.31	10.77	52.41	14.15
DeiT	LazyTune (base)	68.95	59.96	51.44	76.74
	Egeria [88]	69.41	51.46	51.56	63.65
	SlimFit [9]	68.79	50.44	50.93	60.74
	RigL [23]	68.48	53.52	51.08	67.17
	Ekya [12]	68.96	48.49	51.06	60.87
	ETuner	70.69	39.35	52.77	52.14

forcing layers to be frozen sequentially from front to back. Hence, it avoids overtraining already converged layers positioned in the middle of a non-converged module or after a non-converged layer. Against SlimFit, ETuner’s advantage lies in the use of a more reliable metric: layer representational similarity. It directly analyzes layer outputs, offering a more accurate assessment than indirect methods like monitoring weight update magnitudes, which SlimFit employs. In contrast to RigL, ETuner effectively reduces computation without introducing sparsity to model training, averting challenges such as GPU underutilization and workload imbalance issues caused by sparse training. Compared to Ekya, ETuner eliminates the inefficiency of Ekya’s trial-and-error method in training configuration (e.g., which layers to freeze), ensuring more effective and efficient performance improvements.

#### D. Sensitivity Analysis

**Number of inference requests.** Figure 13 shows the average inference accuracy and energy consumption under different total numbers of inference requests. Note that, all the inferences arrive following a Poisson distribution. All results in this section are obtained on ResNet50 and NC benchmark. ETuner consistently achieves higher accuracy than *Immed.*, while consuming significantly less energy. The figure also reveals that the energy saving offered by ETuner increases as the total number of inference requests decreases. This occurs because when the number of inference requests decreases, ETuner (achieved by LazyTune) will delay and merge more fine-tuning rounds to decrease the fine-tuning frequency, and therefore reduce the energy from execution overheads such as system initialization, as explained in Section IV-A2.

**Data Arrival distribution.** In addition to the Poisson distribution, we also evaluate ETuner under different arrival distributions for both training data and inference requests, including the uniform distribution [49], normal distribution [7], and a real-world trace from Video Timeline Tags dataset [38]. As depicted in Figure 14, ETuner consistently excels in both accuracy and energy consumption compared to *Immed.*,

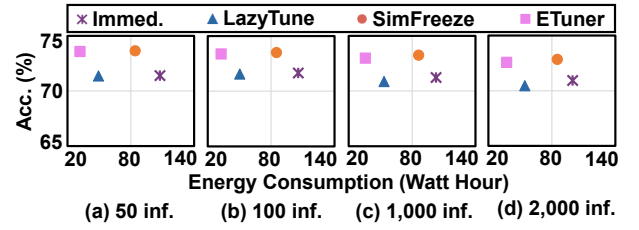


Fig. 13: Results under different numbers of inference requests.

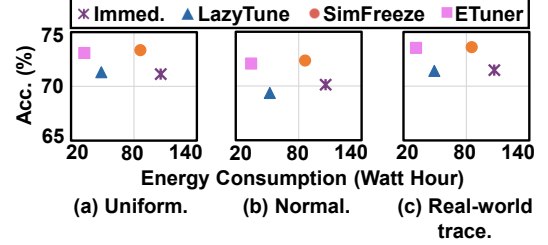


Fig. 14: Results under different arrival distributions. showing that ETuner is adept at handling a variety of situations with different data arrival distributions.

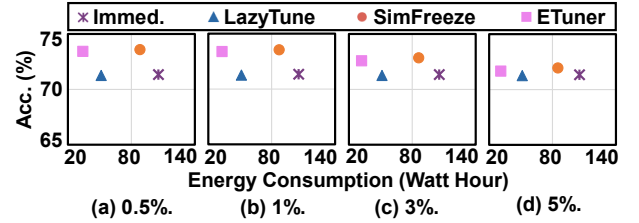


Fig. 15: Results under different CKA variation threshold.

**CKA stability threshold.** In our experiments, a layer whose CKA variation is less than 1% is considered converged (as mentioned in Section IV-B). In this section, we further evaluate the performance of ETuner under various CKA stability thresholds. Figure 15 shows that decreasing the threshold will lead to higher energy consumption and also higher accuracy. This occurs because a lower stability threshold indicates a stricter layer freezing scheme, which means that fewer layers will be frozen during the learning process. However, one can also observe that the accuracy saturates when the threshold is low enough (e.g., 1%).

TABLE VI: Experimental results (NC benchmark) in semi-supervised learning.

Model	Method	Accuracy (%)	Energy (Wh)
ResNet50	Immed.	60.28	142.64
	ETuner	61.64	58.25
MobileNetV2	Immed.	55.33	32.50
	ETuner	56.87	19.06
DeiT	Immed.	58.41	117.22
	ETuner	59.79	69.48

#### E. Semi-supervised Learning

Next, we evaluate the ability of our ETuner to utilize both labeled and unlabeled data by applying semi-supervised learning. We choose the common configuration that only 10% of the

training data is labeled [86], [98]. As shown in Table VI, compared to *Immed.*, ETuner delivers 1.36% higher accuracy and saves 47% energy on average. These results demonstrate that ETuner works well in semi-supervised learning. This is because both SimFreeze and LazyTune are robust to the cases when the labeled training data is limited, as i) SimFreeze freezes and unfreezes layers by self-representational similarity, which can be obtained without data labels and ii) LazyTune only needs a very small amount of labeled data to get the model validation accuracy to guide lazy model fine-tuning.

TABLE VII: Average inference accuracy and energy consumption under different fine-tuning strategies. The results are obtained on ResNet50 and NC benchmark.

Method	Number of batches needed to trigger fine-tuning	Accuracy (%)	Energy (Wh)
Immed.	1	71.34	106.71
S1	5	70.95	62.40
S2	10	70.20	56.87
S3	20	69.26	54.10
S4	50	67.63	52.53
LazyTune	–	71.17	52.66

#### F. Comparison with other static fine-tuning strategies

Besides immediate model fine-tuning, we further compare our proposed inter-tuning optimization LazyTune to other static lazy fine-tuning strategies. As shown in Table VII, we evaluate four different static strategies ( $S1 \sim S4$ ), each triggering a fine-tuning round after receiving a certain number of data batches. For instance,  $S3$  triggers a fine-tuning round after receiving 20 training data batches. The results in Table VII show that none of the static strategies can achieve both high accuracy and high energy efficiency, and LazyTune outperforms all the static strategies. Specifically, compared to  $S4$ , which has similar energy consumption, LazyTune delivers 3.54% higher accuracy. Additionally, compared to  $S1$ , which provides the highest accuracy among  $S1$  to  $S4$ , LazyTune offers 16% energy savings while delivering 0.22% higher accuracy. The superior performance of LazyTune comes from its adaptiveness. Unlike static strategy, LazyTune considers multiple factors when performing lazy model fine-tuning, including the model validation accuracy trend, the inference request arrival pattern, and the changes in scenario.

TABLE VIII: Average inference accuracy when quantization is applied. The results are obtained on ResNet50.

Method	NC		NICv2_79	
	8-bit	32-bit	8-bit	32-bit
Immed.	70.72	71.34	58.28	58.76
ETuner	73.01	73.73	60.20	60.43

#### G. Compatibility with Quantization

We also evaluate the compatibility of ETuner with another widely used efficient learning technique quantization [29], [80]. We apply 8-bit fixed-point quantization to weights, activations, the gradient of weights, and the gradient of activations. Following the prior works, we compare the accuracy results

since the simulated quantization-aware training is used [87], [99], [101], [102]. Table VIII shows that ETuner outperforms immediate model fine-tuning in 32-bit floating-point baselines with an accuracy improvement of 2.03%. On the other hand, when employing 8-bit quantization, ETuner achieves a 2.11% higher accuracy. These results suggest that ETuner’s advantages are maintained when quantization is used, demonstrating compatibility and robustness.

## VI. RELATED WORKS AND DISCUSSION

A number of approaches have been proposed to reduce the computation costs of DNN models, thereby reducing energy and execution time. E2Train [89] proposes to drop mini-batches randomly, skip layers selectively, and use low-precision back-propagation during training to reduce the computation costs. [95] designs a low-cost method to train the small but critical subnetworks to achieve the same accuracy as the original neural networks. [37] proposes to use lightweight low-rank matrices to adapt the weights of original models, slightly sacrificing model representational power to reduce the training costs. However, these and most other prior works focus on offline learning, which does not consider the streaming-in inference requests and assumes all the training data is already well-prepared.

For continual learning, there are some works proposed to optimize particularly for continual video analytics applications [12], [44]. Specifically, RECL [44] maintains a model zoo and uses the streaming-in training data to fine-tune these models, where the most appropriate model will be selected for inference in different scenarios. Ekya [12] strategically schedules the resources among the training and inference workloads of co-running applications to achieve higher inference accuracy. Due to the continuous and regular nature of video streaming in those applications, these works typically divide the continual learning process into multiple fixed-length short windows (e.g., 200 seconds) and launch the fine-tuning process in each window in a fixed-frequency manner. Some other methods are proposed to filter only important data for training to reduce the total training costs [67], [91]. Moreover, [61] presents a system runtime designed to dynamically configure the episodic memory hierarchy (HEM), where HEM is critical for improving the model performance during continual learning. This runtime effectively optimizes both accuracy and energy efficiency. Nonetheless, it is important to emphasize that our approach is complementary to these approaches since we focus on determining the moment to trigger fine-tuning adaptively and freezing layers selectively. We will investigate the incorporation of the above methods in our future works.

## VII. CONCLUSION

In this paper, we design an efficient and accurate continual framework for edge devices, namely ETuner. It achieves both high inference accuracy and energy efficiency for continual learning from both inter- and intra-tuning levels. Specifically, it adaptively performs lazy model fine-tuning and selectively

freezes converged layers during continual learning. Our experiments show that ETuner significantly reduces overall fine-tuning time (by 64%) and energy (by 56%) consumption, while simultaneously improving inference accuracy by 1.75%.

## REFERENCES

- [1] “Data labeling platform for machine learning: Humansignal,” <https://humansignal.com/>.
- [2] “imerit: Data annotation tools & services for enterprise ai,” <https://imerit.net/>.
- [3] “scipy.optimize.nnls - scipy v1.12.0 manual,” <https://docs.scipy.org/doc/scipy/reference/generated/scipy.optimize.nnls.html>.
- [4] “Telus international ai data solutions,” <https://www.telusinternational.com/solutions/ai-data-solutions/data-annotation>.
- [5] Y. Akbari, N. Almaadeed, S. Al-Maadeed, and O. Elharrouss, “Applications, databases and open computer vision research from drone videos and images: a survey,” *Artificial Intelligence Review*, vol. 54, no. 5, pp. 3887–3938, 2021.
- [6] R. Aljundi, K. Kelchtermans, and T. Tuytelaars, “Task-free continual learning,” in *Proceedings of the IEEE/CVF conference on computer vision and pattern recognition*, 2019, pp. 11 254–11 263.
- [7] D. G. Altman and J. M. Bland, “Statistics notes: the normal distribution,” *Bmj*, vol. 310, no. 6975, p. 298, 1995.
- [8] C. Arachie and B. Huang, “Constrained labeling for weakly supervised learning,” in *Uncertainty in Artificial Intelligence*. PMLR, 2021, pp. 236–246.
- [9] A. Ardakani, A. Haan, S. Tan, D. T. Popovici, A. Cheung, C. Iancu, and K. Sen, “Slimfit: Memory-efficient fine-tuning of transformer-based models using training dynamics,” *arXiv preprint arXiv:2305.18513*, 2023.
- [10] R. Bemelmans, G. J. Gelderblom, P. Jonker, and L. De Witte, “Socially assistive robots in elderly care: a systematic review into effects and effectiveness,” *Journal of the American Medical Directors Association*, vol. 13, no. 2, pp. 114–120, 2012.
- [11] D. Berthelot, N. Carlini, I. Goodfellow, N. Papernot, A. Oliver, and C. A. Raffel, “Mixmatch: A holistic approach to semi-supervised learning,” *Advances in neural information processing systems*, vol. 32, 2019.
- [12] R. Bhardwaj, Z. Xia, G. Ananthanarayanan, J. Jiang, Y. Shu, N. Karianakis, K. Hsieh, P. Bahl, and I. Stoica, “Ekya: Continuous learning of video analytics models on edge compute servers,” in *19th USENIX Symposium on Networked Systems Design and Implementation (NSDI 22)*, 2022, pp. 119–135.
- [13] P. Buzzega, M. Boschini, A. Porrello, D. Abati, and S. Calderara, “Dark experience for general continual learning: a strong, simple baseline,” *Advances in neural information processing systems*, vol. 33, pp. 15 920–15 930, 2020.
- [14] J. Chen and X. Ran, “Deep learning with edge computing: A review,” *Proceedings of the IEEE*, vol. 107, no. 8, pp. 1655–1674, 2019.
- [15] J. Chen, Y. Li, X. Wu, Y. Liang, and S. Jha, “Atom: Robustifying out-of-distribution detection using outlier mining,” in *Machine Learning and Knowledge Discovery in Databases. Research Track: European Conference, ECML PKDD 2021, Bilbao, Spain, September 13–17, 2021, Proceedings, Part III 21*. Springer, 2021, pp. 430–445.
- [16] T. Chen, S. Kornblith, M. Norouzi, and G. Hinton, “A simple framework for contrastive learning of visual representations,” in *International conference on machine learning*. PMLR, 2020, pp. 1597–1607.
- [17] X. Chen and K. He, “Exploring simple siamese representation learning,” in *Proceedings of the IEEE/CVF conference on computer vision and pattern recognition*, 2021, pp. 15 750–15 758.
- [18] R. Chew, M. Wenger, C. Kery, J. Nance, K. Richards, E. Hadley, and P. Baumgartner, “Smart: an open source data labeling platform for supervised learning,” *The Journal of Machine Learning Research*, vol. 20, no. 1, pp. 2999–3003, 2019.
- [19] J. H. Cho and B. Hariharan, “On the efficacy of knowledge distillation,” in *Proceedings of the IEEE/CVF international conference on computer vision*, 2019, pp. 4794–4802.
- [20] H. M. Do, M. Pham, W. Sheng, D. Yang, and M. Liu, “Rish: A robot-integrated smart home for elderly care,” *Robotics and Autonomous Systems*, vol. 101, pp. 74–92, 2018.
- [21] K. Doshi and Y. Yilmaz, “Continual learning for anomaly detection in surveillance videos,” in *Proceedings of the IEEE/CVF conference on computer vision and pattern recognition workshops*, 2020, pp. 254–255.
- [22] V. Dumas, F. Guillemin, and P. Robert, “A markovian analysis of additive-increase multiplicative-decrease algorithms,” *Advances in Applied Probability*, vol. 34, no. 1, pp. 85–111, 2002.
- [23] U. Evci, T. Gale, J. Menick, P. S. Castro, and E. Elsen, “Rigging the lottery: Making all tickets winners,” in *International Conference on Machine Learning*. PMLR, 2020, pp. 2943–2952.
- [24] N. Fiedler, M. Bestmann, and N. Hendrich, “Imagetagger: An open source online platform for collaborative image labeling,” in *RoboCup 2018: Robot World Cup XXII 22*. Springer, 2019, pp. 162–169.
- [25] Ó. Fontenla-Romero, B. Guijarro-Berdiñas, D. Martínez-Rego, B. Pérez-Sánchez, and D. Peteiro-Barral, “Online machine learning,” in *Efficiency and Scalability Methods for Computational Intellect*. IGI Global, 2013, pp. 27–54.
- [26] H. M. Gomes, J. Read, A. Bifet, J. P. Barddal, and J. Gama, “Machine learning for streaming data: state of the art, challenges, and opportunities,” *ACM SIGKDD Explorations Newsletter*, vol. 21, no. 2, pp. 6–22, 2019.
- [27] J. Gou, B. Yu, S. J. Maybank, and D. Tao, “Knowledge distillation: A survey,” *International Journal of Computer Vision*, vol. 129, pp. 1789–1819, 2021.
- [28] G. Graffieti, G. Borghi, and D. Maltoni, “Continual learning in real-life applications,” *IEEE Robotics and Automation Letters*, vol. 7, no. 3, pp. 6195–6202, 2022.
- [29] S. Gupta, A. Agrawal, K. Gopalakrishnan, and P. Narayanan, “Deep learning with limited numerical precision,” in *International Conference on Machine Learning*, 2015.
- [30] J. Hao, S. L. Phung, Y. Di, H. T. Le, and A. Bouzerdoum, “Enhanced experience replay for class incremental continual learning,” in *2023 International Conference on Digital Image Computing: Techniques and Applications (DICTA)*. IEEE, 2023, pp. 258–264.
- [31] T. L. Hayes and C. Kanan, “Lifelong machine learning with deep streaming linear discriminant analysis,” in *Proceedings of the IEEE/CVF conference on computer vision and pattern recognition workshops*, 2020, pp. 220–221.
- [32] K. He, H. Fan, Y. Wu, S. Xie, and R. Girshick, “Momentum contrast for unsupervised visual representation learning,” in *Proceedings of the IEEE/CVF conference on computer vision and pattern recognition*, 2020, pp. 9729–9738.
- [33] K. He, X. Zhang, S. Ren, and J. Sun, “Deep residual learning for image recognition,” in *Proceedings of the IEEE conference on computer vision and pattern recognition*, 2016, pp. 770–778.
- [34] D. Hendrycks and T. Dietterich, “Benchmarking neural network robustness to common corruptions and perturbations,” *arXiv preprint arXiv:1903.12261*, 2019.
- [35] D. Hendrycks, M. Mazeika, and T. Dietterich, “Deep anomaly detection with outlier exposure,” in *International Conference on Learning Representations*, 2019.
- [36] Y.-C. Hsu, Y. Shen, H. Jin, and Z. Kira, “Generalized odin: Detecting out-of-distribution image without learning from out-of-distribution data,” in *Proceedings of the IEEE/CVF conference on computer vision and pattern recognition*, 2020, pp. 10 951–10 960.
- [37] E. J. Hu, yelong shen, P. Wallis, Z. Allen-Zhu, Y. Li, S. Wang, L. Wang, and W. Chen, “LoRA: Low-rank adaptation of large language models,” in *International Conference on Learning Representations*, 2022.
- [38] G. Huang, B. Pang, Z. Zhu, C. Rivera, and R. Soricut, “Multimodal pretraining for dense video captioning,” in *AACL-IJCNLP 2020*, 2020.
- [39] B. Irfan, A. Ramachandran, S. Spaulding, S. Kalkan, G. I. Parisi, and H. Gunes, “Lifelong learning and personalization in long-term human-robot interaction (leap-hri),” in *Companion of the 2021 ACM/IEEE international conference on human-robot interaction*, 2021, pp. 724–727.
- [40] R. Ke, Y. Zhuang, Z. Pu, and Y. Wang, “A smart, efficient, and reliable parking surveillance system with edge artificial intelligence on iot devices,” *IEEE Transactions on Intelligent Transportation Systems*, vol. 22, no. 8, pp. 4962–4974, 2020.
- [41] Z. Ke, B. Liu, N. Ma, H. Xu, and L. Shu, “Achieving forgetting prevention and knowledge transfer in continual learning,” *Advances in Neural Information Processing Systems*, vol. 34, pp. 22 443–22 456, 2021.

- [42] Z. Ke, H. Xu, and B. Liu, "Adapting bert for continual learning of a sequence of aspect sentiment classification tasks," in *Proceedings of the 2021 Conference of the North American Chapter of the Association for Computational Linguistics: Human Language Technologies*, 2021, pp. 4746–4755.
- [43] J. D. M.-W. C. Kenton and L. K. Toutanova, "Bert: Pre-training of deep bidirectional transformers for language understanding," in *Proceedings of NAACL-HLT*, 2019, pp. 4171–4186.
- [44] M. Khani, G. Ananthanarayanan, K. Hsieh, J. Jiang, R. Netravali, Y. Shu, M. Alizadeh, and V. Bahl, "{RECL}: Responsive {Resource-Efficient} continuous learning for video analytics," in *20th USENIX Symposium on Networked Systems Design and Implementation (NSDI 23)*, 2023, pp. 917–932.
- [45] M. Khani, P. Hamadani, A. Nasr-Esfahany, and M. Alizadeh, "Real-time video inference on edge devices via adaptive model streaming," in *Proceedings of the IEEE/CVF International Conference on Computer Vision*, 2021, pp. 4572–4582.
- [46] J. Kirkpatrick, R. Pascanu, N. Rabinowitz, J. Veness, G. Desjardins, A. A. Rusu, K. Milan, J. Quan, T. Ramalho, A. Grabska-Barwinska et al., "Overcoming catastrophic forgetting in neural networks," *Proceedings of the national academy of sciences*, vol. 114, no. 13, pp. 3521–3526, 2017.
- [47] S. Kornblith, M. Norouzi, H. Lee, and G. Hinton, "Similarity of neural network representations revisited," in *International Conference on Machine Learning*. PMLR, 2019, pp. 3519–3529.
- [48] A. Krizhevsky and G. Hinton, "Learning multiple layers of features from tiny images," 2009.
- [49] L. Kuipers and H. Niederreiter, *Uniform distribution of sequences*. Courier Corporation, 2012.
- [50] B.-J. Kwak, N.-O. Song, and L. E. Miller, "Performance analysis of exponential backoff," *IEEE/ACM transactions on networking*, vol. 13, no. 2, pp. 343–355, 2005.
- [51] K. Lang, "Newsweeder: Learning to filter netnews," in *Machine learning proceedings 1995*. Elsevier, 1995, pp. 331–339.
- [52] T. Lesort, V. Lomonaco, A. Stoian, D. Maltoni, D. Filliat, and N. Díaz-Rodríguez, "Continual learning for robotics: Definition, framework, learning strategies, opportunities and challenges," *Information fusion*, vol. 58, pp. 52–68, 2020.
- [53] H. Li, K. Ota, and M. Dong, "Learning iot in edge: Deep learning for the internet of things with edge computing," *IEEE network*, vol. 32, no. 1, pp. 96–101, 2018.
- [54] X. Li, Y. Zhou, T. Wu, R. Socher, and C. Xiong, "Learn to grow: A continual structure learning framework for overcoming catastrophic forgetting," in *International Conference on Machine Learning*. PMLR, 2019, pp. 3925–3934.
- [55] B. Liu, X. Xiao, and P. Stone, "A lifelong learning approach to mobile robot navigation," *IEEE Robotics and Automation Letters*, vol. 6, no. 2, pp. 1090–1096, 2021.
- [56] W. Liu, X. Wang, J. Owens, and Y. Li, "Energy-based out-of-distribution detection," *Advances in neural information processing systems*, vol. 33, pp. 21 464–21 475, 2020.
- [57] Y. Liu, S. Agarwal, and S. Venkataraman, "Autofreeze: Automatically freezing model blocks to accelerate fine-tuning," *arXiv preprint arXiv:2102.01386*, 2021.
- [58] A. Logacjov, M. Kerzel, and S. Wermter, "Learning then, learning now, and every second in between: lifelong learning with a simulated humanoid robot," *Frontiers in Neuroinformatics*, vol. 15, p. 669534, 2021.
- [59] V. Lomonaco and D. Maltoni, "Core50: a new dataset and benchmark for continuous object recognition," in *Conference on robot learning*. PMLR, 2017, pp. 17–26.
- [60] V. Lomonaco, D. Maltoni, L. Pellegrini et al., "Rehearsal-free continual learning over small non-iid batches," in *CVPR Workshops*, vol. 1, no. 2, 2020, p. 3.
- [61] X. Ma, S. Jeong, M. Zhang, D. Wang, J. Choi, and M. Jeon, "Cost-effective on-device continual learning over memory hierarchy with miro," in *Proceedings of the 29th Annual International Conference on Mobile Computing and Networking*, 2023, pp. 1–15.
- [62] S. S. Manaseer, M. Ould-Khaoua, and L. M. Mackenzie, "On the logarithmic backoff algorithm for mac protocol in manets," in *Integrated Approaches in Information Technology and Web Engineering: Advancing Organizational Knowledge Sharing*. IGI Global, 2009, pp. 174–184.
- [63] J. K. Mandivarapu, B. Camp, and R. Estrada, "Self-net: Lifelong learning via continual self-modeling," *Frontiers in artificial intelligence*, vol. 3, p. 19, 2020.
- [64] P. Mattson, V. J. Reddi, C. Cheng, C. Coleman, G. Diamos, D. Kanter, P. Micikevicius, D. Patterson, G. Schmuelling, H. Tang, G.-Y. Wei, and C.-J. Wu, "Mlperf: An industry standard benchmark suite for machine learning performance," *IEEE Micro*, vol. 40, no. 02, pp. 8–16, 2020.
- [65] R. T. Mullapudi, S. Chen, K. Zhang, D. Ramanan, and K. Fatahalian, "Online model distillation for efficient video inference," in *Proceedings of the IEEE/CVF International Conference on Computer Vision (ICCV)*, October 2019.
- [66] D. Nallaperuma, R. Nawaratne, T. Bandaragoda, A. Adikari, S. Nguyen, T. Kempitiya, D. De Silva, D. Alahakoon, and D. Pothuhera, "Online incremental machine learning platform for big data-driven smart traffic management," *IEEE Transactions on Intelligent Transportation Systems*, vol. 20, no. 12, pp. 4679–4690, 2019.
- [67] P. Panda, A. Sengupta, and K. Roy, "Conditional deep learning for energy-efficient and enhanced pattern recognition," in *Design, Automation & Test in Europe Conference & Exhibition*. IEEE, 2016, pp. 475–480.
- [68] L. Pellegrini, V. Lomonaco, G. Graffieti, D. Maltoni et al., "Continual learning at the edge: Real-time training on smartphone devices," in *ESANN 2021 Proceedings*, 2021.
- [69] L. Pellegrini, G. Graffieti, V. Lomonaco, and D. Maltoni, "Latent replay for real-time continual learning," in *2020 IEEE/RSJ International Conference on Intelligent Robots and Systems (IROS)*. IEEE, 2020, pp. 10 203–10 209.
- [70] Y. Peng, Y. Bao, Y. Chen, C. Wu, and C. Guo, "Optimus: an efficient dynamic resource scheduler for deep learning clusters," in *Proceedings of the Thirteenth EuroSys Conference*, 2018, pp. 1–14.
- [71] L. Pinto, D. Gandhi, Y. Han, Y.-L. Park, and A. Gupta, "The curious robot: Learning visual representations via physical interactions," in *Computer Vision—ECCV 2016: 14th European Conference, Amsterdam, The Netherlands, October 11–14, 2016, Proceedings, Part II 14*. Springer, 2016, pp. 3–18.
- [72] J. Ponce, T. L. Berg, M. Everingham, D. A. Forsyth, M. Hebert, S. Lazebnik, M. Marszalek, C. Schmid, B. C. Russell, A. Torralba et al., "Dataset issues in object recognition," *Toward category-level object recognition*, pp. 29–48, 2006.
- [73] S.-A. Rebuffi, A. Kolesnikov, G. Sperl, and C. H. Lampert, "icarl: Incremental classifier and representation learning," in *Proceedings of the IEEE conference on Computer Vision and Pattern Recognition*, 2017, pp. 2001–2010.
- [74] K. Roy, C. Simon, P. Moghadam, and M. Harandi, "Cl3: Generalization of contrastive loss for lifelong learning," *Journal of Imaging*, vol. 9, no. 12, p. 259, 2023.
- [75] M. Sandler, A. Howard, M. Zhu, A. Zhmoginov, and L.-C. Chen, "Mobilenetv2: Inverted residuals and linear bottlenecks," in *Proceedings of the IEEE conference on computer vision and pattern recognition*, 2018, pp. 4510–4520.
- [76] Q. She, F. Feng, X. Hao, Q. Yang, C. Lan, V. Lomonaco, X. Shi, Z. Wang, Y. Guo, Y. Zhang et al., "Openloris-object: A robotic vision dataset and benchmark for lifelong deep learning," in *2020 IEEE international conference on robotics and automation (ICRA)*. IEEE, 2020, pp. 4767–4773.
- [77] K. Shmelkov, C. Schmid, and K. Alahari, "Incremental learning of object detectors without catastrophic forgetting," in *Proceedings of the IEEE international conference on computer vision*, 2017, pp. 3400–3409.
- [78] S. S. Shubha and H. Shen, "Adainf: Data drift adaptive scheduling for accurate and slo-guaranteed multiple-model inference serving at edge servers," in *Proceedings of the ACM SIGCOMM 2023 Conference*, 2023, pp. 473–485.
- [79] G. Soghoyan, A. Ledovsky, M. Nekrashevich, O. Martynova, I. Polikanova, G. Portnova, A. Rebreikina, O. Sysoeva, and M. Sharaev, "A toolbox and crowdsourcing platform for automatic labeling of independent components in electroencephalography," *Frontiers in Neuroinformatics*, vol. 15, p. 720229, 2021.
- [80] P. Stock, A. Fan, B. Graham, E. Grave, R. Gribonval, H. Jegou, and A. Joulin, "Training with quantization noise for extreme model compression," in *International Conference on Learning Representations*, 2020.



- [81] F.-K. Sun, C.-H. Ho, and H.-Y. Lee, "Lamol: Language modeling for lifelong language learning," in *International Conference on Learning Representations*, 2019.
- [82] H. Touvron, M. Cord, M. Douze, F. Massa, A. Sablayrolles, and H. Jegou, "Training data-efficient image transformers & distillation through attention," in *International Conference on Machine Learning*, vol. 139, July 2021, pp. 10 347–10 357.
- [83] G. M. Van de Ven and A. S. Tolias, "Three scenarios for continual learning," *arXiv preprint arXiv:1904.07734*, 2019.
- [84] A. Veit, M. J. Wilber, and S. Belongie, "Residual networks behave like ensembles of relatively shallow networks," *Advances in neural information processing systems*, vol. 29, 2016.
- [85] J. Wang, B. Cao, P. Yu, L. Sun, W. Bao, and X. Zhu, "Deep learning towards mobile applications," in *2018 IEEE 38th International Conference on Distributed Computing Systems (ICDCS)*. IEEE, 2018, pp. 1385–1393.
- [86] J. Wang, T. Lukasiewicz, D. Massiceti, X. Hu, V. Pavlovic, and A. Neophytou, "Np-match: When neural processes meet semi-supervised learning," in *International Conference on Machine Learning*. PMLR, 2022, pp. 22 919–22 934.
- [87] N. Wang, J. Choi, D. Brand, C.-Y. Chen, and K. Gopalakrishnan, "Training deep neural networks with 8-bit floating point numbers," *Advances in neural information processing systems*, vol. 31, 2018.
- [88] Y. Wang, D. Sun, K. Chen, F. Lai, and M. Chowdhury, "Egeria: Efficient dnn training with knowledge-guided layer freezing," in *Proceedings of the Eighteenth European Conference on Computer Systems*, 2023, pp. 851–866.
- [89] Y. Wang, Z. Jiang, X. Chen, P. Xu, Y. Zhao, Y. Lin, and Z. Wang, "E2-train: Training state-of-the-art cnns with over 80% energy savings," *Advances in Neural Information Processing Systems*, vol. 32, 2019.
- [90] Z. Wang, Z. Zhan, Y. Gong, G. Yuan, W. Niu, T. Jian, B. Ren, S. Ioannidis, Y. Wang, and J. Dy, "Sparcl: Sparse continual learning on the edge," *Advances in Neural Information Processing Systems*, vol. 35, pp. 20 366–20 380, 2022.
- [91] Y. Wu, Z. Wang, D. Zeng, Y. Shi, and J. Hu, "Enabling on-device self-supervised contrastive learning with selective data contrast," in *Design Automation Conference*. IEEE, 2021, pp. 655–660.
- [92] J. Xu and Z. Zhu, "Reinforced continual learning," *Advances in neural information processing systems*, vol. 31, 2018.
- [93] T.-J. Yang, Y.-H. Chen, and V. Sze, "Designing energy-efficient convolutional neural networks using energy-aware pruning," in *Proceedings of the IEEE conference on computer vision and pattern recognition*, 2017, pp. 5687–5695.
- [94] J. Yosinski, J. Clune, Y. Bengio, and H. Lipson, "How transferable are features in deep neural networks?" *Advances in neural information processing systems*, vol. 27, 2014.
- [95] H. You, C. Li, P. Xu, Y. Fu, Y. Wang, X. Chen, R. G. Baraniuk, Z. Wang, and Y. Lin, "Drawing early-bird tickets: Toward more efficient training of deep networks," in *International Conference on Learning Representations*, 2020. [Online]. Available: <https://openreview.net/forum?id=BJxsrgStvr>
- [96] M. D. Zeiler and R. Fergus, "Visualizing and understanding convolutional networks," in *European conference on computer vision*. Springer, 2014, pp. 818–833.
- [97] F. Zenke, B. Poole, and S. Ganguli, "Continual learning through synaptic intelligence," in *International conference on machine learning*. PMLR, 2017, pp. 3987–3995.
- [98] X. Zhai, A. Oliver, A. Kolesnikov, and L. Beyer, "S4l: Self-supervised semi-supervised learning," in *Proceedings of the IEEE/CVF International Conference on Computer Vision*, 2019, pp. 1476–1485.
- [99] K. Zhao, S. Huang, P. Pan, Y. Li, Y. Zhang, Z. Gu, and Y. Xu, "Distribution adaptive int8 quantization for training cnns," in *Proceedings of the AAAI Conference on Artificial Intelligence*, vol. 35, no. 4, 2021, pp. 3483–3491.
- [100] M. Zhao, X. Guo, L. Song, B. Qin, X. Shi, G. H. Lee, and G. Sun, "A general framework for lifelong localization and mapping in changing environment," in *2021 IEEE/RSJ International Conference on Intelligent Robots and Systems (IROS)*. IEEE, 2021, pp. 3305–3312.
- [101] S. Zhou, Y. Wu, Z. Ni, X. Zhou, H. Wen, and Y. Zou, "Dorefa-net: Training low bitwidth convolutional neural networks with low bitwidth gradients," *arXiv preprint arXiv:1606.06160*, 2016.
- [102] F. Zhu, R. Gong, F. Yu, X. Liu, Y. Wang, Z. Li, X. Yang, and J. Yan, "Towards unified int8 training for convolutional neural network," in *Proceedings of the IEEE/CVF Conference on Computer Vision and Pattern Recognition*, 2020, pp. 1969–1979.
- [103] X. Zhu and A. B. Goldberg, *Introduction to semi-supervised learning*. Springer Nature, 2022.