

EdgeOL: Efficient in-situ Online Learning on Edge Devices

Sheng Li*

University of Pittsburgh
Pittsburgh, PA, USA
shl188@pitt.edu

Geng Yuan*

University of Georgia
Athens, GA, USA
geng.yuan@uga.edu

Yawen Wu

University of Pittsburgh
Pittsburgh, PA, USA
yawen.wu@pitt.edu

Yue Dai

University of Pittsburgh
Pittsburgh, PA, USA
yud42@pitt.edu

Chao Wu

Northeastern University
Boston, MA, USA
cha.wu@northeastern.edu

Alex K. Jones

University of Pittsburgh
Pittsburgh, PA, USA
akjones@pitt.edu

Jingtong Hu

University of Pittsburgh
Pittsburgh, PA, USA
jthu@pitt.edu

Yanzhi Wang

Northeastern University
Boston, MA, USA
yanz.wang@northeastern.edu

Xulong Tang

University of Pittsburgh
Pittsburgh, PA, USA
xulongtang@pitt.edu

ABSTRACT

Emerging applications, such as robot-assisted eldercare and object recognition, generally employ deep learning neural networks (DNNs) and naturally require: i) handling streaming-in inference requests and ii) adapting to possible deployment scenario changes. Online model fine-tuning is widely adopted to satisfy these needs. However, an inappropriate fine-tuning scheme could involve significant energy consumption, making it challenging to deploy on edge devices. In this paper, we propose EdgeOL, an edge online learning framework that optimizes inference accuracy, fine-tuning execution time, and energy efficiency through both inter-tuning and intra-tuning optimizations. Experimental results show that, on average, EdgeOL reduces overall fine-tuning execution time by 64%, energy consumption by 52%, and improves average inference accuracy by 1.75% over the immediate online learning strategy.

1 INTRODUCTION

With the exceptional performance, Deep learning neural networks (DNNs) have gained significant popularity in emerging application domains such as robot-assisted eldercare [8, 17], object recognition [18, 69], and wild surveillance [5, 39]. These cutting-edge applications generally deploy DNN models on energy-constrained edge devices, such as robots and internet-of-things (IoT) devices [12, 51, 52, 83, 96].

There are two fundamental requirements of deploying DNN models on edge devices: (1) *adaptiveness* and (2) *energy-efficiency*. From the perspective of *adaptiveness*, the DNN applications commonly have streaming-in training data and

inference requests over time. This requires model *fine-tuning* using incoming training data to i) adapt to scenario changes, and meanwhile ii) maximize the average inference accuracy for the streaming-in inference requests (details in Section 2). For example, to maintain high accuracy, an object recognition system needs a timely update of its DNN model when working under different environments or conditions, such as involving new classes of data or instances of existing classes but with new patterns (e.g., different illumination conditions, background, and occlusion) [29, 58, 59, 74, 76] while keeping the recognition functions online. Regarding *energy efficiency*, the DNN applications need to optimize energy efficiency since they are often deployed on edge devices with constrained power capacities [87, 90, 91], such as battery-powered robots, mobile phones, or IoT devices.

Existing approaches usually employ online learning to ensure model adaptiveness. Immediate online learning is an extreme case of online learning that performs immediate model fine-tuning once new training data arrives [22, 24, 30, 66]. As a result, it guarantees high inference accuracy for incoming inference requests since the model is always up-to-date. However, this requires a large amount of computation as well as significant overheads from frequent model loading, saving, and system initialization like model compilation, making it less energy efficient. On the other hand, fine-tuning (i.e., training) models at a fixed and lower frequency seems to be a reasonable trade-off for accuracy and energy efficiency. But it is still far from an optimal solution (details are discussed in Section 3.1).

In this paper, we propose EdgeOL, an online learning framework for edge devices, aiming to achieve both adaptiveness and energy efficiency. Our design motivation stems from the

*Equal contribution.

observation that there are redundant computation and memory accesses during the model fine-tuning stage in existing online learning approaches. Specifically, we first observe that many fine-tuning rounds contribute little to the inference accuracy. That is, selectively delaying and merging some fine-tuning rounds and reducing the fine-tuning frequency will not hurt the inference accuracy. We call this *inter-tuning redundancy*. Second, we observe that some layers gradually reach convergence during fine-tuning. In this case, freezing those converged layers will not affect the inference accuracy. We call this *intra-tuning redundancy*. Moreover, freezing layers helps to avoid over-adaptation to the training data and improve the model convergence speed by reducing the number of weights being trained. This allows the streaming-in inference requests to use a robust model with higher accuracy while reducing the fine-tuning time and energy consumption.

To summarize, we make the following contributions.

- We conduct a comprehensive characterization that quantifies the fine-tuning execution time, energy consumption, and inference accuracy of existing online learning approaches. We reveal that there exist substantial inter-tuning and intra-tuning redundancies that can be optimized to significantly reduce the fine-tuning execution time and energy consumption while improving the inference accuracy.
- We propose EdgeOL framework that consists of: i) inter-tuning optimization that dynamically and adaptively determines the fine-tuning frequency, and ii) similarity-guided layer freezing for intra-tuning optimization.
- We evaluate EdgeOL using various DNN models and datasets in both computer vision (CV) and natural language processing (NLP) domains. Experimental results show that, compared to immediate online learning in CV domain, EdgeOL saves 64% (67% in NLP domain) of overall fine-tuning execution time and 52% (54% in NLP domain) of energy consumption on average. Furthermore, EdgeOL improves the average inference accuracy of all streaming-in inference requests by 1.75% (1.52% in NLP domain).
- We demonstrate EdgeOL outperforms state-of-the-art efficient training methods, including layer freezing frameworks i) Egeria and ii) SlimFit, iii) sparse training framework RigL, and iv) efficient online learning framework Ekya, even if they have been optimized by our proposed inter-tuning optimization. EdgeOL provides 2.1×, 2.2×, 2.8×, and 2.0× energy savings, respectively, while delivering 1.78%, 2.18%, 2.33%, and 1.50% higher accuracy.

2 BACKGROUND

Scenario change. The deployment scenario of an already-in-use model may change over time as the user usage scenario evolves [38, 54, 57, 60, 71]. These changes can generally be

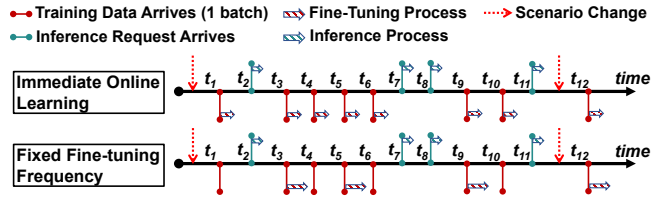


Figure 1: Examples of immediate online learning and fixed fine-tuning frequency online learning.

classified into two types, the introduction of i) instances of existing data classes but with new feature patterns [32, 59, 76] and ii) new classes of data [29, 58, 74]. Instances with new feature patterns refer to scenarios where the model encounters variations (e.g., different illumination conditions, background, and occlusion) in previously recognized data classes. These variations could be due to changes in environmental conditions, user behavior, or other factors that alter the appearance or characteristics of the data. On the other hand, the introduction of new classes of data presents a different challenge, where the model must learn to identify classes that were completely absent previously. In our work, we comprehensively evaluate our method for both types of scenario changes.

Online learning. Conducting online learning can effectively mitigate the effect of scenario change and improve accuracy, which is essential for models to function effectively in the ever-changing real-world environment [9, 73, 77]. In online learning, the fine-tuning data is not well-prepared all at once but rather constantly streaming in, with new data arriving continuously throughout each scenario [58, 71, 90]. Figure 1 illustrates the *immediate online learning* and an example of *fixed-frequency online learning* that initiates fine-tuning process after receiving a certain fine-tuning data batches (e.g., two batches in the example in the figure). We assume two scenario changes in the figure, indicated by the red dotted arrows right before t_1 and t_{12} . It involves eight received fine-tuning data batches represented by eight red lines, respectively. The green lines indicate four inference requests. Note that, in practice, inference requests might arrive in bursts (e.g., at t_7 and t_8). In immediate online learning, model fine-tuning is triggered once fine-tuning data (i.e., training data) arrives. Thus, the model is fine-tuned eight times in this example. On the other hand, fixed-frequency online learning fine-tunes the model four times in this case. In general, immediate online learning achieves the highest average inference accuracy by frequently updating the model. However, this involves significant overheads from frequent model loading, saving, and system initialization (e.g., model compilation), making it less energy efficient. While fixed-frequency fine-tuning seems to be a reasonable tradeoff between accuracy

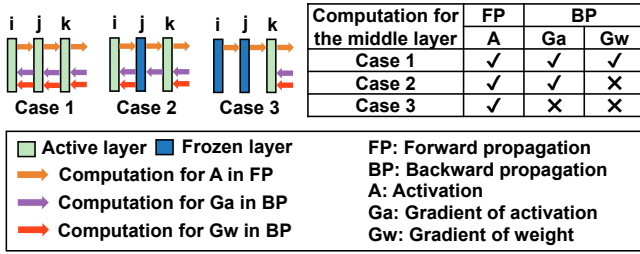


Figure 2: Computation of DNN training.

and energy efficiency, it lacks flexibility and adaptiveness to different cases and is far from an optimal solution (details discussed in Section 3.1).

It is worth mentioning that, for edge online learning systems that employ a supervised learning paradigm, there are several different methods to address the data labeling issue for the newly arrived training data. For example, some systems label the training data using a highly accurate but expensive model (with deeper architecture and a larger size) [9, 43, 44, 65], and this is essentially that of supervising a low-cost “student” model with a high-cost “teacher” model (knowledge distillation) [16, 25, 77]. The reason why we need to train a small model is that the large model cannot keep up with inference on the edge. Moreover, the training data can also be labeled by open-source labeling platforms [15, 21, 78] or stand-alone labeling service providers [1, 2, 4].

Average inference accuracy. In online learning, the ongoing model fine-tuning and continuous arrival of inference requests necessitate an evaluation metric to assess the effectiveness of fine-tuning during the entire online learning process. Thus, the average inference accuracy, which is the arithmetic mean of (instantaneous) inference accuracies for all requests, is commonly used to serve the purpose [9]. For example, inference requests occur at times $t_2, t_7, t_8,$ and t_{11} , with corresponding accuracies $A_{t_2}, A_{t_7}, A_{t_8},$ and $A_{t_{11}}$. The average accuracy is thus calculated as $(A_{t_2} + A_{t_7} + A_{t_8} + A_{t_{11}})/4$.

Reducing computation by layer freezing. As shown in Figure 2, the computation cost in a DNN training iteration is mainly contributed by computing the activations in forward propagation and computing the gradients of weights and activations in backward propagation. If a layer (e.g., layer j) is frozen, its weights will not be updated. Thus, there is no need to calculate the weight gradients for layer j (Case 2 in Figure 2). Furthermore, if all the trainable layers before layer j (\forall layer $i | i < j$) are also frozen, then the back-propagation stops at layer j ; thus, there is no need to compute the activation gradient for those layers (Case 3 in Figure 2).

3 CHALLENGES AND OPPORTUNITIES

First, we quantitatively characterize the impact of different online learning strategies on the fine-tuning execution time,

Table 1: The configurations of different online learning strategies.

Strategy	Immed.	S1	S2	S3	S4	S5	S6
Number of batches to trigger a fine-tuning round	1	5	10	20	50	100	200
Number of fine-tuning rounds triggered	6,000	1,200	600	300	120	60	30

energy consumption, and inference accuracy. The differences between these learning strategies primarily target two aspects: **1) inter-tuning** and **2) intra-tuning**.

In this section, we employ two popular DNN models ResNet50 [31] and MobileNetV2 [75], and use the NC (New Class) benchmark in the widely-used CORE50 dataset [58] as an example for testing. There are 9 scenarios in total in this benchmark and the scenarios appear one after one, each of which introduces new classes of data on top of the existing classes. The model is originally well-trained using the training data in the first scenario and will be online fine-tuned with corresponding training data and serve inference requests in each subsequent scenario (i.e., scenario 2~9). Both the training data and inference requests arrive continuously over time. Please refer to Section 5.1 for details of the experimental setup.

3.1 Inter-tuning

Recall that the online learning approach tunes a model whenever sufficient training data arrives (e.g., a batch of training data). However, this timely and immediate fine-tuning approach consumes time and energy. We conduct a quantitative study by varying the fine-tuning frequency.

We consider the *fine-tuning frequency* as the number of the triggered fine-tuning rounds during a certain period, where each round is triggered after a fixed number of training data batches arrive. Therefore, with higher fine-tuning frequency, fewer batches are required to trigger a fine-tuning round. As shown in Table 1, we choose seven different fine-tuning frequencies, from immediate online learning (*Immed.*) to the less frequent fine-tuning strategies S6. Note that, in this experiment, the total amount of used training data is not changed as we only delay and merge some fine-tuning rounds, where a round will involve more training data. We do not skip using any training data.

Execution time, energy, and accuracy. We investigate the overall fine-tuning execution time and energy consumption of the seven strategies during the entire online learning process. The results are normalized to *Immed.* As one can observe from Figure 3, the fewer number of fine-tuning rounds (i.e., from *Immed* to S6), the more savings in overall execution time and energy consumption. This is because

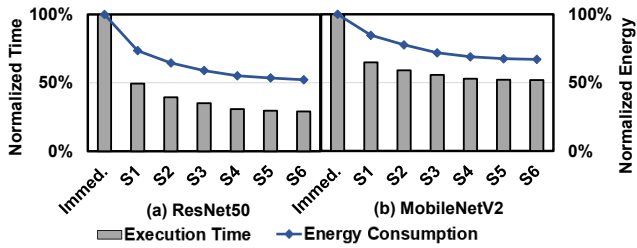


Figure 3: Overall fine-tuning execution time and energy consumption of seven strategies.

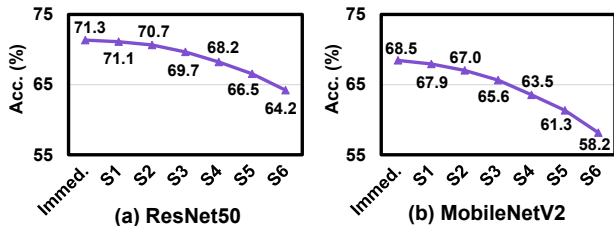


Figure 4: Average inference accuracy using seven strategies.

frequently triggering fine-tuning introduces significant overheads such as model loading, saving, and system initialization (e.g., model compilation). However, the savings in time and energy come with accuracy degradation, as shown in Figure 4. Therefore, an important question we seek to answer is that *How can we reduce the fine-tuning frequency while maintaining the accuracy?*

Accuracy improvement by each fine-tuning round.

To answer the above question, Figure 5 takes strategy S5 as an example (other strategies showed similar trends) and shows the model validation accuracy¹ over fine-tuning rounds in the two consecutive scenarios. One can make the following observations from the results. First, as expected, there is a significant accuracy drop when there is a scenario change. Second, after the scenario change, the validation accuracy improves quickly in early fine-tuning rounds and saturates in later rounds. This demonstrates that not every fine-tuning round contributes significantly to the accuracy. Therefore, one can potentially delay and merge some of the fine-tuning rounds without affecting the accuracy. Third, the number of fine-tuning rounds where accuracy saturates varies across models, as indicated by the two models in Figure 5, implying the need for an adaptive approach to determine the fine-tuning rounds that could be delayed and merged.

¹Details of validation accuracy are defined in the Section 4.1.2

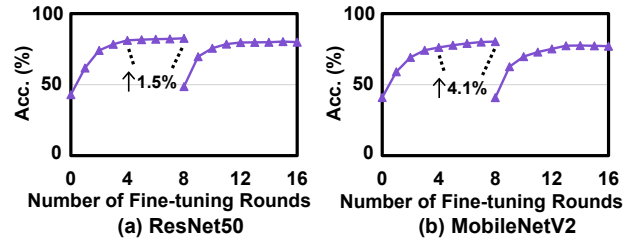


Figure 5: Accuracy improvement curve of ResNet50 and MobileNetV2 in two consecutive scenarios using strategy S5.

3.2 Intra-tuning

For a given round of fine-tuning, we investigate if we can further reduce computation by studying different layers’ impacts on accuracy. A recent study has revealed that some DNN layers show a higher representational similarity even if the models are trained on different datasets [46]. Inspired by this, we explore if we can reduce computation costs without compromising accuracy by “freezing” some layers.

A Preliminary Exploration. We conduct a preliminary experiment to show the effect of layer freezing on execution time, energy consumption, and accuracy. As an example, we employ ResNet50 and MobileNetV2 on the NC benchmark and follow the experimental setup in Section 5.1, and we use the strategy S5. First, we randomly freeze 10, 30, and 50 CONV layers (with the corresponding BN layers) throughout the entire online learning process.

Figure 6 depicts the execution time and energy consumption when freezing different numbers of layers of ResNet50. We normalized the results to a non-freezing baseline. One can observe that layer freezing effectively reduces the time and energy of the online learning process and the savings increase as more layers are frozen. Importantly, these time and energy savings can be directly achieved using native DNN training frameworks (e.g., PyTorch) and do *not* require any support of dedicated libraries (e.g., sparse computation) or specific hardware accelerators.

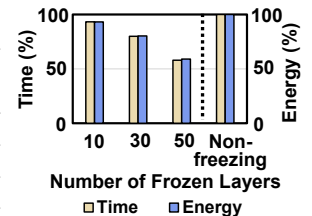


Figure 6: Fine-tuning time and energy when freezing different numbers of layers.

Figure 7 shows the accuracy when freezing different numbers of layers of ResNet50 and MobileNetV2. For a more comprehensive exploration, we randomly selected two groups of layers to freeze, denoted as Config 1 and Config 2, respectively. First, we observe that as more layers are frozen, the accuracy drops accordingly. However, when we compare

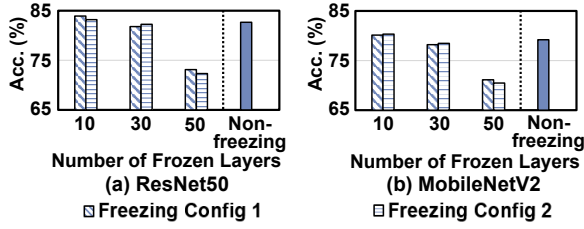


Figure 7: Average inference accuracy when freezing different numbers of layers.

the accuracy of the two configurations, even with the same number of frozen layers, there is still a significant difference in accuracy. The most intriguing observation is that, when freezing layers appropriately (e.g., freezing 10 layers), the accuracy is not decreased and, in fact, increases over the non-freezing baseline. This is because freezing layers can i) avoid over-adaptation to training data and ii) improve model convergence speed (details in Figure 14 and Section 5.2). This indicates that layer freezing is not a simple trade-off between accuracy and efficiency. As the preliminary experimental results, we use relatively simple settings to explore the feasibility and potential of incorporating layer freezing in online learning. Note that similar trends are observed with other experimental settings (e.g., using other online learning strategies with different fine-tuning frequencies).

Even though layer freezing has promising performance in time and energy efficiency and accuracy in online learning, several critical questions remain. Firstly, to incorporate layer freezing in the fine-tuning process, determining which layers are appropriate to freeze is a challenging problem. Secondly, there are also many choices about when to freeze a layer. In addition, when the scenario changes, we also need to decide whether to resume training on certain frozen layers to quickly adapt to the new scenario.

4 EDGEOL DESIGN

Based on the insights, we propose EdgeOL, an efficient online learning framework for edge devices. Figure 8 shows the overview of the EdgeOL framework to achieve energy efficiency and high inference accuracy through i) inter-tuning

Table 2: Abbreviation Description.

Abbreviation	Description
batches_ava	Number of data batches available for fine-tuning
batches_needed	Number of data batches needed to trigger a fine-tuning round
freeze_interval	The interval (iterations) to conduct a freezing process
CKA_variation	The variation rate of CKA
CKA_TH	CKA variation rate threshold to regard CKA is stable

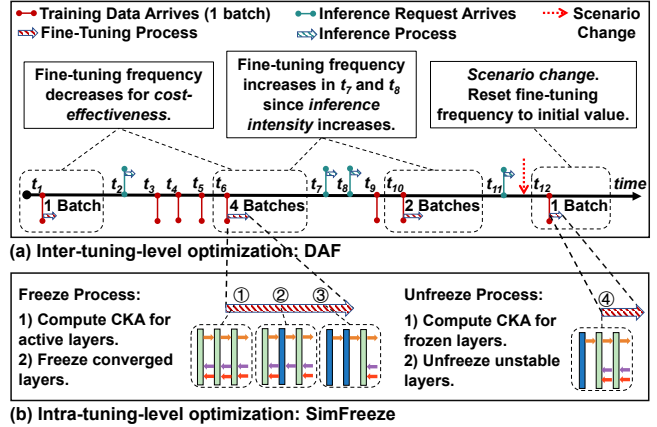


Figure 8: Overview of EdgeOL. ①, ②, and ③ in Figure 8b indicate the occurrence of freezing, matching the case 1, 2, and 3 in Figure 2, respectively. ④ indicates the occurrence of unfreezing right after a scenario change.

and ii) intra-tuning optimizations. Specifically, for **inter-tuning**, we propose a novel **Dynamic and Adaptive Fine-tuning Frequency (DAF)** design that dynamically and adaptively adjusts the fine-tuning frequency to reduce the execution time and energy consumption (Section 4.1). For **intra-tuning**, we propose a **similarity-guided freezing (SimFreeze)** method to automatically freeze/unfreeze layers during online learning to save computation costs while improving accuracy (Section 4.2). Moreover, EdgeOL can also use unlabeled data through semi-supervised learning techniques to enhance model performance without the need for extensive labeled data (Section 4.3). The EdgeOL optimization design is described in Algorithm 1 with terminology and abbreviations listed in Table 2.

4.1 Dynamic and Adaptive Fine-tuning Frequency (DAF)

4.1.1 Key Design Factors.

Cost-Effectiveness. As discussed in Section 3.1, each time launching a fine-tuning round will inevitably introduce extra time and energy overheads. Therefore, we must consider the cost-effectiveness. It indicates whether the potential model accuracy improvement of launching a fine-tuning round is worth the incurred overheads.

Inference Intensity. Inference intensity is also closely related to the performance of online learning in real-world applications. Since each incoming inference request is served using the model at that time with instantaneous model accuracy, it would be more desirable to keep the model up-to-date when the inference requests are frequent. Therefore, we take the “inference intensity” into account for adaptive

fine-tuning frequency adjustment, improving the practicality of our method.

Scenario Changes. The model may undergo multiple deployment scenario changes during online learning. It is crucial for the model to update quickly to adapt to these changes to deliver satisfactory results.

In general, the scenario changes can be identified by many different methods. For example, one can track the distribution difference of the data in streaming-in inference requests using methods such as Least-Squares Density Difference (LSDD) [23], Maximum Mean Discrepancy (MMD) [27], and many other out-of-distribution data detection approaches [13, 33, 35, 55, 89]. Or it can also be detected by a stand-alone sensor module in a comprehensive system (e.g., robotics system [51, 96]). EdgeOL is compatible with these detection methods, and it is not our focus in this work.

4.1.2 DAF Design Principle.

To take the above-mentioned design factors into account, the proposed DAF dynamically orchestrates the fine-tuning frequency based on training data availability, the trend of the model’s validation accuracy, the intensity of inference requests, and the changes in the model deployment scenario. It is important to emphasize that validation accuracy differs from inference accuracy of inference requests. Validation accuracy is obtained by evaluating the model on a validation dataset, which is formed by randomly separating a small portion (~5%) of the streaming-in training data while maintaining the same data distribution [72]. We cannot use inference accuracy because, in real-world applications, the inference requests will not have the corresponding ground truth labels; thus, we use validation accuracy to indicate model performance.

Specifically, DAF controls the fine-tuning frequency by using a tunable variable *batches_needed*. A fine-tuning round is triggered only if the available streaming-in training data reaches *batches_needed* (line 2 in Algorithm 1). A larger *batches_needed* indicates a lower fine-tuning frequency, where more fine-tuning rounds are delayed and merged. In our design, the initial value of *batches_needed* is the same as immediate online learning (i.e., 1 batch). And we use the following principles to adaptively tune up/down the *batches_needed* during online learning.

Tuning down the frequency considering cost-effectiveness. In general, within one scenario, as the model gradually converges through multiple fine-tuning rounds during online learning, the cost-effectiveness of the fine-tuning rounds decreases (see Section 3.1). Therefore, the fine-tuning frequency should be gradually tuned down to

remain cost-effective. Specifically, since launching each fine-tuning round incurs similar overhead, we consider maintaining cost-effectiveness as letting each round achieve comparable accuracy improvements. Accordingly, after a fine-tuning round, DAF estimates the amount of training data needed for the next round to achieve similar accuracy gains as the most recent round (lines 12 and 13 in Algorithm 1).

Inspired by prior works [9, 61, 70], this estimation is achieved by employing a logistic regression model [34], which extrapolate the accuracy improvement curve from data collected from prior fine-tuning rounds, as described by:

$$A(t) = \frac{L}{1 + e^{-k(t-t_0)}} \quad (1)$$

where $A(t)$ is the estimated accuracy at training iteration t , L represents the curve’s asymptote representing the maximum achievable accuracy, k is the average accuracy growth rate, t_0 is the inflection point where the accuracy improvement rate begins to decline, and e is the base of the natural logarithm. DAF employs the Non-Negative Least Squares (NNLS) solver [3] to fit this accuracy curve to the (training iteration, validation accuracy) data points collected from previous fine-tuning rounds. Each data point encapsulates the number of training iterations the model has experienced and the achieved validation accuracy at that iteration.

This model is then used to predict future accuracy improvements. This enables DAF to ensure sufficient accuracy gains in subsequent fine-tuning rounds, thereby maintaining cost-effectiveness. Typically, this is achieved by strategically increasing *batches_needed* (i.e., tuning down the fine-tuning frequency). Note that the accuracy might drop after a fine-tuning round due to the fluctuating nature of model training. In this case, DAF will use the accuracy gains in the previous round as the accuracy improvement target for the next round.

Tuning up the frequency considering inference intensity. To effectively improve inference accuracy under an intensive inference period, we tune up the fine-tuning frequency in DAF via a popular logarithmic-based function [62]. It is calculated as $d = d * (1 - 1/\log(d))$, where d represents the number of data batches needed to trigger a fine-tuning round. If inference requests are intensive, the *batches_needed* will be quickly decreased, thereby tuning up the fine-tuning frequency (lines 16 to 19 in Algorithm 1). We opt for a logarithmic-based function to decrease *batches_needed* because it provides a moderate adjustment compared to two other prevalent value-adjusting functions: exponential-based function [49] and additive-based function [19]. The logarithmic-based function is less aggressive than the exponential-based function, yet more aggressive than the additive-based function.

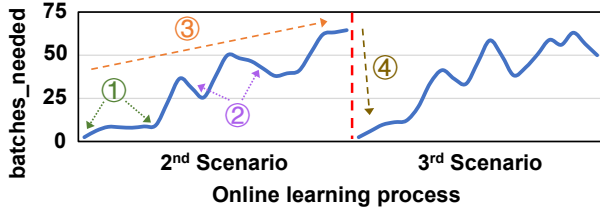


Figure 9: An example of adaptive adjustment using DAF. The result is obtained by fine-tuning ResNet50 on the NC benchmark of the CORE50 dataset. The model is well-trained on the first scenario and then experiences subsequent scenarios. Here we show the 2nd and 3rd scenarios as an example. The red dotted line indicates a scenario change.

Resetting the frequency upon a scenario change.

Once a scenario change is detected, to ensure a quick adaptation to the new scenario to deliver satisfactory results, we increase the model fine-tuning frequency by resetting the frequency to the initial value.

4.1.3 Case study.

Figure 9 shows a real example of how DAF adaptively adjusts the fine-tuning frequency in two consecutive scenarios. From the figure, we have the following observations: ① shows that *batches_needed* remains a small value for several fine-tuning rounds. This is because significant accuracy improvements are achieved at the beginning of the online learning process in each scenario, and our DAF intends to keep a high fine-tuning frequency. ② shows obvious decreases in *batches_needed* as the DAF responds to the intensive incoming inference requests at those moments. Moreover, DAF increases the fine-tuning frequency to keep the model up-to-date. ③ shows the overall increasing trend of *batches_needed* throughout the online learning process in each scenario since the model has generally converged, and DAF decreases the fine-tuning frequency (increases *batches_needed*) to facilitate higher cost-effectiveness and reduce energy consumption. ④ shows a significant decrease in *batches_needed* upon a scenario change, as DAF increases the fine-tuning frequency by setting it to the initial value. This ensures quick model adaption in the new scenario.

4.2 Similarity-Guided Freezing (SimFreeze)

We next design SimFreeze that adaptively freezes and unfreezes appropriate layers during online learning. In general, as the model gradually converges as training proceeds within one scenario, SimFreeze identifies and freezes those converged layers. Upon encountering a scenario change, SimFreeze selectively resumes training on previously frozen

Algorithm 1: EdgeOL

```

1 # Fine-tuning
2 if batches_ava ≥ batches_needed then
3   TRIGGER_FINE_TUNING();
4   # SimFreeze
5   for every freeze_interval training iterations do
6     for each active layer do
7       CKA_CALCULATION();
8       if CKA_variation ≤ CKA_TH then
9         FREEZE_LAYER();
10    freeze_interval ←
11      freeze_interval × (1 - 1/log(freeze_interval));
12  # Tuning down the fine-tuning frequency
13  if fine-tuning ends then
14    batch_needed ← BATCH_NEEDED_ESTIMATION();
15 # Inference
16 # Tuning up the fine-tuning frequency
17 if inference arrives then
18   DO_INFERENCE();
19   if inference ends then
20     batches_needed ←
21       batches_needed × (1 - 1/log(batches_needed));
22 # Handling scenario changes
23 if a scenario change is detected then
24   RESET_FINE_TUNING_FREQUENCY();
25   UPDATE_CKA_TEST_DATA();
26   for each frozen layer do
27     COMP_CKA_WITH_PREVIOUS & NEW_SCENARIO_DATA();
28     if CKA_variation ≥ CKA_TH then
29       UNFREEZE_LAYER();

```

layers that become unstable in the new scenario, facilitating a rapid and efficient adaptation to the changes.

4.2.1 Utilizing self-representational similarity to guide layer freezing.

SimFreeze uses a layer’s self-representational similarity to guide whether it can be frozen. We consider the initial model before fine-tuning as the reference model. We define the self-representational similarity of a layer as the degree of similarity between the output feature maps of a layer in the current model version and the output feature maps of that layer in the reference model. As fine-tuning proceeds, the layers of the model are updated over time, and their self-representational similarity is also recorded. When a layer’s self-representational similarity is stabilized, then we consider the layer to have converged and it can be frozen.

To measure the self-representational similarity of two layers from two models, we use a widely-used metric *Centered Kernel Alignment* (CKA) [46]. The CKA value is obtained by comparing the output feature maps of two layers using the

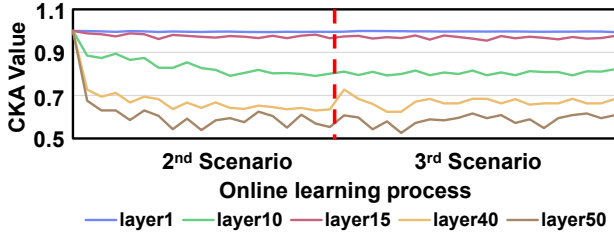


Figure 10: CKA variation curve as fine-tuning proceeds. The result is obtained by fine-tuning ResNet50 on the NC benchmark. The model is well-trained on the first scenario and then experiences subsequent scenarios. Here we show the CKA value in the 2nd and 3rd scenarios as an example.

same input image batch. It can be calculated as:

$$CKA(X, Y) = \frac{\|Y^T X\|_F^2}{(\|X^T X\|_F \|Y^T Y\|_F)} \quad (2)$$

where X and Y are the output feature maps from two layers, and $\|\cdot\|_F^2$ represents the square of the Frobenius norm. A higher CKA value represents that the two layers can generate more similar output feature maps using the same inputs. Moreover, if the CKA value of a layer stabilizes as fine-tuning proceeds, we consider this layer to have converged.

Instead of comparing to the initial model, an intuitive alternative is to use models from prior training iterations as reference models. In this case, we can compare the current model to the model in earlier training iterations to monitor the CKA variation trend. However, this requires regular updates of the reference model as fine-tuning proceeds, leading to an increase in memory writes and consequently higher energy consumption. As such, we would not adopt this method in our framework.

Within a scenario, we collect the first arrived training data batch as the CKA test data for that scenario. The CKA test data will be used as the input for the models to generate output feature maps of each layer. As shown in Algorithm 1 (lines 5 to 7), periodically (e.g., every 200 iterations), we calculate the CKA and check the self-representational similarity for each active (non-frozen) layer, which is the first step of the freezing process in Figure 8b. For each active layer, we compare the CKA value of the current model to the CKA value calculated last time. The layers whose CKA variations are below the threshold (e.g., 1%) are considered converged and will be frozen (lines 8 and 9 in Algorithm 1), as the second freezing step in Figure 8b.

Figure 10 shows an example of the trend of CKA values of layers 1, 10, 15, 40, and 50 as fine-tuning proceeds. From the figure, we have the following observations. First, different layers require a different number of training iterations to converge. For example, layer 1 converges at the very beginning, while layer 50 fluctuates all the time. Moreover, it is

interesting to observe that later layers can converge faster than earlier layers (e.g., layer 15 vs. layer 10). This is due to residual connections in the model network architecture, making some later layers behave like earlier layers [82]. These observations show the feasibility and necessity of freezing layers in an adaptive manner rather than sequentially from front to back. Besides, we can also observe that once a layer has converged, its CKA value will remain stable and will not fluctuate significantly again within the same scenario. Therefore, if a layer is frozen, then it would be good to keep it frozen for higher energy efficiency unless there are changes in the model deployment scenario.

4.2.2 Unfreezing layers upon scenario changes.

Once a scenario change is detected, we need to resume training on certain frozen layers to ensure a quick adaptation. However, it may not be necessary to unfreeze all the frozen layers since some front layers are task-agnostic (discussed in Section 3.2). To decide which layers to unfreeze, we first update the CKA test data with the new scenario data (line 23 in Algorithm 1). Then, for each frozen layer, we compute its CKA using both original and new scenario CKA test data (lines 24 to 25 in Algorithm 1), as the first step of the unfreezing process in Figure 8b. If the CKA variation of a layer exceeds the threshold after the scenario change, it indicates that the feature extraction ability of that layer for new scenario data and previous scenario data is significantly different. In this case, we unfreeze that unstable layer to allow it to adapt to the new scenario (lines 26 to 27 in Algorithm 1), as the second unfreezing step in Figure 8b.

In the example in Figure 10, layers 1, 10, 15, and 40 are stable and can be frozen before the scenario change. After the scenario change, layers 1, 10, and 15 remain stable, while layer 40 becomes unstable. Consequently, we should resume training on layer 40 to let it quickly adapt to the new scenario.

4.2.3 Dynamic interval to conduct freezing processes.

SimFreeze continuously conducts freezing processes (i.e., tracks the CKA variation and freezes the converged layers). However, conducting the freezing process too frequently (e.g., every training iteration) can lead to excessive overhead, as CKA calculation requires time and energy. Therefore, we opt for periodically tracking the CKA variation of active layers and freezing the converging ones. Further, we propose using a logarithmic-based function that progressively decreases the interval before subsequent freezing process after each freezing process (line 10 in Algorithm 1). This approach takes into consideration that more and more layers converge as fine-tuning proceeds. For example, layer 10 in Figure 10 has not converged at the early training stage but gradually converged. The log-based function is calculated as $n = n * (1 - 1/\log(n))$, where n represents the interval to conduct a freezing process.

4.3 Utilizing Unlabeled Data

It is possible that a portion of the streaming-in training data arrives without labels, posing a challenge for traditional supervised fine-tuning processes. To address this issue and fine-tune the model in this case, EdgeOL adopts a semi-supervised learning technique [11] to make use of both labeled and unlabeled data. In each fine-tuning round, EdgeOL first fine-tunes the model using unlabeled data via the self-supervised learning [14] to improve the feature extraction ability of the model. Then, EdgeOL fine-tunes the model by supervised learning using the labeled data to improve the model’s performance in the target task (e.g., image classification for a particular dataset). This approach ensures EdgeOL’s robust performance and adaptability.

5 EVALUATION

In this section, we evaluate the proposed EdgeOL framework using popular online learning workloads from both CV and NLP domains.

5.1 Experimental Setup

Platform: We use the NVIDIA Jetson Xavier NX as our platform and choose the *15W 6-Core* power mode with maximum GPU speed.

Model and dataset: In the CV domain, we employ two popular CNN models ResNet50 (Res50 for short) and MobileNetV2 (MBV2 for short), as well as a vision transformer model DeiT (tiny version) [81]. We employ three benchmarks NC, NICv2_79, and NICv2_391 [59] from the CORE50 dataset for evaluation, which contain 9, 79, and 391 scenarios, respectively. CORE50 is a popular dataset that is widely used in several prior continuous online learning works [26, 57, 63, 68]. In the NC benchmark, each scenario introduces new classes of data on top of existing classes. On the other hand, in NIC benchmarks, each scenario can introduce either i) new classes of data, ii) instances of existing classes but with new patterns (e.g., different environmental conditions such as changes in illumination and background), or iii) a combination of both. We also use another widely-used benchmark S-CIFAR-10 [10, 88] to evaluate EdgeOL, where the CIFAR-10 [47] dataset is split into 5 scenarios, each consisting of 2 distinct data classes. In the NLP domain, we employ the BERT-base model [42] and the 20News benchmark used in several prior works [40, 41, 45, 80], where the 20News dataset [50] is split into 10 scenarios, each containing 2 data classes.

Fine-tuning Setting: In our experiments, the model is originally well-trained in the first scenario. In the subsequent scenarios that appear sequentially, it will be online fine-tuned

with corresponding training data and meanwhile serve inference requests. The CopyWeights with Re-init (CWR) technique proposed by the CORE50 benchmark paper is by default applied in the experiments to mitigate the catastrophic forgetting problem [53, 93].

In each scenario during the entire online learning process, both the training data and inference requests arrive continuously over time. The arrival granularity of training data is 1 batch each time and the training batch size is fixed to 16 to avoid out-of-memory errors. We assume a total of 500 inference requests across all scenarios. The arrival rate for both the training data and inference requests follows a Poisson distribution to mimic real application scenarios [64]. We also provide a sensitivity study on different numbers of inference requests and different arrival distributions in Section 5.4. Each dataset contains training and testing sets, and a portion of training data (5%) is randomly separated to form a validation dataset as discussed in Section 4.1.2.

Baseline and SOTA Comparisons: We use immediate online learning as our baseline, where the models are fine-tuned once training data is available. It provides the highest accuracy over all the online learning strategies with fixed fine-tuning frequency (see Figure 4 for details). We also compare EdgeOL with state-of-the-art efficient training methods (Section 5.3), including layer freezing methods i) Egeria [86] and ii) SlimFit [7], iii) sparse training framework RigL [20], and iv) efficient online learning framework Ekya [9].

Metrics: We use three metrics for evaluation: overall fine-tuning execution time, overall energy consumption, and average inference accuracy. The overall fine-tuning execution time and energy consumption refer to the total time and energy costs of all scenarios during the entire online learning process. They sum up the fine-tuning execution time and energy consumption of all fine-tuning rounds. The average inference accuracy is the average of accuracies over all inference requests in all scenarios. All reported results are the average over 5 runs using different random seeds. Unless otherwise stated, the accuracy results refer to the average inference accuracy.

5.2 Main Results

5.2.1 CV Tasks.

Figures 11, 12, and Table 3 show the overall execution time, energy consumption, and average inference accuracy of the immediate online learning and our proposed frameworks in CV domain. The execution time and energy consumption are normalized to *Immed*.

DAF. As shown in Figures 11 and 12, DAF saves average 50%, peak 68% execution time, and average 31%, peak 62% energy compared to *Immed*. These savings come from merging

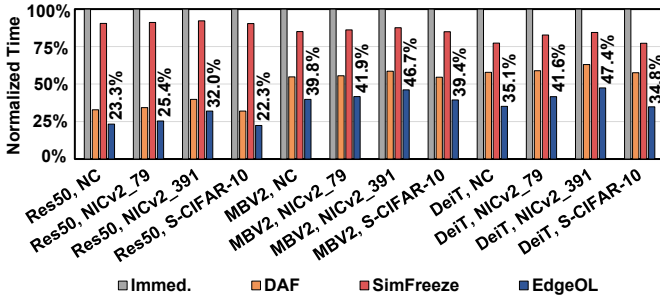


Figure 11: Overall fine-tuning execution time.

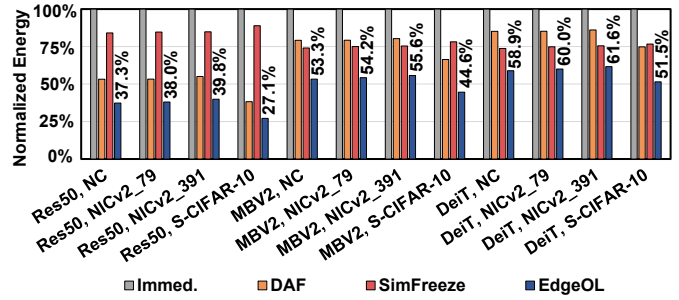


Figure 12: Overall fine-tuning energy consumption.

Table 4: Computation cost of entire online learning process of the NC benchmark.

Method	Computation (TFLOPs)	
	Res50	MBV2
Immed.	4,746	367
EdgeOL	3,037	124

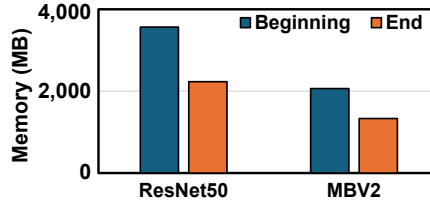


Figure 13: Memory usage at the beginning and the end of online learning.

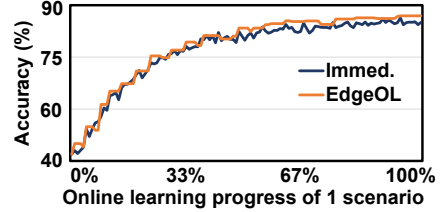


Figure 14: Convergence of ResNet50 in one of the scenarios in NC benchmark.

Table 3: Average inference accuracy of all methods.

Model	Method	Benchmark			
		NC	NICv2_79	NICv2_391	S-CIFAR-10
Res50	Immed.	71.34	66.85	58.76	86.41
	DAF	71.17	66.59	58.47	86.30
	SimFreeze	73.91	69.23	60.59	88.24
	EdgeOL	73.73	69.04	60.43	88.12
MBV2	Immed.	68.46	62.89	50.65	83.56
	DAF	68.11	62.54	50.49	83.04
	SimFreeze	70.72	65.15	52.62	85.34
	EdgeOL	70.31	64.96	52.41	85.09
DeiT	Immed.	69.12	61.22	51.62	84.43
	DAF	68.95	61.12	51.44	84.38
	SimFreeze	70.99	63.11	53.02	85.91
	EdgeOL	70.69	62.95	52.77	85.80

and delaying certain fine-tuning rounds, which can effectively reduce the execution overheads (by 92% on average), including model loading, saving, and system initialization (e.g., model compilation). As shown in Table 3, despite the impressive gains in time and energy efficiency, DAF only incurs a minor 0.22% accuracy drop compared to *Immed.* This is because it adaptively determines the fine-tuning frequency that fits the current situation.

SimFreeze. SimFreeze reduces average 15%, peak 23% execution time and saves average 22%, peak 26% energy compared to *Immed.*, as shown in Figures 11 and 12. These gains stem from the 35% average savings in model computation

(i.e., forward and backward propagation) through layer freezing. Notably, SimFreeze also delivers significantly higher accuracy, a 1.96% average increase over *Immed.*, as shown in Table 3. The reasons are two-fold: First, SimFreeze accelerates model convergence (shown in Figure 14) as freezing layers reduce the number of model weights being trained. Second, SimFreeze avoids excessive adaptation to training data by freezing well-trained layers.

EdgeOL. EdgeOL combines DAF and SimFreeze. From Figures 11, 12, and Table 3, compared to *Immed.*, EdgeOL saves average 64%, peak 78% execution time and average 52%, peak 73% energy, and improves accuracy by an average of 1.75%. Note that EdgeOL shows more time and energy savings in NC and S-CIFAR-10 benchmarks, as their scenario changes are less frequent (8 and 4 vs. 78 and 390), allowing greater optimization potential in both inter- and intra-tuning.

Computation Cost and Memory Usage. Table 4 shows the computation cost reduction. Note that computation cost reduction comes from SimFreeze, as DAF only delays and merges fine-tuning rounds. EdgeOL also saves memory since freezing layers can reduce the intermediate data generated during the computation. As shown in Figure 13, EdgeOL can reduce the memory usage by 40% for ResNet50 and MobileNetV2.

Model Convergence Speed. Figure 14 plots the model convergence during online learning in one of the scenarios. We observe that our EdgeOL helps the model converge faster as layer freezing effectively reduce the number of model

weights being trained, leading to a higher accuracy compared to immediate online learning.

Overheads. The major overhead of EdgeOL is the CKA calculation in SimFreeze. This overhead is introduced by i) a forward propagation using a batch of data to get the output feature maps, ii) CKA calculation for active layers using the obtained output feature maps. Fortunately, many layers will be frozen as training proceeds, so the computation of CKA decreases over time. Specifically, in our evaluation, SimFreeze incurs <2% additional energy for CKA computation, a minor amount when compared to 52% energy benefit from EdgeOL. All the reported results have included all the overhead.

Table 5: Experimental results in NLP workloads.

Method	Accuracy (%)	Time (minute)	Energy (Wh)
Immed.	65.43	329	64.58
DAF	65.11	193	50.97
SimFreeze	67.27	248	43.70
EdgeOL	66.95	110	30.02

5.2.2 NLP Tasks.

We further evaluate the EdgeOL framework on NLP tasks to showcase its generalizability. As shown in Table 5, when compared to the immediate online learning approach, EdgeOL offers a reduction of 67% in execution time and 54% in energy consumption, while increasing the accuracy by 1.52%. These results demonstrate the generalizability and superiority of EdgeOL.

Table 6: Comparison with SOTA efficient learning methods.

Model	Method	NC		NICv2_391	
		Acc. (%)	Energy (Wh)	Acc. (%)	Energy (Wh)
Res50	DAF (base)	71.17	61.54	58.47	78.36
	Egeria [86]	71.41	52.05	57.18	68.61
	SlimFit [7]	72.26	53.46	58.41	69.32
	RigL [20]	70.97	51.76	57.93	70.16
	Ekya [9]	73.57	55.45	57.58	68.02
	EdgeOL	73.73	43.15	60.43	56.79
MBV2	DAF (base)	68.46	19.18	50.49	24.37
	Egeria [86]	69.49	15.91	50.63	20.69
	SlimFit [7]	67.88	15.85	49.69	21.35
	RigL [20]	68.45	17.57	50.12	21.49
	Ekya [9]	68.34	14.80	52.54	19.33
	EdgeOL	70.31	12.90	52.41	16.91
DeiT	DAF (base)	68.95	71.86	51.44	91.89
	Egeria [86]	69.41	63.02	51.56	78.26
	SlimFit [7]	68.79	61.01	50.93	77.80
	RigL [20]	68.48	65.25	51.08	81.80
	Ekya [9]	68.96	61.04	51.06	75.51
	EdgeOL	70.69	49.66	52.77	65.74

5.3 Comparison with State-of-the-art Efficient Learning Methods

We compare EdgeOL with state-of-the-art efficient training methods, including layer freezing methods i) Egeria [86] and ii) SlimFit [56], iii) sparse training framework RigL [20], and iv) efficient online learning framework Ekya [9]. Results are presented in Table 6. Since all these methods do not consider optimizations of inter-tuning, which significantly limits their benefits in efficiency and accuracy. For a thorough comparison, we integrate our inter-tuning optimization, DAF, into all methods with identical configurations. Table 6 shows that even with DAF integration, EdgeOL still consistently outperforms all these methods, providing 2.1×, 2.2×, 2.8×, and 2.0× energy savings, respectively, while delivering 1.78%, 2.18%, 2.33%, and 1.50% higher accuracy.

EdgeOL outperforms Egeria due to its more flexible and finer-grained layer-freezing approach. Specifically, EdgeOL assesses layers individually rather than in modules (i.e., layer blocks), and it freezes all identified converged layers without forcing layers to be frozen sequentially from front to back. Hence, it avoids overtraining already converged layers in the middle of a non-converged module or after a non-converged layer. Against SlimFit, EdgeOL’s advantage lies in the use of a more reliable metric: layer representational similarity. This directly analyzes layer outputs, offering a more accurate assessment than indirect methods like monitoring weight update magnitudes, which SlimFit employs. In contrast to RigL, EdgeOL effectively addresses sparse training challenges, such as GPU underutilization and workload imbalance. Compared to Ekya, EdgeOL eliminates the inefficiency of Ekya’s trial-and-error method in training configuration (e.g., which layers to freeze), ensuring more effective and efficient performance improvements.

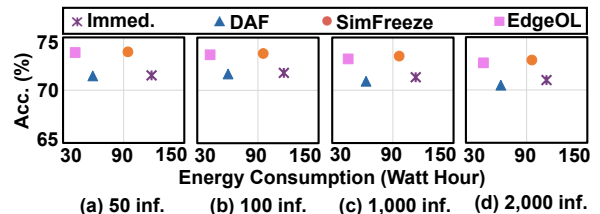


Figure 15: Results under different number of inference requests.

5.4 Sensitivity Analysis

Number of inference requests. Figure 15 shows the average inference accuracy and energy consumption under different numbers of inference requests. Note that, all the inference requests are arriving following a Poisson distribution [64]. All results in this section are obtained on ResNet50 and NC benchmark. EdgeOL consistently achieves higher

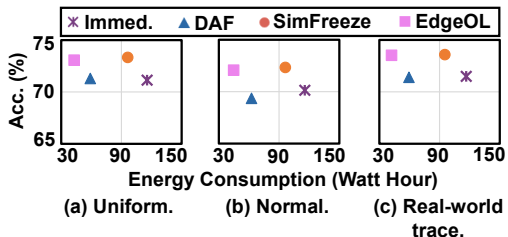


Figure 16: Results under different arrival distributions.

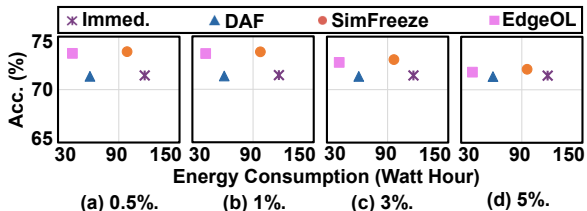


Figure 17: Results under different CKA variation threshold.

accuracy than *Immed.*, while consuming significantly less energy. The figure also reveals that the energy saving offered by EdgeOL increases as the total number of inference requests decreases. This occurs because when the number of inference requests decreases, EdgeOL (achieved by DAF) will decrease the fine-tuning frequency, thereby reducing the energy from execution overheads such as system initialization, as explained in Section 3.1.

Data Arrival distribution. In addition to the Poisson distribution, we also evaluate EdgeOL under different arrival distributions for both training data and inference requests, including the uniform distribution [48], normal distribution [6], and a real-world trace from Video Timeline Tags dataset [37]. As depicted in Figure 16, EdgeOL consistently excels in both accuracy and energy consumption compared to *Immed.*, showing that EdgeOL is adept at handling a variety of situations with different data arrival distributions.

CKA variation threshold. In our experiments, a layer whose CKA variation is less than 1% is considered converged (as mentioned in Section 4.2). Additionally, we further evaluate the performance of EdgeOL under various CKA variation thresholds. Figure 17 shows that decreasing the threshold will lead to higher energy consumption and also higher accuracy. However, the accuracy saturates when the threshold is low enough (e.g., 1%).

5.5 Semi-supervised Learning

Next, we evaluate the ability of our EdgeOL to utilize unlabeled data by applying semi-supervised learning. We choose the common configuration that only 10% of the training data is labeled [84, 94]. As shown in Table 7, compared to *Immed.*, EdgeOL delivers 1.36% higher accuracy and saves 43% energy on average. These results demonstrate that EdgeOL works

Table 7: Experimental results (NC benchmark) in semi-supervised learning.

Model	Method	Accuracy (%)	Energy (Wh)
ResNet50	Immed.	60.28	157.74
	EdgeOL	61.64	74.52
MobileNetV2	Immed.	55.33	37.95
	EdgeOL	56.87	22.83
DeiT	Immed.	58.41	138.05
	EdgeOL	59.79	87.79

well in semi-supervised learning cases. This is because both DAF and SimFreeze are robust to the insufficient labeled data as i) DAF only needs a very small amount of labeled validation data to get the validation accuracy to adjust the fine-tuning frequency and ii) SimFreeze freezes layers by self-representational similarity, which can be acquired without data labels.

Table 8: Average inference accuracy when quantization is applied. The results are obtained on ResNet50.

Method	NC		NICv2_79	
	8-bit	32-bit	8-bit	32-bit
Immed.	70.72	71.34	58.28	58.76
EdgeOL	73.01	73.73	60.20	60.43

5.6 Compatibility with Quantization

We also evaluate the compatibility of our EdgeOL with quantization technique [28, 79]. We apply 8-bit fixed-point quantization to weights, activations, the gradient of weights, and the gradient of activations. Following the prior works, we compare the accuracy results since the simulated quantization-aware training is used [85, 95, 97, 98]. Table 8 shows that EdgeOL outperforms immediate online learning in 32-bit floating-point baselines with an accuracy improvement of 2.03%. On the other hand, when employing 8-bit quantization, EdgeOL achieves a 2.11% higher accuracy. These results suggest that EdgeOL’s advantages are maintained when quantization techniques are used, demonstrating compatibility and robustness.

6 RELATED WORKS AND DISCUSSION

A number of approaches have been proposed to reduce the computation costs of DNN models, thereby reducing energy and execution time. E2Train [87] proposes to drop mini-batches randomly, skip layers selectively, and use low-precision back-propagation during training to reduce the computation costs. [92] designs a low-cost method to train the small but critical subnetworks to achieve the same accuracy as the original neural networks. [36] proposes to use

lightweight low-rank matrices to adapt the weights of original models, slightly sacrificing model representational power to reduce the training costs. However, these and most other prior works focus on offline learning.

For online learning, there are some works proposed to optimize particularly for online video analytics applications [9, 43]. Specifically, RECL [43] maintains a model zoo and uses the streaming-in training data to fine-tune these models, where the most appropriate model will be selected for inference in different scenarios. Ekya [9] strategically schedules the resources among the training and inference workloads of co-running applications to achieve higher inference accuracy. Due to the continuous and regular nature of video streaming in those applications, these works typically divide the online learning process into multiple short windows (e.g., 200 seconds) and conduct online fine-tuning in each window in a fixed-frequency manner. Some other methods are proposed to filter important data for training to minimize the cost [67, 90], which can effectively reduce training costs. Moreover, [60] presents a system runtime designed to dynamically configure the episodic memory hierarchy (HEM), where HEM is critical for improving the model performance during online learning. This runtime effectively optimizes both accuracy and energy efficiency. Nonetheless, it is important to emphasize that our approach is complementary to these approaches since we focus on determining the moment to trigger fine-tuning adaptively and freezing layers selectively. We will investigate the incorporation of the above methods in our future works.

7 CONCLUSION

In this paper, we design an efficient and accurate online framework for edge devices, namely EdgeOL. It addresses requirements for both *adaptiveness* and *energy efficiency* for efficient online learning from both inter- and intra-tuning levels. Our experiments show that EdgeOL significantly reduces training time and energy consumption while simultaneously improving inference accuracy.

REFERENCES

- [1] Data labeling platform for machine learning: Humansignal. <https://humansignal.com/>.
- [2] imerit: Data annotation tools & services for enterprise ai. <https://imerit.net/>.
- [3] scipy.optimize.nnls - scipy v1.12.0 manual. <https://docs.scipy.org/doc/scipy/reference/generated/scipy.optimize.nnls.html>.
- [4] Telus international ai data solutions. <https://www.telusinternational.com/solutions/ai-data-solutions/data-annotation>.
- [5] Younes Akbari, Noor Almaadeed, Somaya Al-Maadeed, and Omar Elharrouss. Applications, databases and open computer vision research from drone videos and images: a survey. *Artificial Intelligence Review*, 54(5):3887–3938, 2021.
- [6] Douglas G Altman and J Martin Bland. Statistics notes: the normal distribution. *Bmj*, 310(6975):298, 1995.
- [7] Arash Ardakani, Altan Haan, Shangyin Tan, Doru Thom Popovici, Alvin Cheung, Costin Iancu, and Koushik Sen. Slimfit: Memory-efficient fine-tuning of transformer-based models using training dynamics. *arXiv preprint arXiv:2305.18513*, 2023.
- [8] Roger Bemelmans, Gert Jan Gelderblom, Pieter Jonker, and Luc De Witte. Socially assistive robots in elderly care: a systematic review into effects and effectiveness. *Journal of the American Medical Directors Association*, 13(2):114–120, 2012.
- [9] Romil Bhardwaj, Zhengxu Xia, Ganesh Ananthanarayanan, Junchen Jiang, Yuanchao Shu, Nikolaos Karianakis, Kevin Hsieh, Paramvir Bahl, and Ion Stoica. Ekya: Continuous learning of video analytics models on edge compute servers. In *19th USENIX Symposium on Networked Systems Design and Implementation (NSDI 22)*, pages 119–135, 2022.
- [10] Pietro Buzzega, Matteo Boschini, Angelo Porrello, Davide Abati, and Simone Calderara. Dark experience for general continual learning: a strong, simple baseline. *Advances in neural information processing systems*, 33:15920–15930, 2020.
- [11] Olivier Chapelle, Bernhard Scholkopf, and Alexander Zien. Semi-supervised learning (chapelle, o. et al., eds.; 2006)[book reviews]. *IEEE Transactions on Neural Networks*, 20(3):542–542, 2009.
- [12] Jiashi Chen and Xukan Ran. Deep learning with edge computing: A review. *Proceedings of the IEEE*, 107(8):1655–1674, 2019.
- [13] Jiefeng Chen, Yixuan Li, Xi Wu, Yingyu Liang, and Somesh Jha. Atom: Robustifying out-of-distribution detection using outlier mining. In *Machine Learning and Knowledge Discovery in Databases. Research Track: European Conference, ECML PKDD 2021, Bilbao, Spain, September 13–17, 2021, Proceedings, Part III 21*, pages 430–445. Springer, 2021.
- [14] Ting Chen, Simon Kornblith, Mohammad Norouzi, and Geoffrey Hinton. A simple framework for contrastive learning of visual representations. In *International conference on machine learning*, pages 1597–1607. PMLR, 2020.
- [15] Rob Chew, Michael Wenger, Caroline Kery, Jason Nance, Keith Richards, Emily Hadley, and Peter Baumgartner. Smart: an open source data labeling platform for supervised learning. *The Journal of Machine Learning Research*, 20(1):2999–3003, 2019.
- [16] Jang Hyun Cho and Bharath Hariharan. On the efficacy of knowledge distillation. In *Proceedings of the IEEE/CVF international conference on computer vision*, pages 4794–4802, 2019.
- [17] Ha Manh Do, Minh Pham, Weihua Sheng, Dan Yang, and Meiqin Liu. Rish: A robot-integrated smart home for elderly care. *Robotics and Autonomous Systems*, 101:74–92, 2018.
- [18] Keval Doshi and Yasin Yilmaz. Continual learning for anomaly detection in surveillance videos. In *Proceedings of the IEEE/CVF conference on computer vision and pattern recognition workshops*, pages 254–255, 2020.
- [19] Vincent Dumas, Fabrice Guillemin, and Philippe Robert. A markovian analysis of additive-increase multiplicative-decrease algorithms. *Advances in Applied Probability*, 34(1):85–111, 2002.
- [20] Utku Evcı, Trevor Gale, Jacob Menick, Pablo Samuel Castro, and Erich Elsen. Rigging the lottery: Making all tickets winners. In *International Conference on Machine Learning*, pages 2943–2952. PMLR, 2020.
- [21] Niklas Fiedler, Marc Bestmann, and Norman Hendrich. Imagetagger: An open source online platform for collaborative image labeling. In *RoboCup 2018: Robot World Cup XXII 22*, pages 162–169. Springer, 2019.
- [22] Óscar Fontenla-Romero, Bertha Guijarro-Berdiñas, David Martínez-Rego, Beatriz Pérez-Sánchez, and Diego Peteiro-Barral. Online machine learning. In *Efficiency and Scalability Methods for Computational Intellect*, pages 27–54. IGI Global, 2013.
- [23] João Gama, Indrė Žliobaitė, Albert Bifet, Mykola Pechenizkiy, and Abdelhamid Bouchachia. A survey on concept drift adaptation. *ACM computing surveys (CSUR)*, 46(4):1–37, 2014.

- [24] Heitor Murilo Gomes, Jesse Read, Albert Bifet, Jean Paul Barddal, and João Gama. Machine learning for streaming data: state of the art, challenges, and opportunities. *ACM SIGKDD Explorations Newsletter*, 21(2):6–22, 2019.
- [25] Jianping Gou, Baosheng Yu, Stephen J Maybank, and Dacheng Tao. Knowledge distillation: A survey. *International Journal of Computer Vision*, 129:1789–1819, 2021.
- [26] Gabriele Graffieti, Guido Borghi, and Davide Maltoni. Continual learning in real-life applications. *IEEE Robotics and Automation Letters*, 7(3):6195–6202, 2022.
- [27] Arthur Gretton, Karsten M Borgwardt, Malte J Rasch, Bernhard Schölkopf, and Alexander Smola. A kernel two-sample test. *The Journal of Machine Learning Research*, 13(1):723–773, 2012.
- [28] Suyog Gupta, Ankur Agrawal, Kailash Gopalakrishnan, and Pritish Narayanan. Deep learning with limited numerical precision. In *International Conference on Machine Learning*, 2015.
- [29] Jiafu Hao, Son Lam Phung, Yang Di, Hoang Thanh Le, and Abdesselem Bouzerdoum. Enhanced experience replay for class incremental continual learning. In *2023 International Conference on Digital Image Computing: Techniques and Applications (DICTA)*, pages 258–264. IEEE, 2023.
- [30] Tyler L Hayes and Christopher Kanan. Lifelong machine learning with deep streaming linear discriminant analysis. In *Proceedings of the IEEE/CVF conference on computer vision and pattern recognition workshops*, pages 220–221, 2020.
- [31] Kaiming He, Xiangyu Zhang, Shaoqing Ren, and Jian Sun. Deep residual learning for image recognition. In *Proceedings of the IEEE conference on computer vision and pattern recognition*, pages 770–778, 2016.
- [32] Dan Hendrycks and Thomas Dietterich. Benchmarking neural network robustness to common corruptions and perturbations. *arXiv preprint arXiv:1903.12261*, 2019.
- [33] Dan Hendrycks, Mantas Mazeika, and Thomas Dietterich. Deep anomaly detection with outlier exposure. In *International Conference on Learning Representations*, 2019.
- [34] David W Hosmer Jr, Stanley Lemeshow, and Rodney X Sturdivant. *Applied logistic regression*, volume 398. John Wiley & Sons, 2013.
- [35] Yen-Chang Hsu, Yilin Shen, Hongxia Jin, and Zsolt Kira. Generalized odin: Detecting out-of-distribution image without learning from out-of-distribution data. In *Proceedings of the IEEE/CVF conference on computer vision and pattern recognition*, pages 10951–10960, 2020.
- [36] Edward J Hu, yelong shen, Phillip Wallis, Zeyuan Allen-Zhu, Yuanzhi Li, Shean Wang, Lu Wang, and Weizhu Chen. LoRA: Low-rank adaptation of large language models. In *International Conference on Learning Representations*, 2022.
- [37] Gabriel Huang, Bo Pang, Zhenhai Zhu, Clara Rivera, and Radu Soricut. Multimodal pretraining for dense video captioning. In *AAACL-IJCNLP 2020*, 2020.
- [38] Bahar Irfan, Aditi Ramachandran, Samuel Spaulding, Sinan Kalkan, German I Parisi, and Hatice Gunes. Lifelong learning and personalization in long-term human-robot interaction (leap-hri). In *Companion of the 2021 ACM/IEEE international conference on human-robot interaction*, pages 724–727, 2021.
- [39] Ruimin Ke, Yifan Zhuang, Ziyuan Pu, and Yinhai Wang. A smart, efficient, and reliable parking surveillance system with edge artificial intelligence on iot devices. *IEEE Transactions on Intelligent Transportation Systems*, 22(8):4962–4974, 2020.
- [40] Zixuan Ke, Bing Liu, Nianzu Ma, Hu Xu, and Lei Shu. Achieving forgetting prevention and knowledge transfer in continual learning. *Advances in Neural Information Processing Systems*, 34:22443–22456, 2021.
- [41] Zixuan Ke, Hu Xu, and Bing Liu. Adapting bert for continual learning of a sequence of aspect sentiment classification tasks. In *Proceedings of the 2021 Conference of the North American Chapter of the Association for Computational Linguistics: Human Language Technologies*, pages 4746–4755, 2021.
- [42] Jacob Devlin Ming-Wei Chang Kenton and Lee Kristina Toutanova. Bert: Pre-training of deep bidirectional transformers for language understanding. In *Proceedings of NAACL-HLT*, pages 4171–4186, 2019.
- [43] Mehrdad Khani, Ganesh Ananthanarayanan, Kevin Hsieh, Junchen Jiang, Ravi Netravali, Yuanchao Shu, Mohammad Alizadeh, and Victor Bahl. {RECL}: Responsive {Resource-Efficient} continuous learning for video analytics. In *20th USENIX Symposium on Networked Systems Design and Implementation (NSDI 23)*, pages 917–932, 2023.
- [44] Mehrdad Khani, Pouya Hamadani, Arash Nasr-Esfahany, and Mohammad Alizadeh. Real-time video inference on edge devices via adaptive model streaming. In *Proceedings of the IEEE/CVF International Conference on Computer Vision*, pages 4572–4582, 2021.
- [45] James Kirkpatrick, Razvan Pascanu, Neil Rabinowitz, Joel Veness, Guillaume Desjardins, Andrei A Rusu, Kieran Milan, John Quan, Tiago Ramalho, Agnieszka Grabska-Barwinska, et al. Overcoming catastrophic forgetting in neural networks. *Proceedings of the national academy of sciences*, 114(13):3521–3526, 2017.
- [46] Simon Kornblith, Mohammad Norouzi, Honglak Lee, and Geoffrey Hinton. Similarity of neural network representations revisited. In *International Conference on Machine Learning*, pages 3519–3529. PMLR, 2019.
- [47] Alex Krizhevsky and Geoffrey Hinton. Learning multiple layers of features from tiny images. 2009.
- [48] Lauwerens Kuipers and Harald Niederreiter. *Uniform distribution of sequences*. Courier Corporation, 2012.
- [49] Byung-Jae Kwak, Nah-Oak Song, and Leonard E Miller. Performance analysis of exponential backoff. *IEEE/ACM transactions on networking*, 13(2):343–355, 2005.
- [50] Ken Lang. Newsweeder: Learning to filter netnews. In *Machine learning proceedings 1995*, pages 331–339. Elsevier, 1995.
- [51] Timothée Lesort, Vincenzo Lomonaco, Andrei Stoian, Davide Maltoni, David Filliat, and Natalia Diaz-Rodríguez. Continual learning for robotics: Definition, framework, learning strategies, opportunities and challenges. *Information fusion*, 58:52–68, 2020.
- [52] He Li, Kaoru Ota, and Mianxiang Dong. Learning iot in edge: Deep learning for the internet of things with edge computing. *IEEE network*, 32(1):96–101, 2018.
- [53] Xilai Li, Yingbo Zhou, Tianfu Wu, Richard Socher, and Caiming Xiong. Learn to grow: A continual structure learning framework for overcoming catastrophic forgetting. In *International Conference on Machine Learning*, pages 3925–3934. PMLR, 2019.
- [54] Bo Liu, Xuesu Xiao, and Peter Stone. A lifelong learning approach to mobile robot navigation. *IEEE Robotics and Automation Letters*, 6(2):1090–1096, 2021.
- [55] Weitang Liu, Xiaoyun Wang, John Owens, and Yixuan Li. Energy-based out-of-distribution detection. *Advances in neural information processing systems*, 33:21464–21475, 2020.
- [56] Yuhan Liu, Saurabh Agarwal, and Shivaram Venkataraman. Autofreeze: Automatically freezing model blocks to accelerate fine-tuning. *arXiv preprint arXiv:2102.01386*, 2021.
- [57] Aleksej Logacjov, Matthias Kerzel, and Stefan Wermter. Learning then, learning now, and every second in between: lifelong learning with a simulated humanoid robot. *Frontiers in Neurobotics*, 15:669534, 2021.
- [58] Vincenzo Lomonaco and Davide Maltoni. Core50: a new dataset and benchmark for continuous object recognition. In *Conference on robot learning*, pages 17–26. PMLR, 2017.

- [59] Vincenzo Lomonaco, Davide Maltoni, Lorenzo Pellegrini, et al. Rehearsal-free continual learning over small non-iid batches. In *CVPR Workshops*, volume 1, page 3, 2020.
- [60] Xinyue Ma, Suyeon Jeong, Minjia Zhang, Di Wang, Jonghyun Choi, and Myeongjae Jeon. Cost-effective on-device continual learning over memory hierarchy with miro. In *Proceedings of the 29th Annual International Conference on Mobile Computing and Networking*, pages 1–15, 2023.
- [61] Kshiteej Mahajan, Arjun Balasubramanian, Arjun Singhvi, Shivaram Venkataraman, Aditya Akella, Amar Phanishayee, and Shuchi Chawla. Themis: Fair and efficient {GPU} cluster scheduling. In *17th USENIX Symposium on Networked Systems Design and Implementation (NSDI 20)*, pages 289–304, 2020.
- [62] Saher S Manaseer, Mohamed Ould-Khaoua, and Lewis M Mackenzie. On the logarithmic backoff algorithm for mac protocol in manets. In *Integrated Approaches in Information Technology and Web Engineering: Advancing Organizational Knowledge Sharing*, pages 174–184. IGI Global, 2009.
- [63] Jaya Krishna Mandivarapu, Blake Camp, and Rolando Estrada. Self-net: Lifelong learning via continual self-modeling. *Frontiers in artificial intelligence*, 3:19, 2020.
- [64] Peter Mattson, Vijay Janapa Reddi, Christine Cheng, Cody Coleman, Greg Diamos, David Kanter, Paulius Micikevicius, David Patterson, Guenther Schmuelling, Hanlin Tang, Gu-Yeon Wei, and Carole-Jean Wu. Mlperf: An industry standard benchmark suite for machine learning performance. *IEEE Micro*, 40(02):8–16, 2020.
- [65] Ravi Teja Mullapudi, Steven Chen, Keyi Zhang, Deva Ramanan, and Kayvon Fatahalian. Online model distillation for efficient video inference. In *Proceedings of the IEEE/CVF International Conference on Computer Vision (ICCV)*, October 2019.
- [66] Dinithi Nallaperuma, Rashmika Nawaratne, Tharindu Bandaragoda, Achini Adikari, Su Nguyen, Thimal Kempitiya, Daswin De Silva, Daminda Alahakoon, and Dakshan Pothuhera. Online incremental machine learning platform for big data-driven smart traffic management. *IEEE Transactions on Intelligent Transportation Systems*, 20(12):4679–4690, 2019.
- [67] Priyadarshini Panda, Abhronil Sengupta, and Kaushik Roy. Conditional deep learning for energy-efficient and enhanced pattern recognition. In *Design, Automation & Test in Europe Conference & Exhibition*, pages 475–480. IEEE, 2016.
- [68] L Pellegrini, V Lomonaco, G Graffieti, D Maltoni, et al. Continual learning at the edge: Real-time training on smartphone devices. In *ESANN 2021 Proceedings*. 2021.
- [69] Lorenzo Pellegrini, Gabriele Graffieti, Vincenzo Lomonaco, and Davide Maltoni. Latent replay for real-time continual learning. In *2020 IEEE/RSJ International Conference on Intelligent Robots and Systems (IROS)*, pages 10203–10209. IEEE, 2020.
- [70] Yanghua Peng, Yixin Bao, Yangrui Chen, Chuan Wu, and Chuanxiang Guo. Optimus: an efficient dynamic resource scheduler for deep learning clusters. In *Proceedings of the Thirteenth EuroSys Conference*, pages 1–14, 2018.
- [71] Llerrel Pinto, Dhiraj Gandhi, Yuanfeng Han, Yong-Lae Park, and Abhinav Gupta. The curious robot: Learning visual representations via physical interactions. In *Computer Vision—ECCV 2016: 14th European Conference, Amsterdam, The Netherlands, October 11–14, 2016, Proceedings, Part II 14*, pages 3–18. Springer, 2016.
- [72] Jean Ponce, Tamara L Berg, Mark Everingham, David A Forsyth, Martial Hebert, Svetlana Lazebnik, Marcin Marszalek, Cordelia Schmid, Bryan C Russell, Antonio Torralba, et al. Dataset issues in object recognition. *Toward category-level object recognition*, pages 29–48, 2006.
- [73] Sylvestre-Alvise Rebuffi, Alexander Kolesnikov, Georg Sperl, and Christoph H Lampert. icarl: Incremental classifier and representation learning. In *Proceedings of the IEEE conference on Computer Vision and Pattern Recognition*, pages 2001–2010, 2017.
- [74] Kaushik Roy, Christian Simon, Peyman Moghadam, and Mehrtash Harandi. Cl3: Generalization of contrastive loss for lifelong learning. *Journal of Imaging*, 9(12):259, 2023.
- [75] Mark Sandler, Andrew Howard, Menglong Zhu, Andrey Zhmoginov, and Liang-Chieh Chen. Mobilenetv2: Inverted residuals and linear bottlenecks. In *Proceedings of the IEEE conference on computer vision and pattern recognition*, pages 4510–4520, 2018.
- [76] Qi She, Fan Feng, Xinyue Hao, Qihan Yang, Chuanlin Lan, Vincenzo Lomonaco, Xuesong Shi, Zhengwei Wang, Yao Guo, Yimin Zhang, et al. Openloris-object: A robotic vision dataset and benchmark for lifelong deep learning. In *2020 IEEE international conference on robotics and automation (ICRA)*, pages 4767–4773. IEEE, 2020.
- [77] Konstantin Shmelkov, Cordelia Schmid, and Karteek Alahari. Incremental learning of object detectors without catastrophic forgetting. In *Proceedings of the IEEE international conference on computer vision*, pages 3400–3409, 2017.
- [78] Gurgun Soghoyan, Alexander Ledovsky, Maxim Nekrashevich, Olga Martynova, Irina Polikanova, Galina Portnova, Anna Rebreikina, Olga Sysoeva, and Maxim Sharaev. A toolbox and crowdsourcing platform for automatic labeling of independent components in electroencephalography. *Frontiers in Neuroinformatics*, 15:720229, 2021.
- [79] Pierre Stock, Angela Fan, Benjamin Graham, Edouard Grave, Rémi Gribonval, Herve Jegou, and Armand Joulin. Training with quantization noise for extreme model compression. In *International Conference on Learning Representations*, 2020.
- [80] Fan-Keng Sun, Cheng-Hao Ho, and Hung-Yi Lee. Lamol: Language modeling for lifelong language learning. In *International Conference on Learning Representations*, 2019.
- [81] Hugo Touvron, Matthieu Cord, Matthijs Douze, Francisco Massa, Alexandre Sablayrolles, and Herve Jegou. Training data-efficient image transformers & distillation through attention. In *International Conference on Machine Learning*, volume 139, pages 10347–10357, July 2021.
- [82] Andreas Veit, Michael J Wilber, and Serge Belongie. Residual networks behave like ensembles of relatively shallow networks. *Advances in neural information processing systems*, 29, 2016.
- [83] Ji Wang, Bokai Cao, Philip Yu, Lichao Sun, Weidong Bao, and Xiaomin Zhu. Deep learning towards mobile applications. In *2018 IEEE 38th International Conference on Distributed Computing Systems (ICDCS)*, pages 1385–1393. IEEE, 2018.
- [84] Jianfeng Wang, Thomas Lukasiewicz, Daniela Massiceti, Xiaolin Hu, Vladimir Pavlovic, and Alexandros Neophytou. Np-match: When neural processes meet semi-supervised learning. In *International Conference on Machine Learning*, pages 22919–22934. PMLR, 2022.
- [85] Naigang Wang, Jungwook Choi, Daniel Brand, Chia-Yu Chen, and Kailash Gopalakrishnan. Training deep neural networks with 8-bit floating point numbers. *Advances in neural information processing systems*, 31, 2018.
- [86] Yiding Wang, Decang Sun, Kai Chen, Fan Lai, and Mosharaf Chowdhury. Egeria: Efficient dnn training with knowledge-guided layer freezing. In *Proceedings of the Eighteenth European Conference on Computer Systems*, pages 851–866, 2023.
- [87] Yue Wang, Ziyu Jiang, Xiaohan Chen, Pengfei Xu, Yang Zhao, Yingyan Lin, and Zhangyang Wang. E2-train: Training state-of-the-art cnns with over 80% energy savings. *Advances in Neural Information Processing Systems*, 32, 2019.
- [88] Zifeng Wang, Zheng Zhan, Yifan Gong, Geng Yuan, Wei Niu, Tong Jian, Bin Ren, Stratis Ioannidis, Yanzhi Wang, and Jennifer Dy. Sparcl:

- Sparse continual learning on the edge. *Advances in Neural Information Processing Systems*, 35:20366–20380, 2022.
- [89] Qitian Wu, Yiting Chen, Chenxiao Yang, and Junchi Yan. Energy-based out-of-distribution detection for graph neural networks. In *The Eleventh International Conference on Learning Representations*, 2023.
- [90] Yawen Wu, Zhepeng Wang, Dewen Zeng, Yiyu Shi, and Jingtong Hu. Enabling on-device self-supervised contrastive learning with selective data contrast. In *Design Automation Conference*, pages 655–660. IEEE, 2021.
- [91] Tien-Ju Yang, Yu-Hsin Chen, and Vivienne Sze. Designing energy-efficient convolutional neural networks using energy-aware pruning. In *Proceedings of the IEEE conference on computer vision and pattern recognition*, pages 5687–5695, 2017.
- [92] Haoran You, Chaojian Li, Pengfei Xu, Yonggan Fu, Yue Wang, Xiaohan Chen, Richard G. Baraniuk, Zhangyang Wang, and Yingyan Lin. Drawing early-bird tickets: Toward more efficient training of deep networks. In *International Conference on Learning Representations*, 2020.
- [93] Friedemann Zenke, Ben Poole, and Surya Ganguli. Continual learning through synaptic intelligence. In *International conference on machine learning*, pages 3987–3995. PMLR, 2017.
- [94] Xiaohua Zhai, Avital Oliver, Alexander Kolesnikov, and Lucas Beyer. S4l: Self-supervised semi-supervised learning. In *Proceedings of the IEEE/CVF International Conference on Computer Vision*, pages 1476–1485, 2019.
- [95] Kang Zhao, Sida Huang, Pan Pan, Yinghan Li, Yingya Zhang, Zhenyu Gu, and Yinghui Xu. Distribution adaptive int8 quantization for training cnns. In *Proceedings of the AAAI Conference on Artificial Intelligence*, volume 35, pages 3483–3491, 2021.
- [96] Min Zhao, Xin Guo, Le Song, Baoxing Qin, Xuesong Shi, Gim Hee Lee, and Guanghui Sun. A general framework for lifelong localization and mapping in changing environment. In *2021 IEEE/RSJ International Conference on Intelligent Robots and Systems (IROS)*, pages 3305–3312. IEEE, 2021.
- [97] Shuchang Zhou, Yuxin Wu, Zekun Ni, Xinyu Zhou, He Wen, and Yuheng Zou. Dorefa-net: Training low bitwidth convolutional neural networks with low bitwidth gradients. *arXiv preprint arXiv:1606.06160*, 2016.
- [98] Feng Zhu, Ruihao Gong, Fengwei Yu, Xianglong Liu, Yanfei Wang, Zhelong Li, Xiuqi Yang, and Junjie Yan. Towards unified int8 training for convolutional neural network. In *Proceedings of the IEEE/CVF Conference on Computer Vision and Pattern Recognition*, pages 1969–1979, 2020.