

# Sharp variance estimator and causal bootstrap in stratified randomized experiments

Haoyang Yu

Center for Statistical Science, Department of Industrial Engineering,  
Tsinghua University

Ke Zhu\*

Department of Statistics, North Carolina State University  
Department of Biostatistics and Bioinformatics, Duke University

Hanzhong Liu†

Center for Statistical Science, Department of Industrial Engineering,  
Tsinghua University

## Abstract

The design-based finite-population asymptotic theory provides a normal approximation for the sampling distribution of the average treatment effect estimator in stratified randomized experiments. The asymptotic variance could be estimated by a Neyman-type conservative variance estimator. However, the variance estimator can be overly conservative, and the asymptotic theory may fail in small samples. To solve these issues, we propose a sharp variance estimator for the weighted difference-in-means in stratified randomized experiments. Furthermore, we propose two causal bootstrap procedures to more accurately approximate the sampling distribution of the weighted difference-in-means estimator. The first causal bootstrap procedure is based on rank-preserving imputation and we prove its second-order refinement over normal approximation. The second causal bootstrap procedure is based on constant-treatment-effect imputation and is applicable in paired experiments. We prove its validity even when the assumption of constant treatment effect is violated for the true potential outcomes. Our analysis is randomization-based or design-based by conditioning on the potential outcomes, with treatment assignment being the sole source of randomness. Numerical studies and two real data applications demonstrate advantages of our proposed methods in finite samples.

*Keywords:* causal inference; design-based inference; finite population; paired experiment; second-order refinement.

---

\*Corresponding author: kzhu24@ncsu.edu.

†Dr. Liu was supported by the National Natural Science Foundation of China (12071242).

# 1 Introduction

Stratified randomized experiments have been widely employed in biomedical science, economics and social science to investigate the effects of an intervention. Compared to completely randomized experiments, stratification or blocking can improve estimation efficiency by balancing key pre-treatment covariates (Fisher, 1926; Imai et al., 2008; Imbens and Rubin, 2015). Recently, stratified randomized experiments have been extensively examined under the Neyman–Rubin potential outcomes model (Neyman, 1990; Rubin, 1974) and the randomization-based or design-based finite-population inference framework (Imbens and Rubin, 2015; Athey and Imbens, 2017; Mukerjee et al., 2018; Fogarty, 2018; Liu and Yang, 2020; Pashley and Miratrix, 2021; Schochet et al., 2022; Wang et al., 2023). Design-based inference is performed conditional on potential outcomes, with treatment assignment as the only source of randomness. Moreover, the design-based inference framework does not assume that the sample is drawn independently and identically distributed (i.i.d.) from a super-population, which is sometimes unrealistic. This approach, initially considered by Neyman (1990), has recently gained interest in both biostatistics and econometrics due to its assumption-lean nature (Athey and Imbens, 2017; Rosenberger et al., 2019; Abadie et al., 2020). This means that the validity of estimates and inference procedures does not depend on the correct specification of the outcome model. Within this framework, the average treatment effect (ATE) can be inferred using finite-population central limit theory and the Neyman-type variance estimator (Imbens and Rubin, 2015; Li and Ding, 2017; Liu and Yang, 2020). However, the Neyman-type variance estimator tends to be conservative, leading to wide confidence intervals. Additionally, the asymptotic normal approximation may not hold for small or moderate sample sizes, which are common in high-cost randomized experiments.

Our first contribution is the proposal of a sharp variance estimator for the weighted difference-in-means in stratified randomized experiments and the establishment of its theoretical properties. We construct the sharp variance estimator by applying [Aronow et al. \(2014\)](#)’s sharp variance estimator within each stratum. While the methodological extension is straightforward, handling stratified randomized experiments with both small and large strata poses a theoretical challenge. We establish the formal theoretical results for the proposed sharp variance estimator in stratified randomized experiments, allowing either the number or size of strata to tend to infinity. The key technical difference between our work and the existing literature is that we derive a concentration inequality for the stratum-size-weighted empirical distribution function by leveraging a fundamental inequality for sampling without replacement ([Bobkov, 2004](#)). We then prove a Glivenko–Cantelli type theorem in stratified randomized experiments to determine the convergence rate for the supremum of the difference between the empirical and population distribution functions. With the proposed sharp variance estimator, we construct the asymptotically narrowest valid Wald-type confidence interval for the ATE in stratified randomized experiments.

To further improve the finite-sample performance of normal approximation with the sharp variance estimator, we proposed two causal bootstrap methods. The bootstrap method ([Efron, 1979](#)) is known for achieving second-order refinement in various statistical models ([Hall, 2013](#); [Wang et al., 2022](#)). In the context of design-based causal inference, [Imbens and Menzel \(2021\)](#) introduced a causal bootstrap technique based on rank-preserving imputation for unobserved potential outcomes and established the theoretical validity and second-order refinement. However, the theoretical properties of the causal bootstrap are not fully understood in stratified randomized experiments. Moreover, the causal bootstrap based on rank-preserving imputation does not work in paired experiments.

Our second contribution is the establishment of consistency and second-order refinement for the causal bootstrap in stratified randomized experiments. For methodology, we apply rank-preserving imputation within each stratum and generate a bootstrap distribution for the pivotal statistics via stratified randomization. Then, we provide a theoretical guarantee for the causal bootstrap based on rank-preserving imputation, allowing both the number of strata and stratum sizes to tend to infinity. Furthermore, leveraging the theoretical findings of finite-population Edgeworth expansion ([Babu and Singh, 1985](#); [Hall, 2013](#); [Imbens and Menzel, 2021](#)), we demonstrate that the causal bootstrap method provides a second-order refinement over the normal approximation.

Our third contribution is the proposal of a novel causal bootstrap method based on constant-treatment-effect imputation, which is applicable in paired experiments. [Imbens and Menzel \(2021\)](#)’s causal bootstrap is based on rank-preserving imputation and requires that each stratum contains at least two treated and two control units, a condition not met in paired experiments. Instead, we impute the unobserved potential outcomes by assuming a constant treatment effect for the bootstrap sample. Then, we generate a bootstrap distribution for the pivotal statistics according to the actual experimental design, and construct confidence intervals using the bootstrap quantile. This idea is motivated by [Bind and Rubin \(2020\)](#), who advocate for gaining scientific insights through the examination of the null randomization distribution, but do not mention how to formally incorporate it into statistical inference. We prove the validity of the proposed causal bootstrap based on constant-treatment-effect imputation and highlight its advantages through simulation studies and real data applications. Importantly, by utilizing a pivotal statistic, the causal bootstrap is valid even when the constant treatment effect assumption does not hold for the true potential outcomes.

The paper proceeds as follows. Section 2 reviews design-based causal inference in stratified randomized experiments. Section 3 describes the sharp variance estimator and its asymptotic properties. In Section 4, we study the causal bootstrap based on rank-preserving imputation and its theoretical properties in stratified randomized experiments. In section 5, we propose a causal bootstrap based on constant-treatment-effect imputation and provide the theoretical guarantee in paired experiments. In Section 6 and Section 7, we present the simulation studies and two real data applications. In Section 8, we conclude the paper.

## 2 Stratified Randomized Experiments

We consider a design-based finite-population framework. Following the Neyman–Rubin potential outcome model (Neyman, 1990; Rubin, 1974) and the stable unit treatment value assumption (SUTVA) (Rubin, 1980) that for  $i = 1, \dots, n$ , unit  $i$  has two potential outcomes:  $Y_i(1)$  and  $Y_i(0)$ , representing the outcomes if unit  $i$  is allocated to the treatment or control group, respectively. Let  $Z_i$  denote the treatment assignment, taking the value 1 if unit  $i$  is assigned to the treatment group and 0 otherwise. The observed outcome, denoted as  $Y_i$ , can be expressed as  $Y_i = Z_i Y_i(1) + (1 - Z_i) Y_i(0)$ . In design-based finite-population inference framework, randomness solely comes from the treatment assignment process and both  $Y_i(1)$  and  $Y_i(0)$  are considered as fixed. Our goal is to infer the average treatment effect (ATE)  $\tau = n^{-1} \sum_{i=1}^n \tau_i$ , where  $\tau_i = Y_i(1) - Y_i(0)$  represents the unit-level treatment effect.

In stratified randomized experiments, the population is divided into  $M$  strata based on pre-treatment covariates, such as gender. Each stratum comprises  $n_{[m]}$  units with  $\sum_{m=1}^M n_{[m]} = n$ . Within each stratum, a complete randomization is conducted, resulting in  $n_{[m]1}$  units assigned to the treatment group and  $n_{[m]0} = n_{[m]} - n_{[m]1}$  units assigned to

the control group. The probability that the treatment assignment vector  $Z = (Z_1, \dots, Z_n)$  takes a specific value  $(z_1, \dots, z_n)$  is given by  $\prod_{m=1}^M (n_{[m]1}! n_{[m]0}! / n_{[m]}!)$ , where  $z_i \in 0, 1$ , and  $\sum_{i \in [m]} z_i = n_{[m]1}$  for  $m = 1, \dots, M$ , with  $i \in [m]$  indicating units in stratum  $m$ . The ATE can be expressed as  $\tau = \sum_{m=1}^M \pi_{[m]} \tau_{[m]}$ , where  $\pi_{[m]} = n_{[m]}/n$  is the proportion of stratum size, and  $\tau_{[m]} = n_{[m]}^{-1} \sum_{i \in [m]} \{Y_i(1) - Y_i(0)\}$  is the ATE in the  $m$ th stratum. We estimate  $\tau_{[m]}$  by the difference-in-means estimator  $\hat{\tau}_{[m]} = \bar{Y}_{[m]1} - \bar{Y}_{[m]0} = n_{[m]1}^{-1} \sum_{i \in [m]} Z_i Y_i - n_{[m]0}^{-1} \sum_{i \in [m]} (1 - Z_i) Y_i$ . The estimator for  $\tau$  is the stratum-proportion-weighted mean of  $\hat{\tau}_{[m]}$ :  $\hat{\tau} = \sum_{m=1}^M \pi_{[m]} \hat{\tau}_{[m]}$ .

To incorporate the sharp variance estimator and causal bootstrap methods, it is necessary to introduce additional notations for the distribution functions. Within stratum  $m$ , the finite-population distribution functions for  $Y_i(1)$  and  $Y_i(0)$  are denoted by  $G_{[m]}(y) = n_{[m]}^{-1} \sum_{i \in [m]} I\{Y_i(1) \leq y\}$  and  $F_{[m]}(y) = n_{[m]}^{-1} \sum_{i \in [m]} I\{Y_i(0) \leq y\}$ , respectively. Here,  $I(\cdot)$  denotes the indicator function. The overall marginal distribution functions for  $Y_i(1)$  and  $Y_i(0)$  are denoted by  $G(y) = \sum_{m=1}^M \pi_{[m]} G_{[m]}(y)$  and  $F(y) = \sum_{m=1}^M \pi_{[m]} F_{[m]}(y)$ , respectively. The stratum-level ATE  $\tau_{[m]}$  can be expressed as a functional:  $\tau_{[m]} = W(G_{[m]}, F_{[m]}) = E_{G_{[m]}}\{Y_i(1)\} - E_{F_{[m]}}\{Y_i(0)\}$ , and the overall ATE can also be expressed as  $\tau = W(G, F) = E_G\{Y_i(1)\} - E_F\{Y_i(0)\}$ . The difference-in-means estimator  $\hat{\tau}_{[m]}$  can be expressed as  $\hat{\tau}_{[m]} = W(\hat{G}_{[m]}, \hat{F}_{[m]})$ , where  $\hat{G}_{[m]}(y) = n_{[m]1}^{-1} \sum_{i \in [m]} Z_i I\{Y_i(1) \leq y\}$  and  $\hat{F}_{[m]}(y) = n_{[m]0}^{-1} \sum_{i \in [m]} (1 - Z_i) I\{Y_i(0) \leq y\}$  are the empirical distribution functions of  $Y_i(1)$  and  $Y_i(0)$  in stratum  $m$ , respectively. Similarly,  $\hat{\tau} = W(\hat{G}, \hat{F})$ , where  $\hat{G}(y)$  and  $\hat{F}(y)$  denote the weighted mean of  $\hat{G}_{[m]}(y)$  and  $\hat{F}_{[m]}(y)$  (weighted by  $\pi_{[m]}$ ), respectively.

The variance of  $\sqrt{n}(\hat{\tau} - \tau)$  is (Imbens and Rubin, 2015):

$$\sigma^2 = n \sum_{m=1}^M \pi_{[m]}^2 \left( \frac{S_{[m]Y(1)}^2}{n_{[m]1}} + \frac{S_{[m]Y(0)}^2}{n_{[m]0}} - \frac{S_{[m]\tau}^2}{n_{[m]}} \right), \quad (1)$$

where  $S_{[m]Y(z)}^2$  ( $z = 0, 1$ ) and  $S_{[m]\tau}^2$  are the finite-population variances of  $Y_i(z)$  and  $\tau_i$ , re-

spectively. Specifically,  $S_{[m]Y(z)}^2 = (n_{[m]} - 1)^{-1} \sum_{i \in [m]} \{Y_i(z) - \bar{Y}_{[m]}(z)\}^2$ , where  $\bar{Y}_{[m]}(z) = n_{[m]}^{-1} \sum_{i \in [m]} Y_i(z)$  for  $z = 0, 1$ . The term  $S_{[m]\tau}^2 = (n_{[m]} - 1)^{-1} \sum_{i \in [m]} (\tau_i - \tau_{[m]})^2$  reflects the variation of individual treatment effects  $\tau_i$ 's within stratum  $m$ . By definition,  $S_{[m]\tau}^2 = S_{[m]Y(1)}^2 + S_{[m]Y(0)}^2 - 2S_{[m]Y(1),Y(0)}$ , where  $S_{[m]Y(1),Y(0)} = (n_{[m]} - 1)^{-1} \sum_{i \in [m]} \{Y_i(1) - \bar{Y}_{[m]}(1)\} \{Y_i(0) - \bar{Y}_{[m]}(0)\}$ . Thus, the variance  $\sigma^2$  can also be written as

$$\sigma^2 = \sum_{m=1}^M \pi_{[m]} \left( \frac{n_{[m]0}}{n_{[m]1}} S_{[m]Y(1)}^2 + \frac{n_{[m]1}}{n_{[m]0}} S_{[m]Y(0)}^2 + 2S_{[m]Y(1),Y(0)} \right). \quad (2)$$

We denote the joint distribution of potential outcomes in the  $m$ th stratum and in the whole population as  $H_{[m]}(y_1, y_0) = n_{[m]}^{-1} \sum_{i \in [m]} I\{Y_i(1) \leq y_1, Y_i(0) \leq y_0\}$  and  $H(y_1, y_0) = n^{-1} \sum_{i=1}^n I\{Y_i(1) \leq y_1, Y_i(0) \leq y_0\}$ , respectively. The variance can be expressed as a functional:  $\sigma^2 = V(G, F, H)$ . When  $2 \leq n_{[m]1} \leq n_{[m]} - 2$ , we estimate  $S_{[m]Y(z)}^2$  by its sample analog  $s_{[m]Y(z)}^2 = (n_{[m]z} - 1)^{-1} \sum_{i \in [m]} I(Z_i = z) (Y_i - \bar{Y}_{[m]z})^2$ .

However, estimating  $S_{[m]Y(1),Y(0)}$  poses a challenge, since  $Y_i(1)$  and  $Y_i(0)$  cannot be observed simultaneously. Conservative estimators can be obtained by estimating an upper bound for  $S_{[m]Y(1),Y(0)}$ . [Neyman \(1990\)](#) used  $\{S_{[m]Y(1)}^2 + S_{[m]Y(0)}^2\}/2$  as the upper bound for  $S_{[m]Y(1),Y(0)}$  and proposed the Neyman-type variance estimator:

$$\hat{\sigma}_N^2 = n \sum_{m=1}^M \pi_{[m]}^2 \left( \frac{s_{[m]Y(1)}^2}{n_{[m]1}} + \frac{s_{[m]Y(0)}^2}{n_{[m]0}} \right),$$

where the subscript ‘‘N’’ stands for ‘‘Neyman’’. Under Conditions [1-3](#) below,  $\hat{\tau}$  is asymptotically normal, and the Neyman-type variance estimator is conservative ([Liu and Yang, 2020](#)). Let  $\rho_{[m]} = n_{[m]1}/n_{[m]}$  denote the propensity score in stratum  $m$ .

**Condition 1.** *There exist constants  $\rho_{[m]}^\infty$  and  $C \in (0, 0.5)$ , such that  $C < \min_{m=1, \dots, M} \rho_{[m]}^\infty \leq \max_{m=1, \dots, M} \rho_{[m]}^\infty < 1 - C$  and  $\max_{m=1, \dots, M} |\rho_{[m]} - \rho_{[m]}^\infty| \rightarrow 0$ , as  $n \rightarrow \infty$ .*

**Condition 2.** *As  $n \rightarrow \infty$ , the maximum stratum-specific squared distances divided by  $n$  tend to zero, i.e.,  $n^{-1} \max_{m=1, \dots, M} \max_{i \in [m]} \{Y_i(z) - \bar{Y}_{[m]}(z)\}^2 \rightarrow 0$ ,  $z = 0, 1$ .*

**Condition 3.** *The weighted variances  $\sum_{m=1}^M \pi_{[m]} S_{[m]Y(1)}^2 / \rho_{[m]}$ ,  $\sum_{m=1}^M \pi_{[m]} S_{[m]Y(0)}^2 / (1 - \rho_{[m]})$ , and  $\sum_{m=1}^M \pi_{[m]} S_{[m]\tau}^2$ , tend to finite limits, which are positive for the first two. The limit of  $\sum_{m=1}^M \pi_{[m]} \{S_{[m]Y(1)}^2 / \rho_{[m]} + S_{[m]Y(0)}^2 / (1 - \rho_{[m]}) - S_{[m]\tau}^2\}$  is positive.*

Condition 1 requires that the stratum-specific propensity scores are uniformly bounded away from zero and one. Condition 2 is a moment type condition, which is weaker than the bounded  $(2 + \delta)$ th moment condition for some  $\delta > 0$ . It is crucial for deriving the finite-population asymptotic theory (Li and Ding, 2017; Liu and Yang, 2020; Schochet et al., 2022). Condition 3 is a sufficient condition for  $\sigma^2$  having a finite and positive limit.

**Proposition 1** (Liu and Yang, 2020). *If Conditions 1–3 hold, then  $\sqrt{n}(\hat{\tau} - \tau) / \sigma \xrightarrow{d} \mathcal{N}(0, 1)$ . Furthermore, if  $2 \leq n_{[m]1} \leq n_{[m]} - 2$  for  $m = 1, \dots, M$ , then  $\hat{\sigma}_N^2$  converges in probability to the limit of  $\sigma^2 + \sum_{m=1}^M \pi_{[m]} S_{[m]\tau}^2$ .*

Proposition 1 suggests that the sampling distribution of  $\hat{\tau}$  can be well-approximated by the normal distribution, and the asymptotic variance can be conservatively estimated by  $\hat{\sigma}_N^2$ . A two-sided  $1 - \alpha$  confidence interval for  $\tau$  is  $(\hat{\tau} - \hat{\sigma}_N z_{1-\alpha/2} / \sqrt{n}, \hat{\tau} + \hat{\sigma}_N z_{1-\alpha/2} / \sqrt{n})$ , where  $z_{1-\alpha/2}$  is the lower  $1 - \alpha/2$  quantile of the standard normal distribution. The asymptotic coverage rate of this confidence interval is no less than  $1 - \alpha$  and is equal to  $1 - \alpha$  if and only if the treatment effects are stratum-specific additive, that is,  $\tau_i = \tau_{[m]}$  for all  $i \in [m]$ , or equivalently,  $S_{[m]\tau}^2 = 0$ .

### 3 Sharp Variance Estimator

The Neyman-type variance estimator estimates the third term in (2) with an upper bound based on Cauchy-Schwarz inequality. To improve the Neyman-type variance estimator, we derive the sharp upper bound of the third term in (2), and propose a consistent estimator



for it. Within stratum  $m$ , the sharp upper bound for  $S_{[m]Y(1),Y(0)}$  is (Aronow et al., 2014):

$$S_{[m]Y(1),Y(0)}^U = \frac{n_{[m]}}{n_{[m]} - 1} \left\{ \int_0^1 G_{[m]}^{-1}(u) F_{[m]}^{-1}(u) du - \bar{Y}_{[m]}(1) \bar{Y}_{[m]}(0) \right\},$$

where “U” stands for “upper”,  $G_{[m]}^{-1}(u)$  and  $F_{[m]}^{-1}(u)$  are the left-continuous inverse functions of  $G_{[m]}(y)$  and  $F_{[m]}(y)$ , respectively. By aggregating across all strata, we obtain the sharp upper bound for  $\sigma^2$ :

$$\sigma_S^2 = \sum_{m=1}^M \pi_{[m]} \left( \frac{n_{[m]0}}{n_{[m]1}} S_{[m]Y(1)}^2 + \frac{n_{[m]1}}{n_{[m]0}} S_{[m]Y(0)}^2 + 2S_{[m]Y(1),Y(0)}^U \right),$$

where “S” stands for “sharp”. The sharpness of  $\sigma_S^2$  is stated in the following proposition.

**Proposition 2.** *Given  $G(y)$  and  $F(y)$  with no additional information about the joint distribution of  $\{Y_i(1), Y_i(0)\}$ , the bound  $\sigma^2 \leq \sigma_S^2$  is sharp. The equality holds if and only if  $\{Y_i(1), Y_i(0)\} \sim \{G_{[m]}^{-1}(U), F_{[m]}^{-1}(U)\}$ ,  $i \in [m]$ , for a uniform random variable  $U$  on  $[0, 1]$ , that is,  $Y_i(1)$  and  $Y_i(0)$  are co-monotonic in each stratum.*

Denoting  $H_{[m]}^U(y_1, y_0) = \min\{G_{[m]}(y_1), F_{[m]}(y_0)\}$  and  $H^U(y_1, y_0) = \sum_{m=1}^M \pi_{[m]} H_{[m]}^U(y_1, y_0)$ , the sharp variance can be expressed as  $\sigma_S^2 = V(G, F, H^U)$ . By replacing population-level quantities with sample counterparts, we obtain a consistent estimator for the sharp upper bound:

$$\hat{\sigma}_S^2 = \sum_{m=1}^M \pi_{[m]} \left( \frac{n_{[m]0}}{n_{[m]1}} s_{[m]Y(1)}^2 + \frac{n_{[m]1}}{n_{[m]0}} s_{[m]Y(0)}^2 + 2s_{[m]Y(1),Y(0)}^U \right),$$

where

$$s_{[m]Y(1),Y(0)}^U = \frac{n_{[m]}}{n_{[m]} - 1} \left\{ \int_0^1 \hat{G}_{[m]}^{-1}(u) \hat{F}_{[m]}^{-1}(u) du - \bar{Y}_{[m]1} \bar{Y}_{[m]0} \right\},$$

with  $\hat{G}_{[m]}^{-1}(u)$  and  $\hat{F}_{[m]}^{-1}(u)$  being the left-continuous inverse functions of  $\hat{G}_{[m]}(y)$  and  $\hat{F}_{[m]}(y)$ , respectively. The quantity  $\hat{\sigma}_S^2$  can be similarly expressed as  $\hat{\sigma}_S^2 = V(\hat{G}, \hat{F}, \hat{H}^U)$ , where  $\hat{H}_{[m]}^U(y_1, y_0) = \min\{\hat{G}_{[m]}(y_1), \hat{F}_{[m]}(y_0)\}$  and  $\hat{H}^U(y_1, y_0) = \sum_{m=1}^M \pi_{[m]} \hat{H}_{[m]}^U(y_1, y_0)$ . The consistency of this estimator is established in the following theorem.

**Condition 4.** (i) *There exist constants  $0 < \delta < 1$  and  $K > 0$  independent of  $n$ , such that  $\sup_n \{n^{-1} \sum_{i=1}^n |Y_i(z)|^{4+\delta}\} \leq K$ ,  $z = 0, 1$ .* (ii) *As  $n \rightarrow \infty$ ,  $\sigma_S^2$  tends to a positive finite limit.*

Condition 4(i) assumes a bounded  $(4 + \delta)$ th moment for potential outcomes, necessary for applying a Glivenko–Cantelli type theorem with a general asymptotic regime in stratified randomized experiments. Similar requirement is discussed in [Motoyama \(2023\)](#). Condition 4(ii) ensures the regularity of the limit of the sharp bound [Imbens and Menzel \(2021\)](#).

**Theorem 1** (Consistency of sharp variance estimator). *Under Conditions 1, 3, and 4, if  $2 \leq n_{[m]1} \leq n_{[m]} - 2$  for  $m = 1, \dots, M$ , then  $\hat{\sigma}_S^2 - \sigma_S^2 = o_P(1)$  and  $\sqrt{n}(\hat{\tau} - \tau)/\hat{\sigma}_S \xrightarrow{d} \mathcal{N}(0, \sigma^2/\sigma_S^2)$ .*

Theorem 1 accommodates different types of asymptotic regimes for strata, including (i) a fixed number of strata with their sizes tending to infinity and (ii) bounded sizes of strata with the number of strata tending to infinity. Under the first asymptotic regime, it is straightforward to extend the theoretical results in [Aronow et al. \(2014\)](#). However, under the second regime, it is challenging to bound the tail probability of the empirical distribution function, especially when combining the implicit upper bound across strata as  $M \rightarrow \infty$ . To address these challenges, we employ Bobkov’s inequality ([Bobkov, 2004](#)), which allows us to establish a concentration inequality for the empirical distribution functions, determine their convergence rates, and provide an explicit upper bound of the tail probability in a Glivenko–Cantelli type theorem. Following this, we derive the convergence rate of the sharp variance estimator, culminating in Theorem 1.

Combining Proposition 2 and Theorem 1, we can construct an asymptotically narrowest valid  $1 - \alpha$  confidence interval for  $\tau$ :  $(\hat{\tau} - \hat{\sigma}_S z_{1-\alpha/2}/\sqrt{n}, \hat{\tau} + \hat{\sigma}_S z_{1-\alpha/2}/\sqrt{n})$ . The asymptotic

coverage rate of this confidence interval is no less than  $1 - \alpha$  and is equal to  $1 - \alpha$  if and only if  $Y_i(1)$  and  $Y_i(0)$  are co-monotonic in each stratum. Although the sharp variance estimator produces an asymptotically narrowest confidence interval, it combined with normal approximation tends to be anti-conservative in finite-sample simulations, especially when the potential outcomes are co-monotonic (Aronow et al., 2014; Imbens and Menzel, 2021). To address this problem, we propose a causal bootstrap method, which achieves a second-order refinement and leads to better finite-sample performance.

## 4 Causal Bootstrap Based on Rank-preserving Imputation

The standard bootstrap based on resampling with replacement is commonly used in the sampling-based inference framework, which assumes that the data is drawn independently and identically distributed (i.i.d.) from a super-population (Abadie et al., 2020). In contrast, we consider a design-based finite-population causal inference framework, where randomness solely arises from the treatment assignment design. To mimic design randomness, the causal bootstrap takes potential outcomes as fixed and resamples assignments according to the actual experimental design. This idea is similar to Fisher randomization tests, but the main difference is that the causal bootstrap does not impute unobserved potential outcomes based on a hypothesis. Instead, it attempts to find a impute method such that the resulting bootstrap distribution is an valid approximation of the true distribution of the estimator.

To this end, we aim to find an imputation under which the variance of the ATE estimator is larger than or equal to the upper bound of the true variance. Proposition 2

demonstrates that when  $Y_i(1)$  and  $Y_i(0)$  are co-monotonic within each stratum, the variance of the weighted difference-in-means estimator reaches the sharp upper bound. Therefore, to produce a valid causal bootstrap, we can use rank-preserving imputation within each stratum to ensure that the imputed potential outcomes are co-monotonic. Specifically, in a stratified randomized experiment, the causal bootstrap based on rank-preserving imputation proceeds as follows:

**1. Rank-preserving imputation:** In each stratum, for  $i \in [m]$ , let

$$Y_i^{\text{imp}}(0) = \begin{cases} Y_i & \text{if } Z_i = 0 \\ \hat{F}_{[m]}^{-1} \left\{ \hat{G}_{[m]}(Y_i) \right\} & \text{if } Z_i = 1 \end{cases}, \quad Y_i^{\text{imp}}(1) = \begin{cases} \hat{G}_{[m]}^{-1} \left\{ \hat{F}_{[m]}(Y_i) \right\} & \text{if } Z_i = 0 \\ Y_i & \text{if } Z_i = 1 \end{cases}.$$

The bootstrap version of ATE is  $\tau^* = n^{-1} \sum_{i=1}^n \{Y_i^{\text{imp}}(1) - Y_i^{\text{imp}}(0)\}$ .

**2. Assignments resampling:** Use actual stratified randomization to generate treatment assignments  $Z_i^*$ ,  $* = 1, \dots, B$ , where  $B$  is the number of bootstrap replications. Obtain the bootstrap version of observed outcome  $Y_i^* = Z_i^* Y_i^{\text{imp}}(1) + (1 - Z_i^*) Y_i^{\text{imp}}(0)$ ,  $i = 1, \dots, n$ .

**3. Calculate the pivotal statistics:** Calculate the bootstrap versions of ATE estimator  $\hat{\tau}^*$ , sharp variance estimator  $(\hat{\sigma}_S^*)^2$ , and  $t$ -statistics  $T^* = \sqrt{n}(\hat{\tau}^* - \tau^*)/\hat{\sigma}_S^*$ ,  $* = 1, \dots, B$ , with  $\{Y_i\}_{i=1}^n$  replaced by  $\{Y_i^*\}_{i=1}^n$ .

**4. Construct the confidence interval:** Construct a two-sided  $1 - \alpha$  confidence interval for  $\tau$ :  $(\hat{\tau} - \hat{\sigma}_S q_{1-\alpha/2}^*/\sqrt{n}, \hat{\tau} - \hat{\sigma}_S q_{\alpha/2}^*/\sqrt{n})$ , where  $q_{1-\alpha/2}^*$  and  $q_{\alpha/2}^*$  are the upper and lower  $\alpha/2$  quantiles of the empirical distribution of  $\{T^*\}_{*=1}^B$ .

**Remark 1.** *Step 1 could be implemented by copying the observed outcomes and sorting; the readers are referred to the Supplementary Material for further details.*

The following theorem shows the bootstrap distribution of  $\sqrt{n}(\hat{\tau}^* - \tau^*)/\hat{\sigma}_S^*$ , given  $\{(Y_i, Z_i)\}_{i=1}^n$ .

**Theorem 2** (Bootstrap CLT). *Suppose that Conditions 1, 3 and 4 hold. If  $2 \leq n_{[m]1} \leq n_{[m]} - 2$  for  $m = 1, \dots, M$ , then  $\sqrt{n}(\hat{\tau}^* - \tau^*)/\hat{\sigma}_S^* \mid \{(Y_i, Z_i)\}_{i=1}^n \xrightarrow{d} \mathcal{N}(0, 1)$  holds in probability.*

Recalling Theorem 1,  $\sqrt{n}(\hat{\tau} - \tau)/\hat{\sigma}_S$  converges in distribution to  $\mathcal{N}(0, \sigma^2/\sigma_S^2)$  with  $\sigma^2/\sigma_S^2 \leq 1$ . Thus, the bootstrap distribution of  $\sqrt{n}(\hat{\tau}^* - \tau^*)/\hat{\sigma}_S^*$  is a conservative approximation for the asymptotic distribution of  $\sqrt{n}(\hat{\tau} - \tau)/\hat{\sigma}_S$ . The asymptotic coverage rate of the bootstrap confidence interval  $(\hat{\tau} - \hat{\sigma}_S q_{1-\alpha/2}^*/\sqrt{n}, \hat{\tau} - \hat{\sigma}_S q_{\alpha/2}^*/\sqrt{n})$  is no less than  $1 - \alpha$ . It is equal to  $1 - \alpha$  if and only if  $Y_i(1)$  and  $Y_i(0)$  are co-monotonic in each stratum. To further establish the second-order refinement of the causal bootstrap method over the normal approximation, we first derive the Edgeworth expansion for the scaled studentized statistics  $T = (\sigma_S/\sigma)\sqrt{n}(\hat{\tau} - \tau)/\hat{\sigma}_S$ . The scaling is necessary to make  $T$  asymptotically standard normal, enabling us to compare it with the bootstrap counterpart in second-order asymptotic.

**Condition 5.** (i) *There exists a constant  $C > 0$  independent of  $n$ , such that  $\sup_n |Y_i(z)| \leq C$ ,  $z = 0, 1$ . (ii) *The functions  $F(y)$  and  $G(y)$  converge to two non-lattice distribution functions  $F^\infty(y)$  and  $G^\infty(y)$  as  $n \rightarrow \infty$ , respectively. A distribution function  $F^\infty(y)$  is non-latticed if  $|\int \exp(ity)dF^\infty(y)| \neq 1$  for all  $t \neq 0$ , where  $i^2 = -1$ . (iii) *For all  $m = 1, \dots, M$ , as  $n \rightarrow \infty$ ,  $\log n_{[m]}/\log n$  has a finite limit.***

Condition 5(i) assumes bounded potential outcomes. The non-latticed assumption required in Condition 5(ii) is common for second-order refinement (Imbens and Menzel, 2021; Wang et al., 2022). Condition 5(iii) is a technical assumption typically met in many practical scenarios, for instance, when either  $n_{[m]}$  or  $M$  is bounded.

**Theorem 3** (Edgeworth expansion). *Under Conditions 1, 3, 4(ii), and 5, if  $2 \leq n_{[m]1} \leq$*

$n_{[m]} - 2$  for  $m = 1, \dots, M$ , then, as  $n \rightarrow \infty$ ,  $T$  has an Edgeworth expansion:

$$\Pr(T \leq t) = \Phi(t) + \frac{\sqrt{n}}{2} E \left( \frac{\hat{\tau} - \tau}{\sigma} \frac{\hat{\sigma}_S^2 - \sigma_S^2}{\sigma_S^2} \right) t^2 \phi(t) - \frac{n^{3/2} E(\hat{\tau} - \tau)^3}{6\sigma^3} (t^2 - 1) \phi(t) + o(n^{-1/2}),$$

where  $\Phi(\cdot)$  and  $\phi(\cdot)$  are the distribution function and the density function of a standard normal random variable, respectively.

Compared to the Edgeworth expansion in [Imbens and Menzel \(2021\)](#), the challenge lies in adapting to a diverse range of asymptotic regimes for strata. To tackle this issue, we classify the strata into three distinct groups based on their sizes: large strata with sizes comparable to  $n$ , small strata with bounded sizes, and the remaining medium strata. We address each of these three groups separately and derive the corresponding results; see the Supplementary Materials for details. Based on the Edgeworth expansion, we obtain the second-order refinement for the causal bootstrap compared to the normal approximation.

**Condition 6.** (i) The functionals  $W(G, F)$  and  $V(G, F, H)$  are three times Fréchet-differentiable with two bounded derivatives. (ii) The difference between  $H_{[m]}(y_1, y_0)$  and  $H_{[m]}^U(y_1, y_0)$  satisfies  $\sup_{y_1, y_0} |H_{[m]}(y_1, y_0) - H_{[m]}^U(y_1, y_0)| = O(n_{[m]}^{-1/2})$ .

Condition 6(i) ensures sufficient smoothness for two functionals; a similar assumption was also made by [Imbens and Menzel \(2021\)](#). Condition 6(ii) requires that the difference between the true joint distribution function and the joint distribution under co-monotonic potential outcomes is at least of order  $n_{[m]}^{-1/2}$ . This requirement is less stringent than the condition required by [Imbens and Menzel \(2021\)](#), which assumed  $H(y_1, y_0) = H^U(y_1, y_0)$ .

**Theorem 4** (Second-order refinement). Under Conditions 1, 3, 4(ii), 5, and 6, if  $2 \leq n_{[m]1} \leq n_{[m]} - 2$  for  $m = 1, \dots, M$ , then, as  $n \rightarrow \infty$ ,  $\sup_{t \in \mathbb{R}} |\Pr(T \leq t) - \Phi(t)| = O(n^{-1/2})$ ,  $\sup_{t \in \mathbb{R}} |\Pr(T \leq t) - \Pr^*(T^* \leq t)| = o_P(n^{-1/2})$ , where  $\Pr^*$  denotes the conditional probability induced by the bootstrap assignments  $Z_i^*$  given the original data  $\{(Y_i, Z_i)\}_{i=1}^n$ .

In contrast to the convergence rate of  $O(n^{-1/2})$  for the normal approximation, the causal bootstrap could approximate the true distribution function by a faster convergence rate of  $o_P(n^{-1/2})$ . The theoretical results highlight the benefits of employing the causal bootstrap in scenarios with small or moderate sample sizes. These advantages are further demonstrated through numerical results in Sections 6 and 7.

## 5 Causal Bootstrap Based on Constant-treatment-effect Imputation

While paired experiments are special cases of stratified randomized experiments with  $n_{[m]1} = n_{[m]0} = 1$ , their unique characteristics cause sharp variance estimator and rank-preserving imputation to fail in such instances. Table 1 shows a toy example with  $n = 4$  units and  $M = 2$  pairs. In this example, rank-preserving imputation results in two identical units in each pair. Consequently, under paired randomization, the difference-in-means estimator always equals 4. The bootstrap distribution degenerates to a single point and cannot approximate the true distribution. This phenomenon occurs in all paired experiments. Therefore, we must explore alternative imputation methods to establish a feasible and valid causal bootstrap procedure for paired experiments.

Recalling that if we identify an imputation under which the variance of the ATE estimator is greater than or equal to the upper bound of the true variance, intuitively, the causal bootstrap based on this imputation should be valid. The Neyman-type variance estimator is conservative since its asymptotic limit serves as an upper bound for the true variance. This upper bound is achieved when constant treatment effect assumption holds, i.e.,  $Y_i(1) = Y_i(0) + \Delta$  for all  $i$  and a constant  $\Delta$ . This motivates us to impute unobserved

Table 1: A toy example demonstrates that rank-preserving imputation fails for paired experiments.

Observed Outcomes				
$m$	$Y_i(1)$	$Y_i(0)$	$Z_i$	$Y_i$
1	8	?	1	8
1	?	4	0	4
2	6	?	1	6
2	?	2	0	2

Rank-preserving Imputation				
$m$	$Y_i(1)$	$Y_i(0)$	$Z_i$	$Y_i$
1	8	(4)	1	8
1	(8)	4	0	4
2	6	(2)	1	6
2	(6)	2	0	2

potential outcomes based on the constant treatment effect assumption. Moreover, we will prove the validity of the corresponding causal bootstrap without assuming a constant treatment effect.

We briefly review existing results for design-based causal inference in paired experiments and then introduce the causal bootstrap procedure. In paired experiments, there are  $M = n/2$  strata with sizes of  $n_{[m]} = 2$ . We denote the potential outcomes for two units within pair  $m$  by  $Y_{[m]1}(z)$  and  $Y_{[m]2}(z)$ , respectively. The ATE is  $\tau = \sum_{m=1}^M \pi_{[m]} \tau_{[m]} = M^{-1} \sum_{m=1}^M \tau_{[m]}$ , where  $\tau_{[m]} = \{Y_{[m]1}(1) + Y_{[m]2}(1)\}/2 - \{Y_{[m]1}(0) + Y_{[m]2}(0)\}/2$ . For the unit  $i$  in the  $m$ th



pair, let  $Z_{[m]i}$  denote the assignment and  $Y_{[m]i} = Z_{[m]i}Y_{[m]i}(1) + (1 - Z_{[m]i})Y_{[m]i}(0)$  denote the observed outcome, where  $i = 1, 2$ . The weighted difference-in-means estimator  $\hat{\tau} = M^{-1} \sum_{m=1}^M \hat{\tau}_{[m]}$ , where  $\hat{\tau}_{[m]} = Z_{[m]1}\{Y_{[m]1} - Y_{[m]2}\} + (1 - Z_{[m]1})\{Y_{[m]2} - Y_{[m]1}\}$ . The variance of  $\sqrt{n}(\hat{\tau} - \tau)$  is  $\sigma^2 = n\text{var}(\hat{\tau}) = n^{-1} \sum_{m=1}^M \{Y_{[m]1}(1) + Y_{[m]1}(0) - Y_{[m]2}(1) - Y_{[m]2}(0)\}^2$ . A Neyman-type variance estimator is  $\hat{\sigma}_{\text{pair}}^2 = 2 \sum_{m=1}^M (\hat{\tau}_{[m]} - \hat{\tau})^2 / (M - 1)$ , which is generally conservative and is consistent if  $\tau_{[m]}$ 's are constant across pairs (Imai, 2008). Its expectation is  $\sigma_{\text{pair}}^2 = E(\hat{\sigma}_{\text{pair}}^2) = \sigma^2 + 2 \sum_{m=1}^M (\tau_{[m]} - \tau)^2 / (M - 1)$ . We can construct a conservative Wald-type confidence interval as  $(\hat{\tau} - z_{1-\alpha/2} \hat{\sigma}_{\text{pair}} / \sqrt{n}, \hat{\tau} + z_{1-\alpha/2} \hat{\sigma}_{\text{pair}} / \sqrt{n})$  based on the asymptotic normality. To improve the finite-sample performance, we propose a causal bootstrap based on the constant-treatment-effect imputation as follows:

**1. Constant-treatment-effect imputation:** In each pair  $m = 1, \dots, M$ , for  $i = 1, 2$ , let

$$Y_{[m]i}^{\text{imp}}(0) = \begin{cases} Y_{[m]i} & \text{if } Z_{[m]i} = 0 \\ Y_{[m]i} - \Delta & \text{if } Z_{[m]i} = 1 \end{cases}, \quad Y_{[m]i}^{\text{imp}}(1) = \begin{cases} Y_{[m]i} + \Delta & \text{if } Z_{[m]i} = 0 \\ Y_{[m]i} & \text{if } Z_{[m]i} = 1 \end{cases},$$

where  $\Delta = \hat{\tau}$ . The bootstrap version of ATE is  $\tau^* = n^{-1} \sum_{m=1}^M \sum_{i=1}^2 \{Y_{[m]i}^{\text{imp}}(1) - Y_{[m]i}^{\text{imp}}(0)\}$ .

**2. Assignments resampling:** Use actual paired randomization procedure to generate treatment assignments  $Z_{[m]i}^*$ ,  $* = 1, \dots, B$ . Obtain the bootstrap version of observed outcome  $Y_{[m]i}^* = Z_{[m]i}^* Y_{[m]i}^{\text{imp}}(1) + (1 - Z_{[m]i}^*) Y_{[m]i}^{\text{imp}}(0)$ .

**3. Calculate the pivotal statistics:** Calculate the bootstrap versions of ATE estimator  $\hat{\tau}^*$ , variance estimator  $(\hat{\sigma}_{\text{pair}}^*)^2$ , and  $t$ -statistics  $T_{\text{pair}}^* = \sqrt{n}(\hat{\tau}^* - \tau^*) / \hat{\sigma}_{\text{pair}}^*$ ,  $* = 1, \dots, B$ , with  $\{Y_{[m]1}, Y_{[m]2}\}_{m=1}^M$  replaced by  $\{Y_{[m]1}^*, Y_{[m]2}^*\}_{m=1}^M$ .

**4. Construct the confidence interval:** Construct a two-sided  $1 - \alpha$  confidence interval for  $\tau$ :  $(\hat{\tau} - \hat{\sigma}_{\text{pair}} q_{1-\alpha/2}^* / \sqrt{n}, \hat{\tau} + \hat{\sigma}_{\text{pair}} q_{\alpha/2}^* / \sqrt{n})$ , where  $q_{1-\alpha/2}^*$  and  $q_{\alpha/2}^*$  are the upper and lower  $\alpha/2$  quantiles of the empirical distribution of  $\{T_{\text{pair}}^*\}_{*=1}^B$ .

The following theorem confirms that the causal bootstrap based on constant-treatment-effect imputation could serve as a conservative approximation for the true distribution of  $\sqrt{n}(\hat{\tau} - \tau)/\hat{\sigma}_{\text{pair}}$ .

**Condition 7.** (i) *There exists  $L > 0$  independent of  $n$ , such that  $\sup_n [n^{-1} \sum_{i=1}^n \{Y_i(z)\}^4] \leq L$  for  $z = 0, 1$ .* (ii) *As  $n \rightarrow \infty$ ,  $\sigma_{\text{pair}}^2$  and  $E(\hat{\tau} - \Delta)^2$  tends to a positive finite limit.*

Condition 7(i) assume bounded fourth moments for the potential outcomes, a condition also used in Wu and Ding (2021) for stratified randomized experiments. Condition 7(ii) is analogous to Condition 4(ii), ensuring the regularity of the bootstrap variance.

**Theorem 5** (Bootstrap CLT). *Under Conditions 1, 3 and 7, we have  $\sqrt{n}(\hat{\tau}^* - \tau^*)/\hat{\sigma}_{\text{pair}}^*$  |  $\{(Y_{[m]1}, Y_{[m]2}, Z_{[m]1}, Z_{[m]2})\}_{m=1}^M \xrightarrow{d} \mathcal{N}(0, 1)$  holds in probability.*

By Theorem 5, the asymptotic coverage rate of the confidence interval constructed by the causal bootstrap is no less than  $1 - \alpha$ . Although we generate bootstrap samples based on constant treatment effect imputation, the true potential outcomes do not need to satisfy the constant treatment effect assumption to ensure the theoretical validity of the bootstrap method. We achieve this by utilizing the pivotal statistic  $T_{\text{pair}}^* = \sqrt{n}(\hat{\tau}^* - \tau^*)/\hat{\sigma}_{\text{pair}}^*$  for the bootstrap. The use of pivotal or studentized statistics is crucial in design-based finite-population causal inference (Cohen and Fogarty, 2022). Ding (2017) found that Fisher randomization tests based on the sharp null hypothesis  $H_0 : Y_i(1) = Y_i(0)$  can generally be anti-conservative for testing the weak null  $H_0 : \tau = 0$ . However, Wu and Ding (2021) proved that as long as a studentized statistic is used, Fisher randomization tests are also asymptotically valid for testing the weak null. Theorem 5 holds not only for  $\Delta = \hat{\tau}$ , but also for a general choice of  $\Delta$ . We set  $\Delta = \hat{\tau}$  based on the plug-in principle of using sample estimates to replace unknown population parameters. Additionally, we observe that both the normal and causal bootstrap methods exhibit the same convergence rate under

the second-order Edgeworth expansion; further details can be found in the Supplementary Materials.

## 6 Simulation

### 6.1 Stratified Randomized Experiments

In this section, we assess the finite-sample performance of the proposed methods in stratified randomized experiments. We first examine the sharp variance estimator. Then, we compare three inference approaches: the normal approximation with the Neyman-type variance estimator (Neyman+Normal), the normal approximation with the sharp variance estimator (Sharp+Normal), and the causal bootstrap based on rank-preserving imputation with the sharp variance estimator (Sharp+Bootstrap).

Our data-generating process (DGP) involves three aspects: stratum configurations, the proportion of treated units, and the relationship between  $Y_i(0)$  and  $Y_i(1)$ . For the stratum configurations, we consider the number of strata  $M = 10$  or  $20$  and the stratum size  $n_{[m]} = 10$  or  $40$ . For the proportion of treated units (i.e., propensity scores), we consider scenarios involving equal or unequal propensity scores across strata. In scenarios with equal propensity scores, we set  $\rho_{[m]} = 0.5$  for all strata. In scenarios with unequal propensity scores, we set  $\rho_{[m]} = 0.4$  for the first half of the strata and  $\rho_{[m]} = 0.6$  for the second half. For the potential outcome distributions, we consider four cases:

**Case 1 (Additive):**  $Y_i(1)$  is generated from  $\text{Gamma}(1, 1)$  independently and  $Y_i(0) = Y_i(1)$  for  $i = 1, \dots, n$ . In this case, the treatment effects are additive, and  $Y_i(1)$  and  $Y_i(0)$  are co-monotonic. Thus, both  $\hat{\sigma}_N^2$  and  $\hat{\sigma}_S^2$  are consistent.

**Case 2 (Co-monotonic):** Both  $Y_i(1)$  and  $Y_i(0)$  are generated from  $\text{Gamma}(1, 1)$

independently. Then, we sort  $Y_i(1)$  and  $Y_i(0)$  such that  $Y_i(1)$  and  $Y_i(0)$  are co-monotonic. In this case,  $\hat{\sigma}_N^2$  is conservative, whereas  $\hat{\sigma}_S^2$  is consistent.

**Case 3 (Dependent):**  $Y_i(1)$  is generated from  $\text{Gamma}(1, 1)$  independently and  $Y_i(0) = Y_i(1) + \varepsilon_i$ , where  $\varepsilon_i \sim \mathcal{N}(0, 0.5^2)$ . In this case, both  $\hat{\sigma}_N^2$  and  $\hat{\sigma}_S^2$  are conservative.

**Case 4 (Independent):** Both  $Y_i(1)$  and  $Y_i(0)$  are generated from  $\text{Gamma}(1, 1)$  independently. In this case, both  $\hat{\sigma}_N^2$  and  $\hat{\sigma}_S^2$  are conservative.

Since we consider the design-based inference, potential outcomes are generated once and kept fixed. The randomness solely comes from the treatment assignments, which are generated for 1000 replications.

Table 2: Square root of the ratio between the sharp variance estimator and the true variance.

			Case 1	Case 2	Case 3	Case 4
			(Additive)	(Co-monotonic)	(Dependent)	(Independent)
$\rho_{[m]}$	$M$	$n_{[m]}$	$\hat{\sigma}_S/\sigma$	$\hat{\sigma}_S/\sigma$	$\hat{\sigma}_S/\sigma$	$\hat{\sigma}_S/\sigma$
Equal	10	10	0.89	0.92	0.91	1.17
	10	40	0.96	0.96	0.98	1.37
	20	10	0.89	0.92	0.90	1.17
	20	40	0.96	0.96	0.98	1.36
Unequal	10	10	0.88	0.91	0.89	1.14
	10	40	0.96	0.96	0.97	1.35
	20	10	0.88	0.92	0.89	1.14
	20	40	0.95	0.96	0.98	1.33

Note: The reported values are the simulated ratios based on 1000 replications.

Table 2 shows the square root of the ratio between the sharp variance estimator and the true variance. In cases 1 and 2, where potential outcomes are co-monotonic, the asymptotic theory suggests that the sharp variance estimator  $\hat{\sigma}_S^2$  should be consistent with the true variance  $\sigma^2$ . However,  $\hat{\sigma}_S^2$  tends to underestimate  $\sigma^2$ , which possibly arises from the non-linearity of the functional  $V$  (Imbens and Menzel, 2021). In cases 3 and 4, the asymptotic theory suggests that the sharp variance estimator  $\hat{\sigma}_S^2$  should be conservative. In finite samples,  $\hat{\sigma}_S^2$  is conservative in case 4, while in case 3, it tends to underestimate  $\sigma^2$ , especially with smaller sample sizes. Underestimating the variance may result in under-coverage of confidence intervals based on normal approximation. Fortunately, this issue could be resolved by combining the sharp variance estimator with the causal bootstrap.

Table 3 shows the simulation results on the empirical coverage probability and mean confidence interval length of 95% confidence intervals for scenarios with equal propensity scores. The results for scenarios with unequal propensity scores are similar and relegated to Supplementary Materials. In all cases, both N+N and S+B consistently attain a nominal coverage of 95%, with N+N being more conservative than S+B. S+N demonstrates under-coverage in most scenarios, except for case 4, where S+N exhibits a conservative behavior. In all cases, S+B achieves a reduction in interval length up to 8.7% compared to the conventional N+N approach, demonstrating a noteworthy efficiency gain. In large sample sizes, S+B and N+N exhibit equivalent performance. In case 4, S+N reduces the interval length by up to 11.4% compared to N+N.

Overall, the simulation results confirm the refinement of the causal bootstrap in asymptotic theory. Therefore, in stratified randomized experiments, we recommend the use of the causal bootstrap based on rank-preserving imputation, in conjunction with the sharp variance estimator, for its robust and efficient performance.

Table 3: Simulation results for equal propensity scores.

			Case 1		Case 2		Case 3		Case 4	
			(Additive)		(Co-monotonic)		(Dependent)		(Independent)	
$M$	$n_{[m]}$	Method	Cover	Length	Cover	Length	Cover	Length	Cover	Length
10	10	N+N	0.955	0.781	0.961	0.695	0.954	0.976	0.993	0.691
		S+N	0.925	0.694	0.925	0.597	0.917	0.867	0.978	0.615
		S+B	0.950	0.766	0.943	0.655	0.946	0.970	0.991	0.680
10	40	N+N	0.950	0.368	0.956	0.386	0.954	0.454	0.997	0.396
		S+N	0.945	0.353	0.945	0.366	0.943	0.433	0.994	0.381
		S+B	0.947	0.365	0.946	0.378	0.949	0.448	0.996	0.395
20	10	N+N	0.954	0.490	0.969	0.523	0.948	0.652	0.992	0.524
		S+N	0.927	0.436	0.918	0.444	0.925	0.573	0.979	0.465
		S+B	0.948	0.475	0.943	0.478	0.940	0.624	0.988	0.506
20	40	N+N	0.957	0.281	0.964	0.278	0.957	0.305	0.995	0.283
		S+N	0.950	0.269	0.953	0.262	0.948	0.291	0.995	0.271
		S+B	0.956	0.277	0.957	0.271	0.950	0.300	0.995	0.280

Note: Cover, empirical coverage probability of 95% confidence interval; Length, mean confidence interval length. N+N is short for Neyman+Normal; S+N is short for Sharp+Normal; S+B is short for Sharp+Bootstrap.

## 6.2 Paired Experiments

In this section, we assess the finite-sample performance of the proposed methods in paired experiments. We compare two inference approaches: the normal approximation (Normal) and the causal bootstrap based on constant-treatment-effect imputation (Bootstrap).

Our data-generating process (DGP) involves three aspects: sample size, the distribution of potential outcomes, and the relationship between  $Y_i(0)$  and  $Y_i(1)$ . We set the number of pairs  $M$  to range from 30 to 100. We generate  $Y_i(1)$  from a Gamma distribution  $\text{Gamma}(1/10, 10)$  or a Normal distribution  $\mathcal{N}(0, 1)$  independently. We also consider the uniform and Pareto distributions and the results are relegated to the Supplementary Materials. We consider two cases of the relationship between  $Y_i(0)$  and  $Y_i(1)$ :

**Case 1 (Additive):**  $Y_i(0) = Y_i(1)$  for  $i = 1, \dots, n$ , and the estimated variance  $\hat{\sigma}_{\text{pair}}^2$  is both unbiased and consistent.

**Case 2 (Independent):**  $Y_i(0)$  is generated from the same distribution but independent of  $Y_i(1)$ . In this case, the variance estimator  $\hat{\sigma}_{\text{pair}}^2$  is conservative.

Table 4 shows that in all cases, both the normal approximation and the causal bootstrap achieve the nominal coverage of 95%. When potential outcomes are generated from the heavy-tailed Gamma distribution, the causal bootstrap could reduce the interval length by 1.8%–8.9% compared to the normal approximation. When potential outcomes are generated from the normal distribution, there is no advantage for the causal bootstrap compared to the normal approximation. Overall, when outliers are present or the distribution of outcomes deviates significantly from the normal distribution, we recommend using the causal bootstrap for efficiency gains compared to the normal approximation. In practical applications, we can use density plots and quantile-quantile (Q-Q) plots to identify outliers and assess the non-normality of the observed outcomes before choosing the inference methods. We provide a real data analysis to illustrate this idea in the following section.

Table 4: Simulation results in paired experiments.

		Gamma				Normal			
		Case 1		Case 2		Case 1		Case 2	
		(Additive)		(Independent)		(Additive)		(Independent)	
$M$	Method	Cover	Length	Cover	Length	Cover	Length	Cover	Length
30	Neyman	0.975	1.930	0.990	3.985	0.940	0.753	0.989	0.992
	Bootstrap	0.961	1.762	0.981	3.689	0.952	0.789	0.994	1.034
40	Neyman	0.966	1.595	0.991	2.989	0.937	0.629	0.987	0.869
	Bootstrap	0.952	1.531	0.980	2.738	0.946	0.649	0.989	0.896
50	Neyman	0.983	2.355	0.992	2.527	0.956	0.632	0.982	0.735
	Bootstrap	0.963	2.175	0.983	2.391	0.961	0.649	0.986	0.753
60	Neyman	0.954	3.103	0.995	2.161	0.949	0.630	0.987	0.696
	Bootstrap	0.950	3.037	0.987	2.059	0.957	0.644	0.989	0.710
70	Neyman	0.954	2.667	0.987	2.123	0.950	0.602	0.986	0.623
	Bootstrap	0.949	2.603	0.978	2.054	0.952	0.613	0.988	0.633
80	Neyman	0.958	2.336	0.991	1.917	0.941	0.569	0.991	0.607
	Bootstrap	0.945	2.274	0.986	1.870	0.946	0.577	0.991	0.616
90	Neyman	0.964	2.098	0.995	1.791	0.945	0.540	0.993	0.556
	Bootstrap	0.956	2.041	0.993	1.759	0.945	0.547	0.996	0.563
100	Neyman	0.952	1.922	0.995	1.625	0.936	0.507	0.990	0.531
	Bootstrap	0.945	1.873	0.992	1.595	0.948	0.513	0.991	0.538

Note: Cover, empirical coverage probability of 95% confidence interval; Length, mean confidence interval length. Normal is short for the normal approximation and Bootstrap is short for the causal bootstrap based on sharp null imputation.



## 7 Real Data Analysis

### 7.1 A Clinical Trial for Cannabis Cessation

In this section, we apply the causal bootstrap method based on rank-preserving imputation in a stratified randomized experiment. This experiment aimed to evaluate the effect of N-acetylcysteine (NAC) versus placebo (PBO) on cannabis cessation ([McClure et al., 2014](#)). Participants were stratified by site and self-reported tobacco smoking status, resulting in a total of  $M = 7$  strata. After excluding 38 individuals with missing outcomes and 2 individuals with extreme outcomes, there were  $n = 214$  participants. Of these participants, 111 were assigned to the treatment group, while 113 were assigned to the control group. The primary outcome is the creatinine-normalized tetrahydrocannabinol level, which is the ratio of the cannabinoid level to the urine creatinine level and is typically regarded as a quantitative measure of marijuana metabolites ([Huestis and Cone, 1998](#); [Schwilke et al., 2011](#)). Figure 1 shows that the distribution of this outcome is skewed.

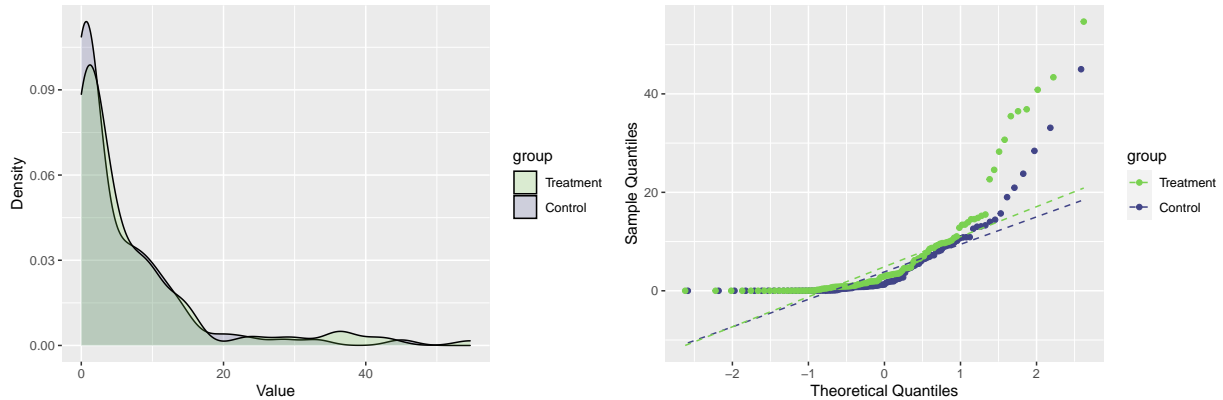


Figure 1: Density plot and Q-Q plot for the outcomes from the clinical trial for cannabis cessation.

We use three methods to construct 95% confidence intervals for the ATE: the normal approximation with the Neyman-type variance estimator (Neyman+Normal), the normal ap-

proximation with the sharp variance estimator (Sharp+Normal), and the causal bootstrap based on rank-preserving imputation with the sharp variance estimator (Sharp+Bootstrap). The resulting intervals are  $(-0.56, 4.27)$ ,  $(-0.33, 4.04)$ , and  $(-0.30, 4.11)$ , respectively. All these confidence intervals contain 0, indicating insufficient evidence to support the claim that NAC can improve cannabis cessation. Compared to Neyman+Normal, Sharp+Normal and Sharp+Bootstrap reduce the interval length by 9.4% and 8.8%, respectively, demonstrating that the proposed methods can improve inference efficiency in this dataset.

To evaluate the repeated sampling performance of the proposed methods, we impute the counterfactual outcomes to generate semi-synthetic datasets, and then compare the performance of these three methods through simulation. In stratum  $m$ , we impute the counterfactual potential outcomes under treatment and control by normal distributions  $\mathcal{N}\{\bar{Y}_{[m]z}, s_{[m]Y(z)}^2\}$ , where  $z = 1, 0$ , respectively. We then conduct stratified randomized experiments and apply Neyman+Normal, Sharp+Normal, and Sharp+Bootstrap to construct 95% confidence intervals. The empirical coverage probabilities are 0.992, 0.973, and 0.977, respectively. The mean confidence interval lengths are 4.88, 4.33, and 4.53, respectively. All three methods reach the nominal confidence level of 95%. Compared to Neyman+Normal, Sharp+Normal and Sharp+Bootstrap shorten the confidence interval lengths by 11.3% and 7.1%, respectively.

## 7.2 A Public Health Field Experiment in Mexico

In this section, we apply the causal bootstrap based on constant-treatment-effect imputation in a paired cluster experiment conducted in Mexico (King et al., 2007). This experiment aims to investigate the effect of universal health insurance program on out-of-pocket health-care expenses. We examine the treatment effect at the cluster level, treating each

cluster as a unit. The clusters were paired based on pre-treatment characteristics, including census demographics, poverty, education, and health infrastructure, resulting in a total of  $M = 50$  pairs. In each pair, one cluster is randomized to the treatment group, which was encouraged to enroll in the universal health insurance program, Seguro Popular de Salud (SPS), while another cluster is assigned to the control group, which did not receive such encouragement. The primary outcome is the mean out-of-pocket healthcare expenses in the cluster. Figure 2 demonstrates that the distribution of the outcome is skewed and contains outliers.

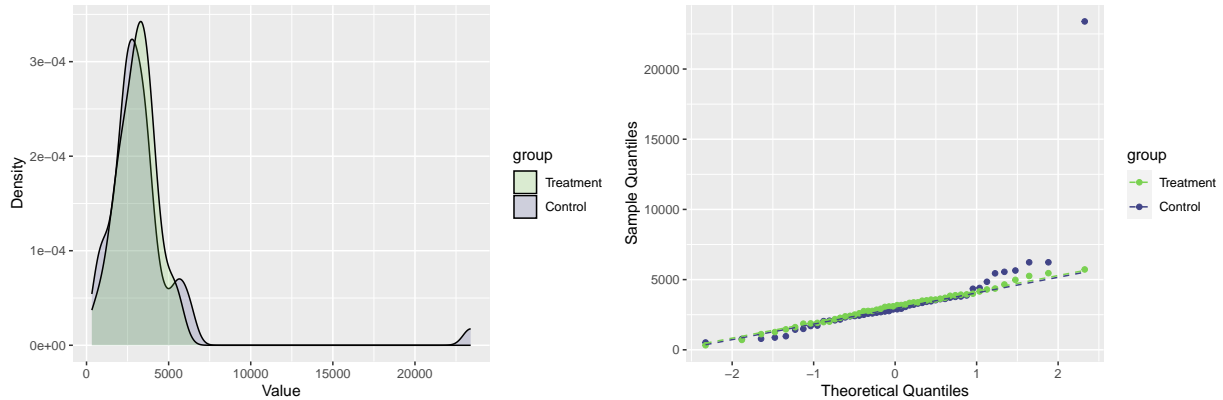


Figure 2: Density plot and Q-Q plot for the outcomes from the public health field experiment in Mexico.

We utilize both the normal approximation and the causal bootstrap to construct 95% confidence intervals, yielding  $(-1232, 561)$  and  $(-1089, 416)$ , respectively. Both methods indicate that there is no significant evidence to demonstrate the effect of the universal health insurance program on out-of-pocket healthcare expenses. Compared to the normal approximation, the causal bootstrap reduces the interval length by 16.1%, showcasing an improvement in inference efficiency.

We assess the repeated sampling performance of the proposed methods by generating a semi-synthetic dataset and conducting simulations. The imputed population is gener-

ated based on the observed outcomes with a normal distribution. Specifically, within the  $m$ th pair,  $Y_{[m]1}^{\text{imp}}(1) = Z_{[m]1}Y_{[m]1} + (1 - Z_{[m]1})Y_{[m]2}$ ,  $Y_{[m]2}^{\text{imp}}(1) \sim \max[\mathcal{N}\{Y_{[m]1}^{\text{imp}}(1), s_{Y(1)}^2\}, 0]$ ,  $Y_{[m]2}^{\text{imp}}(0) = (1 - Z_{[m]1})Y_{[m]1} + Z_{[m]1}Y_{[m]2}$  and  $Y_{[m]1}^{\text{imp}}(0) \sim \max[\mathcal{N}\{Y_{[m]2}^{\text{imp}}(0), s_{Y(0)}^2\}, 0]$ , where  $s_{Y(z)}^2$  is calculated with the observed outcomes of all strata in respective groups. This imputation method ensures that the potential outcomes are all non-negative, based on the non-negativity of medical expenses. We conduct 1000 simulations on this semi-synthetic dataset and apply both the normal approximation method and the causal bootstrap method to construct 95% confidence intervals. Both the empirical coverage probabilities exceed 0.95, and the mean interval lengths are 1953 and 1810, respectively. In comparison to the normal approximation, the causal bootstrap reduces the interval length by 7.3%.

## 8 Discussion

In this paper, we propose a sharp variance estimator and two causal bootstrap procedures in stratified randomized experiments. The first causal bootstrap method is based on rank-preserving imputation, featuring a second-order refinement over the normal approximation when there are at least two treated units and two control units in each stratum. The second causal bootstrap method is based on constant-treatment-effect imputation, making it applicable to paired experiments. Numerical results show that the proposed methods have significant advantages compared to the normal approximation with a Neyman-type variance estimator in the presence of outliers or non-normality.

By leveraging covariate information, [Wang et al. \(2024\)](#) obtained a tighter sharp bound for the variance of the ATE estimator in completely randomized experiments. Investigating the development of a sharp variance estimator and causal bootstrap procedure in the presence of covariates represents a promising avenue for future research.

# Supplementary Material

The Supplementary Material provides proofs and additional simulation results.

## References

- Abadie, A., Athey, S., Imbens, G. W., and Wooldridge, J. M. (2020). Sampling-based versus design-based uncertainty in regression analysis. *Econometrica*, 88(1):265–296.
- Aronow, P. M., Green, D. P., and Lee, D. K. K. (2014). Sharp bounds on the variance in randomized experiments. *Annals of Statistics*, 42(3):850–871.
- Athey, S. and Imbens, G. W. (2017). The econometrics of randomized experiments. In *Handbook of Economic Field Experiments*, volume 1, pages 73–140. Elsevier.
- Babu, G. J. and Singh, K. (1985). Edgeworth expansions for sampling without replacement from finite populations. *Journal of Multivariate Analysis*, 17(3):261–278.
- Bind, M.-A. and Rubin, D. (2020). When possible, report a fisher-exact p value and display its underlying null randomization distribution. *Proceedings of the National Academy of Sciences*, 117(32):19151–19158.
- Bobkov, S. G. (2004). Concentration of normalized sums and a central limit theorem for noncorrelated random variables. *Annals of Probability*, 32(4):2884–2907.
- Cohen, P. L. and Fogarty, C. B. (2022). Gaussian pre pivoting for finite population causal inference. *Journal of the Royal Statistical Society Series B: Statistical Methodology*, 84(2):295–320.

- Ding, P. (2017). A paradox from randomization-based causal inference. *Statistical science*, 32(3):331–345.
- Efron, B. (1979). Bootstrap methods: Another look at the jackknife. *Annals of Statistics*, 7(1):1–26.
- Fisher, R. A. (1926). The arrangement of field experiments. *Journal of the Ministry of Agriculture*, 33:503–513.
- Fogarty, C. B. (2018). Regression-assisted inference for the average treatment effect in paired experiments. *Biometrika*, 105(4):994–1000.
- Hall, P. (2013). *The bootstrap and Edgeworth expansion*. Springer Science & Business Media.
- Huestis, M. A. and Cone, E. J. (1998). Differentiating new marijuana use from residual drug excretion in occasional marijuana users. *Journal of analytical toxicology*, 22(6):445–454.
- Imai, K. (2008). Variance identification and efficiency analysis in randomized experiments under the matched-pair design. *Statistics in Medicine*, 27(24):4857–4873.
- Imai, K., King, G., and Stuart, E. A. (2008). Misunderstandings between experimentalists and observationalists about causal inference. *Journal of the Royal Statistical Society Series A: Statistics in Society*, 171(2):481–502.
- Imbens, G. and Menzel, K. (2021). A causal bootstrap. *Annals of Statistics*, 49(3):1460–1488.
- Imbens, G. W. and Rubin, D. B. (2015). *Causal Inference for Statistics, Social, and Biomedical Sciences: An Introduction*. New York: Cambridge University Press.

- King, G., Gakidou, E., Ravishankar, N., Moore, R. T., Lakin, J., Vargas, M., Téllez-Rojo, M. M., Hernández Ávila, J. E., Ávila, M. H., and Llamas, H. H. (2007). A “politically robust” experimental design for public policy evaluation, with application to the mexican universal health insurance program. *Journal of Policy Analysis and Management*, 26(3):479–506.
- Li, X. and Ding, P. (2017). General forms of finite population central limit theorems with applications to causal inference. *Journal of the American Statistical Association*, 112(520):1759–1769.
- Liu, H. and Yang, Y. (2020). Regression-adjusted average treatment effect estimates in stratified randomized experiments. *Biometrika*, 107(4):935–948.
- McClure, E. A., Sonne, S. C., Winhusen, T., Carroll, K. M., Ghitza, U. E., McRae-Clark, A. L., Matthews, A. G., Sharma, G., Van Veldhuisen, P., Vandrey, R. G., et al. (2014). Achieving cannabis cessation—evaluating n-acetylcysteine treatment (accent): Design and implementation of a multi-site, randomized controlled study in the national institute on drug abuse clinical trials network. *Contemporary Clinical Trials*, 39(2):211–223.
- Motoyama, H. (2023). Extended glivenko—cantelli theorem for simple random sampling without replacement from a finite population. *Communications in Statistics-Theory and Methods*, pages 1–11.
- Mukerjee, R., Dasgupta, T., and Rubin, D. B. (2018). Using standard tools from finite population sampling to improve causal inference for complex experiments. *Journal of the American Statistical Association*, 113(522):868–881.
- Neyman, J. (1990). On the application of probability theory to agricultural experiments. *Statistical Science*, 5(4):465–472.

- Olken, B. A. (2007). Monitoring corruption: evidence from a field experiment in indonesia. *Journal of Political Economy*, 115(2):200–249.
- Pashley, N. E. and Miratrix, L. W. (2021). Insights on variance estimation for blocked and matched pairs designs. *Journal of Educational and Behavioral Statistics*, 46(3):271–296.
- Rosenberger, W. F., Uschner, D., and Wang, Y. (2019). Randomization: The forgotten component of the randomized clinical trial. *Statistics in medicine*, 38(1):1–12.
- Rubin, D. B. (1974). Estimating causal effects of treatments in randomized and nonrandomized studies. *Journal of Educational Psychology*, 66(5):688.
- Rubin, D. B. (1980). Randomization analysis of experimental data: The fisher randomization test comment. *Journal of the American Statistical Association*, 75(371):591–593.
- Schochet, P. Z., Pashley, N. E., Miratrix, L. W., and Kautz, T. (2022). Design-based ratio estimators and central limit theorems for clustered, blocked rcts. *Journal of the American Statistical Association*, 117(540):2135–2146.
- Schwilke, E. W., Gullberg, R. G., Darwin, W. D., Chiang, C. N., Cadet, J. L., Gorelick, D. A., Pope, H. G., and Huestis, M. A. (2011). Differentiating new cannabis use from residual urinary cannabinoid excretion in chronic, daily cannabis users. *Addiction*, 106(3):499–506.
- Wang, R., Wang, Q., Miao, W., and Zhou, X. (2024). Sharp bounds for variance of treatment effect estimators in the finite population in the presence of covariates. *Statistica Sinica*. in press.
- Wang, X., Wang, T., and Liu, H. (2023). Rerandomization in stratified randomized experiments. *Journal of the American Statistical Association*, 118(542):1295–1304.



- Wang, Z., Peng, L., and Kim, J. K. (2022). Bootstrap inference for the finite population mean under complex sampling designs. *Journal of the Royal Statistical Society Series B: Statistical Methodology*, 84(4):1150–1174.
- Wu, J. and Ding, P. (2021). Randomization tests for weak null hypotheses in randomized experiments. *Journal of the American Statistical Association*, 116(536):1898–1913.

# Supplementary Materials

The Supplementary Materials is organized as follows. Appendix [A](#) provides the second-order asymptotic properties of the bootstrap based on constant-treatment-effect imputation. Appendix [B](#) provides the additional simulation results. Appendix [C](#) provides the proofs for the main results.

## A Second-order Asymptotic Validity of Causal Bootstrap Based on Constant-treatment-effect Imputation

We derive the Edgeworth expansion for the scaled  $t$ -statistics  $T_{\text{pair}} = (\sigma_{\text{pair}}/\sigma)\sqrt{n}(\hat{\tau} - \tau)/\hat{\sigma}_{\text{pair}}$  in the following theorem.

**Theorem S1** (Edgeworth expansion). *Under Conditions [1](#), [3](#), [5](#), and [7](#), as  $n \rightarrow \infty$ ,  $T_{\text{pair}}$  has an Edgeworth expansion:*

$$\text{pr}(T_{\text{pair}} \leq t) = \Phi(t) + \frac{\sqrt{n}}{2} E \left( \frac{\hat{\tau} - \tau}{\sigma} \frac{\hat{\sigma}_{\text{pair}}^2 - \sigma_{\text{pair}}^2}{\sigma_{\text{pair}}^2} \right) t^2 \phi(t) - \frac{n^{3/2} E(\hat{\tau} - \tau)^3}{6\sigma^3} (t^2 - 1) \phi(t) + o(n^{-1/2}).$$

Based on the Edgeworth expansion, we obtain the following second-order results for the causal bootstrap based on constant-treatment-effect imputation.

**Theorem S2** (Second-order asymptotic). *Suppose that Conditions [1](#), [3](#), [5](#), and [7](#) hold and  $M^{-1} \sum_{m=1}^M (\tau_{[m]} - \tau)^2 \rightarrow 0$ . Then, as  $n \rightarrow \infty$ ,  $\sup_{t \in \mathbb{R}} |\text{pr}(T_{\text{pair}} \leq t) - \Phi(t)| = o(n^{-1/2})$ ,  $\sup_{t \in \mathbb{R}} |\text{pr}(T_{\text{pair}} \leq t) - \text{pr}^*(T_{\text{pair}}^* \leq t)| = o_P(n^{-1/2})$ , where  $\text{pr}^*$  denotes the conditional probability induced by the bootstrap assignments  $Z_{[m]1}^*$  given  $\{(Y_{[m]1}, Y_{[m]2}, Z_{[m]1})\}_{m=1}^M$ .*

The condition  $M^{-1} \sum_{m=1}^M (\tau_{[m]} - \tau)^2 \rightarrow 0$  is a mild assumption that ensures the average treatment effect is not too variable across pairs, which is commonly used in bootstrap methods (Liu, 1988). In pair experiments, normal approximation has achieved a convergence rate of  $o(n^{-1/2})$ . Thus, Theorem S2 shows no difference in convergence rates between normal approximation and causal bootstrap based on constant-treatment-effect imputation. However, numerical results presented in Sections 6 and 7 in the main text and Section B.2 below show that the causal bootstrap based on constant-treatment-effect imputation can be superior to the normal approximation when the distribution of potential outcomes is heavy-tailed or far away from normal. The theoretical justification is left for future work.

## B Additional Simulation Results

### B.1 Additional Simulation Results for Stratified Randomized Experiments

Table S1 shows the simulation results for the cases with unequal propensity scores. The conclusions are similar to those in the main text.

### B.2 Additional Simulation Results for Paired Experiments

Additional simulations in paired experiments shown in Table S2 are conducted by generating potential outcomes from  $\text{Unif}(-1, 1)$  and  $\text{Pareto}(1, 1)$ , respectively. The Pareto distribution is a probability distribution that follows the Pareto principle—often referred to as the “80/20 rule”—where, for many events, roughly 80% of the effects come from 20% of the causes. It is heavy-tailed and is used in various fields to describe distributions of wealth, sizes of cities, stock price fluctuations, and other phenomena that follow a similar

Table S1: Simulation results for unequal propensity scores.

		Case 1			Case 2		Case 3		Case 4	
		(Additive)			(Co-monotonic)		(Dependent)		(Independent)	
$M$	$n_{[m]}$	Method	Cover	Length	Cover	Length	Cover	Length	Cover	Length
10	10	N+N	0.954	0.796	0.965	0.712	0.939	0.982	0.981	0.720
		S+N	0.928	0.703	0.912	0.606	0.908	0.859	0.971	0.639
		S+B	0.949	0.783	0.946	0.666	0.937	0.971	0.981	0.711
10	40	N+N	0.947	0.375	0.961	0.395	0.957	0.464	0.996	0.401
		S+N	0.932	0.360	0.948	0.374	0.942	0.441	0.993	0.384
		S+B	0.944	0.372	0.953	0.387	0.945	0.457	0.992	0.398
20	10	N+N	0.942	0.499	0.960	0.549	0.951	0.664	0.986	0.536
		S+N	0.907	0.442	0.921	0.468	0.920	0.577	0.975	0.471
		S+B	0.936	0.484	0.939	0.505	0.935	0.631	0.984	0.514
20	40	N+N	0.950	0.286	0.956	0.285	0.951	0.311	0.993	0.288
		S+N	0.939	0.273	0.943	0.268	0.936	0.296	0.992	0.276
		S+B	0.942	0.282	0.945	0.277	0.940	0.305	0.993	0.285

Note: Cover, empirical coverage probability of 95% confidence interval; Length, mean confidence interval length. N+N is short for Neyman+Normal; S+N is short for Sharp+Normal; S+B is short for Sharp+Bootstrap.

skewed pattern.

Considering the characteristics of the probability density functions for the Uniform and Pareto distributions, we can infer that the uniform distribution lacks outliers due to its constant density across its range. In contrast, the Pareto distribution is more likely to have outliers due to its heavy-tailed property. We can also determine the presence of outliers

Table S2: Additional simulation results in paired experiments.

		Uniform				Pareto			
		Case 1		Case 2		Case 1		Case 2	
		(Additive)		(Independent)		(Additive)		(Independent)	
$M$	Method	Cover	Length	Cover	Length	Cover	Length	Cover	Length
30	Neyman	0.932	0.530	0.988	0.501	1.000	13.853	0.966	14.201
	Bootstrap	0.946	0.553	0.991	0.522	0.968	10.947	0.962	13.589
40	Neyman	0.939	0.488	0.988	0.418	0.942	14.418	0.970	10.684
	Bootstrap	0.946	0.504	0.989	0.431	0.945	14.403	0.966	10.105
50	Neyman	0.944	0.420	0.995	0.399	0.946	11.883	0.979	8.944
	Bootstrap	0.949	0.431	0.996	0.408	0.942	11.882	0.978	8.589
60	Neyman	0.951	0.394	0.997	0.371	0.947	10.216	0.984	7.578
	Bootstrap	0.953	0.403	0.997	0.379	0.945	10.195	0.981	7.280
70	Neyman	0.944	0.363	0.996	0.350	0.948	8.764	0.929	12.778
	Bootstrap	0.949	0.369	0.997	0.356	0.946	8.713	0.921	11.032
80	Neyman	0.944	0.329	0.995	0.328	0.952	7.691	0.931	11.187
	Bootstrap	0.948	0.334	0.995	0.333	0.949	7.626	0.921	9.628
90	Neyman	0.941	0.307	0.995	0.311	0.945	6.874	0.946	10.075
	Bootstrap	0.945	0.311	0.995	0.315	0.934	6.811	0.936	8.732
100	Neyman	0.948	0.282	0.997	0.304	0.943	6.444	0.997	17.497
	Bootstrap	0.954	0.285	0.998	0.308	0.941	6.396	0.989	15.152

Note: Cover, empirical coverage probability of 95% confidence interval; Length, mean confidence interval length. Normal is short for the normal approximation and Bootstrap is short for the causal bootstrap based on sharp null imputation.

by plotting density plots based on the observed data. As an example, Figures S1 illustrate that outliers are virtually non-existent in a Normal distribution or a Uniform distribution, while they are frequently observed in a Gamma distribution or a Pareto distribution.

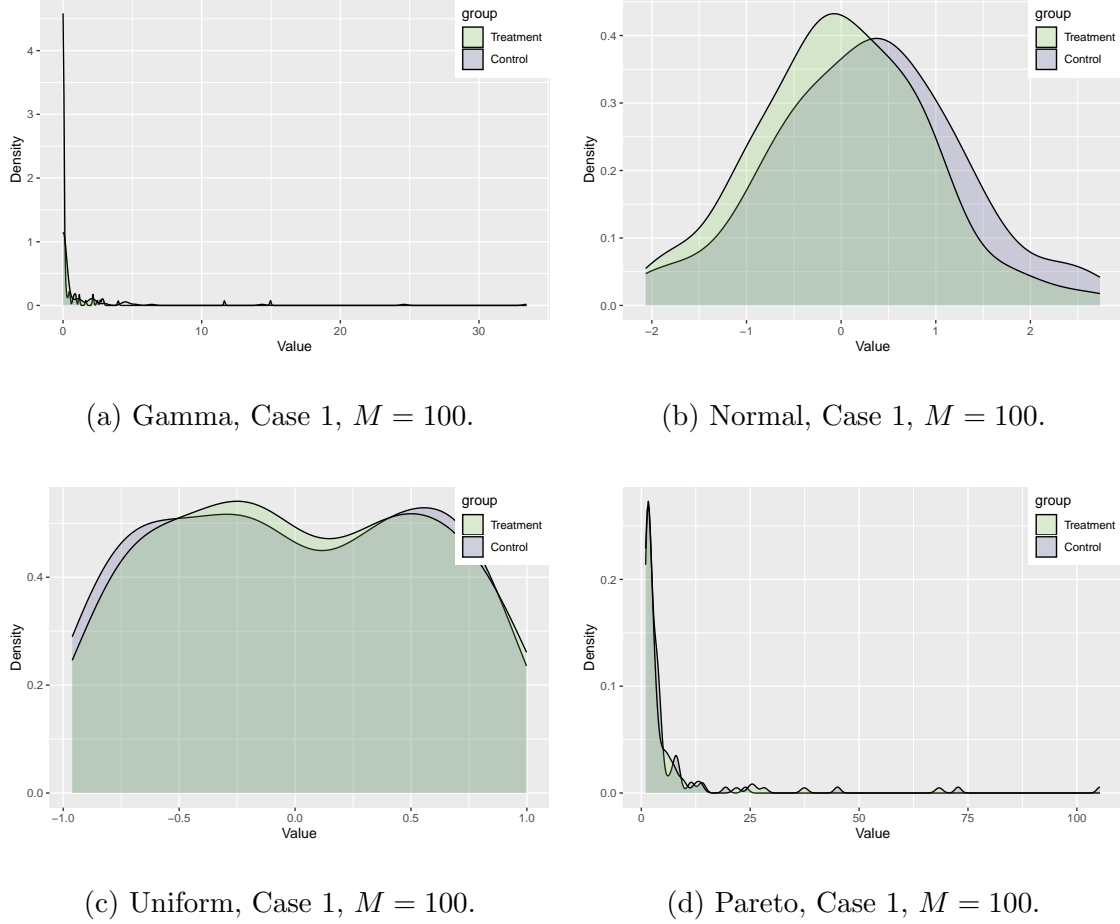
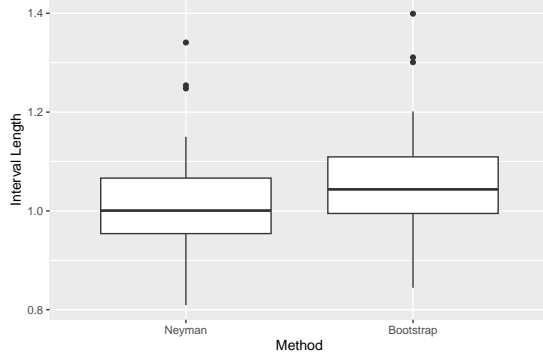


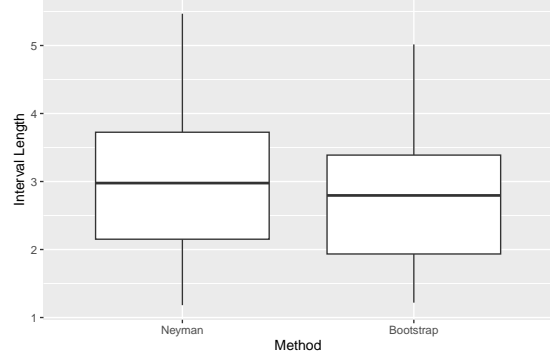
Figure S1: Density plots under different scenarios.

The simulation results indicate that when the potential outcomes are generated from a uniform distribution, the confidence interval lengths obtained by the Neyman method are generally shorter than those obtained by the bootstrap method. Conversely, when the potential outcomes are generated from a Pareto distribution, the confidence interval lengths derived from the Neyman method are typically longer than those from the bootstrap method. Additionally, to mitigate the impact of a single generation of potential

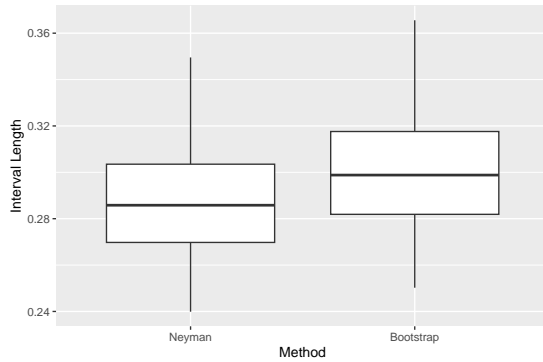
outcomes on the length of the confidence intervals, we replicated the generation process of potential outcomes 50 times, yielding 50 average confidence interval lengths, which have been depicted in boxplot form. Examples of these boxplots are displayed in Figure S2.



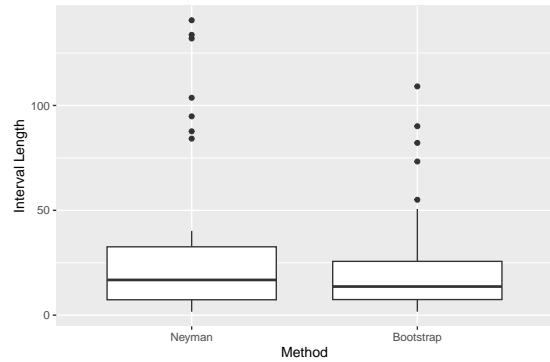
(a) Normal, Case 2,  $M = 30$ .



(b) Gamma, Case 2,  $M = 30$ .



(c) Uniform, Case 2,  $M = 30$ .



(d) Pareto, Case 2,  $M = 30$ .

Figure S2: Boxplots under different scenarios.

Based on the simulation results, we conclude that the performance of the Neyman and bootstrap methods in paired experiments is greatly influenced by the presence of heavy tails or outliers. When heavy tails or outliers are almost absent, the normal approximation for the average treatment effect estimator proves to be relatively accurate, resulting in a strong performance of the Neyman method. However, the presence of heavy tails or outliers can worsen the normal approximation, making the bootstrap method more favorable in

comparison to the Neyman approach. Therefore, when conducting data analysis on paired experiments, we can first assess whether the distributions are heavy-tailed or there are outliers in the data. If heavy tails or outliers are nearly non-existent, we can employ the Neyman method; otherwise, the bootstrap method may be the preferable alternative.

## C Proofs of Main Results

### C.1 Lemma S1 and Proof of Proposition 2

Rewriting Tchen (1980, Theorem 1) or Aronow et al. (2014, Lemma 1) for each stratum, we obtain Lemma S1 below.

**Lemma S1.** *For  $m = 1, \dots, M$ , if there is no other information about the joint distribution of  $\{Y_i(1), Y_i(0)\}$  other than  $G_{[m]}(y)$  and  $F_{[m]}(y)$ , then the bound  $S_{[m]Y(1), Y(0)} \leq S_{[m]Y(1), Y(0)}^U$  is sharp. The equality holds if and only if, for  $i \in [m]$ ,  $\{Y_i(1), Y_i(0)\} \sim \{G_{[m]}^{-1}(U), F_{[m]}^{-1}(U)\}$  for a uniform random variable  $U$  on  $[0, 1]$ , that is,  $Y_i(1)$  and  $Y_i(0)$  are co-monotonic in stratum  $m$ .*

*Proof of Proposition 2.* By applying Lemma S1 in each stratum and summing up all strata, the result follows.  $\square$

### C.2 Proof of Theorem 1

In this section, we first introduce Bobkov's inequality (Bobkov, 2004, Theorem 2.1). Then, we apply Bobkov's inequality to obtain a basic inequality (Lemma S3) for the empirical distribution function under complete randomization, i.e., sampling without replacement. Next, we use the basic inequality to establish concentration inequalities (Theorem S3)



for the empirical distribution functions under stratified randomization. Finally, we prove Theorem 1.

Define a value space for the assignment vector from complete randomization,

$$\mathcal{G} \equiv \left\{ z = (z_1, \dots, z_n) \in \{0, 1\}^n : \sum_{i=1}^n z_i = n_1 \right\}.$$

For  $z \in \mathcal{G}$ , we pick a pair of units  $(i, j)$ , where  $i \in \mathcal{I} \equiv \{i \mid z_i = 1\}$  and  $j \in \mathcal{J} \equiv \{j \mid z_j = 0\}$ .

If we exchange the  $i$ th element and the  $j$ th element of  $z$ , we can obtain a “neighbor” of  $z$ , denoted by  $z^{i,j}$ . For a real-valued function on  $\mathcal{G}$ ,  $f : \mathcal{G} \rightarrow \mathbb{R}$ , define

$$V^f(z) = \sum_{i \in \mathcal{I}} \sum_{j \in \mathcal{J}} \{f(z) - f(z^{i,j})\}^2.$$

**Lemma S2** (Bobkov, 2004). *Suppose that  $P(Z = z) = (n_1!n_0!)/n!$ ,  $z \in \mathcal{G}$ . If there is a constant  $\Sigma^2 \geq 0$  such that  $V^f(z) \leq \Sigma^2$  for all  $z \in \mathcal{G}$ . Then for any  $t \in \mathbb{R}$ , we have*

$$E \exp [t \{f(Z) - Ef(Z)\}] \leq \exp \left( \frac{\Sigma^2 t^2}{n+2} \right).$$

Consider a sequence of real numbers  $\{a_1, \dots, a_n\}$ . For  $z \in \mathcal{G}$ , we apply Bobkov’s inequality with

$$f(z) = \hat{G}(z, y) \equiv \frac{1}{n_1} \sum_{i=1}^n z_i I(a_i \leq y).$$

If  $Z$  is drawn from complete randomization, we have

$$E\{\hat{G}(Z, y)\} = n^{-1} \sum_{i=1}^n I(a_i \leq y) \equiv G(y).$$

**Lemma S3.** *Suppose that  $P(Z = z) = (n_1!n_0!)/n!$ ,  $z \in \mathcal{G}$ . For  $y, t \in \mathbb{R}$ , we have*

$$E \exp \left[ t \left\{ \hat{G}(Z, y) - G(y) \right\} \right] \leq \exp \left\{ \frac{n_0 t^2}{n_1(n+2)} \right\}.$$

*Proof.* For any  $y \in \mathbb{R}$ ,  $z \in \mathcal{G}$ , we have

$$\left| \hat{G}(z, y) - \hat{G}(z^{i,j}, y) \right| = \left| \frac{1}{n_1} \{I(a_i \leq y) - I(a_j \leq y)\} \right| \leq \frac{1}{n_1}.$$

Thus, we have

$$V^f(z) = \sum_{i \in \mathcal{I}} \sum_{j \in \mathcal{J}} \left\{ \hat{G}(z, y) - \hat{G}(z^{i,j}, y) \right\}^2 \leq \sum_{i \in \mathcal{I}} \sum_{j \in \mathcal{J}} \frac{1}{n_1^2} = \frac{n_1 n_0}{n_1^2} = \frac{n_0}{n_1}.$$

The result follows from Lemma S2.  $\square$

Using Lemma S3, we obtain the following concentration inequalities under stratified randomization. They are useful for proving Theorem 1 and also of independent interests under stratified sampling without replacement.

**Theorem S3.** *For any  $\varepsilon > 0$ , we have*

$$\begin{aligned} \text{pr} \left[ \sup_{y \in \mathbb{R}} \sum_{m=1}^M \pi_{[m]} \left\{ \hat{G}_{[m]}(y) - G_{[m]}(y) \right\} \geq \varepsilon \right] &\leq n \exp \left[ -\frac{n\varepsilon^2}{4} \left\{ \sum_{m=1}^M \frac{\pi_{[m]} n_{[m]0} n_{[m]}}{n_{[m]1} (n_{[m]} + 2)} \right\}^{-1} \right], \\ \text{pr} \left[ \sup_{y \in \mathbb{R}} \sum_{m=1}^M \pi_{[m]} \left\{ \hat{F}_{[m]}(y) - F_{[m]}(y) \right\} \geq \varepsilon \right] &\leq n \exp \left[ -\frac{n\varepsilon^2}{4} \left\{ \sum_{m=1}^M \frac{\pi_{[m]} n_{[m]1} n_{[m]}}{n_{[m]0} (n_{[m]} + 2)} \right\}^{-1} \right]. \end{aligned}$$

*Proof of Theorem S3.* For a given  $y \in \mathbb{R}$ , any  $\varepsilon > 0$ , and  $\lambda > 0$ , by Markov's inequality and Lemma S3, we have

$$\begin{aligned} \text{pr} \left[ \sum_{m=1}^M \pi_{[m]} \left\{ \hat{G}_{[m]}(y) - G_{[m]}(y) \right\} \geq \varepsilon \right] &\leq \exp(-\lambda\varepsilon) E \exp \left[ \sum_{m=1}^M \lambda \pi_{[m]} \left\{ \hat{G}_{[m]}(y) - G_{[m]}(y) \right\} \right] \\ &= \exp(-\lambda\varepsilon) \prod_{m=1}^M E \exp \left[ \lambda \pi_{[m]} \left\{ \hat{G}_{[m]}(y) - G_{[m]}(y) \right\} \right] \\ &\leq \exp(-\lambda\varepsilon) \prod_{m=1}^M \exp \left\{ \frac{n_{[m]0} \lambda^2 \pi_{[m]}^2}{n_{[m]1} (n_{[m]} + 2)} \right\} \\ &= \exp(-\lambda\varepsilon) \exp \left\{ \frac{\lambda^2}{n} \sum_{m=1}^M \frac{\pi_{[m]} n_{[m]0} n_{[m]}}{n_{[m]1} (n_{[m]} + 2)} \right\}. \end{aligned}$$

Letting  $\lambda = (n\varepsilon/2)(\sum_{m=1}^M [\pi_{[m]} n_{[m]0} n_{[m]} / \{n_{[m]1} (n_{[m]} + 2)\}])^{-1}$ , we obtain

$$\text{pr} \left[ \sum_{m=1}^M \pi_{[m]} \left\{ \hat{G}_{[m]}(y) - G_{[m]}(y) \right\} \geq \varepsilon \right] \leq \exp \left[ -\frac{n\varepsilon^2}{4} \left\{ \sum_{m=1}^M \frac{\pi_{[m]} n_{[m]0} n_{[m]}}{n_{[m]1} (n_{[m]} + 2)} \right\}^{-1} \right].$$

Since both  $\hat{G}_{[m]}(y)$  and  $G_{[m]}(y)$  are step functions with at most  $n$  jump points, we have

$$\begin{aligned} & \Pr \left[ \sup_y \sum_{m=1}^M \pi_{[m]} \left\{ \hat{G}_{[m]}(y) - G_{[m]}(y) \right\} \geq \varepsilon \right] \\ & \leq \sum_{i=1}^n \Pr \left( \sum_{m=1}^M \pi_{[m]} \left[ \hat{G}_{[m]} \{Y_i(1)\} - G_{[m]} \{Y_i(1)\} \right] \geq \varepsilon \right) \\ & \leq n \exp \left[ -\frac{n\varepsilon^2}{4} \left\{ \sum_{m=1}^M \frac{\pi_{[m]} n_{[m]0} n_{[m]1}}{n_{[m]1} (n_{[m]1} + 2)} \right\}^{-1} \right]. \end{aligned}$$

The result about  $\hat{F}_{[m]}(y)$  follows from similar arguments.  $\square$

We also require a concentration inequality for the weighted sample mean under stratified random sampling without replacement ([Zhu et al., 2021](#)).

**Lemma S4** ([Zhu et al., 2021](#)). *For any  $\epsilon > 0$ , we have*

$$\begin{aligned} \Pr \left[ \sum_{m=1}^M \pi_{[m]} \left\{ \bar{Y}_{[m]1} - \bar{Y}_{[m]}(1) \right\} \geq \epsilon \right] & \leq \exp \left( -\frac{n\epsilon^2}{4\sigma_1^2} \right), \\ \Pr \left[ \sum_{m=1}^M \pi_{[m]} \left\{ \bar{Y}_{[m]0} - \bar{Y}_{[m]}(0) \right\} \geq \epsilon \right] & \leq \exp \left( -\frac{n\epsilon^2}{4\sigma_0^2} \right), \end{aligned}$$

where

$$\begin{aligned} \sigma_1^2 &= \frac{1}{n} \sum_{m=1}^M \sum_{i \in [m]} \{Y_i(1) - \bar{Y}_{[m]}(1)\}^2 / \rho_{[m]}^2, \\ \sigma_0^2 &= \frac{1}{n} \sum_{m=1}^M \sum_{i \in [m]} \{Y_i(0) - \bar{Y}_{[m]}(0)\}^2 / (1 - \rho_{[m]})^2. \end{aligned}$$

Based on the above results, we can prove Theorem [1](#).

*Proof of Theorem [1](#).* By definition,

$$\begin{aligned} \hat{\sigma}_S^2 - \sigma_S^2 &= \sum_{m=1}^M \pi_{[m]} \left\{ \frac{n_{[m]0}}{n_{[m]1}} (s_{[m]Y(1)}^2 - S_{[m]Y(1)}^2) + \frac{n_{[m]1}}{n_{[m]0}} (s_{[m]Y(0)}^2 - S_{[m]Y(0)}^2) \right\} \\ &\quad + 2 \sum_{m=1}^M \pi_{[m]} (s_{[m]Y(1),Y(0)}^U - S_{[m]Y(1),Y(0)}^U). \end{aligned}$$

By [Liu and Yang \(2020, Theorem 1\)](#), under Conditions [1](#), [3](#) and [4](#), we have

$$\sum_{m=1}^M \pi_{[m]} \left\{ \frac{n_{[m]0}}{n_{[m]1}} (s_{[m]Y(1)}^2 - S_{[m]Y(1)}^2) + \frac{n_{[m]1}}{n_{[m]0}} (s_{[m]Y(0)}^2 - S_{[m]Y(0)}^2) \right\} = o_P(1).$$

In the following, we only need to prove

$$\sum_{m=1}^M \pi_{[m]} (s_{[m]Y(1),Y(0)}^U - S_{[m]Y(1),Y(0)}^U) = o_P(1).$$

Define

$$C_n = \max_{z=0,1} \max_{m=1,\dots,M} \max_{i \in [m]} |Y_i(z)|,$$

$$H_{[m]}^U(y_1, y_0) = \min\{G_{[m]}(y_1), F_{[m]}(y_0)\},$$

$$\hat{H}_{[m]}^U(y_1, y_0) = \min\{\hat{G}_{[m]}(y_1), \hat{F}_{[m]}(y_0)\}.$$

By [Lehmann \(1966, Lemma 2\)](#),

$$\begin{aligned} S_{[m]Y(1),Y(0)}^U &= \frac{n_{[m]}}{n_{[m]} - 1} \left\{ \int_{-C_n}^{C_n} \int_{-C_n}^{C_n} H_{[m]}^U(y_1, y_0) dy_1 dy_0 - \int_{-C_n}^{C_n} G_{[m]}(y_1) dy_1 \int_{-C_n}^{C_n} F_{[m]}(y_0) dy_0 \right\}, \\ s_{[m]Y(1),Y(0)}^U &= \frac{n_{[m]}}{n_{[m]} - 1} \left\{ \int_{-C_n}^{C_n} \int_{-C_n}^{C_n} \hat{H}_{[m]}^U(y_1, y_0) dy_1 dy_0 - \int_{-C_n}^{C_n} \hat{G}_{[m]}(y_1) dy_1 \int_{-C_n}^{C_n} \hat{F}_{[m]}(y_0) dy_0 \right\}. \end{aligned}$$

Note that

$$\begin{aligned} &\text{pr} \left[ \left| \sum_{m=1}^M \pi_{[m]} \int_{-C_n}^{C_n} \int_{-C_n}^{C_n} \left\{ \hat{H}_{[m]}^U(y_1, y_0) - H_{[m]}^U(y_1, y_0) \right\} dy_1 dy_0 \right| < \varepsilon \right] \\ &\geq \text{pr} \left\{ \sup_{y_1, y_0} \left| \sum_{m=1}^M \pi_{[m]} \left\{ \hat{H}_{[m]}^U(y_1, y_0) - H_{[m]}^U(y_1, y_0) \right\} \right| < \frac{\varepsilon}{4C_n^2} \right\} \\ &= \text{pr} \left[ \sup_{y_1, y_0} \left| \sum_{m=1}^M \pi_{[m]} \min\left\{ \hat{G}_{[m]}(y_1), \hat{F}_{[m]}(y_0) \right\} - \sum_{m=1}^M \pi_{[m]} \min\left\{ G_{[m]}(y_1), F_{[m]}(y_0) \right\} \right| < \frac{\varepsilon}{4C_n^2} \right] \\ &\geq \text{pr} \left\{ \sup_y \left| \sum_{m=1}^M \pi_{[m]} \left\{ \hat{G}_{[m]}(y) - G_{[m]}(y) \right\} \right| < \frac{\varepsilon}{4C_n^2}, \sup_y \left| \sum_{m=1}^M \pi_{[m]} \left\{ \hat{F}_{[m]}(y) - F_{[m]}(y) \right\} \right| < \frac{\varepsilon}{4C_n^2} \right\} \\ &\geq 1 - \text{pr} \left\{ \sup_y \left| \sum_{m=1}^M \pi_{[m]} \left\{ \hat{G}_{[m]}(y) - G_{[m]}(y) \right\} \right| \geq \frac{\varepsilon}{4C_n^2} \right\} \\ &\quad - \text{pr} \left\{ \sup_y \left| \sum_{m=1}^M \pi_{[m]} \left\{ \hat{F}_{[m]}(y) - F_{[m]}(y) \right\} \right| \geq \frac{\varepsilon}{4C_n^2} \right\}. \end{aligned}$$

Thus, we have

$$\begin{aligned}
& \text{pr} \left[ \left| \sum_{m=1}^M \pi_{[m]} \int_{-C_n}^{C_n} \int_{-C_n}^{C_n} \left\{ \hat{H}_{[m]}^U(y_1, y_0) - H_{[m]}^U(y_1, y_0) \right\} dy_1 dy_0 \right| \geq \varepsilon \right] \\
& \leq \text{pr} \left\{ \sup_y \left| \sum_{m=1}^M \pi_{[m]} \left\{ \hat{G}_{[m]}(y) - G_{[m]}(y) \right\} \right| \geq \frac{\varepsilon}{4C_n^2} \right\} \\
& \quad + \text{pr} \left\{ \sup_y \left| \sum_{m=1}^M \pi_{[m]} \left\{ \hat{F}_{[m]}(y) - F_{[m]}(y) \right\} \right| \geq \frac{\varepsilon}{4C_n^2} \right\}.
\end{aligned}$$

By Theorem S3,

$$\begin{aligned}
& \text{pr} \left[ \sup_y \sum_{m=1}^M \pi_{[m]} \left\{ \hat{G}_{[m]}(y) - G_{[m]}(y) \right\} \geq \frac{\varepsilon}{4C_n^2} \right] \\
& \leq \left( n \exp \left[ -\frac{n\varepsilon^2}{64C_n^4} \left\{ \sum_{m=1}^M \pi_{[m]} \frac{n_{[m]0}n_{[m]}}{n_{[m]1}(n_{[m]}+2)} \right\}^{-1} \right] \right) \\
& = \exp \left[ \log n - \frac{n\varepsilon^2}{64C_n^4} \left\{ \sum_{m=1}^M \pi_{[m]} \frac{n_{[m]0}n_{[m]}}{n_{[m]1}(n_{[m]}+2)} \right\}^{-1} \right] \\
& \leq \exp \left\{ \log n - \frac{n^{\delta/(4+\delta)}\varepsilon^2}{64K^{4/(4+\delta)}} \frac{C}{1-C} \right\} \\
& \rightarrow 0,
\end{aligned}$$

where the second inequality holds because

$$\sum_{m=1}^M \pi_{[m]} \frac{n_{[m]0}n_{[m]}}{n_{[m]1}(n_{[m]}+2)} \leq \max_{m=1, \dots, M} (n_{[m]0}/n_{[m]1}) \leq \frac{1-C}{C}, \quad C_n \leq (Kn)^{1/(4+\delta)},$$

implied by Conditions 1 and 4. Similarly, we have

$$\text{pr} \left[ \sup_y \sum_{m=1}^M \pi_{[m]} \left\{ G_{[m]}(y) - \hat{G}_{[m]}(y) \right\} \geq \frac{\varepsilon}{4C_n^2} \right] \rightarrow 0.$$

Therefore,

$$\text{pr} \left\{ \sup_y \left| \sum_{m=1}^M \pi_{[m]} \left\{ \hat{G}_{[m]}(y) - G_{[m]}(y) \right\} \right| \geq \frac{\varepsilon}{4C_n^2} \right\} \rightarrow 0.$$

Similarly,

$$\text{pr} \left\{ \sup_y \left| \sum_{m=1}^M \pi_{[m]} \left\{ \hat{F}_{[m]}(y) - F_{[m]}(y) \right\} \right| \geq \frac{\varepsilon}{4C_n^2} \right\} \rightarrow 0.$$

Thus,

$$\text{pr} \left[ \left| \sum_{m=1}^M \pi_{[m]} \int_{-C_n}^{C_n} \int_{-C_n}^{C_n} \left\{ \hat{H}_{[m]}^U(y_1, y_0) - H_{[m]}^U(y_1, y_0) \right\} dy_1 dy_0 \right| \geq \varepsilon \right] \rightarrow 0,$$

which implies that

$$\sum_{m=1}^M \pi_{[m]} \int_{-C_n}^{C_n} \int_{-C_n}^{C_n} \left\{ \hat{H}_{[m]}^U(y_1, y_0) - H_{[m]}^U(y_1, y_0) \right\} dy_1 dy_0 = o_P(1).$$

Next, we consider

$$\int_{-C_n}^{C_n} \hat{G}_{[m]}(y_1) dy_1 \int_{-C_n}^{C_n} \hat{F}_{[m]}(y_0) dy_0 - \int_{-C_n}^{C_n} G_{[m]}(y_1) dy_1 \int_{-C_n}^{C_n} F_{[m]}(y_0) dy_0.$$

By partial integration,

$$\begin{aligned} & \int_{-C_n}^{C_n} \hat{G}_{[m]}(y_1) dy_1 \int_{-C_n}^{C_n} \hat{F}_{[m]}(y_0) dy_0 - \int_{-C_n}^{C_n} G_{[m]}(y_1) dy_1 \int_{-C_n}^{C_n} F_{[m]}(y_0) dy_0 \\ &= (C_n - \bar{Y}_{[m]1}) (C_n - \bar{Y}_{[m]0}) - \{C_n - \bar{Y}_{[m]}(1)\} \{C_n - \bar{Y}_{[m]}(0)\} \\ &= \{\bar{Y}_{[m]1} \bar{Y}_{[m]0} - \bar{Y}_{[m]}(1) \bar{Y}_{[m]}(0)\} - C_n \{\bar{Y}_{[m]1} - \bar{Y}_{[m]}(1)\} - C_n \{\bar{Y}_{[m]0} - \bar{Y}_{[m]}(0)\}. \end{aligned} \quad (\text{S1})$$

By Lemma S4,

$$\begin{aligned} \text{pr} \left[ \sum_{m=1}^M \pi_{[m]} \{ \bar{Y}_{[m]1} - \bar{Y}_{[m]}(1) \} \geq \frac{\varepsilon}{C_n} \right] &\leq \exp \left( -\frac{n\varepsilon^2}{4C_n^2\sigma_1^2} \right), \\ \text{pr} \left[ \sum_{m=1}^M \pi_{[m]} \{ \bar{Y}_{[m]0} - \bar{Y}_{[m]}(0) \} \geq \frac{\varepsilon}{C_n} \right] &\leq \exp \left( -\frac{n\varepsilon^2}{4C_n^2\sigma_0^2} \right). \end{aligned}$$

Conditions 1 and 4 imply that

$$\begin{aligned} \sigma_1^2 &= \frac{1}{n} \sum_{m=1}^M \sum_{i \in [m]} \frac{\{Y_i(1) - \bar{Y}_{[m]}(1)\}^2}{\rho_{[m]}^2} \leq C, \\ \sigma_0^2 &= \frac{1}{n} \sum_{m=1}^M \sum_{i \in [m]} \frac{\{Y_i(0) - \bar{Y}_{[m]}(0)\}^2}{(1 - \rho_{[m]})^2} \leq C, \\ C_n &\leq (Kn)^{1/(4+\delta)} \leq (Kn)^{1/4}. \end{aligned}$$

Thus,

$$C_n \sum_{m=1}^M \pi_{[m]} \{ \bar{Y}_{[m]z} - \bar{Y}_{[m]}(z) \} = o_P(1).$$

For the first term in (S1), we have

$$\begin{aligned}
& \text{pr} \left[ \left| \sum_{m=1}^M \pi_{[m]} \{ \bar{Y}_{[m]1} \bar{Y}_{[m]0} - \bar{Y}_{[m]}(1) \bar{Y}_{[m]}(0) \} \right| \geq \varepsilon \right] \\
& \leq \text{pr} \left[ C_n \left| \sum_{m=1}^M \pi_{[m]} \{ \bar{Y}_{[m]1} - \bar{Y}_{[m]}(1) \} \right| \geq \frac{\varepsilon}{2} \right] + \text{pr} \left[ C_n \left| \sum_{m=1}^M \pi_{[m]} \{ \bar{Y}_{[m]0} - \bar{Y}_{[m]}(0) \} \right| \geq \frac{\varepsilon}{2} \right] \\
& \leq 2 \exp \left( -\frac{n\varepsilon^2}{16C_n^2\sigma_1^2} \right) + 2 \exp \left( -\frac{n\varepsilon^2}{16C_n^2\sigma_0^2} \right) \rightarrow 0.
\end{aligned}$$

Thus,

$$\sum_{m=1}^M \pi_{[m]} \{ \bar{Y}_{[m]1} \bar{Y}_{[m]0} - \bar{Y}_{[m]}(1) \bar{Y}_{[m]}(0) \} = o_P(1).$$

Therefore,  $\hat{\sigma}_S^2 - \sigma_S^2 = o_P(1)$ . Condition 4 implies that the potential outcomes are from a population with more than four moments, which satisfies Condition 2. By Proposition 1 and Slutsky's Theorem,  $(\hat{\tau} - \tau)/\hat{\sigma}_S \xrightarrow{d} \mathcal{N}(0, \sigma^2/\sigma_S^2)$ .  $\square$

**Remark S1.** When  $Y_i(1)$  and  $Y_i(0)$  are bounded, i.e.,  $C_n$  is a constant independent of  $n$ , then we can prove a stronger result,  $\hat{\sigma}_S^2 - \sigma_S^2 = O_P(n^{-1/2})$ , by similar arguments.

### C.3 Proof of Theorem 2

*Proof of Theorem 2.* Conditional on  $\{(Y_i, Z_i)\}_{i=1}^n$ , the randomness of  $\hat{\tau}^*$  comes from the bootstrap treatment assignment  $Z_i^*$ , which has the same distribution as  $Z_i$ .  $\hat{\tau}^*$  is a weighted difference-in-means estimator with respect to the finite population with potential outcomes  $Y_i^{\text{imp}}(1)$  and  $Y_i^{\text{imp}}(0)$ . Let  $E^*$  and  $\text{var}^*$  denote the expectation and variance with respect to  $Z_i^*$  given  $\{(Y_i, Z_i)\}_{i=1}^n$ . We have  $E^*(\hat{\tau}^*) = n^{-1} \sum_{i=1}^n \{Y_i^{\text{imp}}(1) - Y_i^{\text{imp}}(0)\}$ . Define  $(\sigma_S^*)^2$  in a similar manner to  $\sigma_S^2$ , with  $Y_i(z)$  replaced by  $Y_i^{\text{imp}}(z)$ . Then, we have  $\text{var}^*(\sqrt{n}\hat{\tau}^*) = (\sigma_S^*)^2$  since  $Y_i^{\text{imp}}(1)$  and  $Y_i^{\text{imp}}(0)$  are co-monotonic in each stratum. By Proposition 1, it suffices to show that with  $Y_i(z)$  replaced by  $Y_i^{\text{imp}}(z)$ , Conditions 3 and 4 still hold in probability.

By the proof of Theorem 1, we have

$$\sum_{m=1}^M \pi_{[m]} S_{[m]Y^{\text{imp}}(1)}^2 / \rho_{[m]} - \sum_{m=1}^M \pi_{[m]} S_{[m]Y(1)}^2 / \rho_{[m]} = o_P(1),$$

and

$$\sum_{m=1}^M \pi_{[m]} S_{[m]Y^{\text{imp}}(0)}^2 / (1 - \rho_{[m]}) - \sum_{m=1}^M \pi_{[m]} S_{[m]Y(0)}^2 / (1 - \rho_{[m]}) = o_P(1).$$

By Condition 3,  $\sum_{m=1}^M \pi_{[m]} S_{[m]Y^{\text{imp}}(1)}^2 / \rho_{[m]}$  and  $\sum_{m=1}^M \pi_{[m]} S_{[m]Y^{\text{imp}}(0)}^2 / (1 - \rho_{[m]})$  have positive limits. By finite population central limit theory and the proof of Theorem 1, we have

$$\begin{aligned} \sum_{m=1}^M \pi_{[m]} S_{[m]Y^{\text{imp}}(1)}^2 - \sum_{m=1}^M \pi_{[m]} S_{[m]Y(1)}^2 &= o_P(1), \\ \sum_{m=1}^M \pi_{[m]} S_{[m]Y^{\text{imp}}(0)}^2 - \sum_{m=1}^M \pi_{[m]} S_{[m]Y(0)}^2 &= o_P(1), \end{aligned}$$

and

$$\sum_{m=1}^M \pi_{[m]} S_{[m]Y^{\text{imp}}(1)Y^{\text{imp}}(0)} - \sum_{m=1}^M \pi_{[m]} S_{[m]Y(1)Y(0)}^U = o_P(1).$$

Since

$$\sum_{m=1}^M \pi_{[m]} S_{[m]\tau^*}^2 = \sum_{m=1}^M \pi_{[m]} S_{[m]Y^{\text{imp}}(1)}^2 + \sum_{m=1}^M \pi_{[m]} S_{[m]Y^{\text{imp}}(0)}^2 - 2 \sum_{m=1}^M \pi_{[m]} S_{[m]Y^{\text{imp}}(1)Y^{\text{imp}}(0)},$$

we have  $\sum_{m=1}^M \pi_{[m]} S_{[m]\tau^*}^2$  has a finite limit. By Theorem 1, we have

$$\sum_{m=1}^M \pi_{[m]} \left\{ S_{[m]Y^{\text{imp}}(1)}^2 / \rho_{[m]} + S_{[m]Y^{\text{imp}}(0)}^2 / (1 - \rho_{[m]}) - S_{[m]\tau^*}^2 \right\} = \sigma_S^2 + o_P(1).$$

By Condition 4,  $\sum_{m=1}^M \pi_{[m]} \{ S_{[m]Y^{\text{imp}}(1)}^2 / \rho_{[m]} + S_{[m]Y^{\text{imp}}(0)}^2 / (1 - \rho_{[m]}) - S_{[m]\tau^*}^2 \}$  has a positive limit. Thus, with  $Y_i(z)$  replaced by  $Y_i^{\text{imp}}(z)$ , Condition 3 still holds in probability.

In  $\{Y_i^{\text{imp}}(z)\}_{i=1}^n$ , there are at most  $\max_m \lceil n_{[m]} / n_{[m]z} \rceil$  copies of  $Y_i(z)$ . By Condition 1,  $\max_m \lceil n_{[m]} / n_{[m]z} \rceil$  is bounded. Thus, we have

$$\sup_n \{ n^{-1} \sum_{i=1}^n |Y_i^{\text{imp}}(z)|^{4+\delta} \} \leq \max_m \lceil n_{[m]} / n_{[m]z} \rceil \sup_n \{ n^{-1} \sum_{i=1}^n |Y_i(z)|^{4+\delta} \},$$

which is bounded. Moreover, by Theorem 1,  $(\sigma_H^*)^2$  tends to  $\sigma_H^2$ , which has a positive limit.

Thus, with  $Y_i(z)$  replaced by  $Y_i^{\text{imp}}(z)$ , Condition 4 still holds in probability.  $\square$



## C.4 Proof of Theorem 3

To prove the second-order refinement of the causal bootstrap based on rank-preserving imputation, we first establish the Edgeworth expansion for the studentized weighted difference-in-means estimator in stratified randomized experiments. Let  $\Phi^{(k)}(\cdot)$  denote the  $k$ th derivative of  $\Phi(\cdot)$ . Let  $\phi(\cdot) = \Phi^{(1)}(\cdot)$  denote the density function of the standard normal distribution. According to the properties of standard normal distribution, we have  $\Phi^{(2)}(t) = -t\Phi^{(1)}(t) = -t\phi(t)$  and  $\Phi^{(3)}(t) = (t^2 - 1)\Phi^{(1)}(t) = (t^2 - 1)\phi(t)$ . We denote  $a_n \asymp b_n$  if  $a_n$  and  $b_n$  have the same order asymptotically, i.e., both the superior limits of  $a_n/b_n$  and  $b_n/a_n$  are bounded by constants.

**Lemma S5.** *Suppose that a statistic  $T$  is asymptotic normal when the population size  $n$  tends to infinity. When  $ET^l$  exists for  $l = 1, 2, \dots$ , it has an Edgeworth expansion*

$$\text{pr}(T \leq t) = \Phi(t) + \sum_{l=1}^{\infty} (-1)^l \gamma_l \Phi^{(l)}(t),$$

where

$$\gamma_l = \sum_{k=0}^{\lfloor l/2 \rfloor} \frac{(-1)^k}{(l-2k)!k!2^k} ET^{l-2k}.$$

*Proof of Lemma S5.* The proof consists of three main steps.

**Step 1 (from the moments to  $\kappa_l$ ):** We first focus on the characteristic function of  $T$ , say  $\chi(a) = E\{\exp(iaT)\}$ , where  $i^2 = -1$ , to describe the error of the normal approximation. According to [Hall \(2013, page 42\)](#), we can expand  $\chi(a)$  as

$$\chi(a) = 1 + \sum_{l=1}^{\infty} E(T^l)(l!)^{-1}(ia)^l. \quad (\text{S2})$$

Another method of expansion of  $\log \chi(a)$  is

$$\log \chi(a) = \sum_{l=1}^{\infty} \kappa_l (l!)^{-1} (ia)^l, \quad (\text{S3})$$

where  $\kappa_l$  is a fixed constant, which is usually called the  $l$ th cumulant of  $T$ . Comparing (S2) and (S3), we can calculate  $\kappa_l$  according to the identity

$$\sum_{l=1}^{\infty} \kappa_l (l!)^{-1} (\mathrm{i}a)^l = \log \left\{ 1 + \sum_{l=1}^{\infty} E(T^l) (l!)^{-1} (\mathrm{i}a)^l \right\} = \sum_{k=1}^{\infty} (-1)^{k+1} \frac{1}{k} \left\{ \sum_{l=1}^{\infty} E(T^l) (l!)^{-1} (\mathrm{i}a)^l \right\}^k.$$

For example, we can calculate  $\kappa_1 = E(T)$ ,  $\kappa_2 = E(T^2) - (ET)^2 = \text{var}(T)$ , and  $\kappa_3 = E(T^3) - 3E(T^2)E(T) + 2(ET)^3$ .

**Step 2 (from  $\kappa_l$  to  $\gamma_l$ ):** To prepare for the Fourier transformation, we need to extract an  $\exp(-a^2/2)$  term. Thus, with  $x \equiv a^2/2 + \sum_{l=1}^{\infty} \kappa_l (l!)^{-1} (\mathrm{i}a)^l$ , we have

$$\begin{aligned} \chi(a) &= \exp \left\{ \sum_{l=1}^{\infty} \kappa_l (l!)^{-1} (\mathrm{i}a)^l \right\} \\ &= \exp \left( -\frac{a^2}{2} \right) \exp \left\{ \frac{a^2}{2} + \sum_{l=1}^{\infty} \kappa_l (l!)^{-1} (\mathrm{i}a)^l \right\} \\ &= \exp \left( \frac{a^2}{2} \right) \exp(x) \\ &= \exp \left( -\frac{a^2}{2} \right) \left\{ 1 + \sum_{l=1}^{\infty} (l!)^{-1} x^l \right\}. \end{aligned} \tag{S4}$$

We then obtain the third expansion method of  $\chi(a)$ :

$$\chi(a) = \exp \left( -\frac{a^2}{2} \right) \left\{ 1 + \sum_{l=1}^{\infty} \gamma_l (\mathrm{i}a)^l \right\}. \tag{S5}$$

Thus, by (S4) and (S5), we can calculate  $\gamma_l$  according to the identity

$$\sum_{l=1}^{\infty} \gamma_l (\mathrm{i}a)^l = \sum_{l=1}^{\infty} (l!)^{-1} x^l = \sum_{l=1}^{\infty} (l!)^{-1} \left\{ \frac{a^2}{2} + \sum_{k=1}^{\infty} \kappa_k (k!)^{-1} (\mathrm{i}a)^k \right\}^l. \tag{S6}$$

For example, we can calculate  $\gamma_1 = \kappa_1$ ,  $\gamma_2 = (\kappa_2 - 1 + \kappa_1^2)/2$ , and  $\gamma_3 = (\kappa_3 + 3\kappa_1\kappa_2 - 3\kappa_1 + \kappa_1^3)/6$ . By (S2) and (S5), we further have

$$1 + \sum_{l=1}^{\infty} \gamma_l (\mathrm{i}a)^l = \left\{ 1 + \sum_{l=1}^{\infty} \frac{1}{l!} ET^l (\mathrm{i}a)^l \right\} \exp \left( \frac{a^2}{2} \right),$$

which implies that

$$\gamma_l = \sum_{k=0}^{\lfloor l/2 \rfloor} \frac{(-1)^k}{(l-2k)!k!2^k} ET^{l-2k}.$$

**Step 3 (from  $\gamma_l$  to  $\text{pr}(T \leq t)$ ):** According to Fourier transformation, under Condition 5, we have

$$\chi(a) = \int_{-\infty}^{\infty} \exp(iat) d\{\text{pr}(T \leq t)\} \quad \text{and} \quad \exp\left(-\frac{a^2}{2}\right) = \int_{-\infty}^{\infty} \exp(iat) d\Phi(t).$$

Since

$$\begin{aligned} \int_{-\infty}^{\infty} \exp(iat) d\Phi^{(l)}(t) &= \exp(iat)\Phi^{(l)}(t)\Big|_{-\infty}^{\infty} - ia \int_{-\infty}^{\infty} \exp(iat) d\Phi^{(l-1)}(t) \\ &= -(ia) \int_{-\infty}^{\infty} \exp(iat) d\Phi^{(l-1)}(t) \\ &= (-1)^l (ia)^l \int_{-\infty}^{\infty} \exp(iat) d\Phi(t) = (-1)^l (ia)^l \exp\left(-\frac{a^2}{2}\right), \end{aligned}$$

we have

$$\gamma_l (ia)^l \exp\left(-\frac{a^2}{2}\right) = (-1)^l \gamma_l \int_{-\infty}^{\infty} \exp(iat) d\Phi^{(l)}(t).$$

Then,

$$\begin{aligned} \chi(a) &= \exp\left(-\frac{a^2}{2}\right) \left\{ 1 + \sum_{l=1}^{\infty} \gamma_l (ia)^l \right\} = \exp\left(-\frac{a^2}{2}\right) + \sum_{l=1}^{\infty} \gamma_l (ia)^l \exp\left(-\frac{a^2}{2}\right) \\ &= \int_{-\infty}^{\infty} \exp(iat) d\Phi(t) + \sum_{l=1}^{\infty} (-1)^l \gamma_l \int_{-\infty}^{\infty} \exp(iat) d\Phi^{(l)}(t) \\ &= \int_{-\infty}^{\infty} \exp(iat) d\left\{ \Phi(t) + \sum_{l=1}^{\infty} (-1)^l \gamma_l \Phi^{(l)}(t) \right\}. \end{aligned}$$

Thus, we obtain  $\text{pr}(T \leq t) = \Phi(t) + \sum_{l=1}^{\infty} (-1)^l \gamma_l \Phi^{(l)}(t)$ .  $\square$

*Proof of Theorem 3.* In this section, we mainly focus on the statistic  $T = \sqrt{n}(\sigma_S/\sigma)(\hat{\tau} - \tau)/\hat{\sigma}_S$ . Under Conditions 1, 3, 4(ii), and 5,  $\sqrt{n}(\hat{\tau} - \tau)$  has an asymptotical distribution  $\mathcal{N}(0, \sigma^2)$  and  $\hat{\sigma}_S^2 - \sigma_S^2 = O(n^{-1/2})$ , which implies  $T$  is asymptotically normal with mean 0 and variance 1. When  $Y_i(1)$  and  $Y_i(0)$  are co-monotonic in each stratum, the statistic is just the studentized statistic as  $\sigma_S = \sigma$  under this condition. By Theorem 1 and Remark S1, under Condition 5,  $\hat{\sigma}_S^2 - \sigma_S^2 = O_P(n^{-1/2})$ . Then we can calculate

$$\gamma_1 = -\frac{\sqrt{n}}{2} E\left(\frac{\hat{\tau} - \tau}{\sigma} \frac{\hat{\sigma}_S^2 - \sigma_S^2}{\sigma_S^2}\right) + O(n^{-1}), \quad \gamma_2 = O(n^{-1}),$$

and

$$\gamma_3 = \frac{n^{3/2}}{6} E \left\{ \frac{(\hat{\tau} - \tau)^3}{\sigma^3} \right\} - \frac{\sqrt{n}}{2} E \left( \frac{\hat{\tau} - \tau}{\sigma} \frac{\hat{\sigma}_S^2 - \sigma_S^2}{\sigma_S^2} \right) + O(n^{-1}).$$

We have obtained  $\gamma_l$  for  $l = 1, 2, 3$ . Now we are going to handle  $\gamma_l$  for  $l \geq 4$ . First, we transform the problem from the studentized statistic  $T$  to the normalized statistic  $Z = \sqrt{n}(\hat{\tau} - \tau)/\sigma$ . Second, we divide all strata into three groups and bound the relevant quantities in each group.

First, through Taylor's expansion,

$$\begin{aligned} \left( \sqrt{n} \frac{\sigma_S}{\sigma} \frac{\hat{\tau} - \tau}{\hat{\sigma}_S} \right)^l &= \left( \sqrt{n} \frac{\hat{\tau} - \tau}{\sigma} \right)^l - \frac{l \{ \sqrt{n}(\hat{\tau} - \tau) \}^l (\hat{\sigma}_S^2 - \sigma_S^2)}{2 \{ \sigma_S^2 + \xi(\hat{\sigma}_S^2 - \sigma_S^2) \}^{l/2+1}} \\ &= \left( \sqrt{n} \frac{\hat{\tau} - \tau}{\sigma} \right)^l \left[ 1 - \frac{l}{2} \frac{(\sigma_S^2)^{l/2} (\hat{\sigma}_S^2 - \sigma_S^2)}{\{ \sigma_S^2 + \xi(\hat{\sigma}_S^2 - \sigma_S^2) \}^{l/2+1}} \right], \end{aligned}$$

where  $\xi \in [0, 1]$ . Since  $\hat{\sigma}_S^2 - \sigma_S^2 = O_P(n^{-1/2})$  and  $|Y_i(z)| \leq C$ , we have

$$E \left[ \frac{l}{2} \frac{(\sigma_S^2)^{l/2} (\hat{\sigma}_S^2 - \sigma_S^2)}{\{ \sigma_S^2 + \xi(\hat{\sigma}_S^2 - \sigma_S^2) \}^{l/2+1}} \right] \rightarrow 0,$$

which implies that  $ET^l \asymp EZ^l$ . Thus, we have  $\gamma_l \asymp \gamma'_l$ , where

$$\gamma'_l = \sum_{k=0}^{\lfloor l/2 \rfloor} \frac{(-1)^k}{(l-2k)!k!2^k} E \left( \sqrt{n} \frac{\hat{\tau} - \tau}{\sigma} \right)^{l-2k}.$$

Similarly, we define  $\gamma'_{[m]l}$  in stratum  $m$ :

$$\gamma'_{[m]l} = \sum_{k=0}^{\lfloor l/2 \rfloor} \frac{(-1)^k}{(l-2k)!k!2^k} E \left( \sqrt{n_{[m]}} \frac{\hat{\tau}_{[m]} - \tau_{[m]}}{\sigma_{[m]}} \right)^{l-2k},$$

which satisfies

$$1 + \sum_{l=1}^{\infty} \gamma'_{[m]l} (\text{ia})^l = \left\{ 1 + \sum_{l=1}^{\infty} \frac{1}{l!} E \left( \sqrt{n_{[m]}} \frac{\hat{\tau}_{[m]} - \tau_{[m]}}{\sigma_{[m]}} \right)^l (\text{ia})^l \right\} \exp \left( \frac{a^2}{2} \right).$$

When  $l = 1, 2$ , we have  $\gamma'_l = 0$  and  $\gamma'_{[m]l} = 0$  for any  $m$ .

Given the definitions of  $\gamma'_l$  and  $\gamma'_{[m]l}$ , the characteristic function of  $Z$  has the following two expansions:

$$E\{\exp(\text{ia}Z)\} = \exp \left( -\frac{a^2}{2} \right) \left\{ 1 + \sum_{l=1}^{\infty} \gamma'_l (\text{ia})^l \right\}, \quad (\text{S7})$$

and

$$\begin{aligned}
E\{\exp(iaZ)\} &= E \exp \left\{ ia \frac{\sum_{m=1}^M \pi_{[m]}(\hat{\tau}_{[m]} - \tau_{[m]})}{\sigma/\sqrt{n}} \right\} \\
&= \prod_{m=1}^M E \left[ \exp \left\{ ia \frac{\pi_{[m]}^{1/2} \sigma_{[m]} \hat{\tau}_{[m]} - \tau_{[m]}}{\sigma \sigma_{[m]}/\sqrt{n_{[m]}}} \right\} \right] \\
&= \exp \left( -\frac{a^2}{2} \right) \prod_{m=1}^M \left\{ 1 + \sum_{l=1}^{\infty} \gamma'_{[m]l} \left( i \frac{\pi_{[m]}^{1/2} \sigma_{[m]}}{\sigma} a \right)^l \right\}.
\end{aligned} \tag{S8}$$

When  $l \geq 3$ , we compare the coefficient of  $a^l$  in (S7) and (S8), and obtain

$$\gamma'_l = \sum_{k=1}^{\min(\lfloor l/3 \rfloor, M)} \left[ \sum_{l_1+\dots+l_k=l} \left\{ \prod_{i=1}^k \gamma'_{[m_i]l_i} \left( \frac{\pi_{[m_i]}^{1/2} \sigma_{[m_i]}}{\sigma} \right)^{l_i} \right\} \right], \tag{S9}$$

where  $l_i \geq 3$ ,  $1 \leq m_i \leq M$  and  $m_i \neq m_j$  for  $i \neq j$ .

Second, we divide all strata into three groups with different stratum sizes:

$$\mathcal{A} = \{m \mid n_{[m]} \asymp n\},$$

$$\mathcal{C} = \{m \mid n_{[m]} = O(1)\},$$

$$\mathcal{B} = (\mathcal{A} \cup \mathcal{C})^c.$$

We have (i)  $M_{\mathcal{A}} = |\mathcal{A}| = O(1)$ ; (ii)  $M_{\mathcal{B}} = |\mathcal{B}|$  may tend to infinity; (iii)  $M_{\mathcal{C}} = |\mathcal{C}| = O(n)$ .

For  $m \in \mathcal{B}$ , let  $\delta_m = \lim_{n \rightarrow \infty} \log n_{[m]} / \log n$ , we further divide  $\mathcal{B}$  into  $B$  subgroups according to the value of  $\delta_m$ . Let

$$\mathcal{B}_b = \left\{ m \in \mathcal{B} \mid \frac{b-1}{B} \leq \delta_m < \frac{b}{B} \right\} \quad \text{and} \quad M_{\mathcal{B}_b} = |\mathcal{B}_b|.$$

Then,  $\mathcal{B} = \cup_{b=1}^B \mathcal{B}_b$  and  $M_{\mathcal{B}_b} n^\delta = O(n)$  for  $(b-1)/B \leq \delta < b/B$ , which implies that  $M_{\mathcal{B}_a} = O\{n^{1-(b-1)/B}\}$ .

As  $n \rightarrow \infty$ ,

$$\gamma'_{[m]l} \left( \frac{\pi_{[m]}^{1/2} \sigma_{[m]}}{\sigma} \right)^l = \gamma'_{[m]l} \left( \frac{\pi_{[m]} \sigma_{[m]}^2}{\sigma^2} \right)^{l/2} \asymp \gamma'_{[m]l} \left( \frac{n_{[m]}}{n} \right) \asymp \begin{cases} \gamma'_{[m]l} & \text{if } m \in \mathcal{A}, \\ \gamma'_{[m]l} n^{-\frac{(1-\delta_m)l}{2}} & \text{if } m \in \mathcal{B}, \\ n^{-\frac{l}{2}} & \text{if } m \in \mathcal{C}. \end{cases}$$

Now, we further examine (S9). In (S9), we need to draw  $k$  strata to make  $l_1 + \dots + l_k = l$ .

There are  $C_{\mathcal{A}}^{m_{\mathcal{A}}} \prod_{b=1}^B C_{M_{\mathcal{B}_b}}^{m_{\mathcal{B}_b}} C_{M_{\mathcal{C}}}^{m_{\mathcal{C}}}$  ways to draw  $m_{\mathcal{A}} \geq 0$  strata from  $M_{\mathcal{A}}$ ,  $m_{\mathcal{B}_b} \geq 0$  strata from  $M_{\mathcal{B}_b}$  and  $m_{\mathcal{C}} = k - m_{\mathcal{A}} - \sum_{b=1}^B m_{\mathcal{B}_b} \geq 0$  strata from  $\mathcal{C}$ . Without loss of generality, suppose that  $m_i \in \mathcal{A}$  when  $i = 1, \dots, m_{\mathcal{A}}$ ,  $m_i \in \mathcal{B}_b$  when  $i = m_{\mathcal{A}} + \sum_{b'=1}^{b-1} m_{\mathcal{B}_{b'}} + 1, \dots, m_{\mathcal{A}} + \sum_{b'=1}^b m_{\mathcal{B}_{b'}}$  and  $m_i \in \mathcal{C}$  otherwise. Since  $\gamma_{[m]l} = 0$  for  $l = 1$  and  $l = 2$ , then,  $l_i \geq 3$  for  $i = 1, \dots, k$ . Thus,

$$\begin{aligned}
\prod_{i=1}^k \gamma'_{[m_i]l_i} \left( \frac{\pi^{1/2} \sigma_{[m_i]}}{\sigma} \right)^{l_i} &= O \left[ \sum_{m_{\mathcal{A}} + \sum_{b=1}^B m_{\mathcal{B}_b} + m_{\mathcal{C}} = k} C_{M_{\mathcal{A}}}^{m_{\mathcal{A}}} \prod_{b=1}^B C_{M_{\mathcal{B}_b}}^{m_{\mathcal{B}_b}} C_{M_{\mathcal{C}}}^{m_{\mathcal{C}}} \right. \\
&\quad \left. \prod_{i=1}^{m_{\mathcal{A}}} \gamma'_{[m_i]l_i} \prod_{b=1}^B \left\{ \prod_{i=m_{\mathcal{A}} + \sum_{b'=1}^{b-1} m_{\mathcal{B}_{b'}} + 1}^{m_{\mathcal{A}} + \sum_{b'=1}^b m_{\mathcal{B}_{b'}}} \gamma'_{[m_i]l_i} n^{-\frac{(1-\delta_{m_i})l_i}{2}} \right\} \prod_{i=m_{\mathcal{A}} + m_{\mathcal{B}} + 1}^k n^{-\frac{l_i}{2}} \right] \\
&= O \left[ \sum_{m_{\mathcal{A}} + \sum_{b=1}^B m_{\mathcal{B}_b} + m_{\mathcal{C}} = k} M_{\mathcal{A}}^{m_{\mathcal{A}}} \prod_{b=1}^B M_{\mathcal{B}_b}^{m_{\mathcal{B}_b}} M_{\mathcal{C}}^{m_{\mathcal{C}}} \right. \\
&\quad \left. \prod_{i=1}^{m_{\mathcal{A}}} \gamma'_{[m_i]l_i} \prod_{b=1}^B \left\{ \prod_{i=m_{\mathcal{A}} + \sum_{b'=1}^{b-1} m_{\mathcal{B}_{b'}} + 1}^{m_{\mathcal{A}} + \sum_{b'=1}^b m_{\mathcal{B}_{b'}}} \gamma'_{[m_i]l_i} n^{-\frac{(1-\delta_{m_i})l_i}{2}} \right\} \prod_{i=m_{\mathcal{A}} + m_{\mathcal{B}} + 1}^k n^{-\frac{l_i}{2}} \right] \\
&= O \left[ \prod_{i=1}^{m_{\mathcal{A}}} \gamma'_{[m_i]l_i} \prod_{b=1}^B \left\{ \prod_{i=m_{\mathcal{A}} + \sum_{b'=1}^{b-1} m_{\mathcal{B}_{b'}} + 1}^{m_{\mathcal{A}} + \sum_{b'=1}^b m_{\mathcal{B}_{b'}}} \gamma'_{[m_i]l_i} n^{1 - \frac{b-1}{B} - \frac{(1-\delta_{m_i})l_i}{2}} \right\} \prod_{i=m_{\mathcal{A}} + m_{\mathcal{B}} + 1}^k n^{1 - \frac{l_i}{2}} \right],
\end{aligned} \tag{S10}$$

where the second equality holds because  $C_x^y \asymp x^y$  when  $x \rightarrow \infty$  and the last equality holds because  $B$  is a fixed number,  $M_{\mathcal{A}} = O(1)$ ,  $M_{\mathcal{B}_b} = O\{n^{1-(b-1)/B}\}$  and  $M_{\mathcal{C}} = O(n)$ .

We bound (S10) in two cases. In the first case, if  $\gamma'_{[m]l} = O(n_{[m]}^{-(l-2)/2})$ , we have (i)  $\gamma'_{[m]l} = O(n^{-(l-2)/2})$  when  $n_{[m]} = O(n)$ ; (ii)  $\gamma'_{[m]l} n^{1-(b-1)/B-(1-\delta_m)l/2} = O(n^{1-l/2+\delta_m-(b-1)/B}) = O(n^{1-l/2+1/B})$  when  $m \in \mathcal{B}_b$ . In the second case, if  $\gamma'_{[m]l} \asymp n_{[m]}^k$ , where  $1 - l/2 < k < 0$  when  $n_{[m]} \rightarrow \infty$ , we have (i)  $n^{1/B} \gamma'_{[m]l} \asymp O(n^{k+1/B})$  when  $n_{[m]} = O(n)$ ; (ii)  $\gamma'_{[m]l} n^{1-(b-1)/B-(1-\delta_m)l/2} = O(n^{1+k\delta_m-(b-1)/B-(1-\delta_m)l/2}) = O(n^{k+1/B+(1-\delta_m)(-k+1-l/2)})$  when  $m \in \mathcal{B}_b$ , which is dominated by  $n^{1/B} \gamma'_{[m]l} \asymp n^{k+1/B}$  when  $m \in \mathcal{A}$ . Thus,

$$\prod_{i=1}^k \gamma'_{[m_i]l_i} \left( \frac{\pi^{1/2} \sigma_{[m_i]}}{\sigma} \right)^{l_i} = \prod_{i=1}^k O \left\{ n^{1/B} \max \left( \gamma'_{[m_i]l_i}, n^{1-\frac{l_i}{2}} \right) \right\}. \tag{S11}$$

By Bloznelis and Götze (2002), Condition 5 implies Assumption A.1 of Imbens and Menzel (2021). Then, by Bloznelis and Götze (2002, Theorem 1.1 and Theorem 1.2) and Imbens and Menzel (2021, Theorem A.1), the remainder of Edgeworth expansion is  $O(n^{-1})$ , which means  $\sum_{l=4}^{\infty} (-1)^l \gamma_{[m]l} \Phi^{(l)}(t) = O(n^{-1})$  as  $n_{[m]} \rightarrow \infty$ . It implies  $\gamma'_{[m]l} \asymp \gamma_{[m]l} = O(n^{-1})$  for  $l \geq 4$ . By (S9), we have

$$\begin{aligned}
\gamma'_l &= \sum_{k=1}^{\min(\lfloor l/3 \rfloor, M)} \left[ \sum_{l_1 + \dots + l_k = l} \left\{ \prod_{i=1}^k \gamma'_{[m_i]l_i} \left( \frac{\pi^{1/2} \sigma_{[m_i]}}{\sigma} \right)^{l_i} \right\} \right] \\
&= O \left\{ \sum_{m_1 \in \mathcal{A}} n^{1/B} \gamma'_{[m_1]l} + n^{1+1/B-l/2} \right. \\
&\quad \left. + \sum_{m_1, m_2 \in \mathcal{A}, l_1 + l_2 = l} n^{2/B} \max(\gamma'_{[m_1]l_1}, n^{1-l_1/2}) \max(\gamma'_{[m_2]l_2}, n^{1-l_2/2}) + \dots \right\} \\
&= O(n^{1/B}) \sum_{m_1 \in \mathcal{A}} \gamma'_{[m_1]l} + O(n^{1+1/B-l/2}) + O(n^{2/B-1}) I(6 \leq l \leq 8) \\
&\quad + O\{n^{(\lfloor l/3 \rfloor - 1)(1/B - 1/2)}\} I(l \geq 9),
\end{aligned}$$

where the last equality holds since  $\gamma_{[m]3} = O(n_{[m]}^{-1/2})$  and  $\gamma_{[m]l} = O(n_{[m]}^{-1})$  when  $l \geq 4$ . Then,

$$\begin{aligned}
&\sum_{l=4}^{\infty} (-1)^l \gamma_l \Phi^{(l)}(t) \asymp \sum_{l=4}^{\infty} (-1)^l \gamma'_l \Phi^{(l)}(t) \\
&= O(n^{1/B}) \sum_{m=1}^{M_{\mathcal{A}}} \left[ \sum_{l=4}^{\infty} (-1)^l \{ \gamma'_{[m]l} + O(n^{1-l/2}) \} \Phi^{(l)}(t) \right] + O(n^{2/B-1}) \\
&\quad + \sum_{l=9}^{\infty} (-1)^l O\{n^{(\lfloor l/3 \rfloor - 1)(1/B - 1/2)}\} \Phi^{(l)}(t) \tag{S12} \\
&= O(n^{1/B}) \sum_{m=1}^{M_{\mathcal{A}}} \left\{ \sum_{l=4}^{\infty} (-1)^l \gamma_{[m]l} \Phi^{(l)}(t) \right\} + O(n^{2/B-1}) \\
&\quad + \sum_{l=9}^{\infty} (-1)^l O\{n^{(\lfloor l/3 \rfloor - 1)(1/B - 1/2)}\} \Phi^{(l)}(t).
\end{aligned}$$

When  $B > 4$ , since  $\sum_{l=4}^{\infty} (-1)^l \gamma_{[m]l} \Phi^{(l)}(t) = O(n^{-1})$ , we have

$$O(n^{1/B}) \sum_{m=1}^{M_{\mathcal{A}}} \left\{ \sum_{l=4}^{\infty} (-1)^l \gamma_{[m]l} \Phi^{(l)}(t) \right\} = O(n^{1/B-1}) = o(n^{-3/4}),$$

$$O(n^{2/B-1}) = o(n^{-1/2}),$$

and since  $\Phi^{(l)}(t)$  is bounded,

$$\sum_{l=9}^{\infty} (-1)^l O\{n^{(\lfloor l/3 \rfloor - 1)(1/B - 1/2)}\} \Phi^{(l)}(t) = o(n^{-1/2}).$$

Then, by (S12), we have  $\sum_{l=4}^{\infty} (-1)^l \gamma_l \Phi^{(l)}(t) = o(n^{-1/2})$ . Overall,

$$\begin{aligned} \text{pr}(T \leq t) &= \Phi(t) - \gamma_1 \Phi^{(1)}(t) + \gamma_2 \Phi^{(2)}(t) - \gamma_3 \Phi^{(3)}(t) + \sum_{l=4}^{\infty} (-1)^l \gamma_l \Phi^{(l)}(t) \\ &= \Phi(t) - \gamma_1 \Phi^{(1)}(t) + \gamma_2 \Phi^{(2)}(t) - \gamma_3 \Phi^{(3)}(t) + o(n^{-1/2}) \\ &= \Phi(t) + \frac{\sqrt{n}}{2} E \left( \frac{\hat{\tau} - \tau}{\sigma} \frac{\hat{\sigma}_S^2 - \sigma_S^2}{\sigma_S^2} \right) t^2 \phi(t) - \frac{n^{3/2} E(\hat{\tau} - \tau)^3}{6\sigma^3} (t^2 - 1) \phi(t) + o(n^{-1/2}). \end{aligned} \tag{S13}$$

□

## C.5 Cornish-Fisher expansion associated with Theorem 3

By inverting the Edgeworth expansion, we also obtain the Cornish-Fisher expansion for the quantile of  $T$ , which may be of independent interest.

**Theorem S4** (Cornish-Fisher expansion). *Assuming the conditions in Theorem 3, the Cornish-Fisher expansion for  $T$  is*

$$q_\alpha = z_\alpha - \frac{\sqrt{n}}{2} E \left( \frac{\hat{\tau} - \tau}{\sigma} \frac{\hat{\sigma}_S^2 - \sigma_S^2}{\sigma_S^2} \right) z_\alpha^2 \phi(z_\alpha) + \frac{n^{3/2} E(\hat{\tau} - \tau)^3}{6\sigma^3} (z_\alpha^2 - 1) \phi(z_\alpha) + o(n^{-1/2}).$$

where  $q_\alpha$  satisfies  $\text{pr}(T \leq q_\alpha) = \alpha$ .

*Proof of Theorem S4.* The Cornish-Fisher expansion can be expressed as  $q_\alpha = z_\alpha + p(z_\alpha) + o(n^{-1/2})$ , where  $p(z_\alpha)$  is a function of  $z_\alpha$  and  $p(z_\alpha) = O(n^{-1/2})$ . According to Theorem 3, we have

$$\begin{aligned} \alpha &= \text{pr}(T \leq q_\alpha) \\ &= \Phi(q_\alpha) + \frac{\sqrt{n}}{2} E \left( \frac{\hat{\tau} - \tau}{\sigma} \frac{\hat{\sigma}_S^2 - \sigma_S^2}{\sigma_S^2} \right) q_\alpha^2 \phi(q_\alpha) - \frac{n^{3/2} E(\hat{\tau} - \tau)^3}{6\sigma^3} (q_\alpha^2 - 1) \phi(q_\alpha) + o(n^{-1/2}). \end{aligned}$$



According to Taylor's expansion, we have

$$\Phi(q_\alpha) = \Phi\{z_\alpha + p(z_\alpha) + o(n^{-1/2})\} = \Phi(z_\alpha) + p(z_\alpha)\phi(z_\alpha) + o(n^{-1/2}),$$

$$q_\alpha^2\phi(q_\alpha) = z_\alpha^2\phi(z_\alpha) + p(z_\alpha)(2z_\alpha - z_\alpha^3)\phi(z_\alpha) + o(n^{-1/2}),$$

and

$$\phi(q_\alpha) = \phi(z_\alpha) - p(z_\alpha)z_\alpha^3\phi(z_\alpha) + o(n^{-1/2}).$$

Comparing the both sides of equality, we have

$$p(z_\alpha) + \frac{\sqrt{n}}{2}E\left(\frac{\hat{\tau} - \tau}{\sigma} \frac{\hat{\sigma}_S^2 - \sigma_S^2}{\sigma_S^2}\right) z_\alpha^2\phi(z_\alpha) - \frac{n^{3/2}E(\hat{\tau} - \tau)^3}{6\sigma^3}(z_\alpha^2 - 1)\phi(z_\alpha) = 0,$$

which means

$$p(z_\alpha) = -\frac{\sqrt{n}}{2}E\left(\frac{\hat{\tau} - \tau}{\sigma} \frac{\hat{\sigma}_S^2 - \sigma_S^2}{\sigma_S^2}\right) z_\alpha^2\phi(z_\alpha) + \frac{n^{3/2}E(\hat{\tau} - \tau)^3}{6\sigma^3}(z_\alpha^2 - 1)\phi(z_\alpha).$$

The Cornish-Fisher expansion is

$$q_\alpha = z_\alpha - \frac{\sqrt{n}}{2}E\left(\frac{\hat{\tau} - \tau}{\sigma} \frac{\hat{\sigma}_S^2 - \sigma_S^2}{\sigma_S^2}\right) z_\alpha^2\phi(z_\alpha) + \frac{n^{3/2}E(\hat{\tau} - \tau)^3}{6\sigma^3}(z_\alpha^2 - 1)\phi(z_\alpha) + o(n^{-1/2}).$$

□

## C.6 Proof of Theorem 4

*Proof of Theorem 4.* By the Edgeworth expansion in Theorem 3, we can obtain

$$\sup_{t \in \mathbb{R}} \left| \Pr\left(\sqrt{n} \frac{\sigma_S}{\sigma} \frac{\hat{\tau} - \tau}{\hat{\sigma}_S} \leq t\right) - \Phi(t) \right| = O(n^{-1/2}).$$

When  $Y_i(1)$  and  $Y_i(0)$  are co-monotonic, by Proposition 2,  $\sigma^2 = \sigma_S^2$ ,  $H = H^U$ , and  $T = \sqrt{n}(\hat{\tau} - \tau)/\sigma_S$ . Applying Theorem 3 to  $T^*$ , we obtain the Edgeworth expansion for bootstrap

distribution

$$\begin{aligned} \text{pr}^*(T^* \leq t) &= \Phi(t) + \frac{\sqrt{n}}{2} E^* \left\{ \frac{\hat{\tau}^* - \tau^* (\hat{\sigma}_S^*)^2 - (\sigma_S^*)^2}{\sigma_S^* (\sigma_S^*)^2} \right\} t^2 \phi(t) - \frac{n^{3/2} E^* (\hat{\tau}^* - \tau^*)^3}{6(\sigma^*)^3} (t^2 - 1) \phi(t) \\ &\quad + o_P(n^{-1/2}), \end{aligned} \quad (\text{S14})$$

in probability. The proof of Theorem A.1 of [Imbens and Menzel \(2021\)](#) showed the convergence of bootstrap cumulants in completely randomized experiments. Using their results, for  $1 \leq m \leq M$ , we have

$$\begin{aligned} &E^*[(\hat{\tau}_{[m]}^* - \tau_{[m]}^*)\{(\hat{\sigma}_{S,[m]}^*)^2 - (\sigma_{S,[m]}^*)^2\}] - E\{(\hat{\tau}_{[m]} - \tau_{[m]})(\hat{\sigma}_{S,[m]}^2 - \sigma_{S,[m]}^2)\} \\ &= O_P(n_{[m]}^{-3/2}) = o_P(n_{[m]}^{-1}), \\ &E^*\{(\hat{\tau}_{[m]}^* - \tau_{[m]}^*)^3\} - E\{(\hat{\tau}_{[m]} - \tau_{[m]})^3\} = O_P(n_{[m]}^{-5/2}) = o_P(n_{[m]}^{-2}), \end{aligned}$$

and

$$(\sigma_{S,[m]}^*)^2 - (\sigma_{S,[m]})^2 = O_P(n_{[m]}^{-1/2}).$$

Furthermore,

$$\begin{aligned} &E\{(\hat{\tau} - \tau)(\hat{\sigma}_S^2 - \sigma_S^2)\} \\ &= E \left[ \left\{ \sum_{m=1}^M \pi_{[m]} (\hat{\tau}_{[m]} - \tau_{[m]}) \right\} \left\{ \sum_{m=1}^M \pi_{[m]}^2 (\hat{\sigma}_{S,[m]}^2 - \sigma_{S,[m]}^2) \right\} \right] \\ &= E \left\{ \sum_{m=1}^M \pi_{[m]}^3 (\hat{\tau}_{[m]} - \tau_{[m]}) (\hat{\sigma}_{S,[m]}^2 - \sigma_{S,[m]}^2) + \sum_{m \neq m'} \pi_{[m]} \pi_{[m']}^2 (\hat{\tau}_{[m]} - \tau_{[m]}) (\hat{\sigma}_{S,[m']}^2 - \sigma_{S,[m']}^2) \right\} \\ &= \sum_{m=1}^M \pi_{[m]}^3 E \{ (\hat{\tau}_{[m]} - \tau_{[m]}) (\hat{\sigma}_{S,[m]}^2 - \sigma_{S,[m]}^2) \}, \end{aligned}$$

where the last equality holds since  $(\hat{\tau}_{[m]} - \tau_{[m]})$  is independent of  $(\hat{\sigma}_{S,[m']}^2 - \sigma_{S,[m']}^2)$  when  $m \neq m'$ , and the expectation of  $(\hat{\tau}_{[m]} - \tau_{[m]})$  is 0. Similarly,

$$E^*[(\hat{\tau}^* - \tau^*)\{(\hat{\sigma}_S^*)^2 - (\sigma_S^*)^2\}] = \sum_{m=1}^M \pi_{[m]}^3 (E^*[(\tau_{[m]}^* - \hat{\tau}_{[m]}^*)\{(\hat{\sigma}_{S,[m]}^*)^2 - (\sigma_{S,[m]}^*)^2\}]).$$

Thus,

$$\begin{aligned}
& E^*[(\hat{\tau}^* - \tau^*)\{(\hat{\sigma}_S^*)^2 - (\sigma_S^*)^2\}] - E\{(\hat{\tau} - \tau)(\hat{\sigma}_S^2 - \sigma_S^2)\} \\
&= \sum_{m=1}^M \pi_{[m]}^3 \left( E^*[(\tau_{[m]}^* - \hat{\tau}_{[m]}^*)\{(\hat{\sigma}_{S,[m]}^*)^2 - (\sigma_{S,[m]}^*)^2\}] - E\{(\hat{\tau}_{[m]} - \tau_{[m]})(\hat{\sigma}_{S,[m]}^2 - \sigma_{S,[m]}^2)\} \right) \\
&= o_P(n^{-1}).
\end{aligned}$$

By similar arguments, we have

$$E^*\{(\hat{\tau}^* - \tau^*)^3\} - E\{(\hat{\tau} - \tau)^3\} = o_P(n^{-2}),$$

and

$$(\sigma^*)^2 - \sigma^2 = o_P(1).$$

Then,

$$\begin{aligned}
& \frac{\sqrt{n}}{2} E^* \left\{ \frac{\hat{\tau}^* - \tau^*}{\sigma_S^*} \frac{(\hat{\sigma}_S^*)^2 - (\sigma_S^*)^2}{(\sigma_S^*)^2} \right\} - \frac{\sqrt{n}}{2} E \left( \frac{\hat{\tau} - \tau}{\sigma_S} \frac{\hat{\sigma}_S^2 - \sigma_S^2}{\sigma_S^2} \right) \\
&= \frac{n^{-1/2}}{2} \left\{ \{(\sigma_S^*)^2\}^{-3/2} \left( n E^* [(\hat{\tau}^* - \tau^*) \{(\hat{\sigma}_S^*)^2 - (\sigma_S^*)^2\}] \right) \right. \\
&\quad \left. - (\sigma_S^2)^{-3/2} \left[ n E\{(\hat{\tau} - \tau)(\hat{\sigma}_S^2 - \sigma_S^2)\} \right] \right\} \\
&= o_P(n^{-1/2}),
\end{aligned} \tag{S15}$$

and similarly

$$\frac{n^{3/2} E^* (\hat{\tau}^* - \tau^*)^3}{6(\sigma_S^*)^3} - \frac{n^{3/2} E(\hat{\tau} - \tau)^3}{6\sigma_S^3} = o_P(n^{-1/2}). \tag{S16}$$

Combining (S13)–(S16), when the potential outcomes are co-monotonic,

$$\sup_{t \in \mathbb{R}} \left| \Pr \left( \frac{\sigma_S}{\sigma} \frac{\hat{\tau} - \tau}{\hat{\sigma}_S} \leq t \right) - \Pr^* \left( \frac{\hat{\tau}^* - \tau^*}{\hat{\sigma}_S^*} \leq t \right) \right| = o_P(n^{-1/2}).$$

Now we are going to consider the case that the potential outcomes are not co-monotonic but Condition 6 is satisfied. Both the term  $n^{1/2} E\{(\hat{\tau} - \tau)(\hat{\sigma}_S^2 - \sigma_S^2)/(\sigma\sigma_S^2)\}$  and the term  $n^{3/2} E\{(\hat{\tau} - \tau)^3/\sigma^3\}$  are functionals of  $(G, F, H)$ . According to Condition 6,  $W$  and  $V$

are three times Fréchet-differentiable with bounded second-order derivatives, which means both terms are also Fréchet-differentiable with bounded second-order derivatives. Considering  $\sup_{y_1, y_0} |H(y_1, y_0) - H^U(y_1, y_0)| = O(n^{-1/2})$ , the difference between the values under  $(G, F, H)$  and  $(G, F, H^U)$  is  $O(n^{-1})$  for both terms. Then, if Condition 6 is satisfied, the refinement can be obtained:

$$\sup_{t \in \mathbb{R}} \left| \Pr \left( \sqrt{n} \frac{\sigma_S}{\sigma} \frac{\hat{\tau} - \tau}{\hat{\sigma}_S} \leq t \right) - \Pr^* \left( \sqrt{n} \frac{\hat{\tau}^* - \tau^*}{\hat{\sigma}_S^*} \leq t \right) \right| = o_P(n^{-1/2}).$$

□

## C.7 Proof of Theorem 5

*Proof of Theorem 5.* We first need to prove the imputed population satisfied Conditions 1-3. In paired randomized experiments, the propensity score is  $\rho_{[m]} = 1/2$  for all  $m$ , which satisfies Condition 1. By definition, we have

$$\{Y_i^{\text{imp}}(1) - \bar{Y}_{[m]}^{\text{imp}}(1)\}^2 = \{Y_i^{\text{imp}}(0) - \bar{Y}_{[m]}^{\text{imp}}(0)\}^2 = \frac{1}{4} \{Y_{[m]1} - Y_{[m]2} + (1 - 2Z_{[m]1})\Delta\}^2.$$

When  $Z_{[m]1} = 1$ ,

$$\begin{aligned} & \frac{1}{4} (Y_{[m]1} - Y_{[m]2} - \Delta)^2 \\ &= \frac{1}{4} \{Y_{[m]1}(1) - Y_{[m]1}(0) + Y_{[m]1}(0) - \bar{Y}_{[m]}(0) + \bar{Y}_{[m]}(0) - Y_{[m]2}(0) - \Delta\}^2 \\ &\leq \frac{3}{4} \left[ (\tau_{[m]1} - \Delta)^2 + \{Y_i(0) - \bar{Y}_{[m]}(0)\}^2 + \{Y_j(0) - \bar{Y}_{[m]}(0)\}^2 \right], \end{aligned}$$

and when  $Z_{[m]1} = 0$ ,

$$\begin{aligned} & \frac{1}{4} (Y_{[m]1} - Y_{[m]2} + \Delta)^2 \\ &= \frac{1}{4} \{Y_{[m]2}(1) - Y_{[m]2}(0) + Y_{[m]2}(0) - \bar{Y}_{[m]}(0) + \bar{Y}_{[m]}(0) - Y_{[m]1}(0) - \Delta\}^2 \\ &\leq \frac{3}{4} \left[ (\tau_{[m]2} - \Delta)^2 + \{Y_i(0) - \bar{Y}_{[m]}(0)\}^2 + \{Y_j(0) - \bar{Y}_{[m]}(0)\}^2 \right]. \end{aligned}$$

Under Condition 7(i), we have  $n^{-1} \max_{m=1, \dots, M} \max_{i \in [m]} \{Y_i^{\text{imp}}(z) - \bar{Y}_{[m]}^{\text{imp}}(z)\}^2 \rightarrow 0$  for  $z = 0, 1$ , which means Condition 2 holds for the imputed population in probability. We further calculate

$$\begin{aligned} S_{[m]Y^{\text{imp}}(1)}^2 &= S_{[m]Y^{\text{imp}}(0)}^2 = \frac{1}{2} \{Y_{[m]1} - Y_{[m]2} + (1 - 2Z_{[m]1})\Delta\}^2 \\ &= \frac{Z_{[m]1}}{2} \{Y_{[m]1}(1) - Y_{[m]2}(0) - \Delta\}^2 + \frac{1 - Z_{[m]1}}{2} \{Y_{[m]1}(0) - Y_{[m]2}(1) + \Delta\}^2 \\ &= \frac{1}{2} (\hat{\tau}_{[m]} - \Delta)^2. \end{aligned}$$

We have

$$\begin{aligned} E \left[ \frac{1}{M} \sum_{m=1}^M \left( Z_{[m]1} - \frac{1}{2} \right) \{Y_{[m]1}(1) - Y_{[m]2}(0) - \Delta\}^2 \right]^2 &= \frac{1}{4M^2} \sum_{m=1}^M \{Y_{[m]1}(1) - Y_{[m]2}(0) - \Delta\}^4, \\ E \left[ \frac{1}{M} \sum_{m=1}^M \left( \frac{1}{2} - Z_{[m]1} \right) \{Y_{[m]1}(0) - Y_{[m]2}(1) + \Delta\}^2 \right]^2 &= \frac{1}{4M^2} \sum_{m=1}^M \{Y_{[m]1}(0) - Y_{[m]2}(1) + \Delta\}^4. \end{aligned}$$

Both of them tend to 0 based on Condition 7(i). Then we know both  $\sum_{m=1}^M \pi_{[m]} S_{[m]Y^{\text{imp}}(1)}^2 / \rho_{[m]}$  and  $\sum_{m=1}^M \pi_{[m]} S_{[m]Y^{\text{imp}}(0)}^2 / (1 - \rho_{[m]})$  are  $L^2$  convergent, and tend to their expectation in probability. Their expectation is

$$\begin{aligned} E \left\{ \frac{1}{M} \sum_{m=1}^M (\hat{\tau}_{[m]} - \Delta)^2 \right\} &= E \left\{ \frac{M-1}{2M} \hat{\sigma}_{\text{pair}}^2 + (\hat{\tau} - \Delta)^2 \right\} \\ &= \frac{M-1}{2M} \sigma_{\text{pair}}^2 + E(\hat{\tau} - \Delta)^2. \end{aligned}$$

It has a positive finite limit based on Condition 7(ii). Thus, Condition 3 holds for the imputed population in probability.  $\square$

## C.8 Proof of Theorem S1

*Proof of Theorem S1.* Under Conditions 1, 3 and 5, the statistic  $T_{\text{pair}}$  is asymptotically normal. According to Lemma S5, an expansion for  $\text{pr}(T_{\text{pair}} \leq t)$  is

$$\text{pr}(T_{\text{pair}} \leq t) = \Phi(t) + \sum_{l=1}^{\infty} \gamma_{l,\text{pair}} \Phi^{(l)}(t),$$

where  $\gamma_{l,\text{pair}}$  satisfies

$$\gamma_{l,\text{pair}} = \sum_{k=0}^{\lfloor l/2 \rfloor} \frac{(-1)^k}{(l-2k)!k!2^k} ET_{\text{pair}}^{l-2k}.$$

Similar to Proof of Theorem 3, we have  $ET_{\text{pair}}^l \asymp EZ_{\text{pair}}^l$ , where  $Z_{\text{pair}} = \sqrt{n}(\hat{\tau} - \tau)/\sigma$ , and thus  $\gamma_{l,\text{pair}} \asymp \gamma'_{l,\text{pair}}$ . Then according to the fact that

$$\kappa_{1,\text{pair}} = ET_{\text{pair}} = -\frac{\sqrt{n}}{2}E\left(\frac{\hat{\tau} - \tau}{\sigma} \frac{\hat{\sigma}_{\text{pair}}^2 - \sigma_{\text{pair}}^2}{\sigma_{\text{pair}}^2}\right) + O(n^{-1}), \quad \kappa_{2,\text{pair}} = 1 + O(n^{-1}),$$

and

$$\kappa_{3,\text{pair}} = n^{3/2}E\left\{\frac{(\hat{\tau} - \tau)^3}{\sigma^3}\right\} - 3\sqrt{n}E\left(\frac{\hat{\tau} - \tau}{\sigma} \frac{\hat{\sigma}_{\text{pair}}^2 - \sigma_{\text{pair}}^2}{\sigma_{\text{pair}}^2}\right) + O(n^{-1}),$$

we have

$$\begin{aligned} \gamma_{1,\text{pair}} &= \kappa_{1,\text{pair}} = -\frac{\sqrt{n}}{2}E\left(\frac{\hat{\tau} - \tau}{\sigma} \frac{\hat{\sigma}_{\text{pair}}^2 - \sigma_{\text{pair}}^2}{\sigma_{\text{pair}}^2}\right) + O(n^{-1}), \\ \gamma_{2,\text{pair}} &= \frac{\kappa_{2,\text{pair}} - 1 + \kappa_{1,\text{pair}}^2}{2} = O(n^{-1}), \\ \gamma_{3,\text{pair}} &= \frac{\kappa_{3,\text{pair}} + 3\kappa_{1,\text{pair}}\kappa_{2,\text{pair}} - 3\kappa_{1,\text{pair}} + \kappa_{1,\text{pair}}^3}{6} \\ &= \frac{n^{3/2}}{6}E\left\{\frac{(\hat{\tau} - \tau)^3}{\sigma^3}\right\} - \frac{\sqrt{n}}{2}E\left(\frac{\hat{\tau} - \tau}{\sigma} \frac{\hat{\sigma}_{\text{pair}}^2 - \sigma_{\text{pair}}^2}{\sigma_{\text{pair}}^2}\right) + O(n^{-1}). \end{aligned}$$

Based on (S9), we know

$$\gamma'_{l,\text{pair}} = \sum_{k=1}^{\min(\lfloor l/3 \rfloor, M)} \left[ \sum_{l_1 + \dots + l_k = l} \left\{ \prod_{i=1}^k \gamma'_{[m_i]l_i, \text{pair}} \left( \frac{\pi_{[m_i]}^{1/2} \sigma_{[m_i]}}{\sigma} \right)^{l_i} \right\} \right].$$

When  $l \geq 4$ , we can know  $\gamma'_{l,\text{pair}} = O(n^{\lfloor l/3 \rfloor - l/2})$ , whose proof is similar to the Proof of Theorem 3. Based on the fact that  $\gamma_{l,\text{pair}} \asymp \gamma'_{l,\text{pair}} = O(n^{\lfloor l/3 \rfloor - l/2})$  for  $l \geq 4$ , we know the Edgeworth expansion for  $T_{\text{pair}}$  is

$$\text{pr}(T_{\text{pair}} \leq t) = \Phi(t) + \frac{\sqrt{n}}{2}E\left(\frac{\hat{\tau} - \tau}{\sigma} \frac{\hat{\sigma}_{\text{pair}}^2 - \sigma_{\text{pair}}^2}{\sigma_{\text{pair}}^2}\right)t^2\phi(t) - \frac{n^{3/2}E(\hat{\tau} - \tau)^3}{6\sigma^3}(t^2 - 1)\phi(t) + o(n^{-1/2}).$$

□

## C.9 Cornish-Fisher expansion associated with Theorem S1

By inverting the Edgeworth expansion, we also obtain the Cornish-Fisher expansion, which may be of independent interest.

**Theorem S5** (Cornish-Fisher expansion). *Assuming the conditions in Theorem S1, the Cornish-Fisher expansion for  $T_{\text{pair}}$  is*

$$q_\alpha = z_\alpha - \frac{\sqrt{n}}{2} E \left( \frac{\hat{\tau} - \tau}{\sigma} \frac{\hat{\sigma}_{\text{pair}}^2 - \sigma_{\text{pair}}^2}{\sigma_{\text{pair}}^2} \right) z_\alpha^2 \phi(z_\alpha) + \frac{n^{3/2} E(\hat{\tau} - \tau)^3}{6\sigma^3} (z_\alpha^2 - 1) \phi(z_\alpha) + o(n^{-1/2}),$$

where  $q_\alpha$  satisfies  $\text{pr}(T_{\text{pair}} \leq q_\alpha) = \alpha$ .

*Proof of Theorem S5.* The Cornish-Fisher expansion can be expressed as  $q_\alpha = z_\alpha + p(z_\alpha) + o(n^{-1/2})$ , where  $p(z_\alpha)$  is a function of  $z_\alpha$  and  $p(z_\alpha) = O(n^{-1/2})$ . According to Theorem S1, we have

$$\begin{aligned} \alpha &= \text{pr}(T \leq q_\alpha) \\ &= \Phi(q_\alpha) + \frac{\sqrt{n}}{2} E \left( \frac{\hat{\tau} - \tau}{\sigma} \frac{\hat{\sigma}_{\text{pair}}^2 - \sigma_{\text{pair}}^2}{\sigma_{\text{pair}}^2} \right) q_\alpha^2 \phi(q_\alpha) - \frac{n^{3/2} E(\hat{\tau} - \tau)^3}{6\sigma^3} (q_\alpha^2 - 1) \phi(q_\alpha) + O(n^{-1}). \end{aligned}$$

According to Taylor's expansion, we have

$$\Phi(q_\alpha) = \Phi\{z_\alpha + p(z_\alpha) + o(n^{-1/2})\} = \Phi(z_\alpha) + p(z_\alpha) \phi(z_\alpha) + o(n^{-1/2}),$$

$$q_\alpha^2 \phi(q_\alpha) = z_\alpha^2 \phi(z_\alpha) + p(z_\alpha) (2z_\alpha - z_\alpha^3) \phi(z_\alpha) + o(n^{-1/2}),$$

and

$$\phi(q_\alpha) = \phi(z_\alpha) - p(z_\alpha) z_\alpha^3 \phi(z_\alpha) + o(n^{-1/2}).$$

Comparing both sides of the equality, we have

$$p(z_\alpha) + \frac{\sqrt{n}}{2} E \left( \frac{\hat{\tau} - \tau}{\sigma} \frac{\hat{\sigma}_{\text{pair}}^2 - \sigma_{\text{pair}}^2}{\sigma_{\text{pair}}^2} \right) z_\alpha^2 \phi(z_\alpha) - \frac{n^{3/2} E(\hat{\tau} - \tau)^3}{6\sigma^3} (z_\alpha^2 - 1) \phi(z_\alpha) = 0,$$

which implies that

$$p(z_\alpha) = -\frac{\sqrt{n}}{2}E\left(\frac{\hat{\tau} - \tau}{\sigma}\frac{\hat{\sigma}_{\text{pair}}^2 - \sigma_{\text{pair}}^2}{\sigma_{\text{pair}}^2}\right)z_\alpha^2\phi(z_\alpha) + \frac{n^{3/2}E(\hat{\tau} - \tau)^3}{6\sigma^3}(z_\alpha^2 - 1)\phi(z_\alpha).$$

Therefore, the Cornish-Fisher expansion is

$$q_\alpha = z_\alpha - \frac{\sqrt{n}}{2}E\left(\frac{\hat{\tau} - \tau}{\sigma}\frac{\hat{\sigma}_{\text{pair}}^2 - \sigma_{\text{pair}}^2}{\sigma_{\text{pair}}^2}\right)z_\alpha^2\phi(z_\alpha) + \frac{n^{3/2}E(\hat{\tau} - \tau)^3}{6\sigma^3}(z_\alpha^2 - 1)\phi(z_\alpha) + o(n^{-1/2}).$$

□

## C.10 Proof of Theorem S2

*Proof of Theorem S2.* We mainly focus on two terms. First, we calculate

$$E\{(\hat{\tau} - \tau)(\hat{\tau}_{[m]} - \hat{\tau})^2\} = 2\left\{\frac{(\tau_{[m]} - L_{[m]})^2}{M} - \frac{\sigma^2}{n}\right\}(\tau_{[m]} - \tau),$$

where  $L_{[m]} = Y_{[m]2}(1) - Y_{[m]1}(0)$ . Under the definition of  $L_{[m]}$ ,  $\hat{\tau}_{[m]} = 2Z_{[m]1}(\tau_{[m]} - L_{[m]}) + L_{[m]}$ ,

$\hat{\tau}_{[m]} - \tau_{[m]} = (2Z_{[m]1} - 1)(\tau_{[m]} - L_{[m]})$  and  $\sigma^2 = 2M^{-1}\sum_{m=1}^M(\tau_{[m]} - L_{[m]})^2$ . Then,

$$\begin{aligned} E\left(\frac{\hat{\tau} - \tau}{\sigma}\frac{\hat{\sigma}_{\text{pair}}^2 - \sigma_{\text{pair}}^2}{\sigma_{\text{pair}}^2}\right) &= \frac{n^{3/2}}{M(M-1)}\sum_{m=1}^ME\left\{\frac{(\hat{\tau} - \tau)(\hat{\tau}_{[m]} - \hat{\tau})^2}{\sigma\sigma_{\text{pair}}^2}\right\} \\ &= \sum_{m=1}^M\frac{2n^{3/2}(\tau_{[m]} - L_{[m]})^2(\tau_{[m]} - \tau)}{M^2(M-1)\sigma\sigma_{\text{pair}}^2}. \end{aligned}$$

Under Condition 5(i),  $(\tau_{[m]} - L_{[m]})^2 \leq 4B^2$ . As a result,

$$\begin{aligned} \sum_{m=1}^M\{2n^{3/2}(\tau_{[m]} - L_{[m]})^2(\tau_{[m]} - \tau)\} &\leq 8B^2n^{3/2}\sum_{m=1}^M|\tau_{[m]} - \tau| \\ &\leq 8B^2n^{3/2}\sqrt{M\sum_{m=1}^M(\tau_{[m]} - \tau)^2} \\ &= 4B^2n^{5/2}\sqrt{\frac{1}{M}\sum_{m=1}^M(\tau_{[m]} - \tau)^2}. \end{aligned}$$

Then we know

$$E\left(\frac{\hat{\tau} - \tau}{\sigma}\frac{\hat{\sigma}_{\text{pair}}^2 - \sigma_{\text{pair}}^2}{\sigma_{\text{pair}}^2}\right) = o(n^{-1/2}).$$



Another calculation shows that

$$E(\hat{\tau} - \tau)^3 = E \left\{ \frac{1}{M} \sum_{m=1}^M (2Z_{[m]1} - 1)(\tau_{[m]} - L_{[m]}) \right\}^3 = \frac{1}{M^3} \sum_{m=1}^M E(2Z_{[m]1} - 1)^3 (\tau_{[m]} - L_{[m]})^3.$$

Its value is 0 as  $E(2Z_{[m]1} - 1)^3 = 0$ , which implies that

$$\frac{E(\hat{\tau} - \tau)^3}{6\sigma^3} = 0.$$

It means under the assumptions of the theorem, the contribution to the expansion from the skewness  $n^{3/2}E(\hat{\tau} - \tau)^3$  is 0, because in paired experiments,  $\hat{\tau}$  is always symmetrically distributed about the sample average treatment effect.

In the bootstrap procedure,  $\tau_{[m]}^* = \tau^*$  and then

$$E^* \left\{ \frac{\hat{\tau}^* - \tau^*}{\sigma^*} \frac{(\hat{\sigma}_{\text{pair}}^*)^2 - (\sigma_{\text{pair}}^*)^2}{(\sigma_{\text{pair}}^*)^2} \right\} = \frac{E^*(\hat{\tau}^* - \tau^*)^3}{6(\sigma^*)^3} = 0.$$

We then finish the proof. □

## C.11 Proof of Remark 1

Step 1 for rank-preserving imputation is essentially equivalent to generating two new samples of size  $n$  by including  $n_{[m]z}^j$  copies of the  $j$ th largest unit from the observed outcomes in each group. Here,

$$n_{[m]z}^j = \left\lceil j n_{[m]z}^{-1} n_{[m]} \right\rceil - \left\lceil (j-1) n_{[m]z}^{-1} n_{[m]} \right\rceil, \quad z = 0, 1, \quad j = 1, 2, \dots, n_{[m]z},$$

where  $\lceil \cdot \rceil$  represents the ceiling function.

Recall that, in each stratum, we impute the unobserved outcomes such that the imputed

$Y_i^{\text{imp}}(1)$  and  $Y_i^{\text{imp}}(0)$  are co-monotonic. For  $i \in [m]$ ,

$$Y_i^{\text{imp}}(0) = \begin{cases} Y_i & \text{if } Z_i = 0, \\ \hat{F}_{[m]}^{-1} \left\{ \hat{G}_{[m]}(Y_i) \right\} & \text{otherwise,} \end{cases}$$

$$Y_i^{\text{imp}}(1) = \begin{cases} Y_i & \text{if } Z_i = 1, \\ \hat{G}_{[m]}^{-1} \left\{ \hat{F}_{[m]}(Y_i) \right\} & \text{otherwise.} \end{cases}$$

We will show that the above procedure is equivalent to generating two new samples of size  $n$  by including  $n_{[m]z}^j$  copies of the  $j$ th biggest unit of the observed outcomes in each group.

*Proof.* For any  $m = 1, \dots, M$ , without loss of generality, we suppose that (i)  $i \in [m]$  for  $i = 1, \dots, n_{[m]z}$ ; (ii)  $n_{[m]z} \leq n_{[m]1-z}$ ; (iii)  $Z_i = z$  for  $i = 1, \dots, n_{[m]z}$  and  $Z_i = 1 - z$  for  $i = n_{[m]z} + 1, \dots, n_{[m]}$ ; (iv)  $Y_1(z) \leq \dots \leq Y_{n_{[m]z}}(z)$  and  $Y_{n_{[m]z}+1}(1-z) \leq \dots \leq Y_{n_{[m]}}(1-z)$ .

For  $i = n_{[m]z} + k$  with  $k = 1, \dots, n_{[m]1-z}$ ,

$$\begin{aligned} Y_i^{\text{imp}}(z) &= I(z=1) \hat{G}_{[m]}^{-1}[\hat{F}_{[m]} \{Y_{n_{[m]1}+k}(0)\}] + I(z=0) \hat{F}_{[m]}^{-1}[\hat{G}_{[m]} \{Y_{n_{[m]0}+k}(1)\}] \\ &= Y_{\lceil kn_{[m]1-z}^{-1} n_{[m]z} \rceil}(z). \end{aligned}$$

Now we consider  $k$  satisfies  $\lceil (k+1)n_{[m]1-z}^{-1} n_{[m]z} \rceil - \lceil kn_{[m]1-z}^{-1} n_{[m]z} \rceil = 1$ . Under this circumstance,  $\lceil (k+1)n_{[m]1-z}^{-1} n_{[m]z} \rceil \neq \lceil kn_{[m]1-z}^{-1} n_{[m]z} \rceil$  and  $Y_{\lceil kn_{[m]1-z}^{-1} n_{[m]z} \rceil}(z)$  will change. We solve the equation and get  $k_j = \lceil jn_{[m]z}^{-1} n_{[m]1-z} \rceil - 1$ , where  $j = 1, \dots, n_{[m]z}$ . So the number of copies of  $Y_j(z)$  is  $1 + k_j - k_{j-1} = 1 + (\lceil jn_{[m]z}^{-1} n_{[m]1-z} \rceil - 1) - (\lceil (j-1)n_{[m]z}^{-1} n_{[m]1-z} \rceil - 1) = \lceil jn_{[m]z}^{-1} n_{[m]1-z} \rceil - \lceil (j-1)n_{[m]z}^{-1} n_{[m]1-z} \rceil$  for  $j = 1, \dots, n_{[m]z}$ .

When  $i = k'$  with  $k' = 1, \dots, n_{[m]z}$ ,

$$Y_i^{\text{imp}}(1-z) = \hat{F}_{[m]}^{-1} \{ \hat{G}_{[m]}(Y_{k'}(z)) \} = Y_{\lceil k'n_{[m]z}^{-1} n_{[m]1-z} \rceil + n_{[m]z}}(1-z).$$

As  $n_{[m]1-z} \geq n_{[m]z}$ , only when there exist  $j' \in \{1, \dots, n_{[m]z}\}$ ,  $k' \in \{1, \dots, n_{[m]1-z}\}$  and  $\lceil k'n_{[m]z}^{-1} n_{[m]1-z} \rceil = j'$ , there is another copy of  $Y_{j'}(1-z)$ . At this time,  $(j'-1)n_{[m]z}^{-1} n_{[m]1-z} \leq$

$k' < j'n_{[m]1-z}^{-1}n_{[m]z}$ , so the number of copies of  $Y_{j'}(1-z)$  is  $1 + \lceil j'n_{[m]1-z}^{-1}n_{[m]z} \rceil - \lceil (j' - 1)n_{[m]1-z}^{-1}n_{[m]z} \rceil = \lceil j'n_{[m]1-z}^{-1}n_{[m]z} \rceil - \lceil (j' - 1)n_{[m]1-z}^{-1}n_{[m]z} \rceil$ .

Finally, we prove that  $Y_i^{\text{imp}}(1)$  and  $Y_i^{\text{imp}}(0)$  are co-monotonic. For  $i = 1, \dots, n_{[m]z}$ , the imputed  $Y_i(1-z)$  is  $Y_{\lceil in_{[m]z}^{-1}n_{[m]1-z} \rceil + n_{[m]z}}(1-z)$ . For  $k = 1, \dots, n_{[m]1-z}$ , the imputed outcome of  $Y_{k+n_{[m]z}}(1-z)$  is  $Y_i(z)$  if and only if  $\lceil kn_{[m]1-z}^{-1}n_{[m]z} \rceil = i$ . Above all, in the imputed population, the matched outcomes of  $Y_i(z)$  is  $\{Y_{r_i+n_{[m]z}}(1-z)\}$ , where  $r_i$  is a positive integer and satisfies  $(i-1)n_{[m]z}^{-1}n_{[m]1-z} < r_i \leq in_{[m]z}^{-1}n_{[m]1-z}$ . It means  $\max(r_i) \leq \min(r_{i+1})$  for  $i = 1, \dots, n_{[m]z}$ . Then,  $Y_i^{\text{imp}}(1)$  and  $Y_i^{\text{imp}}(0)$  are co-monotonic.  $\square$

## References

- Aronow, P. M., Green, D. P., and Lee, D. K. K. (2014). Sharp bounds on the variance in randomized experiments. *Annals of Statistics*, 42(3):850–871.
- Bloznelis, M. and Götze, F. (2002). An edgeworth expansion for symmetric finite population statistics. *Annals of Probability*, 30(3):1238–1265.
- Bobkov, S. G. (2004). Concentration of normalized sums and a central limit theorem for noncorrelated random variables. *Annals of Probability*, 32(4):2884–2907.
- Hall, P. (2013). *The bootstrap and Edgeworth expansion*. Springer Science & Business Media.
- Imbens, G. and Menzel, K. (2021). A causal bootstrap. *Annals of Statistics*, 49(3):1460–1488.
- Lehmann, E. L. (1966). Some concepts of dependence. *The Annals of Mathematical Statistics*, 37(5):1137–1153.

- Liu, H. and Yang, Y. (2020). Regression-adjusted average treatment effect estimates in stratified randomized experiments. *Biometrika*, 107(4):935–948.
- Liu, R. Y. (1988). Bootstrap Procedures under some Non-I.I.D. Models. *The Annals of Statistics*, 16(4):1696 – 1708.
- Tchen, A. H. (1980). Inequalities for distributions with given marginals. *Annals of Probability*, 8(4):814–827.
- Zhu, K., Liu, H., and Yang, Y. (2021). Design-based theory for lasso adjustment in randomized block experiments with a general blocking scheme. *arXiv preprint arXiv:2109.11271*.