

# MAPLE: Micro Analysis of Pairwise Language Evolution for Few-Shot Claim Verification

**Xia Zeng, Arkaitz Zubiaga**  
Queen Mary University of London  
{x.zeng, a.zubiaga}@qmul.ac.uk

## Abstract

Claim verification is an essential step in the automated fact-checking pipeline which assesses the veracity of a claim against a piece of evidence. In this work, we explore the potential of few-shot claim verification, where only very limited data is available for supervision. We propose MAPLE (Micro Analysis of Pairwise Language Evolution), a pioneering approach that explores the alignment between a claim and its evidence with a small seq2seq model and a novel semantic measure. Its innovative utilization of micro language evolution path leverages unlabelled pairwise data to facilitate claim verification while imposing low demand on data annotations and computing resources. MAPLE demonstrates significant performance improvements over SOTA baselines SEED, PET and LLaMA 2 across three fact-checking datasets: FEVER, Climate FEVER, and SciFact. Data and code are available [here](#).

## 1 Introduction

The proliferation of misinformation and fake news has become a significant concern in today’s information landscape. Fact-checking has emerged as a crucial task to combat the spread of false information (Thorne and Vlachos, 2018; Kotonya and Toni, 2020a; Nakov et al., 2021; Zeng et al., 2021; Guo et al., 2022). A body of natural language processing (NLP) research has investigated the task of claim verification: determining the veracity of a claim based on retrieved evidence. It is often addressed in a Natural Language Inference (NLI) fashion, namely making predictions on the claim with reference to evidence out of three candidate labels: ‘SUPPORTS’, ‘REFUTES’, and ‘NOT\_ENOUGH\_INFO’. While the majority of previous work tackles the problem with fully supervised methods (Li et al., 2021; Zeng and Zubiaga, 2021; Zhang et al., 2021; Wadden et al., 2022; Rana et al., 2022b,a), deploying these methods face

practicality issues. Emerging domains of misinformation often involve novel claims, limiting the availability of relevant labeled data. Fact-checkers often need to evaluate claims with time constraints, limiting the time allowed for conducting extensive fine-tuning of pretrained language models (PLMs). Hence, performing claim verification in few-shot scenarios is of particular importance in the real-world combat of misinformation.

The current state-of-the-art (SOTA) methods for few-shot claim verification are Semantic Embedding Element-wise Difference (SEED) (Zeng and Zubiaga, 2022) and Pattern Exploiting Training (PET) (Schick and Schütze, 2021a,b). However, their few-shot performance relies on the use of NLI-trained PLMs, limiting their applicability to only cases where NLI data and NLI-trained PLMs are available, excluding scenarios such as low-resource languages. Moreover, these methods excel when the data is similar to NLI data but struggle when dealing with dissimilar data. In contrast, we propose to embrace the potential of leveraging unlabeled data, which is more readily available in a fact-checking pipeline, to enhance few-shot claim verification.

An alternative strand of research in the realm of general few-shot classification advocates for generative Large Language Models (LLMs) endowed with billions of parameters, exemplified by models like GPT-4 (OpenAI, 2023) and LLaMA 2 (Touvron et al., 2023). These models demonstrate impressive few-shot performance, though introducing a reliance on advanced computational resources and prolonged inference times. In contrast, our work challenges this paradigm by demonstrating that smaller models, such as T5-small (Raffel et al., 2020), possess the inherent capability to excel in few-shot learning scenarios. Leveraging unlabeled data and advanced semantic measures, our approach underscores the efficacy of compact models in achieving effective and robust few-shot

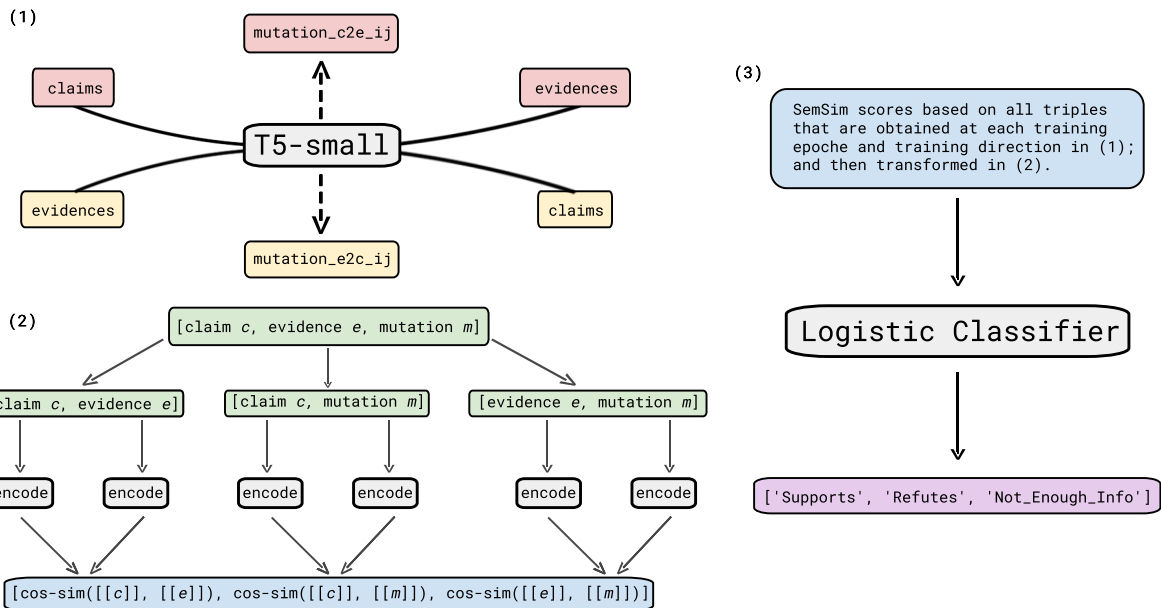


Figure 1: MAPLE for claim verification. **(1) In-domain seq2seq training.** With LoRA, a T5-small model is trained on claim-to-evidence task for  $e$  epochs using the  $d$  unlabelled claim-evidence pairs from the data pool. At the end of each training epoch  $j$ , model inference is performed on each instance  $i$  to generate a mutation  $mutation\_c2e\_i$ . This process is repeated on evidence-to-claim setting. In total this step produces  $2 * d * e$  triples that consist of a claim  $c$ , an associated piece of evidence  $e$  and a generated mutation  $m$ . **(2) SemSim transformation.** Each triple is grouped into three pairs including claim-evidence pair  $c - e$ , claim-mutation pair  $c - m$  and evidence-mutation pair  $e - m$ . ‘Semsim’ scores are obtained for each pair by calculating the cosine similarity score based on corresponding sentence embeddings. **(3) Logistic classifier training with few-shot labelled data.** A logistic classifier is trained on labelled data where the transformed ‘SemSim’ scores are used input features to predict veracity labels.

performance without the need for extensive computational resources.

We present MAPLE (Micro Analysis of Pairwise Language Evolution), a novel approach designed for few-shot claim verification. MAPLE innovatively builds upon the concept of language transition<sup>1</sup>, scrutinizing the semantic shift that occurs as a sequence-to-sequence model learns to generate a target sequence from a given input sequence. In this paper, such language transition from the input sequence to the output sequence over the training epochs is referred to as pairwise language evolution. By intricately capturing and harnessing this pairwise language evolution, MAPLE aims to facilitate accurate predictions even in scenarios with minimal labeled data. Our key novel contributions include:

<sup>1</sup>In this paper, we distinguish between claim language and evidence language, treating them as distinct languages as they may differ in formality, length, or even depth. In real-world scenarios, checkworthy claims often emanate from more informal settings, such as social media platforms. On the other hand, evidences typically come from formal and reputable sources such as research papers and Wikipedia, marked by a concise, informative, and professional style. For concrete examples, please see the data samples in Appendix A.

- We introduce MAPLE, an innovative approach that leverages unlabeled data for enhancing few-shot claim verification. While building MAPLE, we also propose ‘SemSim’ as an NLG evaluation metric that focuses on semantic similarity.
- We perform a pioneering exploration of the language transition convergence process during seq2seq model training.
- We conduct comprehensive experiments on four dataset configurations, facilitating a direct comparison with established SOTA methods, namely SEED, PET, and LLaMA 2.

## 2 Related Work

### 2.1 Few-Shot Learning for Claim Verification

One initial attempt in this direction was made by Lee et al. (2021), who proposed a perplexity-based approach using language models. However, this approach is restricted to binary classification and underperforms recent advancements. In contrast, Zeng and Zubiaga (2022) introduced SEED, a method that calculates PLM-based pairwise se-

semantic differences between claims and associated evidence. By deriving representative class vectors from these differences, SEED offers an efficient solution for few-shot claim verification and serves as one of our baseline models.

Another competitive training procedure for few-shot learning is PET (Schick and Schütze, 2021a,b). PET reformulates classification tasks into cloze tasks using templates. By calculating the probability of candidate tokens filling the placeholder [mask] position with an PLM, PET maps it to a preconfigured label. PET has demonstrated its few-shot capabilities in various NLP benchmarks, including claim verification (Zeng and Zubiaga, 2023).<sup>2</sup> Though SEED and PET have been proposed as methods for few-shot claim verification, the evaluation datasets they used differ from each other. To address this gap and broaden the evaluation, we conduct experiments on four dataset configurations, allowing for a direct comparison.

When addressing claim verification, both SEED and PET heavily rely on PLMs trained on NLI, which brings several limitations. Firstly, they face challenges when dealing with data that significantly differs from general NLI datasets, such as cases where the domain is highly technical and different from general NLI data pairs and/or the evidence consists of large paragraphs rather than single sentences. Additionally, their reliance on NLI-trained models restricts their applicability to languages for which NLI datasets and corresponding PLMs are available, excluding their use in low-resource languages. Moreover, Our proposed model MAPLE does not rely on NLI-trained models but instead utilizes unlabelled claim-evidence pairs which could be abundant and useful for domain adaptation.

In addition, recent advancements in generative LLMs with multi-billion parameters have showcased impressive few-shot capabilities. However, closed-source pioneering models, including GPT-3.5 and GPT-4, present reproducibility challenges with their behavior changing over time (Chen et al., 2023). In this study, we prioritize open-source solutions, with a particular focus on LLaMA 2, a recent model that surpasses existing open-source alternatives across various benchmarks (Touvron et al.,

2023). The primary drawback of these approaches lies in their requirement for advanced computational infrastructure, a substantial computational budget, and extended inference times. MAPLE tackles these constraints by utilizing parameter-efficient models, aiming to improve both resource and runtime efficiency.

## 2.2 Natural Language Generation (NLG) Metrics

NLG evaluation metrics play a crucial role in evaluating the quality of generated texts. Classic metrics such as BLEU (Bilingual Evaluation Understudy) (Papineni et al., 2002), ROUGE (Recall-Oriented Understudy for Gisting Evaluation) (Lin, 2004), and METEOR (Metric for Evaluation of Translation with Explicit ORdering) (Banerjee and Lavie, 2005) remain as the most widely used metrics. They address the evaluation as a matching task, quantifying n-gram overlap with recall, precision and F-score and providing lexical-level evaluations. Recent advancements include SacreBLEU (Post, 2018), which enhances reproducibility, tokenization support, and ease of statistical significance reporting. In contrast, BLEURT (Bilingual Evaluation Understudy with Representations from Transformers) (Sellam et al., 2020) advances semantic-level evaluations and treats evaluation as a regression task using PLMs. Another metric, BARTScore (Yuan et al., 2021), approaches evaluation as a text generation task for LLMs, calculating the BARTScore as the weighted log probability of one text given another text.

Given our primary interest in the semantic shift during pairwise language evolution, we propose ‘SemSim’ as an alternative metric to evaluate NLG performance.

## 2.3 Understanding Language Evolution

Language evolution has been the subject of several theories, including biological evolution, learning, and cultural evolution (Lekvam et al., 2014). Studies conducted in laboratory settings have explored the intricate nature of various phenomena, offering valuable insights into the emergence of language (Scott-Phillips and Kirby, 2010).

Researchers have focused on modeling evolution within language families to identify patterns in phonetic features across observed languages (Nouri and Yangarber, 2016). Computational research has also introduced tools such as language evolution simulators, examining word-level evolution within

---

<sup>2</sup>In Zeng and Zubiaga (2023), we proposed ActivePETs as an active learning method, which focuses on data annotation prioritisation. Despite both tackling claim verification, ActivePETs is not a fair comparison with MAPLE, which is a few-shot classification method focused on achieving better performance with robustness to random sampling.

language families (Ciobanu and Dinu, 2018), and realistic geographic environments to simulate language and linguistic feature development over time (Kapur and Rogers, 2020). These studies tackle various related issues for historical linguistics, areal linguistics, and linguistic typology.

While language evolution research often adopts a macro and historical perspective, this paper engages in micro-level analysis, i.e. asking “what path does it take for a piece of text to migrate into another piece”. Interestingly, the convergence process during seq2seq training simulates such a path of evolving or transitioning language. In our work, we investigate language transition across seq2seq training epochs and further utilize it to conduct pairwise classification.

### 3 Methodology

Traditionally, generative models are often used in classification tasks by generating corresponding labels given input sentences (Pradeep et al., 2021). However, such an approach does not fully exploit the potential of generative models on tasks such as claim verification. In this section, we present the MAPLE method and its application to few-shot claim verification.

The intuition of MAPLE is that sentence pairs of various relationships bring diverse learning challenges to the seq2seq generation task. As the data difficulty is reflected in the seq2seq training process, such learning difficulty associated with each sample could be further transformed into various signs to indicate the relationship within a sentence pair. We explore such potential to be leveraged for effective claim verification, where the goal is to determine the veracity of a claim based on its relationship with the provided evidence. MAPLE consists of three steps, as illustrated in Figure 1.

**(1) In-domain seq2seq training.** In order to leverage in-domain unlabeled data, i.e. claim-evidence pairs without veracity labels, we perform seq2seq training in two directions: claim-to-evidence and evidence-to-claim. For claim-to-evidence task, a T5-small (Raffel et al., 2020) model is fine-tuned for  $e$  epochs using all of the unlabeled claim-evidence pairs from the data pool with a size of  $d$ . At the end of each training epoch  $j$ , model inference is performed on each instance  $i$  to generate a mutation  $mutation\_e2c\_i$ . Similarly, another T5-small model is fine-tuned on evidence-to-claim task to generate mutations

$mutation\_e2c\_i$  for each training epoch  $j$ . For computational efficiency, the training is conducted with Low-Rank Adaptation (LoRA) (Hu et al., 2021), a parameter-efficient training method. In total, this step produces  $2 * d * e$  triples that consist of a claim  $c$ , an associated piece of evidence  $e$  and a generated mutation  $m$ .

**(2) SemSim transformation.** The SemSim transformation aims to transform the generated triples into numeric scores while recording the transition of mutation  $m$  during the training process in both claim-to-evidence task and evidence-to-claim task. Each triple is grouped into three pairs including claim-evidence pair  $c - e$ , claim-mutation pair  $c - m$  and evidence-mutation pair  $e - m$ . We measure the pairwise similarity with ‘SemSim’ score: first obtains sentence embeddings with model ‘sentence-transformers/all-mpnet-base-v2’ (Reimers and Gurevych, 2019), a sentence transformer model that is trained on over one billion sentences with contrastive training objective; then calculates cosine similarity scores on sentence embeddings for each pair. Each triple is transformed into an array of 3 ‘SemSim’ scores. All triples of a claim-evidence instance are concatenated as features of the instance.

**(3) Logistic classifier training with few-shot labeled data.** Using  $n$ -shot labeled data from the labeled data pool of size  $3n$ ,<sup>3</sup> i.e. claim-evidence pairs with veracity labels, a logistic classifier is trained. The transformed SemSim scores are used as input features to make predictions on veracity labels.<sup>4</sup>

## 4 Experiments

In this section, experiments comparing MAPLE with previous SOTA methods are presented.

### 4.1 Datasets

We carry out experiments on four dataset configurations using three datasets: FEVER, climate FEVER, and SciFact. The FEVER dataset is the

<sup>3</sup>For example, 1-shot experiments are conducted on a data pool that includes 3 labeled samples in total, i.e., one instance per class per claim verification task.

<sup>4</sup>Please note that MAPLE differs from data augmentation methods. Data augmentation generates pseudo-data and uses them as additional samples for model training; MAPLE does not treat mutations as additional training samples, but relies on them to obtain input features for logistic classifier training. From a tabular view, typical data augmentation methods generate additional rows but MAPLE operates on columns.

first large-scale fact-checking dataset and has had a significant impact in the field. SciFact and climate FEVER datasets are known to be challenging, technical, and free of synthetic data. Corresponding data samples and label distributions can be found in Appendix A.

**FEVER** FEVER (Thorne et al., 2018) is a large-scale dataset for automated fact-checking. It contains claims that are manually modified from Wikipedia sentences along with their corresponding Wikipedia evidences. Despite criticisms of its synthetic nature by researchers in the fact-checking domain, it has been widely used also outside of fact-checking. Various NLP benchmarks, such as KILT (Petroni et al., 2021), include the claim verification task of FEVER to test models’ reasoning capabilities. As is common in the general NLP community, we follow the practice of using oracle evidence, skipping the evidence retrieval step. We only use the test set of the original FEVER dataset, as it contains higher-quality data and the quantity is sufficient for few-shot experiments. We reserve 150 instances for each class to form a test set and leave the rest in the train set.

**cFEVER** Climate FEVER (Diggelmann et al., 2021) is a challenging, large-scale dataset that consists of claim and evidence pairs related to climate change, along with their veracity labels. Since the dataset does not naturally provide options for setting up retrieval modules, we directly use it for the claim verification task. Similarly, we reserve 150 instances for each class to form a test set and leave the rest in the train set.

**SciFact** SciFact (Wadden et al., 2020) provides scientific claims with their veracity labels, along with a collection of scientific paper abstracts, some of which contain rationales to resolve the claims. Additionally, it provides oracle rationales that can be linked to each claim. Unlike FEVER, research on SciFact places strong emphasis on the evidence retrieval module. Hence, we conduct experiments on SciFact with two configurations: SciFact\_oracle and SciFact\_retrieved. The former utilizes oracle evidence provided by the annotations, while the latter uses evidence retrieved by a retrieval model, namely BM25, to retrieve the top 3 abstracts as evidences (Wadden et al., 2022; Zeng and Zubiaga, 2023). We merge the original SciFact train set and dev set and redistribute the data to form a test set that contains 150 instances for each class, using the

rest as the train set.

## 4.2 Baselines

**SEED** SEED uses a sentence-transformer model that is trained on NLI tasks.<sup>5</sup>

**PET** PET uses BERT-base fine-tuned on the MNLI dataset.<sup>6</sup> It is trained with a batch size of 16, a learning rate of  $1e^{-5}$ , and training epochs of 3, following previous practice (Schick and Schütze, 2021a,b; Zeng and Zubiaga, 2023).

**LLaMA 2** LLaMA 2 experiments are conducted on the LLaMA 2 7b chat model.<sup>7</sup> Answers are generated by prompting with detailed instructions<sup>8</sup> and post-processed to match class labels<sup>9</sup>.

## 4.3 MAPLE

In our experiments, MAPLE uses the T5-small model for efficient training.<sup>10</sup> Training is conducted with LoRA from epoch 0 to epoch 20, using 0.0001 as learning rate, 16 as batch size, 512 as max length, 0.1 as LoRA dropout, 32 as LoRA alpha (Hu et al., 2021) and “Summarize:” as the prompt (Ramamurthy et al., 2023).

## 4.4 Experimental Setup

Our experimental setup is designed to conduct comprehensive few-shot experiments, where the term ‘n-shot’ refers to the number of samples available per class. As we focus on few-shot performance, our main experiments are conducted on 1-shot, 2-shot, 3-shot, 4-shot and 5-shot settings. To ensure the reliability and generalizability of our findings, each n-shot experiment has been repeated

<sup>5</sup>Huggingface hub model id ‘bert-base-nli-mean-tokens’ (Zeng and Zubiaga, 2022).

<sup>6</sup>Huggingface hub model id ‘textattack/bert-base-uncased-MNLI’. See performance using alternative model checkpoint in Appendix B.1.

<sup>7</sup>Huggingface hub model id ‘Llama-2-7b-chat-hf’. See performance using alternative model checkpoint in Appendix B.1.

<sup>8</sup>After evaluating several prompts, the subsequent one is employed due to its superior performance.: “Please perform the task of claim verification: you are given a claim and a piece of evidence, your goal is to classify the pair out of ‘SUPPORTS’, ‘REFUTES’ and ‘NOT\_ENOUGH\_INFO’. Here are a few examples: claim: train\_claim\_i evidence: train\_evidences\_i label: train\_label\_i What is the label for the following pair out of ‘SUPPORTS’, ‘REFUTES’ and ‘NOT\_ENOUGH\_INFO’? Answer with the label only.”

<sup>9</sup>Post-processing primarily includes stripping formatting strings and removing “label: ”. The remaining responses that do not belong to any of the labels are mapped into the “NOT\_ENOUGH\_INFO” class, e.g. responses such as “?” and “Please give me the answer”.

<sup>10</sup>Huggingface hub model id ‘t5-small’ (Raffel et al., 2020).

100 times with sampling seeds ranging from 123 to 223. We present the main results in Section 5. We also present further experiments showing the trend going up to 50 shots in Appendix B.3.

## 5 Results

In this section, we present the results of our experiments with a focus on few-shot settings.

Figure 2 illustrates the F1 performance within the 5-shot setting.<sup>11</sup> Across the four dataset configurations, MAPLE shows noticeable performance advantages within the 5-shot setting, validating its effectiveness in few-shot scenarios and robustness across datasets. It achieves this primarily by starting from a high performance point and steadily improving within 5 shots. Although SEED underperforms MAPLE, it showcases strong learning capabilities, and its relatively lower performance is primarily due to a low starting point. Surprisingly, PET and LLaMA 2 perform poorly within the 5-shot range, generally starting low and exhibiting limited learning capabilities.

On the FEVER dataset, MAPLE demonstrates significant improvements over the baselines. Specifically, MAPLE achieves a very high F1 score over 0.6 at 1 shot, outperforming SEED, PET, and LLaMA 2, which commence at approximately 0.25, 0.37, and 0.38, respectively. Within 5 shots, MAPLE exhibits a steady performance improvement, surpassing an F1 score of 0.7. While SEED and PET also experience notable performance boosts, with SEED approaching just below 0.6 and PET reaching below 0.5, LLaMA 2 encounters a slight performance drop, settling around 0.36.

On the cFEVER dataset, the performance of all methods exhibits a considerable decrease compared to FEVER, highlighting the challenging nature of the dataset. While MAPLE maintains its leading position overall, the performance margin is narrower. It initiates above 0.3 and achieves scores surpassing 0.4. SEED begins even lower, below 0.3, but manages to surpass 0.4, albeit slightly trailing behind MAPLE. PET encounters greater challenges overall, commencing below SEED and only slightly exceeding 0.3. LLaMA 2 excels initially with a score of 0.38 but experiences a drop to 0.37.

On the SciFact\_oracle dataset configuration, despite the overall performance being better than

cFEVER but worse than FEVER across all methods, MAPLE maintains superiority within 5 shots. It initiates around 0.4 and concludes around 0.45. SEED begins around 0.3 and lags behind MAPLE, while PET starts higher than SEED but lower than MAPLE, failing to surpass them within 5 shots. LLaMA 2 performs comparably to PET, starting at 0.37 and finishing at 0.40.

On the SciFact\_retrieved dataset configuration, MAPLE demonstrates a slightly better performance compared to SciFact\_oracle, while all baseline methods exhibit a substantial decline in performance compared to SciFact\_oracle. Consequently, MAPLE achieves a larger performance margin. It commences above 0.4 and concludes around 0.5. SEED starts at a very low point, below 0.3, and approaches 0.4 at 5 shots. PET initiates around 0.35 but struggles to learn effectively within 5 shots, resulting in an even lower score. LLaMA 2 starts at 0.32 and 0.29 and experiences a notable drop to 0.18 and 0.17 immediately afterwards.<sup>12</sup>

In general, LLaMA 2 displays reasonable one-shot performance but shows limited learning capabilities within 5 shots. Despite PET’s use of gradient descent to update the parameters of a large language model, this strategy does not yield satisfactory results within the 5-shot range. On the other hand, MAPLE and SEED showcase relatively rapid convergence due to their limited number of trainable parameters. MAPLE stands out with a significantly higher level of performance compared to all baselines overall, demonstrating its capacity to leverage limited data for notable results and effectiveness as a few-shot claim verification model.

It’s crucial to highlight that while most experiments are conducted in oracle settings, real-world claim verification often introduces the challenge of imperfect evidences. Therefore, achieving optimal performance in the SciFact\_retrieved dataset, where evidence is noisy and lengthy, is particularly significant. This accomplishment highlights MAPLE’s robustness to noisy and challenging data in realistic fact-checking scenarios.

## 6 Ablation Studies

**Training algorithms** With the growing interest in reinforcement learning (RL) and parameter-efficient training, this ablation study investigates

<sup>11</sup>Please see detailed classwise performance in Appendix B.2

<sup>12</sup>Note that the SciFact\_retrieved dataset configuration comprises lengthy instances that may exceed the maximum context length for LLaMA 2. Addressing this issue would necessitate additional techniques.

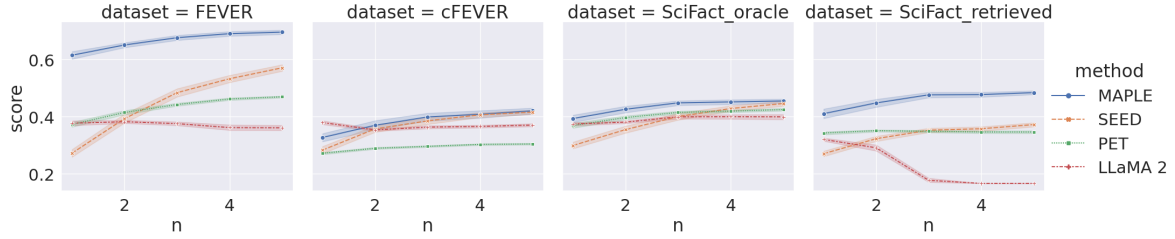


Figure 2: F1 performance within 5 shots.

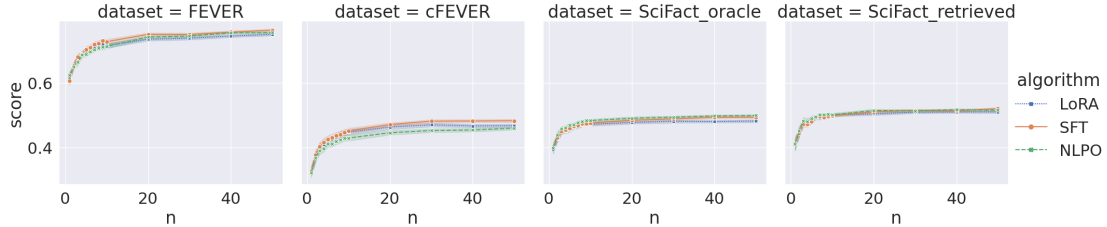


Figure 3: Comparison of MAPLE performance using different training algorithms for in-domain seq2seq training. The label “LoRA” represents parameter-efficient training method Low-Rank Adaptation, “SFT” indicates supervised fine-tuning and “NLPO” refers to reinforcement learning with the NLPO policy.

the effects of utilizing different training algorithms. Specifically, we compare LoRA, Supervised Fine-Tuning (SFT) and Natural Language Policy Optimization (NLPO), an innovative RL method that offers enhanced stability and performance compared to previous policy gradient methods (Ramanurthy et al., 2023). As presented in Figure 4, the overall differences in performance among the algorithms are relatively marginal. SFT demonstrates best results on the FEVER and cFEVER datasets, while NLPO outperforms on the SciFact\_oracle and SciFact\_retrieved datasets. Notably, despite the largely reduced computational burden by utilizing LoRA,<sup>13</sup> the observed performance drops are modest. Therefore, MAPLE conducts in-domain seq2seq training with LoRA.

**Metrics** MAPLE uses our proposed ‘SemSim’ metric to measure and analyze the pairwise language evolution. This ablation section presents the comparison with a number of established NLG metrics, including ‘BLEU’, ‘ROUGE’, ‘METEOR’, ‘SacreBLEU’, ‘BLEURT’, and ‘BARTScore’.

Figure 4 illustrates the performance variations of MAPLE when employing different metrics. Across all datasets, the ‘SemSim’ metric demonstrates superior performance compared to other metrics, showcasing a significant improvement gap. This highlights the advantages of ‘SemSim’, establish-

<sup>13</sup>For T5-small, the trainable % with LoRA is 0.485 (294,912/60,801,536). Please see a detailed efficiency comparison with SFT in Appendix C.1.

ing it as the optimal choice for MAPLE. By focusing on measuring semantic similarity as a primary component, we can effectively analyze the micro pairwise evolution of language in a seq2seq learning process, which is captured by generated mutations across training epochs. In contrast, metrics based solely on lexical overlap, or utilizing an LLM that is not trained on substantial sentence pair data, may be less indicative in capturing the nuances of language evolution. The emphasis on fine-grained semantic similarity provides highly informative insights, particularly in assessing the learning difficulty of instances for seq2seq generation. As ‘SemSim’ surpasses many established NLG metrics in this task, it shows its potential for broader applications as a general NLG evaluation metric.

## 7 Analysis and Discussion

Despite recent research on generating rationales and explanations (Atanasova et al., 2020; Kotonya and Toni, 2020b; Schuster et al., 2021), existing approaches heavily depend on directly fine-tuning PLMs, hindering the understanding of their decision-making process. MAPLE stands out by providing tangible and traceable solutions, guided by the principle that sentence pairs with different relations present distinct challenges for seq2seq generation. Figure 5 further supports this principle and elucidates the effectiveness of MAPLE. Overall, the ‘SemSim’ scores for ‘NOT\_ENOUGH\_INFO’

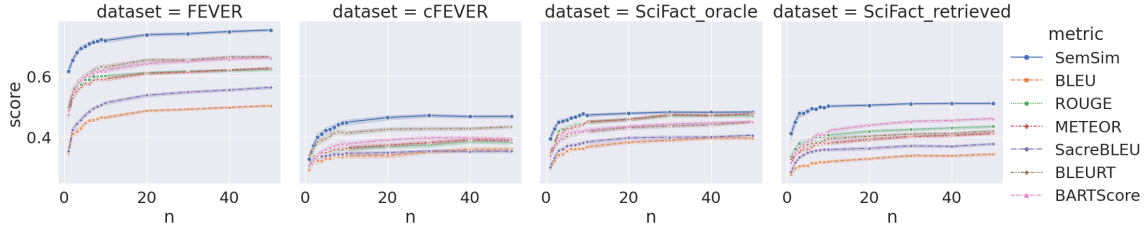


Figure 4: Comparison of MAPLE performance using the proposed ‘SemSim’ metric and alternative metrics to measure micro pairwise language evolution.

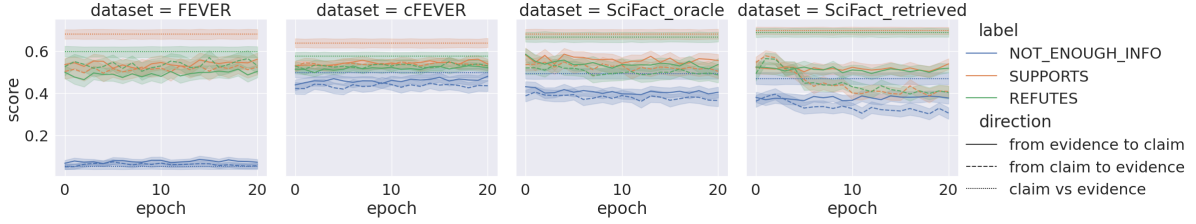


Figure 5: Example signals captured for classification, using the ‘SemSim’ score for target-mutation pairs on the test.

are significantly lower than those for ‘SUPPORTS’ and ‘REFUTES’, enabling easy differentiation between ‘NOT\_ENOUGH\_INFO’ and other classes<sup>14</sup>. Furthermore, generating a piece of evidence from a claim proves to be more challenging than generating a claim from a piece of evidence. Generating claims primarily needs the removal of redundant or unnecessary content, while generating evidence requires the model to expand the existing content. Furthermore, figure 5 shows that generating a claim is easier for ‘SUPPORTS’ than for ‘REFUTES’, while generating evidence is easier for ‘REFUTES’ than for ‘SUPPORTS’. This pattern allows for a distinction between the two categories. With its enhanced interpretability and traceability, MAPLE aims to bolster the reliability and trustworthiness of the claim verification process.

Moreover, by comparing the difficulty among datasets based on the above information, we can gain insights into the varying challenges posed by different domains. For example, if a dataset such as FEVER consistently exhibits high ‘SemSim’ scores and low standard deviation during in-domain seq2seq training, it suggests that the claims and evidences within that dataset are easier to match and converge upon. On the other hand, datasets such as cFEVER with lower ‘SemSim’ scores, higher standard deviation, and longer convergence time indicate greater difficulty in aligning claims and evidences. This comparative analysis

<sup>14</sup>The detailed classwise performance in Appendix B.2 shows that MAPLE has the best performance on ‘NOT\_ENOUGH\_INFO’ class.

allows us to understand the relative complexities of fact-checking in different settings and further enhances the interpretability of MAPLE’s performance across datasets.

Moreover, MAPLE’s low demand on annotations and computing facilities enhances its efficiency and accessibility. Both step (1) in-domain seq2seq training and step (2) SemSim transformation only require unlabeled claim-evidence pairs and limited annotations are only required for step (3) logistic classifier training with few-shot labelled data. While performing steps (1) and (2) over the entire unlabeled pool may seem burdensome, such practice only takes from minutes to few hours.<sup>15</sup> Due to MAPLE’s efficiency and accessibility by design, training and deploying can be easily accomplished on Google Colab with a free account or even on a personal laptop. In real-world scenarios where the claim verification team has accumulated a substantial collection of claim-evidence pairs, which can be claims with annotated oracle evidences or claims with retrieved noisy evidences, they can initiate steps (1) and (2) and this process can be completed while the team actively acquires a small number of labeled samples. Subsequently, step (3) training a logistic classifier with the newly acquired data only takes seconds and MAPLE is ready for deployment. By designing such an efficient workflow, the application of MAPLE in real-world scenarios can bring in a decent claim verifi-

<sup>15</sup>Please see detailed overall runtime report in Appendix C.2.



cation model with minimal cost in annotation and computational resources. Overall, MAPLE holds practical value for fact-checking in real-world contexts, particularly as a tool to assist fact-checkers in combating emerging domains of misinformation.

## 8 Future Directions

With the development of MAPLE, several promising directions for future research emerge:

**Self-supervised Extensions** Currently, MAPLE combines language transition signals with a traditional logistic classifier for classification. A further research avenue could include its development into a fully self-supervised system by integrating clustering methods.

**NLG metric Adaptability** While we propose ‘SemSim’ as an NLG metric and have demonstrated its performance advantages for MAPLE, a comprehensive evaluation of ‘SemSim’ for broader tasks and domains would enhance the understanding.

Most prevalent NLG evaluation metrics currently calculate similarity scores based on sentence embeddings only, including the proposed metric ‘SemSim’ in this paper, whereas MAPLE offers nuanced insights derived from the seq2seq training dynamics. Converting MAPLE, which combines ‘SemSim’ and T5 training, into a general NLG evaluation metric would be a promising research direction.

**Human-in-the-loop Workflow** As previously demonstrated, MAPLE shows potential for assisting fact-checkers in real-world scenarios. Fully exploring this potential primarily involves leveraging MAPLE as a claim verification model in fact-checking organizations. Additionally, it can serve as the backbone of an active learning system, facilitating data annotation prioritization.

## 9 Conclusions

In this paper, we introduce MAPLE, a novel approach for few-shot claim verification. By leveraging language transition signals during seq2seq training convergence, MAPLE achieves SOTA performance in precisely predicting claim veracity labels with reference to associated evidences in few-shot learning scenarios. Through extensive experiments and analysis on multiple datasets, we validate its effectiveness, robustness, interpretability, efficiency and accesibility.

## Limitations

The model demonstrates quick convergence, which makes it more suitable for few-shot settings. To expand the applicability of MAPLE to higher-shot scenarios, further research and improvements are required.

## Ethics Statement

We declare that there are no conflicts of interest, ethical concerns, or potential risks associated with this work. All of the used scientific artifacts are public open-source artifacts that are under licenses such as Apache License 2.0 and CC-BY 4.0 License and our use is consistent with their intended use. All used data does not contain any information that names or uniquely identifies individual people or offensive content and has been manually checked by the authors.

## Acknowledgements

Xia Zeng is funded by China Scholarship Council (CSC). Arkaitz Zubiaga acknowledges support from the European Union and UK Research and Innovation under Grant No. 101073351 as part of Marie Skłodowska-Curie Actions (MSCA Hybrid Intelligence to monitor, promote, and analyze transformations in good democracy practices). This research utilised Queen Mary’s Apocrita HPC facility, supported by QMUL Research-IT. <http://doi.org/10.5281/zenodo.438045>

## References

- Pepa Atanasova, Jakob Grue Simonsen, Christina Lioma, and Isabelle Augenstein. 2020. [Generating fact checking explanations](#). In *Proceedings of the 58th Annual Meeting of the Association for Computational Linguistics*, pages 7352–7364, Online. Association for Computational Linguistics.
- Satanjeev Banerjee and Alon Lavie. 2005. [METEOR: An Automatic Metric for MT Evaluation with Improved Correlation with Human Judgments](#). In *Proceedings of the ACL Workshop on Intrinsic and Extrinsic Evaluation Measures for Machine Translation and/or Summarization*, pages 65–72, Ann Arbor, Michigan. Association for Computational Linguistics.
- Lingjiao Chen, Matei Zaharia, and James Zou. 2023. [How is chatgpt’s behavior changing over time?](#)
- Alina Maria Ciobanu and Liviu P. Dinu. 2018. [Simulating Language Evolution: a Tool for Historical Linguistics](#). In *Proceedings of the 27th International*

- Conference on Computational Linguistics: System Demonstrations*, pages 68–72, Santa Fe, New Mexico. Association for Computational Linguistics.
- Thomas Diggelmann, Jordan Boyd-Graber, Jannis Bulian, Massimiliano Ciaramita, and Markus Leippold. 2021. [CLIMATE-FEVER: A Dataset for Verification of Real-World Climate Claims](#). *arXiv:2012.00614 [cs]*. ArXiv: 2012.00614.
- Zhijiang Guo, Michael Schlichtkrull, and Andreas Vlachos. 2022. [A Survey on Automated Fact-Checking](#). *Transactions of the Association for Computational Linguistics*, 10:178–206.
- Edward J. Hu, Yelong Shen, Phillip Wallis, Zeyuan Allen-Zhu, Yuanzhi Li, Shean Wang, Lu Wang, and Weizhu Chen. 2021. [Lora: Low-rank adaptation of large language models](#).
- Rhea Kapur and Phillip Rogers. 2020. [Modeling language evolution and feature dynamics in a realistic geographic environment](#). In *Proceedings of the 28th International Conference on Computational Linguistics*, pages 788–798, Barcelona, Spain (Online). International Committee on Computational Linguistics.
- Neema Kotonya and Francesca Toni. 2020a. [Explainable Automated Fact-Checking: A Survey](#). In *Proceedings of the 28th International Conference on Computational Linguistics*, pages 5430–5443, Barcelona, Spain (Online). International Committee on Computational Linguistics.
- Neema Kotonya and Francesca Toni. 2020b. [Explainable automated fact-checking for public health claims](#). In *Proceedings of the 2020 Conference on Empirical Methods in Natural Language Processing (EMNLP)*, pages 7740–7754, Online. Association for Computational Linguistics.
- Nayeon Lee, Yejin Bang, Andrea Madotto, and Pascale Fung. 2021. [Towards Few-shot Fact-Checking via Perplexity](#). In *Proceedings of the 2021 Conference of the North American Chapter of the Association for Computational Linguistics: Human Language Technologies*, pages 1971–1981, Online. Association for Computational Linguistics.
- Torvald Lekvam, Björn Gambäck, and Lars Bungum. 2014. [Agent-based modeling of language evolution](#). In *Proceedings of the 5th Workshop on Cognitive Aspects of Computational Language Learning (CogACL)*, pages 49–54, Gothenburg, Sweden. Association for Computational Linguistics.
- Xiangci Li, Gully Burns, and Nanyun Peng. 2021. [A Paragraph-level Multi-task Learning Model for Scientific Fact-Verification](#). *arXiv:2012.14500 [cs]*. ArXiv: 2012.14500.
- Chin-Yew Lin. 2004. [ROUGE: A Package for Automatic Evaluation of Summaries](#). In *Text Summarization Branches Out*, pages 74–81, Barcelona, Spain. Association for Computational Linguistics.
- Preslav Nakov, D. Corney, Maram Hasanain, Feroj Alam, Tamer Elsayed, A. Barr’-on-Cedeno, Paolo Papotti, Shaden Shaar, and Giovanni Da San Martino. 2021. [Automated Fact-Checking for Assisting Human Fact-Checkers](#). In *IJCAI*.
- Javad Nouri and Roman Yangarber. 2016. [Modeling language evolution with codes that utilize context and phonetic features](#). In *Proceedings of the 20th SIGNLL Conference on Computational Natural Language Learning*, pages 136–145, Berlin, Germany. Association for Computational Linguistics.
- OpenAI. 2023. [Gpt-4 technical report](#).
- Kishore Papineni, Salim Roukos, Todd Ward, and Wei-Jing Zhu. 2002. [Bleu: a Method for Automatic Evaluation of Machine Translation](#). In *Proceedings of the 40th Annual Meeting of the Association for Computational Linguistics*, pages 311–318, Philadelphia, Pennsylvania, USA. Association for Computational Linguistics.
- Fabio Petroni, Aleksandra Piktus, Angela Fan, Patrick Lewis, Majid Yazdani, Nicola De Cao, James Thorne, Yacine Jernite, Vladimir Karpukhin, Jean Maillard, Vassilis Plachouras, Tim Rocktäschel, and Sebastian Riedel. 2021. [KILT: a Benchmark for Knowledge Intensive Language Tasks](#). In *Proceedings of the 2021 Conference of the North American Chapter of the Association for Computational Linguistics: Human Language Technologies*, pages 2523–2544, Online. Association for Computational Linguistics.
- Matt Post. 2018. [A Call for Clarity in Reporting BLEU Scores](#). In *Proceedings of the Third Conference on Machine Translation: Research Papers*, pages 186–191, Brussels, Belgium. Association for Computational Linguistics.
- Ronak Pradeep, Xueguang Ma, Rodrigo Nogueira, and Jimmy Lin. 2021. [Scientific Claim Verification with VerT5erini](#). In *Proceedings of the 12th International Workshop on Health Text Mining and Information Analysis*, pages 94–103, online. Association for Computational Linguistics.
- Colin Raffel, Noam Shazeer, Adam Roberts, Katherine Lee, Sharan Narang, Michael Matena, Yanqi Zhou, Wei Li, and Peter J. Liu. 2020. [Exploring the Limits of Transfer Learning with a Unified Text-to-Text Transformer](#). ArXiv:1910.10683 [cs, stat].
- Rajkumar Ramamurthy, Prithviraj Ammanabrolu, Kianté Brantley, Jack Hessel, Rafet Sifa, Christian Bauckhage, Hannaneh Hajishirzi, and Yejin Choi. 2023. [Is Reinforcement Learning \(Not\) for Natural Language Processing: Benchmarks, Baselines, and Building Blocks for Natural Language Policy Optimization](#). ArXiv:2210.01241 [cs].
- Ashish Rana, Pujit Golchha, Roni Juntunen, Andreea Coaja, Ahmed Elzamarany, Chia-Chien Hung, and Simone Paolo Ponzetto. 2022a. [LEVIRANK: Limited Query Expansion with Voting Integration for Document Retrieval and Ranking](#).

- Ashish Rana, Deepanshu Khanna, Tirthankar Ghosal, Muskaan Singh, Harpreet Singh, and Prashant Singh Rana. 2022b. [RerrFact: Reduced Evidence Retrieval Representations for Scientific Claim Verification](#). ArXiv:2202.02646 [cs].
- Nils Reimers and Iryna Gurevych. 2019. [SentenceBERT: Sentence Embeddings using Siamese BERT-Networks](#). In *Proceedings of the 2019 Conference on Empirical Methods in Natural Language Processing and the 9th International Joint Conference on Natural Language Processing (EMNLP-IJCNLP)*, pages 3982–3992, Hong Kong, China. Association for Computational Linguistics.
- Timo Schick and Hinrich Schütze. 2021a. [Exploiting Cloze-Questions for Few-Shot Text Classification and Natural Language Inference](#). In *Proceedings of the 16th Conference of the European Chapter of the Association for Computational Linguistics: Main Volume*, pages 255–269, Online. Association for Computational Linguistics.
- Timo Schick and Hinrich Schütze. 2021b. [It’s Not Just Size That Matters: Small Language Models Are Also Few-Shot Learners](#). In *Proceedings of the 2021 Conference of the North American Chapter of the Association for Computational Linguistics: Human Language Technologies*, pages 2339–2352, Online. Association for Computational Linguistics.
- Tal Schuster, Adam Fisch, and Regina Barzilay. 2021. [Get your vitamin C! robust fact verification with contrastive evidence](#). In *Proceedings of the 2021 Conference of the North American Chapter of the Association for Computational Linguistics: Human Language Technologies*, pages 624–643, Online. Association for Computational Linguistics.
- Thomas C. Scott-Phillips and Simon Kirby. 2010. [Language evolution in the laboratory](#). *Trends in Cognitive Sciences*, 14(9):411–417.
- Thibault Sellam, Dipanjan Das, and Ankur Parikh. 2020. [BLEURT: Learning Robust Metrics for Text Generation](#). In *Proceedings of the 58th Annual Meeting of the Association for Computational Linguistics*, pages 7881–7892, Online. Association for Computational Linguistics.
- James Thorne and Andreas Vlachos. 2018. [Automated Fact Checking: Task Formulations, Methods and Future Directions](#). In *Proceedings of the 27th International Conference on Computational Linguistics*, pages 3346–3359, Santa Fe, New Mexico, USA. Association for Computational Linguistics.
- James Thorne, Andreas Vlachos, Christos Christodoulopoulos, and Arpit Mittal. 2018. [FEVER: a Large-scale Dataset for Fact Extraction and VERification](#). In *Proceedings of the 2018 Conference of the North American Chapter of the Association for Computational Linguistics: Human Language Technologies, Volume 1 (Long Papers)*, pages 809–819, New Orleans, Louisiana. Association for Computational Linguistics.
- Hugo Touvron, Louis Martin, Kevin Stone, Peter Albert, Amjad Almahairi, Yasmine Babaei, Nikolay Bashlykov, Soumya Batra, Prajjwal Bhargava, Shruti Bhosale, Dan Bikel, Lukas Blecher, Cristian Canton Ferrer, Moya Chen, Guillem Cucurull, David Esiohu, Jude Fernandes, Jeremy Fu, Wenyin Fu, Brian Fuller, Cynthia Gao, Vedanuj Goswami, Naman Goyal, Anthony Hartshorn, Saghar Hosseini, Rui Hou, Hakan Inan, Marcin Kardas, Viktor Kerkez, Madian Khabsa, Isabel Kloumann, Artem Korenev, Punit Singh Koura, Marie-Anne Lachaux, Thibaut Lavril, Jenya Lee, Diana Liskovich, Yinghai Lu, Yuning Mao, Xavier Martinet, Todor Mihaylov, Pushkar Mishra, Igor Molybog, Yixin Nie, Andrew Poulton, Jeremy Reizenstein, Rashi Rungta, Kalyan Saladi, Alan Schelten, Ruan Silva, Eric Michael Smith, Ranjan Subramanian, Xiaoqing Ellen Tan, Binh Tang, Ross Taylor, Adina Williams, Jian Xiang Kuan, Puxin Xu, Zheng Yan, Iliyan Zarov, Yuchen Zhang, Angela Fan, Melanie Kambadur, Sharan Narang, Aurelien Rodriguez, Robert Stojnic, Sergey Edunov, and Thomas Scialom. 2023. [Llama 2: Open foundation and fine-tuned chat models](#).
- David Wadden, Shanchuan Lin, Kyle Lo, Lucy Lu Wang, Madeleine van Zuylen, Arman Cohan, and Hannaneh Hajishirzi. 2020. [Fact or Fiction: Verifying Scientific Claims](#). arXiv:2004.14974 [cs]. ArXiv: 2004.14974.
- David Wadden, Kyle Lo, Lucy Lu Wang, Arman Cohan, Iz Beltagy, and Hannaneh Hajishirzi. 2022. [MultiVerS: Improving scientific claim verification with weak supervision and full-document context](#). In *Findings of the Association for Computational Linguistics: NAACL 2022*, pages 61–76, Seattle, United States. Association for Computational Linguistics.
- Weizhe Yuan, Graham Neubig, and Pengfei Liu. 2021. [BARTScore: Evaluating Generated Text as Text Generation](#). In *Advances in Neural Information Processing Systems*, volume 34, pages 27263–27277. Curran Associates, Inc.
- Xia Zeng, Amani S. Abumansour, and Arkaitz Zubiaga. 2021. [Automated fact-checking: A survey](#). *Language and Linguistics Compass*, 15(10):e12438.
- Xia Zeng and Arkaitz Zubiaga. 2021. [QMUL-SDS at SCIVER: Step-by-Step Binary Classification for Scientific Claim Verification](#). pages 116–123.
- Xia Zeng and Arkaitz Zubiaga. 2022. [Aggregating pairwise semantic differences for few-shot claim verification](#). *PeerJ Computer Science*, 8:e1137. Publisher: PeerJ Inc.
- Xia Zeng and Arkaitz Zubiaga. 2023. [Active PETs: Active Data Annotation Prioritisation for Few-Shot Claim Verification with Pattern Exploiting Training](#). In *Findings of the Association for Computational Linguistics: EACL 2023*, pages 190–204, Dubrovnik, Croatia. Association for Computational Linguistics.
- Zhiwei Zhang, Jiyi Li, Fumiyo Fukumoto, and Yanming Ye. 2021. [Abstract, Rationale, Stance: A Joint Model](#)

for Scientific Claim Verification. In *Proceedings of the 2021 Conference on Empirical Methods in Natural Language Processing*, pages 3580–3586, Online and Punta Cana, Dominican Republic. Association for Computational Linguistics.

## A Datasets Appendix

Table 2 shows label distributions and Table 1 presents data samples for each dataset.

## B Performance Appendix

### B.1 Detailed performance comparison across methods

Here we present a detailed numeric performance comparison of the methods discussed, as well as alternative model checkpoints for PET<sup>16</sup> and LLaMA 2<sup>17,18</sup>. Tables 3, 4, 5 and 6 report on FEVER, cFEVER, SciFact\_oracle and SciFact\_retrieved dataset configurations respectively.

### B.2 MAPLE Classwise Performance within 5 shots

Table 7 presents MAPLE’s classwise performance. In general, MAPLE is most capable of distinguishing NOT\_ENOUGH\_INFO samples from the others and the least capable when dealing with REFUTES samples.

### B.3 Performance comparison within 50 shots

Figure 6 illustrates the F1 results within the 50-shot setting. The experiments are conducted on SEED, PET and MAPLE, as LLaMA 2 imposes high demand on computational budget. MAPLE demonstrates superior performance in three out of four dataset configurations, specifically FEVER, cFEVER, and SciFact\_retrieved. Although it is not the top performing approach in the SciFact\_oracle setting, it holds the highest position until surpassed by SEED at 8 shots, followed by PET at 30 shots.

<sup>16</sup>We report all six model checkpoints used in Active PETs.

<sup>17</sup>We report all three models that have chat capabilities.

<sup>18</sup>When the same prompt we designed for 7b model is used on 13b and 70b models, the model performance is significantly lower and even fails to yield responses in many cases and vice versa. Hence, the results for 13b and 70b models in this section are generated with a prompt that is slightly different from the one we used for 7b model. The prompt we used here is “Please perform the task of claim verification. Given a claim and a piece of evidence, your goal is to classify them into one of the following classes: ‘SUPPORTS’, ‘REFUTES’ and ‘NOT\_ENOUGH\_INFO’. Here are a few examples: Claim: ‘train\_claim\_i’ Evidence: ‘train\_evidences\_i’ ‘train\_labels\_i’”. The post-process remains the same.

On the FEVER dataset, MAPLE achieves significant improvements over the baselines when provided with fewer than 50 shots. MAPLE starts with a very high performance around 0.6 and converges around 20 shots, reaching approximately 0.8. Despite starting from a very low point, SEED learns rapidly within 10 shots and converges around 20 shots with a score below 0.7. PET demonstrates remarkable learning capabilities within 50 shots, as its performance steadily rises to around 0.8.

On the cFEVER dataset, MAPLE remains the best-performing method within 50 shots, although with only a slight margin over SEED. Both MAPLE and SEED exhibit similar performance curves, converging around 20 to 30 shots with scores approaching 0.5. PET shows a different pattern, steadily learning over the range of 50 shots but ending with a lower score compared to the other methods.

On the SciFact\_oracle dataset, MAPLE starts strongly but shows limited improvements with more data, converging within 8 shots at approximately 0.48. This may be attributed to the challenging nature of the scientific domain. SEED and PET manage to surpass MAPLE in this case, with SEED converging at 50 shots and achieving a score of around 0.55. PET surpasses MAPLE after being provided with over 20 shots and surpasses SEED after receiving over 30 shots.

On the SciFact\_retrieved dataset, unlike in the SciFact\_oracle case, MAPLE maintains a clear advantage within 50 shots. MAPLE starts above 0.4 and converges around 20 to 30 shots with a score above 0.5. With retrieved evidence, both SEED and PET experience a performance dip compared to the oracle evidence scenario. SEED also converges around 20 to 30 shots, but with a score above 0.4. PET experiences a dip early on, around 10 shots, dropping to approximately 0.3, despite starting around 0.35. Afterwards, it recovers and reaches above 0.45 at 50 shots, although still lower than MAPLE.

## C Runtime Appendix

### C.1 LoRA vs SFT Runtime comparison

We present the runtime comparison of LoRA and SFT on performing Seq2seq training on T5-small. While the efficiency gain varies on the given training data, table 8 shows that significant time savings across all experimented datasets.

FEVER		
Claim	Evidence	Veracity
"In 2015, among Americans, more than 50% of adults had consumed alcoholic drink at some point."	"For instance, in 2015, among Americans, 89% of adults had consumed alcohol at some point, 70% had drunk it in the last year, and 56% in the last month."	'SUPPORTS'
"Dissociative identity disorder is known only in the United States of America."	"DID is diagnosed more frequently in North America than in the rest of the world, and is diagnosed three to nine times more often in females than in males."	'REFUTES'
"Freckles induce neuromodulation."	"Margarita Sharapova (born 15 April 1962) is a Russian novelist and short story writer whose tales often draw on her former experience as an animal trainer in a circus."	'NOT_ENOUGH_INFO'
cFEVER		
Claim	Evidence	Veracity
"Coral atolls grow as sea levels rise."	"Gradual sea-level rise also allows for coral polyp activity to raise the atolls with the sea level."	'SUPPORTS'
"There's no trend in hurricane-related flooding in the U.S."	"Widespread heavy rainfall contributed to significant inland flooding from Louisiana into Arkansas."	'REFUTES'
"The warming is not nearly as great as the climate change computer models have predicted."	"The model predicted <0.2 °C warming for upper air at 700 mb and 500 mb."	'NOT_ENOUGH_INFO'
SCIFACT_oracle		
Claim	Evidence	Veracity
"Macropinocytosis contributes to a cell's supply of amino acids via the intracellular uptake of protein."	"Here, we demonstrate that protein macropinocytosis can also serve as an essential amino acid source."	'SUPPORTS'
"Gene expression does not vary appreciably across genetically identical cells."	"Genetically identical cells sharing an environment can display markedly different phenotypes."	'REFUTES'
"Fz/PCP-dependent Pk localizes to the anterior membrane of notochord cells during zebrafish neuralation."	"These results reveal a function for PCP signalling in coupling cell division and morphogenesis at neurulation and indicate a previously unrecognized mechanism that might underlie NTDs."	'NOT_ENOUGH_INFO'
SCIFACT_retrieved		
Claim	Evidence	Veracity
"Neutrophil extracellular trap (NET) antigens may contain the targeted autoantigens PR3 and MPO."	"Netting neutrophils in autoimmune small-vessel vasculitis Small-vessel vasculitis (SVV) is a chronic autoinflammatory condition linked to antineutrophil cytoplasm autoantibodies (ANCA). Here we show that chromatin fibers, so-called neutrophil extracellular traps (NETs), are released by ANCA-stimulated neutrophils and contain the targeted autoantigens proteinase-3 (PR3) and myeloperoxidase (MPO). Deposition of NETs in inflamed kidneys and circulating MPO-DNA complexes suggest that NET formation triggers vasculitis and promotes the autoimmune response against neutrophil components in individuals with SVV."	'SUPPORTS'
"Cytochrome c is transferred from cytosol to the mitochondrial intermembrane space during apoptosis."	"At the gates of death. Apoptosis that proceeds via the mitochondrial pathway involves mitochondrial outer membrane permeabilization (MOMP), responsible for the release of cytochrome c and other proteins of the mitochondrial intermembrane space. This essential step is controlled and mediated by proteins of the Bcl-2 family. The proapoptotic proteins Bax and Bak are required for MOMP, while the antiapoptotic Bcl-2 proteins, including Bcl-2, Bcl-xL, Mcl-1, and others, prevent MOMP. Different proapoptotic BH3-only proteins act to interfere with the function of the antiapoptotic Bcl-2 members and/or activate Bax and Bak. Here, we discuss an emerging view, proposed by Certo et al. in this issue of Cancer Cell, on how these interactions result in MOMP and apoptosis."	'REFUTES'
"Incidence of heart failure increased by 10% in women since 1979."	"Clinical epidemiology of heart failure. The aim of this paper is to review the clinical epidemiology of heart failure. The last paper comprehensively addressing the epidemiology of heart failure in Heart appeared in 2000. Despite an increase in manuscripts describing epidemiological aspects of heart failure since the 1990s, additional information is still needed, as indicated by various editorials."	'NOT_ENOUGH_INFO'

Table 1: Data samples for each dataset.

Table 2: Unlabelled pool label distribution for each dataset.

	FEVER	cFEVER	SciFact_oracle	SciFact_retrieved
'SUPPORTS'	3099	1789	356	266
'REFUTES'	3069	652	115	61
'NOT_ENOUGH_INFO'	3183	4778	294	2530
<b>Total unlabelled pairs</b>	<b>9351</b>	<b>7219</b>	<b>765</b>	<b>2857</b>

FEVER n-shot	method	F1		Accuracy	
		mean	std	mean	std
1	Llama-2-7b-chat-hf	0.3776	0.0438	0.4771	0.0439
	Llama-2-13b-chat-hf	0.4351	0.0613	0.5034	0.0506
	Llama-2-70b-chat-hf	0.2617	0.0427	0.3800	0.0258
	MAPLE	0.6155	0.0645	0.6459	0.0506
	PET_microsoft/deberta-base-mnli	0.3394	0.0351	0.3582	0.0293
	PET_microsoft/deberta-large-mnli	0.4978	0.1011	0.5193	0.0877
	PET_roberta-large-mnli	0.2158	0.0516	0.2408	0.0670
	PET_textattack/bert-base-uncased-MNLI	0.3731	0.0456	0.4089	0.0278
	PET_textattack/roberta-base-MNLI	0.2190	0.0409	0.3139	0.0383
	PET_yoshitomo-matsubara/bert-large-uncased-mnli	0.4214	0.0480	0.4509	0.0429
SEED_bert-base-nli-mean-tokens	0.2724	0.0689	0.3748	0.0494	
2	Llama-2-7b-chat-hf	0.3827	0.0301	0.4796	0.0314
	Llama-2-13b-chat-hf	0.3929	0.0504	0.4719	0.0393
	Llama-2-70b-chat-hf	0.2745	0.0402	0.3883	0.0256
	MAPLE	0.6514	0.0460	0.6724	0.0379
	PET_microsoft/deberta-base-mnli	0.3773	0.0354	0.3870	0.0374
	PET_microsoft/deberta-large-mnli	0.5897	0.0917	0.6023	0.0843
	PET_roberta-large-mnli	0.2308	0.0463	0.2526	0.0617
	PET_textattack/bert-base-uncased-MNLI	0.4151	0.0372	0.4338	0.0261
	PET_textattack/roberta-base-MNLI	0.2661	0.0408	0.3349	0.0340
	PET_yoshitomo-matsubara/bert-large-uncased-mnli	0.4689	0.0490	0.4904	0.0448
SEED_bert-base-nli-mean-tokens	0.3935	0.0822	0.4455	0.0667	
3	Llama-2-7b-chat-hf	0.3760	0.0321	0.4702	0.0312
	Llama-2-13b-chat-hf	0.3815	0.0371	0.4606	0.0299
	Llama-2-70b-chat-hf	0.2792	0.0379	0.3930	0.0246
	MAPLE	0.6768	0.0448	0.6911	0.0400
	PET_microsoft/deberta-base-mnli	0.3977	0.0327	0.4069	0.0315
	PET_microsoft/deberta-large-mnli	0.6586	0.0768	0.6649	0.0733
	PET_roberta-large-mnli	0.2551	0.0406	0.2682	0.0513
	PET_textattack/bert-base-uncased-MNLI	0.4429	0.0267	0.4524	0.0213
	PET_textattack/roberta-base-MNLI	0.2810	0.0361	0.3389	0.0330
	PET_yoshitomo-matsubara/bert-large-uncased-mnli	0.4999	0.0401	0.5186	0.0367
SEED_bert-base-nli-mean-tokens	0.4843	0.0714	0.5118	0.0615	
4	Llama-2-7b-chat-hf	0.3621	0.0473	0.4562	0.0408
	Llama-2-13b-chat-hf	0.3790	0.0425	0.4598	0.0343
	Llama-2-70b-chat-hf	0.2874	0.0382	0.3988	0.0248
	MAPLE	0.6909	0.0399	0.7019	0.0368
	PET_microsoft/deberta-base-mnli	0.4142	0.0292	0.4203	0.0293
	PET_microsoft/deberta-large-mnli	0.6893	0.0628	0.6943	0.0603
	PET_roberta-large-mnli	0.2786	0.0405	0.2993	0.0517
	PET_textattack/bert-base-uncased-MNLI	0.4623	0.0211	0.4667	0.0186
	PET_textattack/roberta-base-MNLI	0.3000	0.0353	0.3445	0.0326
	PET_yoshitomo-matsubara/bert-large-uncased-mnli	0.5191	0.0364	0.5318	0.0326
SEED_bert-base-nli-mean-tokens	0.5331	0.0619	0.5495	0.0568	
5	Llama-2-7b-chat-hf	0.3613	0.0468	0.4472	0.0367
	Llama-2-13b-chat-hf	0.3781	0.0320	0.4592	0.0275
	Llama-2-70b-chat-hf	0.2997	0.0371	0.4074	0.0247
	MAPLE	0.6964	0.0403	0.7058	0.0368
	PET_microsoft/deberta-base-mnli	0.4266	0.0270	0.4320	0.0274
	PET_microsoft/deberta-large-mnli	0.7191	0.0584	0.7237	0.0564
	PET_roberta-large-mnli	0.2941	0.0396	0.3188	0.0443
	PET_textattack/bert-base-uncased-MNLI	0.4699	0.0173	0.4731	0.0153
	PET_textattack/roberta-base-MNLI	0.3064	0.0293	0.3456	0.0293
	PET_yoshitomo-matsubara/bert-large-uncased-mnli	0.5267	0.0358	0.5410	0.0318
SEED_bert-base-nli-mean-tokens	0.5714	0.0556	0.5821	0.0538	

Table 3: Detailed performance on FEVER. The reported results are mean and standard deviation for F1 and accuracy scores on 100 runs.

cFEVER		F1		Accuracy		
n-shot	method	mean	std	mean	std	
1	Llama-2-7b-chat-hf	0.3798	0.0346	0.4184	0.0226	
	Llama-2-13b-chat-hf	0.4769	0.0380	0.4831	0.0345	
	Llama-2-70b-chat-hf	0.2793	0.0439	0.3620	0.0263	
	MAPLE	0.3276	0.0717	0.3622	0.0696	
	PET_microsoft/deberta-base-mnli	0.2401	0.0209	0.3072	0.0221	
	PET_microsoft/deberta-large-mnli	0.3519	0.0672	0.3795	0.0657	
	PET_roberta-large-mnli	0.2828	0.0594	0.3078	0.0555	
	PET_textattack/bert-base-uncased-MNLI	0.2721	0.0198	0.3151	0.0159	
	PET_textattack/roberta-base-MNLI	0.1850	0.0103	0.3175	0.0166	
	PET_yoshitomo-matsubara/bert-large-uncased-mnli	0.3519	0.0382	0.3782	0.0302	
	SEED_bert-base-nli-mean-tokens	0.2834	0.0621	0.3640	0.0464	
	2	Llama-2-7b-chat-hf	0.3541	0.0228	0.4067	0.0180
		Llama-2-13b-chat-hf	0.3745	0.0602	0.4007	0.0390
		Llama-2-70b-chat-hf	0.2481	0.0363	0.3389	0.0209
MAPLE		0.3700	0.0788	0.3899	0.0748	
PET_microsoft/deberta-base-mnli		0.2574	0.0175	0.3069	0.0215	
PET_microsoft/deberta-large-mnli		0.3958	0.0633	0.4148	0.0581	
PET_roberta-large-mnli		0.3147	0.0615	0.3329	0.0597	
PET_textattack/bert-base-uncased-MNLI		0.2898	0.0172	0.3129	0.0162	
PET_textattack/roberta-base-MNLI		0.1962	0.0159	0.3199	0.0200	
PET_yoshitomo-matsubara/bert-large-uncased-mnli		0.3621	0.0364	0.3846	0.0268	
SEED_bert-base-nli-mean-tokens		0.3574	0.0621	0.4020	0.0538	
3		Llama-2-7b-chat-hf	0.3638	0.0287	0.4041	0.0188
		Llama-2-13b-chat-hf	0.3866	0.0534	0.4091	0.0359
		Llama-2-70b-chat-hf	0.2515	0.0333	0.3448	0.0153
	MAPLE	0.3993	0.0678	0.4112	0.0643	
	PET_microsoft/deberta-base-mnli	0.2665	0.0179	0.3059	0.0190	
	PET_microsoft/deberta-large-mnli	0.4081	0.0601	0.4215	0.0603	
	PET_roberta-large-mnli	0.3278	0.0565	0.3448	0.0549	
	PET_textattack/bert-base-uncased-MNLI	0.2965	0.0141	0.3107	0.0151	
	PET_textattack/roberta-base-MNLI	0.2046	0.0195	0.3196	0.0230	
	PET_yoshitomo-matsubara/bert-large-uncased-mnli	0.3675	0.0374	0.3943	0.0242	
	SEED_bert-base-nli-mean-tokens	0.3857	0.0550	0.4180	0.0559	
	4	Llama-2-7b-chat-hf	0.3662	0.0243	0.4001	0.0157
		Llama-2-13b-chat-hf	0.4158	0.0466	0.4284	0.0388
		Llama-2-70b-chat-hf	0.2631	0.0337	0.3514	0.0169
MAPLE		0.4089	0.0677	0.4181	0.0648	
PET_microsoft/deberta-base-mnli		0.2750	0.0202	0.3105	0.0198	
PET_microsoft/deberta-large-mnli		0.4324	0.0424	0.4456	0.0420	
PET_roberta-large-mnli		0.3504	0.0533	0.3652	0.0487	
PET_textattack/bert-base-uncased-MNLI		0.3033	0.0143	0.3141	0.0139	
PET_textattack/roberta-base-MNLI		0.2109	0.0196	0.3221	0.0209	
PET_yoshitomo-matsubara/bert-large-uncased-mnli		0.3710	0.0338	0.3972	0.0218	
SEED_bert-base-nli-mean-tokens		0.4069	0.0477	0.4344	0.0467	
5		Llama-2-7b-chat-hf	0.3709	0.0271	0.3932	0.0191
		Llama-2-13b-chat-hf	0.4473	0.0417	0.4540	0.0367
		Llama-2-70b-chat-hf	0.2752	0.0375	0.3575	0.0182
	MAPLE	0.4208	0.0548	0.4299	0.0520	
	PET_microsoft/deberta-base-mnli	0.2838	0.0198	0.3148	0.0215	
	PET_microsoft/deberta-large-mnli	0.4488	0.0443	0.4606	0.0431	
	PET_roberta-large-mnli	0.3587	0.0497	0.3751	0.0424	
	PET_textattack/bert-base-uncased-MNLI	0.3049	0.0132	0.3129	0.0127	
	PET_textattack/roberta-base-MNLI	0.2121	0.0189	0.3200	0.0208	
	PET_yoshitomo-matsubara/bert-large-uncased-mnli	0.3719	0.0311	0.4001	0.0200	
	SEED_bert-base-nli-mean-tokens	0.4164	0.0380	0.4409	0.0371	

Table 4: Detailed performance on cFEVER. The reported results are mean and standard deviation for F1 and accuracy scores on 100 runs.

SciFact_oracle n-shot	method	F1		Accuracy		
		mean	std	mean	std	
1	Llama-2-7b-chat-hf	0.3746	0.0306	0.4549	0.0295	
	Llama-2-13b-chat-hf	0.3722	0.0481	0.4359	0.0375	
	Llama-2-70b-chat-hf	0.2502	0.0417	0.3706	0.0233	
	MAPLE	0.3938	0.0658	0.4333	0.0604	
	PET_microsoft/deberta-base-mnli	0.2459	0.0244	0.3112	0.0121	
	PET_microsoft/deberta-large-mnli	0.4467	0.0833	0.4699	0.0735	
	PET_roberta-large-mnli	0.2514	0.0537	0.2747	0.0569	
	PET_textattack/bert-base-uncased-MNLI	0.3696	0.0435	0.4059	0.0314	
	PET_textattack/roberta-base-MNLI	0.2352	0.0273	0.3338	0.0301	
	PET_yoshitomo-matsubara/bert-large-uncased-mnli	0.3078	0.0255	0.3312	0.0257	
	SEED_bert-base-nli-mean-tokens	0.2996	0.0634	0.3757	0.0489	
	2	Llama-2-7b-chat-hf	0.3812	0.0233	0.4678	0.0237
		Llama-2-13b-chat-hf	0.3489	0.0382	0.4180	0.0313
		Llama-2-70b-chat-hf	0.2614	0.0329	0.3698	0.0176
MAPLE		0.4263	0.0571	0.4493	0.0575	
PET_microsoft/deberta-base-mnli		0.2686	0.0170	0.3152	0.0120	
PET_microsoft/deberta-large-mnli		0.5099	0.0772	0.5265	0.0673	
PET_roberta-large-mnli		0.2824	0.0503	0.3014	0.0569	
PET_textattack/bert-base-uncased-MNLI		0.3973	0.0337	0.4218	0.0266	
PET_textattack/roberta-base-MNLI		0.2534	0.0280	0.3378	0.0304	
PET_yoshitomo-matsubara/bert-large-uncased-mnli		0.3068	0.0279	0.3401	0.0196	
SEED_bert-base-nli-mean-tokens		0.3552	0.0648	0.3937	0.0600	
3		Llama-2-7b-chat-hf	0.3998	0.0377	0.4662	0.0281
		Llama-2-13b-chat-hf	0.3475	0.0395	0.4112	0.0315
		Llama-2-70b-chat-hf	0.2739	0.0377	0.3753	0.0227
	MAPLE	0.4487	0.0402	0.4655	0.0384	
	PET_microsoft/deberta-base-mnli	0.2841	0.0163	0.3237	0.0120	
	PET_microsoft/deberta-large-mnli	0.5508	0.0722	0.5639	0.0637	
	PET_roberta-large-mnli	0.2936	0.0448	0.3159	0.0516	
	PET_textattack/bert-base-uncased-MNLI	0.4153	0.0253	0.4312	0.0197	
	PET_textattack/roberta-base-MNLI	0.2633	0.0256	0.3372	0.0276	
	PET_yoshitomo-matsubara/bert-large-uncased-mnli	0.3047	0.0258	0.3427	0.0181	
	SEED_bert-base-nli-mean-tokens	0.4007	0.0593	0.4290	0.0593	
	4	Llama-2-7b-chat-hf	0.4002	0.0420	0.4542	0.0312
		Llama-2-13b-chat-hf	0.3558	0.0365	0.4165	0.0306
		Llama-2-70b-chat-hf	0.2939	0.0454	0.3888	0.0277
MAPLE		0.4520	0.0426	0.4661	0.0405	
PET_microsoft/deberta-base-mnli		0.2932	0.0180	0.3265	0.0132	
PET_microsoft/deberta-large-mnli		0.5698	0.0738	0.5781	0.0677	
PET_roberta-large-mnli		0.2988	0.0540	0.3173	0.0585	
PET_textattack/bert-base-uncased-MNLI		0.4197	0.0220	0.4361	0.0157	
PET_textattack/roberta-base-MNLI		0.2743	0.0263	0.3416	0.0287	
PET_yoshitomo-matsubara/bert-large-uncased-mnli		0.3054	0.0269	0.3461	0.0187	
SEED_bert-base-nli-mean-tokens		0.4289	0.0519	0.4499	0.0503	
5		Llama-2-7b-chat-hf	0.3998	0.0463	0.4487	0.0328
		Llama-2-13b-chat-hf	0.3611	0.0348	0.4231	0.0308
		Llama-2-70b-chat-hf	0.2840	0.0709	0.3873	0.0370
	MAPLE	0.4554	0.0356	0.4675	0.0356	
	PET_microsoft/deberta-base-mnli	0.3005	0.0172	0.3312	0.0139	
	PET_microsoft/deberta-large-mnli	0.5964	0.0706	0.6045	0.0641	
	PET_roberta-large-mnli	0.3087	0.0507	0.3281	0.0558	
	PET_textattack/bert-base-uncased-MNLI	0.4252	0.0233	0.4413	0.0147	
	PET_textattack/roberta-base-MNLI	0.2780	0.0222	0.3420	0.0249	
	PET_yoshitomo-matsubara/bert-large-uncased-mnli	0.3072	0.0274	0.3496	0.0166	
	SEED_bert-base-nli-mean-tokens	0.4463	0.0478	0.4645	0.0465	

Table 5: Detailed performance on SciFact\_oracle. The reported results are mean and standard deviation for F1 and accuracy scores on 100 runs.



SciFact_retrieved n-shot	method	F1		Accuracy	
		mean	std	mean	std
1	Llama-2-7b-chat-hf	0.3207	0.0299	0.3943	0.0243
	Llama-2-13b-chat-hf	0.3757	0.0380	0.4265	0.0231
	Llama-2-70b-chat-hf	0.3454	0.0598	0.4035	0.0338
	MAPLE	0.4108	0.0878	0.4412	0.0831
	PET_microsoft/deberta-base-mnli	0.2927	0.0341	0.3134	0.0302
	PET_microsoft/deberta-large-mnli	0.3332	0.0525	0.3609	0.0450
	PET_roberta-large-mnli	0.2448	0.0308	0.2830	0.0298
	PET_textattack/bert-base-uncased-MNLI	0.3431	0.0263	0.3661	0.0180
	PET_textattack/roberta-base-MNLI	0.2598	0.0317	0.3491	0.0238
	PET_yoshitomo-matsubara/bert-large-uncased-mnli	0.3162	0.0352	0.3477	0.0215
SEED_bert-base-nli-mean-tokens	0.2708	0.0470	0.3479	0.0288	
2	Llama-2-7b-chat-hf	0.2914	0.0528	0.3586	0.0350
	Llama-2-13b-chat-hf	0.3278	0.0524	0.3925	0.0266
	Llama-2-70b-chat-hf	0.1682	0.0105	0.3338	0.0038
	MAPLE	0.4484	0.0699	0.4654	0.0675
	PET_microsoft/deberta-base-mnli	0.2988	0.0315	0.3147	0.0281
	PET_microsoft/deberta-large-mnli	0.3601	0.0524	0.3834	0.0434
	PET_roberta-large-mnli	0.2576	0.0300	0.2891	0.0281
	PET_textattack/bert-base-uncased-MNLI	0.3514	0.0201	0.3633	0.0179
	PET_textattack/roberta-base-MNLI	0.2944	0.0289	0.3549	0.0267
	PET_yoshitomo-matsubara/bert-large-uncased-mnli	0.3156	0.0333	0.3571	0.0199
SEED_bert-base-nli-mean-tokens	0.3233	0.0463	0.3623	0.0439	
3	Llama-2-7b-chat-hf	0.1775	0.0363	0.3329	0.0056
	Llama-2-13b-chat-hf	0.1788	0.0371	0.3359	0.0104
	Llama-2-70b-chat-hf	0.1667	0.0000	0.3333	0.0000
	MAPLE	0.4768	0.0511	0.4909	0.0464
	PET_microsoft/deberta-base-mnli	0.2963	0.0308	0.3085	0.0249
	PET_microsoft/deberta-large-mnli	0.3599	0.0518	0.3880	0.0419
	PET_roberta-large-mnli	0.2557	0.0266	0.2853	0.0243
	PET_textattack/bert-base-uncased-MNLI	0.3490	0.0212	0.3604	0.0179
	PET_textattack/roberta-base-MNLI	0.3135	0.0251	0.3559	0.0250
	PET_yoshitomo-matsubara/bert-large-uncased-mnli	0.3102	0.0281	0.3580	0.0171
SEED_bert-base-nli-mean-tokens	0.3530	0.0382	0.3795	0.0367	
4	Llama-2-7b-chat-hf	0.1667	0.0000	0.3333	0.0000
	Llama-2-13b-chat-hf	0.1667	0.0000	0.3333	0.0000
	Llama-2-70b-chat-hf	0.1667	0.0000	0.3333	0.0000
	MAPLE	0.4777	0.0449	0.4884	0.0429
	PET_microsoft/deberta-base-mnli	0.3038	0.0278	0.3129	0.0252
	PET_microsoft/deberta-large-mnli	0.3827	0.0494	0.4026	0.0453
	PET_roberta-large-mnli	0.2616	0.0236	0.2862	0.0224
	PET_textattack/bert-base-uncased-MNLI	0.3467	0.0240	0.3611	0.0195
	PET_textattack/roberta-base-MNLI	0.3289	0.0284	0.3611	0.0245
	PET_yoshitomo-matsubara/bert-large-uncased-mnli	0.3083	0.0253	0.3582	0.0173
SEED_bert-base-nli-mean-tokens	0.3581	0.0383	0.3820	0.0369	
5	Llama-2-7b-chat-hf	0.1667	0.0000	0.3333	0.0000
	Llama-2-13b-chat-hf	0.1667	0.0000	0.3333	0.0000
	Llama-2-70b-chat-hf	0.1667	0.0000	0.3333	0.0000
	MAPLE	0.4846	0.0351	0.4941	0.0331
	PET_microsoft/deberta-base-mnli	0.3054	0.0261	0.3163	0.0240
	PET_microsoft/deberta-large-mnli	0.3825	0.0504	0.4043	0.0435
	PET_roberta-large-mnli	0.2575	0.0274	0.2915	0.0225
	PET_textattack/bert-base-uncased-MNLI	0.3467	0.0242	0.3624	0.0197
	PET_textattack/roberta-base-MNLI	0.3348	0.0252	0.3600	0.0226
	PET_yoshitomo-matsubara/bert-large-uncased-mnli	0.3066	0.0289	0.3638	0.0165
SEED_bert-base-nli-mean-tokens	0.3726	0.0361	0.3903	0.0367	

Table 6: Detailed performance on SciFact\_retrieved. The reported results are mean and standard deviation for F1 and accuracy scores on 100 runs.

<b>FEVER</b>						
n-shot	F1(SUPPORTS)		F1(NOT_ENOUGH_INFO)		F1(REFUTES)	
	mean	std	mean	std	mean	std
1	0.4737	0.1665	0.9177	0.1010	0.4550	0.1557
2	0.5144	0.1167	0.9442	0.0270	0.4955	0.1330
3	0.5593	0.1077	0.9531	0.0193	0.5181	0.0972
4	0.5762	0.0938	0.9550	0.0186	0.5416	0.0807
5	0.5821	0.0891	0.9584	0.0157	0.5487	0.0805

<b>cFEVER</b>						
n-shot	F1(SUPPORTS)		F1(NOT_ENOUGH_INFO)		F1(REFUTES)	
	mean	std	mean	std	mean	std
1	0.3333	0.1540	0.3325	0.1679	0.3169	0.1363
2	0.3750	0.1367	0.3810	0.1415	0.3541	0.1191
3	0.4218	0.1159	0.4099	0.1263	0.3663	0.0926
4	0.4162	0.1119	0.4299	0.1154	0.3805	0.0885
5	0.4251	0.1044	0.4538	0.1005	0.3836	0.0773

<b>SciFact_oracle</b>						
n-shot	F1(SUPPORTS)		F1(NOT_ENOUGH_INFO)		F1(REFUTES)	
	mean	std	mean	std	mean	std
1	0.3326	0.1764	0.5141	0.1518	0.3346	0.1568
2	0.3295	0.1326	0.5702	0.1192	0.3794	0.0961
3	0.3780	0.1168	0.5931	0.0741	0.3750	0.0766
4	0.3849	0.1090	0.5882	0.0879	0.3830	0.0737
5	0.3975	0.0992	0.5943	0.0656	0.3744	0.0746

<b>SciFact_retrieved</b>						
n-shot	F1(SUPPORTS)		F1(NOT_ENOUGH_INFO)		F1(REFUTES)	
	mean	std	mean	std	mean	std
1	0.3369	0.1542	0.5438	0.1751	0.3519	0.1525
2	0.3612	0.1199	0.5910	0.1524	0.3930	0.1117
3	0.4030	0.0983	0.6407	0.1045	0.3868	0.0949
4	0.4063	0.0822	0.6409	0.0857	0.3859	0.0922
5	0.3994	0.0867	0.6555	0.0632	0.3989	0.0713

Table 7: MAPLE Classwise F1 results. The reported results are mean and standard deviation classwise F1 scores for each class on 100 runs.

	<b>FEVER</b>	<b>cFEVER</b>	<b>SciFact_oracle</b>	<b>SciFact_retrieved</b>
<b>LoRA runtime (from claim to evidence)</b>	00:50:24	00:39:14	00:05:33	00:16:29
<b>SFT runtime (from claim to evidence)</b>	01:50:52	01:15:14	00:13:23	00:48:21
<b>LoRA runtime (from evidence to claim)</b>	00:50:23	00:39:12	00:05:18	00:16:28
<b>SFT runtime (from evidence to claim)</b>	01:37:58	01:14:39	00:11:41	00:35:12

Table 8: LoRA vs SFT Runtime comparison. The time format is hours:minutes:seconds.

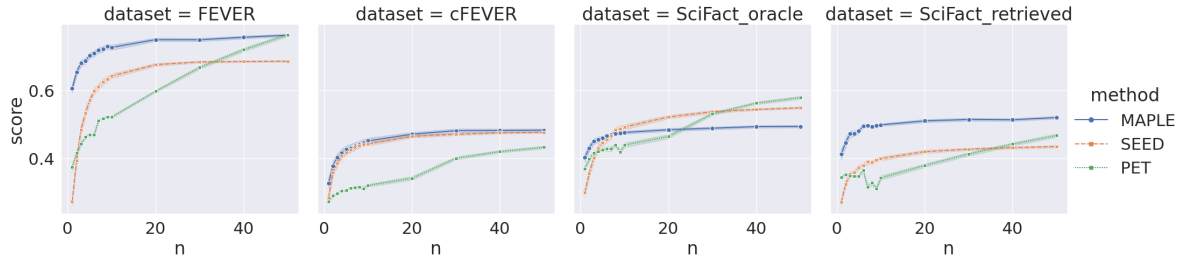


Figure 6: F1 performance within 50 shots.

## C.2 Overall Runtime

We present the runtime of MAPLE across four dataset configurations in Table 9. The experiments were conducted on a High-Performance Compute cluster provided by the university, featuring 8 compute cores, 11G RAM per core, and a single NVIDIA A100 GPU. Seq2seq LoRA training and SemSim transformation were applied to the entire dataset. The LR runtime denotes the execution time for all few-shot experiments outlined in Section 4. It’s important to note that the runtime is strongly correlated with the size of the unlabelled pool, as well as the length of claims and evidences. Consequently, it takes a few hours to run for large-scale datasets like FEVER and cFEVER, as well as dataset configurations comprising lengthy instances such as SciFact\_retrieved, but considerably less time for SciFact\_oracle. For improved efficiency, future work may explore applying the SemSim transformation solely to the sampled few-shot training instances per experiment.

	<b>FEVER</b>	<b>cFEVER</b>	<b>SciFact_oracle</b>	<b>SciFact_retrieved</b>
<b>Seq2Seq runtime (from claim to evidence)</b>	00:50:24	00:39:14	00:05:33	00:16:29
<b>SemSim runtime (from claim to evidence)</b>	00:50:16	00:37:34	00:06:22	00:26:06
<b>Seq2Seq runtime (from evidence to claim)</b>	00:50:23	00:39:12	00:05:18	00:16:28
<b>SemSim runtime (from evidence to claim)</b>	00:49:02	00:37:34	00:05:45	00:23:06
<b>LR runtime</b>	00:00:28	00:00:33	00:00:31	00:00:33
<b>Total runtime</b>	03:20:33	02:34:07	00:23:29	01:22:42

Table 9: MAPLE runtime on four dataset configurations. The time format is hours:minutes:seconds.