

# Kohn-Sham-Proca equations for ultrafast exciton dynamics

J. K. Dewhurst

*Max-Planck-Institut für Mikrostrukturphysik Weinberg 2, D-06120 Halle, Germany*

D. Gill and S. Shallcross

*Max-Born-Institute for Non-linear Optics and Short Pulse Spectroscopy, Max-Born Strasse 2A, 12489 Berlin, Germany*

S. Sharma\*

*Max-Born-Institute for Non-linear Optics and Short Pulse Spectroscopy, Max-Born Strasse 2A, 12489 Berlin, Germany*

*Institute for theoretical solid-state physics, Freie Universität Berlin, Arnimallee 14, 14195 Berlin, Germany*

(Dated: January 30, 2024)

A long standing problem in time dependent density functional theory (TD-DFT) has been the absence of a functional able to capture excitonic physics under laser pump conditions. Here we introduce a Kohn-Sham-Proca scheme that we demonstrate reproduces both linear response excitonic effects in the absorption in excellent agreement with experiment for a wide range of materials, but also captures excitonic physics in the highly non-linear regime of ultrafast laser pumping, in particular laser fluence dependent “bleaching” (i.e. reduction) of the excitonic weight and the appearance of excitonic side bands. The approach is a procedural functional – the Kohn-Sham and Proca equations are simultaneously time propagated – allowing the straight-forward inclusion of, for example, lattice and spin degrees of freedom into excitonic physics.

*Introduction:* Spin-tronics, magnonics, valley-tronics and excitonics [1, 2] are all potential alternatives to conventional charge-based electronics, which are reaching their limits both in component and power densities. In all of these fields, laser light is used to modulate and control the fundamental excitations of a material to generate spin-, valley- or exciton-current [3, 4]. With a view towards the next generation of optoelectronic devices, the field of transient opto-*excitronics*, the ultrafast laser induced creation, dynamics, and control of exciton dynamics, is one of the most promising [5–7].

A fully *ab-initio* method to describe such physics of light-matter interaction is TD-DFT[8]: it has already proved its strength in the field of spin- and valley-tronics, predicting new phenomena as well as providing a full microscopic understanding of the physics [9–16]. However, so far TD-DFT is unable to describe the dynamics of laser pumped excitons in solids. In contrast in the linear response regime (i.e., when the light perturbation is very weak), TD-DFT has proved very successful in computing the excitonic spectra of diverse materials [17–20]. In this approach TD-DFT can be re-written as a Dyson equation linking the Kohn-Sham non-interacting particle response to the full material response via the exchange-correlation (XC) kernel,  $f_{xc}(\mathbf{r}t, \mathbf{r}'t') \equiv \delta v_{xc}(\mathbf{r}t)/\delta\rho(\mathbf{r}'t')$ , where  $v_{xc}$  is the exchange-correlation potential and  $\rho$  the electronic charge density. To describe excitons in solids, this XC kernel in the  $q \rightarrow 0$  limit (i.e., for long wavelength pulses) must go as  $f_{xc} \rightarrow 1/q^2$  [21, 22]. On this basis several approximate XC kernels have been designed that successfully describe the excitonic response of real materials [17–20]. However, since these approximations are exclusively in the form of XC kernels, their use is restricted to linear regime: such approximations cannot be

directly extended to the non-linear and time-dependent case of excitons in pump laser conditions. It is thus, at present, not possible to study excitronics (the dynamics of pumped excitons) using the most prominent method of choice, TD-DFT.

In this work, we describe a real-time TD-DFT functional for solids that captures the dynamics of excitons by coupling the electronic Kohn-Sham (KS) equations to an effective vector potential  $\mathbf{A}_{xc}$ , time-dependent but not spatially varying. Our motivation for this is that a Hamiltonian term  $\mathbf{A}_{xc}(t) \cdot \nabla$  corresponds to the desired  $1/q^2$  scalar potential in the  $q \rightarrow 0$  limit [23], irrespective of the particular function  $\mathbf{A}_{xc}$ . We choose  $\mathbf{A}_{xc}$  to be the solution of a *Proca equation*, which is the Maxwell equation containing a mass term, i.e. a term directly proportional to  $\mathbf{A}_{xc}$  itself. This is therefore a procedural functional form (i.e., generated by following a procedure – as for example the bootstrap XC functional [20] – rather than evaluating a simple integral) and is inspired by the fact that the solution to the free Proca equation oscillates at a specific frequency that depends on the mass term. This can be adjusted so that a resonance appears at the excitonic frequency and, crucially, this mass term depends in a universal way on the material gap. This guarantees a parameter-free procedural functional capable of predicting the excitonic response both of unknown materials or of known materials under novel non-equilibrium conditions. By comparison with experiment we demonstrate that the Kohn-Sham-Proca functional captures excitonic physics both in the linear response regime as well as under pump laser conditions.

Arguing from the very different point of view of  $f_{xc}$  Sun *et al.* demonstrated [24] on the basis of four materials that a Kohn-Sham-Maxwell scheme could possibly

capture the linear response excitonic peak. However, the inherent divergence of the time-dependent current in this approach required both unreasonable scaling [25] of the XC potential,  $v_{xc}$ , and an artificial time truncation of the dynamics. This evidently implies the method cannot be extended to the pump laser regime.

*Method:* Real-time TD-DFT [8, 26] rigorously maps the computationally intractable problem of interacting electrons to a KS system of non-interacting electrons in an effective potential. The time-dependent KS equation is:

$$i \frac{\partial \psi_j(\mathbf{r}, t)}{\partial t} = \left[ \frac{1}{2} \left( -i\nabla - \frac{1}{c} (\mathbf{A}(t) + \mathbf{A}_{xc}(t)) \right)^2 + v_s(\mathbf{r}, t) \right] \psi_j(\mathbf{r}, t), \quad (1)$$

where  $\psi_j$  is a KS spinor orbital and the effective KS potential  $v_s(\mathbf{r}, t) = v(\mathbf{r}, t) + v_H(\mathbf{r}, t) + v_{xc}(\mathbf{r}, t)$  consists of the external potential  $v$ , the classical electrostatic Hartree potential  $v_H$  and the exchange-correlation (XC) potential  $v_{xc}$ . The vector potential  $\mathbf{A}(t)$  represents the applied laser field within the dipole approximation (i.e., the spatial dependence of the vector potential is absent) and  $\mathbf{A}_{xc}(t)$  the XC vector potential.

Within TD-DFT two conceptual routes exist to calculate the excitonic response in solids: (a) the linear response formalism in which the ground state time-independent KS equations are solved and the Dyson equation subsequently inverted to determine the response, requiring  $f_{xc} \rightarrow 1/q^2$  as  $q \rightarrow 0$  for the XC kernel [17, 18, 20, 26], and (b) real-time TD-DFT with periodic boundary conditions. In this latter case, excitons cannot be treated by merely improving the lattice-periodic  $v_{xc}$  as, by the standard cancellation of Hartree and nuclear potentials that requires setting the Coulomb potential in reciprocal space  $V(q=0) = 0$ , the  $q \rightarrow 0$  limit has already been taken. Any part of the response which is finite in this limit is therefore excluded. The crucial quantity in question is  $V(q)\chi_s(q)$ , where  $\chi_s(q)$  is the KS response function, which, in the  $q \rightarrow 0$  limit, can be replaced by an expectation value of the momentum operator  $\hat{p} = -i\nabla$ . Emulating this with a lattice-periodic calculation thus requires coupling to the variable conjugate to  $\hat{p}$ , namely the XC vector potential  $\mathbf{A}_{xc}(t)$  [23, 24, 27].

In practice, the optical response is derived from the total current [28],  $\mathbf{J}(t)$ , itself obtained by integrating the current density  $\mathbf{j}(\mathbf{r}, t)$  in the unit cell. This gauge-invariant current density is given by:

$$\mathbf{j}(\mathbf{r}, t) = \text{Im} \sum_j^{\text{occ}} \psi_j(\mathbf{r}, t)^\dagger \nabla \psi_j(\mathbf{r}, t) - \frac{1}{c} (\mathbf{A}(t) + \mathbf{A}_{xc}(t)) \rho(\mathbf{r}, t). \quad (2)$$

The Fourier transform of this current to frequency space is used to generate the optical conductivity,  $\sigma(\omega)$ , via the linear response equation  $\mathbf{J}(\omega) = \sigma(\omega)\mathbf{E}(\omega)$ , where  $\mathbf{E}(t) = -(1/c) \partial \mathbf{A}(t) / \partial t$  is the physical (or external) electric field. This conductivity is then used to obtain the absorption [28],  $\varepsilon(\omega) = 1 + 4\pi i \sigma(\omega) / \omega$ .

One still requires an explicit functional form for  $\mathbf{A}_{xc}$  capable of capturing the excitonic response of real solids. The physical vector potential of electromagnetism obeys Maxwell's equation, and so a natural guess might be to obtain  $\mathbf{A}_{xc}$  as the solution of a Maxwell equation. A more general form is the so-called Proca equation that includes mass and damping terms and which, in the absence of spatial variations, is

$$a_2 \frac{\partial^2}{\partial t^2} \mathbf{A}_{xc}(t) + a_1 \frac{\partial}{\partial t} \mathbf{A}_{xc}(t) + a_0 \mathbf{A}_{xc}(t) = 4\pi \mathbf{J}(t), \quad (3)$$

where  $a_0$ ,  $a_1$  and  $a_2$  are parameters (the Maxwell equation is obtained by setting  $a_2 = 1$  and  $a_1 = a_0 = 0$ ). Inspired by this, we propose a novel functional form for  $\mathbf{A}_{xc}$  by coupling TD-DFT to the effective Proca equation. It should be stressed that while the Proca equation entails that the XC field is massive this should not be confused with a massive photonic external field, that would require  $\mathbf{A}_{\text{ext}}$  to be a solution of the Proca equation.

This functional is *procedural* in that  $\mathbf{A}_{xc}$  is determined not from a simple formula, but rather by the procedure of computing the instantaneous  $\mathbf{J}(t)$  from the KS wave-function at each time-step and using this current to advance the Proca equation (3) to the next time-step. Since the Proca equation is a second-order differential equation, two initial values are required. As  $\mathbf{A}_{xc}$  describes the response of the electron system to the external electromagnetic field it is natural to choose  $\mathbf{A}_{xc}(0) = \dot{\mathbf{A}}_{xc}(0) = 0$ . If we convert  $\mathbf{A}_{xc}$  into its electric field form  $\mathbf{E}_{xc}(t) = -(1/c) \partial \mathbf{A}_{xc}(t) / \partial t$ , we find this satisfies

$$a_2 \frac{\partial}{\partial t} \mathbf{E}_{xc}(t) + a_1 \mathbf{E}_{xc}(t) + a_0 \int_0^t dt' \mathbf{E}_{xc}(t') = -\frac{4\pi}{c} \mathbf{J}(t), \quad (4)$$

from which  $v_{xc}(\mathbf{r}, t) = \mathbf{E}_{xc}(t) \cdot \mathbf{r}$  would be the corresponding scalar potential, which is clearly not lattice-periodic. It is interesting to note that because of the  $a_0$  term in Eq. (4) the potential has built-in memory effects. The Maxwell equation, in contrast, exhibits no such memory effects.

At this point, we ask ourselves why one requires the Proca as opposed to the Maxwell equation in order to capture the correct transient excitonic response. To answer this it is instructive to first examine the solutions of the free equations, i.e. with no current term  $J(t)$ . This yields for the Maxwell equation solution of

the form  $A_{xc}(t) = c_0 + c_1 t$  and for the Proca equation  $A_{xc}(t) = c_1 \sin(\sqrt{a_0/a_2} t + c_0)$  (we consider only the undamped version  $a_1 = 0$ ). Strikingly, the free solution of the Maxwell equation diverges while that of the Proca equation oscillates at frequency  $\omega = \sqrt{a_0/a_2}$ , and it is easy to show that these features are inherited by the full non-homogeneous equations, i.e. those including a source term  $\mathbf{J}(t)$  (numerical examples of this are presented in Fig. 1(a,b)). The TD-DFT procedural approach is, however, more involved as the current  $\mathbf{J}(t)$  arises as the solution of coupled Kohn-Sham and Proca/Maxwell equations. Nevertheless, as demonstrated in Fig. 1(c), the key features of the “stand alone” equations are also exhibited by the solutions of the full TD-DFT procedural functional approach, here shown for LiF. The current – as well as  $\mathbf{A}_{xc}$  – diverges for the Maxwell equation, which cannot be cured by any scaling of the XC potential  $v_{xc}$ , while for the Proca equation these remain finite and oscillatory.

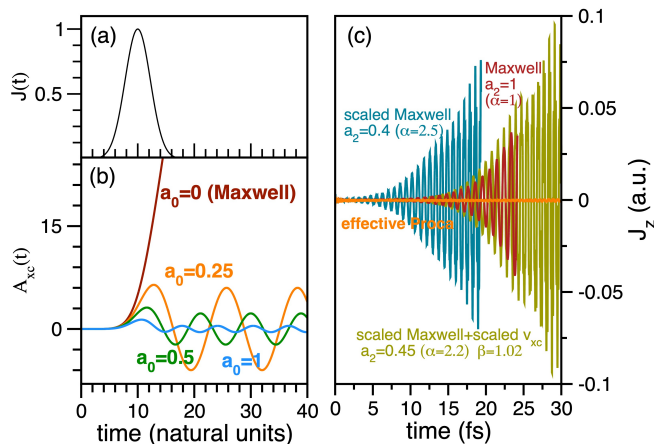


Figure 1. For a current  $J(t)$  shown in panel (a), the Proca (see Eq. 3) and Maxwell equations (obtained by setting the mass  $a_0 = a_1 = 0$  and  $a_2 = 1$  in the former equation) yield (b) strikingly different  $A_{xc}(t)$ : finite and oscillatory for the Proca solution while diverging in the case of the Maxwell equation. (c) These features of the “stand alone” Proca and Maxwell equations are inherited by the corresponding Kohn-Sham-Proca/Maxwell procedural functionals, as seen by examination of the time dependent current obtained for laser pumped LiF. For all values of  $a_2$ , as well as for scaling of the XC potential  $\beta v_{xc}$  as suggested in Ref [24], the current diverges when the Kohn-Sham system is coupled to an effective Maxwell equation. In contrast for the Kohn-Sham-Proca scheme ( $a_0 = 0.25$ ) the current remains finite and oscillatory at all times.

*Excitonic physics in the linear response regime:* We now explore how the parameters of the Proca equation can be tuned to capture the correct excitonic response, first considering the linear response limit. All calculations are performed using state-of-the-art full-potential linearized augmented plane wave method [38] as implemented in the Elk code [39, 40] (for further details see SI).

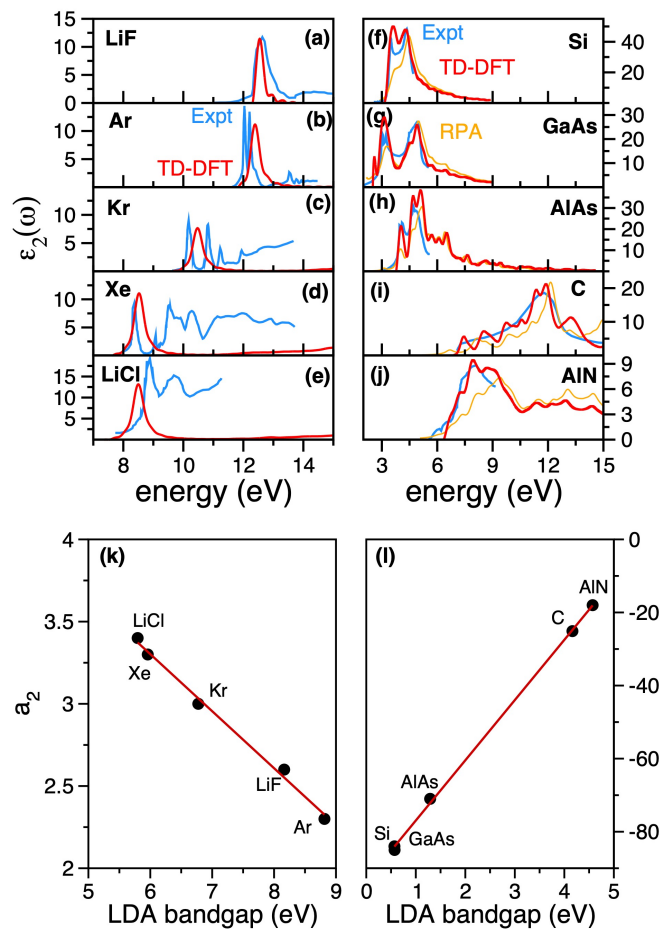


Figure 2. Imaginary part of the dielectric tensor,  $\varepsilon_2(\omega)$ , as a function of photon energy (in eV) for strongly bound (a-e) and weakly bound (f-j) excitonic materials. Experimental data are taken from the following sources: LiF [29], Ar [30], Kr [31], Xe [30], LiCl [32], Si [33], GaAs [34], AlAs [35], C [36], AlN [37] (see Table I of the SI for details) with random phase approximation (orange) results also shown also for comparison. Variation of the  $a_2$  parameter as a function of Kohn-Sham band gap (in eV) for strongly bound excitonic and (l) weakly bound excitonic materials. The red line is the fit to the data.

In Fig. 2 are presented, for broad range of materials, the absorption (i.e., the imaginary part of the dielectric function,  $\varepsilon(\omega)$ ) calculated in the Kohn-Sham-Proca (KSP) scheme, in the random phase approximation (RPA), and as obtained in experiment. The wide gap insulators, panels (a-e), all exhibit strongly bound exciton resonances with binding energies ranging from 0.94 eV to 1.7 eV, and the KSP procedural functional is seen to provide excellent agreement for the excitonic peak positions and heights. For the semi-conductors, panels (f-j), excitonic physics shows up instead as a pronounced lowering and redistribution of the spectral weight as compared to RPA, and here once again the KSP scheme is seen to yield excellent agreement with the experimental absorption. Overall, we thus conclude that KSP procedural functional captures

very well, and for a wide class of solids, the excitonic physics of the linear response regime.

*Universal form for the Proca mass term:* In obtaining these results the KSP procedure involved two material dependent parameters,  $a_0$  and  $a_2$ . As an indispensable feature of any XC approximation within DFT is its ability to predict the properties of unknown materials or, known materials under novel conditions, any free parameters must be internally determinable. As we now show the Proca parameters have exactly this feature. The term  $a_0$  we found to be material independent but material class dependent: it is fixed to 0.2 for the case of strongly bound excitons and  $-0.2$  for the case of weakly bound excitons. The results of our fit for  $a_2$  are shown in Fig. 2(k-l) revealing that this parameter depends linearly on the band gap. This linear form represents a universal relation between a calculable theoretical quantity – the gap – and the value of the Proca mass  $a_2$  that yields accurate treatment of the excitonic response, guaranteeing a robust internally determinable scheme for the unknown parameters and hence a *bona fide* universal procedural functional. This parameterization is robust to the replacement of the LDA gap by its experimental value, which simply results in a scaling of  $a_2$  values, as shown in the SI. More importantly, replacement of the LDA  $v_{xc}$  by that of a different approximation has negligible impact on our results (this is shown in the SI), reflecting the fact that excitonic physics in periodic solids is governed by  $A_{xc}$  and not  $v_{xc}$ . We would note that caution must be required for extended solids whose gap places the material intermediate between strongly bound and weakly bound excitonic physics.

*Excitons under pump laser conditions:* To study laser pumped excitons we proceed by emulating pump-probe spectroscopy. The material is pumped with short laser pulses (duration 12 fs) of varying fluence and then probed 50 fs after pumping with a probe pulse 3 orders in magnitude smaller in fluence. The change in absorption for Si is shown in Fig. 3(a), revealing a bleaching effect (decrease in absorption) between 3.3-3.6 eV and the appearance of side-bands (i.e., increased absorption) above and below the bleached excitonic response. These features are in line with low fluence experiments in Si [41] – data also shown in Fig. 3(a) – that report bleaching between 3.3-3.5 eV and the appearance of side bands. Similar physics has also been reported in laser pumped excitons in 2D materials [5–7, 42–46]. While we cannot directly compare the calculated amplitude with the experimental data, which is the percentage change in reflectivity, if we track the minimum of the  $\Delta\varepsilon$  between 3-3.5 eV, see Fig. 3(b), we find a linear behaviour in the low fluence regime exactly as in experiment [41]. This behaviour deviates from linearity in the strong field regime. That a single internally determinable parameter – the Proca mass – can capture both the excitonic renormalization of absorption in the linear response regime as well as the

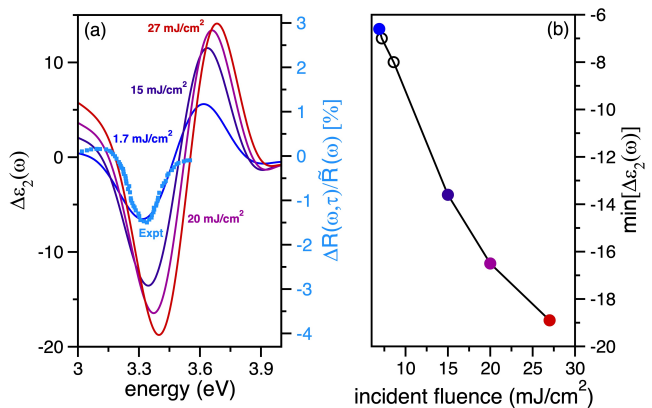


Figure 3. For bulk Si, (a) the variation of change in the imaginary part of the dielectric tensor due to laser pumping  $\Delta\varepsilon_2(\omega)$  as a function of photon energy (in eV), shown for different values of incident pump fluence (in  $\text{mJ}/\text{cm}^2$ ) calculated using Kohn-Sham-Proca procedural functional. (b) The minimum value of  $\Delta\varepsilon_2(\omega)$  ( $\min[\Delta\varepsilon_2(\omega)]$ ) as a function of incident fluence. Shown also are the corresponding experimental results[41] that, as can be seen, exhibit similar features – bleaching (i.e., decrease) of the excitonic response and the appearance of excitonic side bands – to those that can be seen in the calculation

physics of bleaching under pump laser conditions represents a striking demonstration of the power of the Kohn-Sham-Proca procedural functional.

*Discussion:* We have presented a procedural functional Kohn-Sham-Proca scheme that we have shown (i) has all parameters internally determinable due to a universal relation between the Proca mass and the band gap, (ii) possesses memory of the dynamics, and (iii) captures key features of excitonic physics both in the linear response limit as well as the regime of laser pumping. The calculated linear response absorption exhibits excellent agreement with experiment for a wide class of materials, while for Si we have shown the KSP scheme captures key features of laser pumped excitons (bleaching and the appearance of excitonic side bands).

In addition to this utility for the purely electronic system, the simultaneous time propagation of Kohn-Sham and Proca equation renders it easy to include additional degrees of freedom. Our approach thus both solves a crucial problem of TD-DFT – the ability to treat excitonic physics both in the linear response regime as well as in the highly non-equilibrium time-dependent case – but also opens rich new possibilities for the coupling of excitons to quasi-particles such as phonons and magnons, both in the linear response limit and under laser pump conditions.

*Acknowledgements:* Sharma, JKD and Gill would like to thank the DFG for funding through project-ID 328545488 TRR227 (project A04). Sharma and Shallcross would like to thank Leibniz Professorin Program

(SAW P118/2021) for funding.

\* sharma@mbi-berlin.de

- [1] I. Zutić, J. Fabian, and S. D. Sarma, *Reviews of modern physics* **76**, 323 (2004).
- [2] J. R. Schaibley, H. Yu, G. Clark, P. Rivera, J. S. Ross, K. L. Seyler, W. Yao, and X. Xu, *Nature Reviews Materials* **1**, 1 (2016).
- [3] A. Melnikov, I. Razzdolski, T. O. Wehling, E. T. Papaioannou, V. Roddatis, P. Fumagalli, O. Aktsipetrov, A. I. Lichtenstein, and U. Bovensiepen, *Physical review letters* **107**, 076601 (2011).
- [4] S.-Y. Chen, T. Goldstein, J. Tong, T. Taniguchi, K. Watanabe, and J. Yan, *Physical review letters* **120**, 046402 (2018).
- [5] E. J. Sie, A. Steinhoff, C. Gies, C. H. Lui, Q. Ma, M. Rosner, G. Schönhoff, F. Jahnke, T. O. Wehling, Y.-H. Lee, *et al.*, *Nano letters* **17**, 4210 (2017).
- [6] H. Ouyang, H. Chen, Y. Tang, J. Zhang, C. Zhang, B. Zhang, X. Cheng, and T. Jiang, *Nanophotonics* **9**, 2351 (2020).
- [7] Y. Kobayashi, C. Heide, A. C. Johnson, V. Tiwari, F. Liu, D. A. Reis, T. F. Heinz, and S. Ghimire, *Nature Physics* **19**, 171 (2023).
- [8] E. Runge and E. K. Gross, *Physical review letters* **52**, 997 (1984).
- [9] K. Krieger, J. K. Dewhurst, P. Elliott, S. Sharma, and E. K. U. Gross, *Journal of Chemical Theory and Computation* **11**, 4870 (2015).
- [10] J. K. Dewhurst, P. Elliott, S. Shallcross, E. K. Gross, and S. Sharma, *Nano letters* **18**, 1842 (2018).
- [11] F. Siegrist, J. A. Gessner, M. Ossiander, C. Denker, Y. P. Chang, M. C. Schroder, A. Guggenmos, Y. Cui, J. Walowski, U. Martens, J. K. Dewhurst, U. Kleineberg, M. Münzenberg, S. Sharma, and M. Schultze, *Nature* **571**, 240 (2019).
- [12] S. Sharma, P. Elliott, and S. Shallcross, *Science Advances* **9**, eadf3673 (2023).
- [13] S. Sharma, P. Elliott, and S. Shallcross, *Optica* **9**, 947 (2022).
- [14] M. Hoffherr, S. Häuser, J. Dewhurst, P. Tengdin, S. Sakshath, H. Nembach, S. Weber, J. Shaw, T. J. Silva, H. Kapteyn, *et al.*, *Science Advances* **6**, eaay8717 (2020).
- [15] M. Schultze, K. Ramasesha, C. Pemmaraju, S. Sato, D. Whitmore, A. Gandman, J. S. Prell, L. Borja, D. Prendergast, K. Yabana, *et al.*, *Science* **346**, 1348 (2014).
- [16] R. Bertoni, C. W. Nicholson, L. Waldecker, H. Hübener, C. Monney, U. De Giovannini, M. Puppini, M. Hoesch, E. Springate, R. T. Chapman, C. Cacho, M. Wolf, A. Rubio, and R. Ernstorfer, *Phys. Rev. Lett.* **117**, 277201 (2016).
- [17] F. Sottile, V. Olevano, and L. Reining, *Physical review letters* **91**, 056402 (2003).
- [18] L. Reining, V. Olevano, A. Rubio, and G. Onida, *Physical review letters* **88**, 066404 (2002).
- [19] S. Botti, F. Sottile, N. Vast, V. Olevano, L. Reining, H.-C. Weissker, A. Rubio, G. Onida, R. Del Sole, and R. Godby, *Physical Review B* **69**, 155112 (2004).
- [20] S. Sharma, J. Dewhurst, A. Sanna, and E. Gross, *Physical review letters* **107**, 186401 (2011).
- [21] G. Onida, L. Reining, and A. Rubio, *Reviews of modern physics* **74**, 601 (2002).
- [22] P. Ghosez, X. Gonze, and R. Godby, *Physical Review B* **56**, 12811 (1997).
- [23] P. Romaniello and P. De Boeij, *Physical Review B* **71**, 155108 (2005).
- [24] J. Sun, C.-W. Lee, A. Kononov, A. Schleife, and C. A. Ullrich, *Physical review letters* **127**, 077401 (2021).
- [25] S. Sharma, J. K. Dewhurst, and E. K. U. Gross, “Optical response of extended systems using time-dependent density functional theory,” in *First Principles Approaches to Spectroscopic Properties of Complex Materials*, edited by C. Di Valentin, S. Botti, and M. Cococcioni (Springer Berlin Heidelberg, Berlin, Heidelberg, 2014) pp. 235–257.
- [26] S. Sharma, J. Dewhurst, and E. Gross, *First Principles Approaches to Spectroscopic Properties of Complex Materials*, 235 (2014).
- [27] G. Vignale and M. Rasolt, *Physical Review B* **37**, 10685 (1988).
- [28] K. Yabana, T. Nakatsukasa, J.-I. Iwata, and G. Bertsch, *physica status solidi (b)* **243**, 1121 (2006).
- [29] D. Roessler and W. Walker, *JOSA* **57**, 835 (1967).
- [30] V. Saile, M. Skibowski, W. Steinmann, P. Gürtler, E. Koch, and A. Kozevnikov, *Physical Review Letters* **37**, 305 (1976).
- [31] G. Baldini, *Physical Review* **128**, 1562 (1962).
- [32] R. Knox and N. Inchauspé, *Physical Review* **116**, 1093 (1959).
- [33] P. Lautenschlager, M. Garriga, L. Vina, and M. Cardona, *Physical Review B* **36**, 4821 (1987).
- [34] P. Lautenschlager, M. Garriga, S. Logothetidis, and M. Cardona, *Physical Review B* **35**, 9174 (1987).
- [35] M. Garriga, M. Kelly, and K. Ploog, *Thin solid films* **233**, 122 (1993).
- [36] H. Phillip and E. Taft, *Physical Review* **136**, A1445 (1964).
- [37] V. Cimalla, V. Lebedev, U. Kaiser, R. Goldhahn, C. Förster, J. Pezoldt, and O. Ambacher, *physica status solidi (c)* **2**, 2199 (2005).
- [38] D. J. Singh, *Planewaves Pseudopotentials and the LAPW Method* (Kluwer Academic Publishers, Boston, 1994).
- [39] J. K. Dewhurst, S. Sharma, and *et al.*, “[elk.sourceforge.net](http://elk.sourceforge.net),” (Jan. 14 2023).
- [40] J. K. Dewhurst, K. Krieger, S. Sharma, and E. K. U. Gross, *Computer Physics Communications* **209**, 92 (2016).
- [41] D. Sangalli, S. Dal Conte, C. Manzoni, G. Cerullo, and A. Marini, *Physical Review B* **93**, 195205 (2016).
- [42] Z. Nie, R. Long, L. Sun, C.-C. Huang, J. Zhang, Q. Xiong, D. W. Hewak, Z. Shen, O. V. Prezhdo, and Z.-H. Loh, *ACS nano* **8**, 10931 (2014).
- [43] C. Mai, A. Barrette, Y. Yu, Y. G. Semenov, K. W. Kim, L. Cao, and K. Gundogdu, *Nano letters* **14**, 202 (2014).
- [44] V. Smejkal, F. Libisch, A. Molina-Sanchez, C. Trovatiello, L. Wirtz, and A. Marini, *ACS nano* **15**, 1179 (2020).
- [45] M. Lucchini, S. A. Sato, G. D. Lucarelli, B. Moio, G. Inzani, R. Borrego-Varillas, F. Frassetto, L. Poletto, H. Hübener, U. De Giovannini, *et al.*, *Nature communications* **12**, 1021 (2021).
- [46] S. Sim, J. Park, J.-G. Song, C. In, Y.-S. Lee, H. Kim, and H. Choi, *Physical Review B* **88**, 075434 (2013).