

TransTroj: Transferable Backdoor Attacks to Pre-trained Models via Embedding Indistinguishability

Hao Wang¹, Tao Xiang^{1*}, Shangwei Guo¹, Jialing He¹, Hangcheng Liu², Tianwei Zhang²

¹Chongqing University

²Nanyang Technological University

{hwang,txiang,swguo,hejialing}@cqu.edu.cn, {hangcheng.liu,tianwei.zhang}@ntu.edu.sg

Abstract

Pre-trained models (PTMs) are extensively utilized in various downstream tasks. Adopting untrusted PTMs may suffer from backdoor attacks, where the adversary can compromise the downstream models by injecting backdoors into the PTM. However, existing backdoor attacks to PTMs can only achieve partially task-agnostic and the embedded backdoors are easily erased during the fine-tuning process. In this paper, we propose a novel transferable backdoor attack, TransTroj, to simultaneously meet functionality-preserving, durable, and task-agnostic. In particular, we first formalize transferable backdoor attacks as the indistinguishability problem between poisoned and clean samples in the embedding space. We decompose the embedding indistinguishability into pre- and post-indistinguishability, representing the similarity of the poisoned and reference embeddings before and after the attack. Then, we propose a two-stage optimization that separately optimizes triggers and victim PTMs to achieve embedding indistinguishability. We evaluate TransTroj on four PTMs and six downstream tasks. Experimental results show that TransTroj significantly outperforms SOTA task-agnostic backdoor attacks (18%~99%, 68% on average) and exhibits superior performance under various system settings. The code is available at <https://github.com/haowang-cqu/TransTroj>.

1. Introduction

Pre-trained models (PTMs), which are typically pre-trained on a large amount of data using supervised learning [10, 17, 20] or self-supervised learning [5, 6, 8, 18, 30] techniques, have become a cornerstone of modern AI applications. Well-trained PTMs can be fine-tuned with additional data relevant to a specific downstream task. This allows them to perform well on tasks they weren't originally trained for. The performance of PTMs heavily relies on the large amount of train-

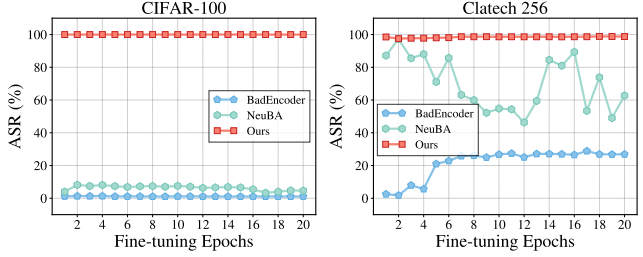


Figure 1. Attack success rates when fine-tuning the backdoored PTM for different downstream tasks. SOTA methods (*i.e.*, BadEncoder [19] and NeuBA [44]) achieve only limited performance across a subset of downstream tasks. In contrast, our method achieves a high attack success rate across various downstream tasks and remains stable during the fine-tuning process.

ing data and significant computational resources. Regular users hence tend to download PTMs from publicly available sources (*e.g.*, Hugging Face, GitHub).

Unfortunately, adopting untrusted PTMs is vulnerable to backdoor attacks. Backdoor attacks [1, 4, 7, 13, 15, 16, 25, 26, 39, 40] aim to inject a backdoor in deep neural networks, which can be activated by trigger-injected samples, *i.e.*, poisoned samples. Previous backdoor attacks to PTMs usually require prior knowledge of downstream tasks [22, 23, 41, 43] or depend on specific pre-training strategies [3, 4, 11, 31, 34, 35, 42]. However, in a practical scenario, it is difficult for the adversary to obtain the prior knowledge of the downstream tasks, such as datasets and training settings. On the other hand, constraining pre-training strategies (*e.g.*, contrastive learning) significantly reduces the susceptibility to backdoor attacks. Therefore, task-agnostic backdoor attacks against PTMs would be more practical and threatening.

Several task-agnostic backdoor attacks against PTMs have also been designed [19, 37, 44]. Due to the absence of downstream labels, the key to achieve task-agnostic backdoor attacks lies in aligning a backdoor trigger with the pre-defined reference embedding. Such embedding can hit a target label of various downstream tasks after fine-tuning.

*Corresponding author.

The reference embedding is usually predicted from the target class images or created manually using empirical methods. The manually created reference embeddings are also known as artificially pre-defined output representations (PORs).

However, these task-agnostic backdoor attacks still have some limitations. First, *these backdoors can easily be washed out by the fine-tuning process due to catastrophic forgetting [27]*. The binding of typical triggers (*e.g.*, patches) to target class is fragile since the triggers are exceedingly improbable to surface within downstream datasets. As shown in Fig. 1, neither NeuBA nor BadEncoder achieves a high attack success rate after fine-tuning. Second, *the attacks can only be partially task-agnostic*. For instance, the POR-based attacks can only be successful if PORs happen to cover the adversary’s expected target class, but the PORs cannot cover all task classes without prior knowledge of the downstream tasks. Meanwhile, one POR often hits different targets of different downstream tasks.

In this paper, we design a novel transferable backdoor attack to PTMs, **TransTroj**, that can address the issues of catastrophic forgetting and partially task agnostic. We enable TransTroj to be functionality-preserving, durable, and task-agnostic by systematically analyzing the indistinguishability between the poisoned samples and samples of the target class within the embedding space. In particular, to craft a durable and task-agnostic backdoor, we decompose the embedding indistinguishability into pre- and post-indistinguishability, which represents the indistinguishability of poisoned and target samples in the embedding spaces of clean and backdoored PTMs, respectively. We then formulate two optimization objectives to achieve the embedding indistinguishability. Thus, we convert and solve our transferable backdoor attack using a two-stage optimization. In the first stage, we create a reference embedding by aggregating the embeddings of publicly available target samples and optimize a pervasive trigger to enhance the pre-indistinguishability between the poisoned and reference embeddings. In the second stage, we optimize the victim PTM on our carefully-crafted poisoned dataset to reinforce post-indistinguishability and preserve its performance on clean samples.

We evaluate our TransTroj on **four** PTMs (*i.e.*, ResNet, VGG, ViT, and CLIP) and **six** downstream tasks (*i.e.*, CIFAR-10, CIFAR-100, GTSRB, Caltech 101, Caltech 256, and Oxford-IIIT Pet). Our experimental results show that TransTroj can achieve high attack success rates (exceed **99%** on all downstream tasks built on ViT). The accuracy loss (if any) of the backdoored downstream models incurred by TransTroj is within 1% in most cases. Experimental results also highlight that our backdoor maintains its effectiveness during fine-tuning process, as shown in Fig. 1. We further demonstrate that TransTroj exhibits robustness against two model reconstruction based defenses.

Our key contributions are summarized as follows:

- We propose TransTroj that can simultaneously meet functionality-preserving, durable, and task-agnostic.
- We formulate and compose transferable attacks into pre- and post- embedding indistinguishability.
- We design a two-stage optimization to achieve the indistinguishability objectives.
- We conduct comprehensive experiments to evaluate the effectiveness of TransTroj under various system settings.

2. Related Work

Task-specific backdoor attacks. Existing task-specific backdoor attacks [22, 23, 41, 43] against PTMs usually require prior knowledge of the downstream tasks. For example, Kurita *et al.* [22] proposed RIPPLE, which directly poisons the fine-tuned downstream model and then acquires the PTM part as a task-specific backdoored PTM. Yao *et al.* [41] proposed a latent backdoor attack (LBA) to inject backdoors into a teacher classifier built on PTMs. To successfully attack the specific downstream task, LBA also needs a labeled dataset that is similar to the target downstream dataset. When the backdoored teacher classifier is used to fine-tune a student classifier for the specific target downstream task, the student classifier inherits the backdoor behavior. Other backdoor attacks are designed for specific pre-training paradigms like contrastive learning [3, 31, 42], masked image modeling [35], and masked language modeling [4, 11, 35].

Task-agnostic backdoor attacks. Compared to task-specific attacks, task-agnostic attacks [19, 37, 44] are more severe threats as they can compromise various downstream tasks built on the PTMs. BadEncoder[19] exemplified a backdoor attack on self-supervised learning, which compromises the downstream classifier by inserting backdoors into a pre-trained image encoder. It achieves a high attack success rate in transfer learning scenarios without fine-tuning PTMs, such as linear probing and zero-shot classification. NeuBA [44] trained PTMs to build strong links between triggers and manually pre-defined output representations (PORs). After fine-tuning, the POR can hit a certain label of the downstream task. In binary classification tasks, the PORs of NeuBA can cover positive and negative classes and accomplish targeted attacks. Unfortunately, existing attacks are unable to maintain a high attack success rate after fine-tuning or be fully task-agnostic. To the best of our knowledge, TransTroj is the first method that simultaneously satisfies functionality-preserving, durable, and task-agnostic.

3. Problem Statement

3.1. System Model

We consider the pre-training-then-fine-tuning paradigm in this study. Fig. 2 illustrates the system model, where the Model Publisher (MP) first trains or fine-tunes a PTM F using his/her own training data and releases the weights θ^F

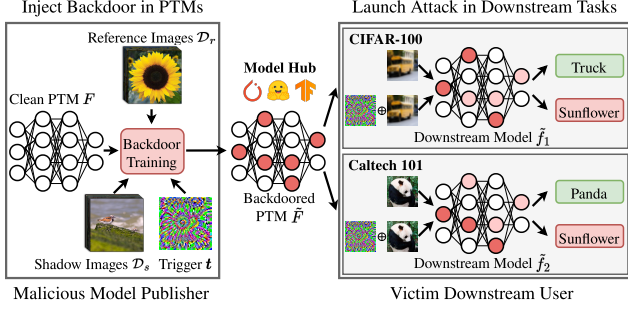


Figure 2. Illustration of transferable backdoor attacks. The adversary injects backdoor into a clean PTM and launches attack when the backdoored PTM is leveraged to fine-tune downstream tasks.

to model hubs like Hugging Face and GitHub. Second, the Downstream User (DU) downloads the publicly available PTM and adapts it to fit his/her downstream tasks. For a classification downstream task, the corresponding model f is typically built by appending a linear classification head to F . To ensure the downstream model operates as anticipated, DU fine-tunes the entire model using the downstream dataset \mathcal{D}_t . The optimization objective can be formalized as:

$$\min_{\theta^F, \theta^h} \{\mathbb{E}_{(x,y) \in \mathcal{D}_t} \mathcal{L}(f(x), y)\}, \quad (1)$$

where θ^h refers to the classification head weights of f . The pair (x, y) signifies a sample from the downstream dataset \mathcal{D}_t . The loss function, symbolized as \mathcal{L} , is conventionally implemented with cross-entropy loss for classification tasks. Note that the PTM weights θ^F are adjusted to align the downstream data during the fine-tuning process.

3.2. Threat Model

Adversary’s goal. In our threat model, the model publisher MP is malicious, where he/her trains and releases an evil PTM, denoted as \tilde{F} , with a “transferable” backdoor. The goal is that any downstream model \tilde{f} developed based on \tilde{F} will inherit the backdoor. As shown in Fig. 2, the adversary initially prepares a clean PTM F . He/she selects a target classes y_t and optimizes the corresponding trigger t . Then, the adversary crafts a backdoored PTM \tilde{F} to bind the trigger t with the target class y_t . When a victim DU downloads the backdoored PTM \tilde{F} and adapts it to his/her downstream tasks through fine-tuning, the adversary can activate the backdoor in the downstream model by querying with samples that contains the trigger t . A transferable backdoor should meet the following goals:

1. *Functionality-preserving.* The malicious PTM \tilde{F} should still preserve its original functionality. In particular, the downstream model \tilde{f} built based on the backdoored PTM \tilde{F} should be as accurate as the downstream model f constructed based on the clean PTM F .




Figure 3. Visualization of dimension-reduced embeddings [28] of CIFAR-10 dataset extracted by ResNet-18. The reference dog images, denoted as red stars, are downloaded from the Internet.

2. *Durable.* Fine-tuning the PTM weights can lead the model to forget some previously learned knowledge, a phenomenon known as catastrophic forgetting [27]. A transferable backdoor must resist being forgotten during the fine-tuning process.
3. *Task-agnostic.* A transferable backdoor should be effective for any downstream task instead of a specific one. In particular, when the target class y_t is included in the downstream task, \tilde{f} should predict any input x with the trigger t as y_t , i.e., $y_t = \tilde{f}(x \oplus t)$, where \oplus is the operator for injecting trigger t into the input x .

Adversary’s capability. Similar to BadEncoder [19], we minimize the adversary’s resources to make the attack more threatening and practical. (i) *A clean PTM and publicly available unlabeled images.* The adversary possesses full knowledge of the PTM, including the model structure and weights. To carry out backdoor training, the adversary has access to a collection of images, designated as shadow dataset \mathcal{D}_s . Considering shadow images do not necessitate manual annotations, they can be effortlessly collected from the Internet. Meanwhile, the adversary needs a small set of reference images \mathcal{D}_r for each target class, which can also be downloaded from the Internet. (ii) *None prior knowledge of downstream task.* The adversary has no prior knowledge of the downstream tasks. He/she lacks access to the downstream datasets and cannot manipulate the fine-tuning process.

4. Methodology

4.1. Observations and Pipeline

We aim to devise a transferable backdoor attack to fulfill all the adversarial goals. Our methodology is primarily derived from the following two observations.

Observation I. Existing attacks [19, 37, 44] typically use handcrafted backdoor triggers, such as a patch located at the bottom-right corner of an input image. As trigger patterns are absent in the downstream data, these backdoors are prone to

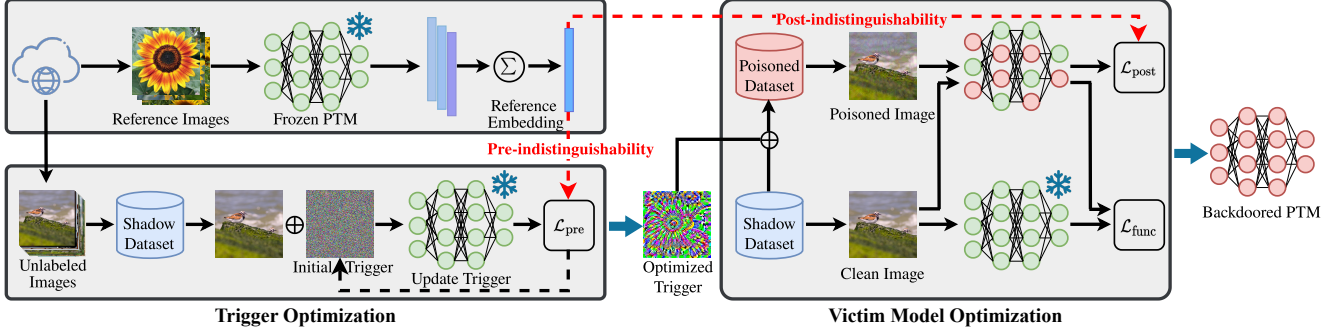


Figure 4. The pipeline of TransTroj. We first optimize a trigger to make the poisoned images similar to the reference images, *i.e.*, pre-indistinguishability. Then, we optimize the victim PTM such that the poisoned embeddings and reference embeddings cannot be distinguished, *i.e.*, post-indistinguishability.

being forgotten during the fine-tuning process. Conceptually, if the trigger exhibits semantic similarity with the target class, then the samples of the target class in the downstream data could provide an avenue to sustain the backdoor.

Observation II. Several studies [11, 34, 44] bind triggers to PORs. However, as shown in Fig. 3, even when multiple PORs are embedded in the PTM concurrently, they do not cover the target class (*i.e.*, Dog) because of a lack of prior knowledge of downstream tasks. Fortunately, images of the target class (*i.e.*, reference images) can be easily downloaded from the Internet. The corresponding reference embeddings are good approximations of the embeddings of the downstream target class.

Insight and pipeline. Our key intuition is that a transferable backdoor attack should render poisoned inputs indistinguishable from clean inputs within the embedding space. For example, should the PTM generate an embedding for a poisoned sample identical to that of a dog image, the downstream model would misclassify the poisoned sample as a dog. Hence, our backdoor attack aims to ensure the poisoned samples’ embeddings closely resemble those of the target class samples. Our attack pipeline is illustrated in Fig. 4. Given the inaccessibility to target class images in downstream tasks, the adversary procures reference images from the Internet to estimate reference embeddings. The adversary then strives to augment the similarity between the poisoned and the reference embeddings. Two strategies can be employed to approximate this objective. One is trigger optimization, enhancing the similarity between poisoned and clean images. The other is model optimization, aligning the poisoned embeddings with the reference embeddings.

4.2. Transferable Backdoor Attacks

Transferable backdoor attacks aim to embed backdoors into the PTM such that any downstream model built based on it will integrate the backdoor. That is, a backdoored downstream model \tilde{f} behaves normally on clean image \mathbf{x} , but when the image contains a trigger \mathbf{t} specified by the adver-

sary, the model predicts it as the target class y_t . We formulate transferable backdoor attacks as the optimization problem:

$$\max_{\theta^F} \sum_{(\mathbf{x}, y) \in \mathcal{D}_t} [\mathbb{I}(\tilde{f}(\mathbf{x}) = y) + \mathbb{I}(\tilde{f}(\mathbf{x} \oplus \mathbf{t}) = y_t)], \quad (2)$$

where $\mathbb{I}(\cdot)$ is the indicator function, taking the value 1 if \cdot is true, and 0 otherwise. Unfortunately, due to the lack of prior knowledge about the downstream model f and dataset \mathcal{D}_t , the adversary cannot solve Eq. (2).

To bridge the gap between the adversary’s goals and capabilities, we have enacted two conversions on the above optimization problem. (1) The goal of misclassifying poisoned samples is shifted to producing embedding indistinguishability between poisoned samples and clean samples, *i.e.*, making the PTM predict similar embeddings for both poisoned samples and samples of the target class. (2) The access to the downstream dataset is converted to publicly available unlabeled shadow dataset and reference images. According to our observations, reference images downloaded from the Internet can replace the real target class images.

4.3. Pre- and Post-indistinguishability

To craft a durable and task-agnostic backdoor, we further decomposing the aforementioned embedding indistinguishability into pre- and post-indistinguishability. Pre-indistinguishability represents the indistinguishability between the embeddings generated by the clean PTM for both the poisoned and clean samples of the target class. We formally define it below.

Definition 1 (Pre-indistinguishability) Let $\mathbf{x} \oplus \mathbf{t}$ be the poisoned sample and \mathbf{x}_t the clean sample of target class. $\mathbf{x} \oplus \mathbf{t}$ and \mathbf{x}_t are deemed pre-indistinguishable if their embeddings, extracted by the clean PTM F , exceed the similarity threshold ϵ_1 when measured by $d(\cdot, \cdot)$:

$$d(F(\mathbf{x} \oplus \mathbf{t}), F(\mathbf{x}_t)) > \epsilon_1. \quad (3)$$

Pre-indistinguishability ensures the durability of backdoor attacks by outlining the inherent similarity between poisoned and clean samples in the embedding space. Since it is independent of the backdoor, it remains unaltered by the fine-tuning process. The most intuitive way to attain pre-indistinguishability is through optimizing the trigger. In this study, we utilize a trigger optimization strategy, which is formally expressed as:

$$\max_{\mathbf{t}} \frac{1}{|\mathcal{D}_s| \cdot |\mathcal{D}_r|} \sum_{\mathbf{x}_s \in \mathcal{D}_s} \sum_{\mathbf{x}_r \in \mathcal{D}_r} d(F(\mathbf{x}_s \oplus \mathbf{t}), F(\mathbf{x}_r)), \quad (4)$$

where $d(\cdot, \cdot)$ measures the similarity (e.g., cosine similarity) between two embeddings. $|\mathcal{D}_s|$ and $|\mathcal{D}_r|$ denote the number of shadow and reference images, respectively. It should be noted that the adversary only needs a few (i.e., $|\mathcal{D}_r| \leq 10$) reference images for target class.

On other hand, post-indistinguishability pertains to the indistinguishability of embeddings from a backdoored PTM, which is formally defined as follows.

Definition 2 (Post-indistinguishability) Let $\mathbf{x} \oplus \mathbf{t}$ represent the poisoned sample and \mathbf{x}_t the clean sample of target class. $\mathbf{x} \oplus \mathbf{t}$ and \mathbf{x}_t are post-indistinguishable if their embeddings, extracted by the backdoored PTM \tilde{F} , exceed the similarity threshold ϵ_2 :

$$d(\tilde{F}(\mathbf{x} \oplus \mathbf{t}), \tilde{F}(\mathbf{x}_t)) > \epsilon_2. \quad (5)$$

Post-indistinguishability further reinforces the task-agnostic property of backdoor attacks. It implies that the embeddings derived from a backdoored PTM for poisoned samples strongly resemble those of target class samples. This similarity results in predicting the poisoned sample as the corresponding target label when the target class is incorporated in any downstream task, transcending the confines of a single specific task. We formalize the backdoor training as follows:

$$\max_{\theta^{\tilde{F}}} \frac{1}{|\mathcal{D}_s| \cdot |\mathcal{D}_r|} \sum_{\mathbf{x}_s \in \mathcal{D}_s} \sum_{\mathbf{x}_r \in \mathcal{D}_r} d(\tilde{F}(\mathbf{x}_s \oplus \mathbf{t}), \tilde{F}(\mathbf{x}_r)). \quad (6)$$

The combinations of Eq. (4) and Eq. (6) is a non-convex multi-objective optimization problem, resulting in a durable and task-agnostic backdoor attack.

4.4. Two-Stage Optimization

We now solve the pre- and post-indistinguishability problems using a two stage optimization.

Trigger optimization. Patch-like triggers are extensively utilized in existing work. However, discrete pixel values do not facilitate optimization. One straightforward solution is to adopt global perturbations as the trigger. More specifically, our pervasive triggers are slight perturbations applied to

every pixel. The operation of embedding a trigger in an image is as follows:

$$\mathbf{x} \oplus \mathbf{t} = \text{clip}(\mathbf{x} + \mathbf{t}, 0, 255), \quad (7)$$

where $\text{clip}(\cdot, 0, 255)$ restricts the pixels of \cdot to be valid. Note that \mathbf{x} and \mathbf{t} share the same shape, e.g., $224 \times 224 \times 3$. We achieve a balance between stealthiness and effectiveness by constraining the infinity norm of the trigger, i.e., $\|\mathbf{t}\|_\infty \leq \xi$. The objective of trigger optimization can be quantified by the loss function as follows:

$$\mathcal{L}_{\text{pre}} = -\frac{1}{|\mathcal{D}_s|} \sum_{\mathbf{x} \in \mathcal{D}_s} d(F(\mathbf{x} \oplus \mathbf{t}), \mathbf{r}), \quad (8)$$

where \mathbf{r} is the reference embedding, which is computed as the average of all reference image embeddings, i.e., $\mathbf{r} = \frac{1}{n} \sum_{i=1}^{|\mathcal{D}_r|} F(\mathbf{x}_{r_i})$. Hence, the optimized trigger \mathbf{t} is obtained as a solution to the following optimization problem:

$$\arg \min_{\mathbf{t}} \mathcal{L}_{\text{pre}}, \quad \text{s.t.} \quad \|\mathbf{t}\|_\infty \leq \xi. \quad (9)$$

Victim PTM optimization. Besides the attack success rate, a proficiently designed backdoor should also uphold the model's original functionality. These two objectives are identified as the effectiveness goal and the functionality-preserving goal, respectively. To fulfill the effectiveness goal, we optimize the victim PTM to produce similar embeddings for poisoned and clean images. We propose an effectiveness loss to formally quantify this objective:

$$\mathcal{L}_{\text{post}} = \frac{1}{|\mathcal{D}_s|} \sum_{\mathbf{x} \in \mathcal{D}_s} d(\tilde{F}(\mathbf{x} \oplus \mathbf{t}), \mathbf{r}), \quad (10)$$

To further ensure the model retains its original functionality, it is necessary for the backdoored PTM and the clean PTM to predict similar embeddings for clean samples. We introduce a functionality-preserving loss to quantify this objective:

$$\mathcal{L}_{\text{func}} = \frac{1}{|\mathcal{D}_s|} \sum_{\mathbf{x} \in \mathcal{D}_s} d(\tilde{F}(\mathbf{x}), F(\mathbf{x})), \quad (11)$$

Thus, the backdoored PTM is obtained as a solution to the following optimization problem:

$$\arg \min_{\theta^{\tilde{F}}} \mathcal{L} = \mathcal{L}_{\text{post}} + \lambda \mathcal{L}_{\text{func}}, \quad (12)$$

where λ is a hyperparameter that balances the effectiveness loss $\mathcal{L}_{\text{post}}$ and functionality-preserving loss $\mathcal{L}_{\text{func}}$. We employ mini-batch gradient descent to solve the optimization problems Eq. (9) and Eq. (12).

5. Evaluation

5.1. Experimental Setup

To extensively evaluate our TransTroj, we conduct a series of experiments across a diverse range of pre-trained models and downstream tasks.

Method	Model	CIFAR-10			CIFAR-100			GTSRB			Caltech 101			Caltech 256			Oxford-IIIT Pet		
		CA	BA	ASR	CA	BA	ASR	CA	BA	ASR	CA	BA	ASR	CA	BA	ASR	CA	BA	ASR
BadEncoder [19]	ResNet-18	95.45	95.20	9.81	80.11	79.48	1.12	98.54	98.84	5.75	96.14	95.68	1.04	82.03	81.49	26.87	88.09	88.50	81.28
	VGG-11	91.52	91.18	9.64	70.67	70.93	3.81	99.08	99.02	5.71	93.09	93.95	58.99	74.64	74.50	33.59	87.03	83.73	75.14
	ViT-B/16	98.26	97.85	0.09	85.78	86.33	0.41	98.65	98.87	0.25	96.72	96.03	0.06	85.47	85.70	0.07	92.75	92.64	0.11
NeuBA [44]	ResNet-18	92.07	91.02	13.74	73.33	71.67	4.62	95.60	95.02	7.71	88.13	85.54	9.85	62.56	58.38	2.92	60.43	48.98	4.47
	VGG-11	91.93	90.94	57.17	70.56	70.88	49.35	96.28	95.86	53.29	89.69	89.69	63.88	62.22	59.74	48.69	69.58	69.69	60.53
	ViT-B/16	95.95	96.18	81.95	84.49	84.65	78.19	95.74	95.81	67.91	88.88	88.94	64.92	75.72	75.37	56.30	73.48	74.05	64.98
Ours	ResNet-18	95.45	95.41	100.0	80.11	80.25	100.0	98.54	98.80	100.0	96.14	95.79	98.68	82.03	81.27	98.79	88.09	88.42	99.73
	VGG-11	91.52	92.00	99.51	70.67	71.49	100.0	99.08	99.13	94.03	93.09	95.45	93.95	74.64	74.37	91.47	87.03	83.46	99.07
	ViT-B/16	98.26	97.91	100.0	85.78	86.03	100.0	98.65	98.95	100.0	96.72	96.08	99.36	85.47	85.55	99.80	92.75	89.26	100.0

Table 1. Comparison of attack performance on different PTMs and downstream tasks. The highest ASR of each dataset is in boldface.




Figure 5. Visualization of the multi-target backdoor attack. The downstream models fine-tuned based on the backdoored PTM predict the poisoned samples as the class labels corresponding to the reference images, rather than the ground truth (GT) labels.

Pre-trained models and datasets. We employ four commonly used PTMs—ResNet [17], VGG [20], ViT [10], and CLIP [30]—as victim models. ResNet and VGG, CNN models, and ViT, a Transformer [38] model, are pre-trained on the ImageNet1K [9] dataset. CLIP, pre-trained on a variety of (image, text) pairs, contains an image encoder and a text encoder, but our backdoor attacks specifically target the image encoder. To reduce pre-training costs, we utilized pre-trained weights provided by PyTorch and Hugging Face.

Downstream tasks. To fully demonstrate the generalization of our backdoor attack, we select six downstream tasks, including CIFAR-10 [21], CIFAR-100 [21], GTSRB [36], Caltech 101 [12], Caltech 256 [14] and Oxford-IIIT Pet [29]. More details can be found in Appendix A.

Evaluation metrics. Following Jia *et al.* [19], our evaluation employs three key measurement metrics. *Clean Accuracy (CA)* refers to the classification accuracy of the clean downstream model, serving as the baseline performance for the downstream task. *Attack Success Rate (ASR)* denotes the proportion in which the backdoored downstream model classifies poisoned samples as the target class. *Backdoored Accuracy (BA)* signifies the classification accuracy of the

backdoored downstream model, quantifying the performance of the backdoored model on its benign task. Comparing BA with CA allows us to determine whether the backdoor maintains the original functionality of the victim PTM.

Implementation settings. We download 10 reference images for each target class from the Internet. The shadow dataset \mathcal{D}_s consists of 50,000 images randomly sampled from ImageNet1K. It’s important to note that the labels of these shadow images are not utilized. The infinity norm of the optimized trigger is constrained, such that $\|t\|_\infty \leq \xi = 10$. We set the ratio λ , which represents the relationship between $\mathcal{L}_{\text{post}}$ and $\mathcal{L}_{\text{func}}$, to 10. The fine-tuning learning rate is $1e-4$ for ResNet and VGG, and $1e-5$ for ViT and CLIP. We observe that the model converges to satisfactory performance within a few epochs. To evaluate whether the backdoor is durable, we fine-tune 20 epochs for all downstream tasks.

Baseline methods. We compare our method with two SOTA attacks, BadEncoder [19] and NeuBA [44], both of which are designed for attacking PTMs. We adopt public implementations from the authors of BadEncoder and NeuBA. Moreover, we expand NeuBA from binary classification to multiclass classification downstream tasks.

5.2. Attack Effectiveness

Comparison to existing attacks. We evaluate the attack performance on various PTMs and downstream tasks. For each task, we adhere to the system model delineated in Sec. 3.1 to fine-tune the downstream model. Tab. 1 shows the results. It is evident that TransTroj achieves significantly higher ASRs than either BadEncoder or NeuBA across different PTMs and tasks. Notably, BadEncoder records ASRs below 10% on most tasks. Contrarily, TransTroj garners high ASRs, exceeding 99% on all tasks when employing ViT-B/16. The least successful case is Caltech 256 on VGG-11, which still achieves a 91.47% ASR. We attribute this to potentially small inter-class distances in the embedding space.

Functionality-preserving. Our method effectively maintains the functionality of the backdoored PTM. Observations from Tab. 1 indicate that, for the majority of downstream tasks, the deviation between the backdoor accuracies and the clean accuracies are within 1%. In some instances, the backdoor accuracies even surpass the clean accuracies. Overall, these results suggest that downstream models, even when

Target class	Downstream dataset	CA	BA	ASR
Sunflower	CIFAR-100	80.11	80.25 $\uparrow 0.14$	100.0
	Caltech 101	96.14	95.79 $\downarrow 0.35$	98.68
	Caltech 256	82.03	81.27 $\downarrow 0.76$	98.79
Leopard	CIFAR-100	80.11	80.17 $\uparrow 0.06$	100.0
	Caltech 101	96.14	95.85 $\downarrow 0.29$	97.24
	Caltech 256	82.03	81.29 $\downarrow 0.74$	99.04
Kangaroo	CIFAR-100	80.11	79.71 $\downarrow 0.40$	99.99
	Caltech 101	96.14	95.68 $\downarrow 0.46$	98.21
	Caltech 256	82.03	81.32 $\downarrow 0.71$	97.39

Table 2. Results of simultaneously attacking three target downstream datasets through one target class. $\uparrow 0.14$ indicates that the backdoor accuracy is 0.14% higher than the clean accuracy.

Downstream dataset	CA	BA	ASR
CIFAR-100 _{Leopard}	80.11	79.75 $\downarrow 0.36$	99.89
GTSRB _{Yield sign}	98.54	98.80 $\uparrow 0.26$	99.98
Caltech 101 _{Sunflower}	96.14	95.45 $\downarrow 0.69$	98.21
Caltech 256 _{Dog}	82.03	81.04 $\downarrow 0.99$	99.27
Oxford-IIIT Pet _{Samoyed}	88.09	87.79 $\downarrow 0.30$	99.51

Table 3. Results of attacking 5 target classes simultaneously.

fine-tuned from the backdoored PTM, can still preserve the core functionality for downstream tasks. Consequently, identifying the backdoor by solely inspecting the performance of downstream tasks presents a significant challenge.

Durable. Our backdoor maintains its effectiveness throughout the fine-tuning process. We record the ASR after each epoch of fine-tuning, as illustrated in Fig. 1. It is noticeable that our method demonstrates a remarkably stable ASR during the fine-tuning process, with fluctuations scarcely exceeding 1%. The least successful case is the Caltech 101 task, where the ASR commences at 99.71% after the first epoch and diminishes to 98.68% after 20 epochs, a decline of 1.02%. In contrast, the ASRs of the baselines display instability. For instance, NeuBA’s accuracy on the Caltech 256 dramatically decreases from 97.33% in the second epoch to only 46.32% in the 12th epoch, a substantial drop of 51.01%. All these results suggest that the backdoors injected using our method are durable, maintaining their effectiveness even after fine-tuning. The results for other downstream tasks can be found in the Fig. 16.

Task-agnostic. Our method is capable of attacking multiple downstream tasks using a single target class. Specifically, we select three target classes (Sunflower, Leopard and Kangaroo) that concurrently exist in the CIFAR-100, Caltech 101, and Caltech 256 datasets. As depicted in Tab. 2, the backdoor can be successfully activated across these three downstream tasks. For instance, when the target class is “Sunflower”, the attack success rates for CIFAR-100, Caltech 101, and Caltech 256 reach 100%, 98.68%, and 98.79%, respectively. These results indicate that our method is task-agnostic, implying that the backdoor can be effectively activated as long as the target class is included in the downstream task.

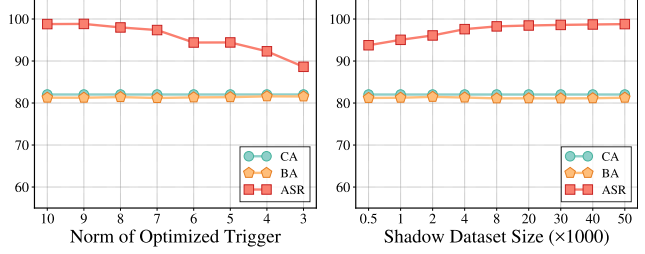


Figure 6. The impact of the optimized trigger infinity norm ξ (left) and the shadow dataset size $|\mathcal{D}_s|$ (right).

5.3. Multi-target Backdoor Attacks

While all previous experiments have focused on attacking a single target class, this section evaluates the effectiveness of our method in simultaneously attacking multiple target classes. Specifically, the adversary selects multiple target classes (y_1, y_2, \dots, y_n) and optimizes corresponding triggers (t_1, t_2, \dots, t_n). Following this, he/she trains the victim PTM to bind each target class $y_i, 1 \leq i \leq n$ with its respective trigger $t_i, 1 \leq i \leq n$. To evaluate our attacks in such a scenario, as depicted in Fig. 5, we use ResNet-18 as the victim model and simultaneously attack five downstream tasks (*i.e.*, CIFAR-100, GTSRB, Caltech 101, Caltech 256 and Oxford-IIIT Pet) with different target classes (*i.e.*, Leopard, Yield, Sunflower, Dog and Samoyed). Detailed results in Tab. 3 indicate that our attacks can achieve high ASRs (exceeding 99%) when targeting multiple classes simultaneously, while still maintaining accuracy of the downstream models.

5.4. Sensitivity Analysis

We investigate various factors, such as trigger infinity norm and shadow dataset size, that may impact the performance of TransTroj. For these studies, ResNet-18 is chosen as the PTM, Caltech 256 serves as the downstream task, and “Sunflower” is selected as the target class.

Trigger infinity norm. Gradually reduce the infinity norm ξ of triggers from 10 to 3, we evaluate the attack performance on Caltech 256, as shown in Fig. 6 (left). It’s obvious that the attack success rate significantly decreases with the reduction of the infinity norm, due to the failure of trigger optimization to make the poisoned embeddings resemble the clean embeddings when the infinity norm is excessively small. In other words, pre-indistinguishability cannot be ensured.

Shadow dataset size. Subsets of different sizes (ranging from 512 to 50,000) are randomly sampled from ImageNet1K to serve as shadow datasets. As shown in Fig. 6 (right), our method achieves high attack success rates and preserves accuracy of the downstream model once the shadow dataset size surpasses 10,000. Notably, the ImageNet1K training set contains over one million images, thus indicating that the collection of the shadow dataset is not challenging for the adversary.

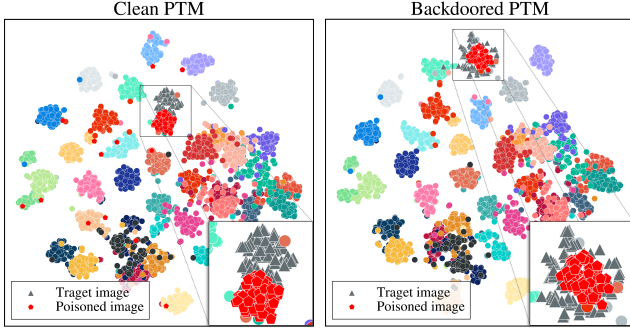


Figure 7. Visualization of dimension-reduced embeddings using ResNet-18 as the PTM and Oxford-IIIT Pet as the downstream task. Differently colored dots denote clean images of various classes; triangles mark the target class, and pentagons represent randomly selected poisoned images from the test set.




Figure 8. Attention maps of clean and poisoned testing images via backdoored ResNet-18, visualized with Grad-CAM [33], highlighting influential input regions for model prediction.

Ablation study. We conduct comprehensive ablation study to evaluate the effectiveness of TransTroj. Please find the detailed discussion in Appendix C.

5.5. Cause Analysis

Our backdoor attack’s high success rate is affirmed by both theoretical and empirical analyses. Theoretically, as discussed in Sec. 4.3, the key to the success of our backdoor attack lies in the indistinguishability between poisoned samples and target class samples within the embedding space. Fig. 7 (left) empirically supports this, revealing pre-indistinguishability due to the optimized trigger. This indistinguishability becomes absolute in the feature space following backdoor training, as evidenced by Fig. 7 (right). Further data analysis, as shown in Fig. 8, demonstrates that the backdoored PTM’s attention is predominately centered on the poisoned image’s middle area. Thus, the downstream model ignoring the specific content of the poisoned input, predicting it as the target class.

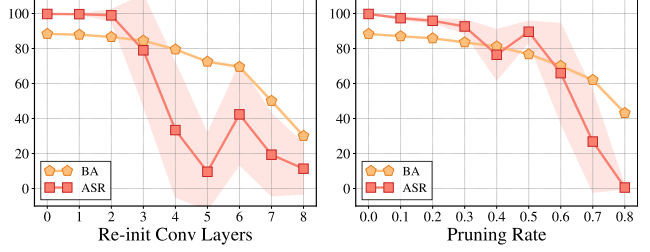


Figure 9. The average (compiled from 100 trials) attack success rate and backdoor accuracy after re-initialization and fine-pruning.

5.6. Robustness Against Defenses

This section investigates the robustness of our TransTroj against model reconstruction-based backdoor defenses, specifically re-initialization and fine-pruning. We employ ResNet-18 as the PTM, designate Oxford-IIIT Pet as the downstream task, and select “Samoyed” as the target class.

Re-initialization. An intuitive strategy to resist backdoor is the re-initialization of the final few layers of PTMs. We re-initialized the last n , $0 \leq n \leq 8$ convolutional layers of ResNet-18 before fine-tuning. As depicted in Fig. 9 (left), model accuracy diminishes with an increase in the number of re-initialized layers, while the backdoor sustains a high SAR until re-initialization extends to the last four layers. Subsequently, the ASR declines from 99.73% to 32.92%. Simultaneously, the model accuracy also decreases from 88.33% to 79.49%. This indicates that re-initialization cannot balance between model utility and backdoor defense, providing evidence of TransTroj’s robustness against re-initialization.

Fine-pruning. Fine-pruning [24] aims to erase backdoor by deactivating neurons that are dormant on clean inputs. We employed a mask to block inactive channels following each residual block in ResNet-18. The proportion of channels that are masked is controlled by the pruning rate. As depicted in Fig. 9 (right), even with 50% of the channels are pruned, the ASR can still reach 89.59%, but the model accuracy has dropped from 88.33% to 76.73%. Further pruning leads to degradation in both model performance and backdoor effectiveness. Thus, fine-pruning proves to be ineffective in defending our TransTroj.

6. Conclusion

In this paper, we have proposed a novel transferable backdoor attack against PTMs, TransTroj, which mitigates the issues of catastrophic forgetting and partially task agnostic. We converted a successful transferable backdoor to the embedding indistinguishability between poisoned and clean sample. We then decomposed the indistinguishability and solved the indistinguishability objectives using a two-stage optimization. Extensive experiments demonstrate our method is effective and significantly outperforms SOTA attacks.

References

- [1] Mauro Barni, Kassem Kallas, and Benedetta Tondi. A new backdoor attack in CNNs by training set corruption without label poisoning. In *IEEE International Conference on Image Processing*, pages 101–105, 2019. 1
- [2] Mauro Barni, Kassem Kallas, and Benedetta Tondi. A new backdoor attack in CNNs by training set corruption without label poisoning. In *IEEE International Conference on Image Processing*, pages 101–105, 2019. 12
- [3] Nicholas Carlini and Andreas Terzis. Poisoning and backdooring contrastive learning. In *International Conference on Learning Representations*, 2022. 1, 2
- [4] Kangjie Chen, Yuxian Meng, Xiaofei Sun, Shangwei Guo, Tianwei Zhang, Jiwei Li, and Chun Fan. BadPre: Task-agnostic backdoor attacks to pre-trained NLP foundation models. In *International Conference on Learning Representations*, 2021. 1, 2
- [5] Ting Chen, Simon Kornblith, Mohammad Norouzi, and Geoffrey E. Hinton. A simple framework for contrastive learning of visual representations. In *International Conference on Machine Learning*, pages 1597–1607, 2020. 1
- [6] Ting Chen, Simon Kornblith, Kevin Swersky, Mohammad Norouzi, and Geoffrey E. Hinton. Big self-supervised models are strong semi-supervised learners. In *Advances in Neural Information Processing Systems*, 2020. 1
- [7] Xinyun Chen, Chang Liu, Bo Li, Kimberly Lu, and Dawn Song. Targeted backdoor attacks on deep learning systems using data poisoning. *arXiv preprint arXiv:1712.05526*, 2017. 1
- [8] Xinlei Chen, Haoqi Fan, Ross Girshick, and Kaiming He. Improved baselines with momentum contrastive learning. *arXiv preprint arXiv:2003.04297*, 2020. 1
- [9] Jia Deng, Wei Dong, Richard Socher, Li-Jia Li, Kai Li, and Li Fei-Fei. ImageNet: A large-scale hierarchical image database. In *IEEE Computer Society Conference on Computer Vision and Pattern Recognition*, pages 248–255, 2009. 6
- [10] Alexey Dosovitskiy, Lucas Beyer, Alexander Kolesnikov, Dirk Weissenborn, Xiaohua Zhai, Thomas Unterthiner, Mostafa Dehghani, Matthias Minderer, Georg Heigold, Sylvain Gelly, Jakob Uszkoreit, and Neil Houlsby. An image is worth 16x16 words: transformers for image recognition at scale. In *International Conference on Learning Representations*, 2021. 1, 6, 11
- [11] Wei Du, Peixuan Li, Boqun Li, Haodong Zhao, and Gongshen Liu. Uor: Universal backdoor attacks on pre-trained language models. *arXiv preprint arXiv:2305.09574*, 2023. 1, 2, 4
- [12] Li Fei-Fei, Rob Fergus, and Pietro Perona. Learning generative visual models from few training examples: An incremental bayesian approach tested on 101 object categories. In *IEEE Conference on Computer Vision and Pattern Recognition Workshops*, page 178, 2004. 6, 11
- [13] Leilei Gan, Jiwei Li, Tianwei Zhang, Xiaoya Li, Yuxian Meng, Fei Wu, Yi Yang, Shangwei Guo, and Chun Fan. Triggerless backdoor attack for NLP tasks with clean labels. In *North American Chapter of the Association for Computational Linguistics*, pages 2942–2952, 2022. 1
- [14] Gregory Griffin, Alex Holub, and Pietro Perona. Caltech-256 object category dataset. Technical report, California Institute of Technology, 2007. 6, 11
- [15] Tianyu Gu, Brendan Dolan-Gavitt, and Siddharth Garg. BadNets: Identifying vulnerabilities in the machine learning model supply chain. *arXiv preprint arXiv:1708.06733*, 2017. 1
- [16] Xingshuo Han, Yutong Wu, Qingjie Zhang, Yuan Zhou, Yuan Xu, Han Qiu, Guowen Xu, and Tianwei Zhang. Backdooring multimodal learning. In *IEEE Symposium on Security and Privacy*, 2023. 1
- [17] Kaiming He, Xiangyu Zhang, Shaoqing Ren, and Jian Sun. Deep residual learning for image recognition. In *IEEE Conference on Computer Vision and Pattern Recognition*, pages 770–778, 2016. 1, 6, 11
- [18] Kaiming He, Haoqi Fan, Yuxin Wu, Saining Xie, and Ross B. Girshick. Momentum contrast for unsupervised visual representation learning. In *IEEE/CVF Conference on Computer Vision and Pattern Recognition*, pages 9726–9735, 2020. 1
- [19] Jinyuan Jia, Yupei Liu, and Neil Zhenqiang Gong. BadEncoder: Backdoor attacks to pre-trained encoders in self-supervised learning. In *IEEE Symposium on Security and Privacy*, pages 2043–2059, 2022. 1, 2, 3, 6
- [20] Simonyan Karen and Zisserman Andrew. Very deep convolutional networks for large-scale image recognition. In *International Conference on Learning Representations*, 2015. 1, 6, 11
- [21] Alex Krizhevsky, Geoffrey Hinton, et al. Learning multiple layers of features from tiny images. Technical report, Citeseer, 2009. 6, 11
- [22] Keita Kurita, Paul Michel, and Graham Neubig. Weight poisoning attacks on pre-trained models. *arXiv preprint arXiv:2004.06660*, 2020. 1, 2
- [23] Linyang Li, Demin Song, Xiaonan Li, Jiehang Zeng, Ruotian Ma, and Xipeng Qiu. Backdoor attacks on pre-trained models by layerwise weight poisoning. In *Conference on Empirical Methods in Natural Language Processing*, pages 3023–3032, 2021. 1, 2
- [24] Kang Liu, Brendan Dolan-Gavitt, and Siddharth Garg. Fine-pruning: Defending against backdooring attacks on deep neural networks. In *Research in Attacks, Intrusions, and Defenses*, pages 273–294, 2018. 8
- [25] Yuntao Liu, Yang Xie, and Ankur Srivastava. Neural trojans. In *IEEE International Conference on Computer Design*, pages 45–48, 2017. 1
- [26] Yingqi Liu, Shiqing Ma, Yousra Aafer, Wen-Chuan Lee, Juan Zhai, Weihang Wang, and Xiangyu Zhang. Trojaning attack on neural networks. In *Network and Distributed System Security Symposium*, 2018. 1
- [27] Michael McCloskey and Neal J Cohen. Catastrophic interference in connectionist networks: The sequential learning problem. In *Psychology of Learning and Motivation*, pages 109–165. Academic Press, 1989. 2, 3
- [28] Leland McInnes, John Healy, and James Melville. Umap: Uniform manifold approximation and projection for dimension reduction. *arXiv preprint arXiv:1802.03426*, 2018. 3

- [29] Omkar M. Parkhi, Andrea Vedaldi, Andrew Zisserman, and C. V. Jawahar. Cats and dogs. In *IEEE Conference on Computer Vision and Pattern Recognition*, pages 3498–3505, 2012. 6, 11
- [30] Alec Radford, Jong Wook Kim, Chris Hallacy, Aditya Ramesh, Gabriel Goh, Sandhini Agarwal, Girish Sastry, Amanda Askell, Pamela Mishkin, Jack Clark, Gretchen Krueger, and Ilya Sutskever. Learning transferable visual models from natural language supervision. In *International Conference on Machine Learning*, pages 8748–8763, 2021. 1, 6, 11
- [31] Aniruddha Saha, Akshayvarun Subramanya, and Hamed Pirsiavash. Hidden trigger backdoor attacks. In *AAAI Conference on Artificial Intelligence*, pages 11957–11965, 2020. 1, 2
- [32] Aniruddha Saha, Akshayvarun Subramanya, and Hamed Pirsiavash. Hidden trigger backdoor attacks. In *AAAI Conference on Artificial Intelligence*, pages 11957–11965, 2020. 12
- [33] Ramprasaath R Selvaraju, Michael Cogswell, Abhishek Das, Ramakrishna Vedantam, Devi Parikh, and Dhruv Batra. Grad-CAM: Visual explanations from deep networks via gradient-based localization. In *IEEE International Conference on Computer Vision*, pages 618–626, 2017. 8
- [34] Lujia Shen, Shouling Ji, Xuhong Zhang, Jinfeng Li, Jing Chen, Jie Shi, Chengfang Fang, Jianwei Yin, and Ting Wang. Backdoor pre-trained models can transfer to all. In *ACM SIGSAC Conference on Computer and Communications Security*, pages 3141–3158, 2021. 1, 4
- [35] Xinyue Shen, Xinlei He, Zheng Li, Yun Shen, Michael Backes, and Yang Zhang. Backdoor attacks in the supply chain of masked image modeling. *arXiv preprint arXiv:2210.01632*, 2022. 1, 2
- [36] Johannes Stalldkamp, Marc Schlipf, Jan Salmen, and Christian Igel. Man vs. computer: Benchmarking machine learning algorithms for traffic sign recognition. *Neural Networks*, 32: 323–332, 2012. 6, 11
- [37] Guanhong Tao, Zhenting Wang, Shiwei Feng, Guangyu Shen, Shiqing Ma, and Xiangyu Zhang. Distribution preserving backdoor attack in self-supervised learning. In *IEEE Symposium on Security and Privacy*, 2024. 1, 2, 3
- [38] Ashish Vaswani, Noam Shazeer, Niki Parmar, Jakob Uszkoreit, Llion Jones, Aidan N. Gomez, Lukasz Kaiser, and Illia Polosukhin. Attention is all you need. In *Advances in Neural Information Processing Systems*, pages 5998–6008, 2017. 6
- [39] Zhenting Wang, Juan Zhai, and Shiqing Ma. BppAttack: Stealthy and efficient trojan attacks against deep neural networks via image quantization and contrastive adversarial learning. In *IEEE/CVF Conference on Computer Vision and Pattern Recognition*, pages 15054–15063, 2022. 1
- [40] Emily Wenger, Josephine Passananti, Arjun Nitin Bhagoji, Yuanshun Yao, Haitao Zheng, and Ben Y. Zhao. Backdoor attacks against deep learning systems in the physical world. In *IEEE Conference on Computer Vision and Pattern Recognition*, pages 6206–6215, 2021. 1
- [41] Yuanshun Yao, Huiying Li, Haitao Zheng, and Ben Y. Zhao. Latent backdoor attacks on deep neural networks. In *ACM SIGSAC Conference on Computer and Communications Security*, page 2041–2055, 2019. 1, 2
- [42] Jinghui Zhang, Hongbin Liu, Jinyuan Jia, and Neil Zhenqiang Gong. CorruptEncoder: Data poisoning based backdoor attacks to contrastive learning. *arXiv preprint arXiv:2211.08229*, 2022. 1, 2
- [43] Xinyang Zhang, Zheng Zhang, Shouling Ji, and Ting Wang. Trojaning language models for fun and profit. In *IEEE European Symposium on Security and Privacy*, pages 179–197, 2021. 1, 2
- [44] Zhengyan Zhang, Guangxuan Xiao, Yongwei Li, Tian Lv, Fanchao Qi, Zhiyuan Liu, Yasheng Wang, Xin Jiang, and Maosong Sun. Red alarm for pre-trained models: Universal vulnerability to neuron-level backdoor attacks. *Machine Intelligence Research*, 20(2):180–193, 2023. 1, 2, 3, 4, 6



Figure 10. Visualization of reference iamges. We download 10 reference images for each target category from the Internet.

A. Details of Downstream Tasks

We use six different downstream datasets in our experiments. In this section, we introduce the details of the used datasets. **CIFAR-10** [21]. This dataset is built for recognizing common objects and contains 50,000 training samples and 10,000 for testing samples in 10 classes.

CIFAR-100 [21]. This dataset is built for recognizing common objects and contains 50,000 training samples and 10,000 for testing samples in 100 classes.

GTSRB [36]. This dataset is built for recognizing traffic signs and contains 39,200 training samples and 12,600 testing samples in 43 classes.

Caltech 101 [12]. This dataset is built for recognizing common objects and contains 8,677 samples in 101 classes. We randomly select 80% of the samples as the training samples.

Caltech 256 [14]. This dataset is built for recognizing common objects and contains 29,780 samples in 256 classes. We randomly select 80% of the samples as the training samples.

Oxford-IIIT Pet [29]. This dataset is built for recognizing pets and contains 3,680 training samples and 3,669 testing samples in 37 classes.

B. Implementation Details

The attack chain involves three stages: pre-training, backdoor injection, and fine-tuning. The following provides implementation details for each stage.




Figure 11. Visualization of optimized triggers. Different PTMs and target classes lead to different triggers.

Pre-training. In our experiments, we use four different PTMs (*i.e.* ResNet [17], VGG [20], ViT [10], and CLIP [30]). ResNet, VGG, and ViT are pre-trained on the ImageNet1K dataset using supervised learning methods. To reduce pre-training costs, we download the pre-trained weights from PyTorch¹. CLIP is pre-trained on a variety of (*image*, *text*) pairs using self-supervised learning technique. We download

¹<https://pytorch.org/vision/stable/models.html>

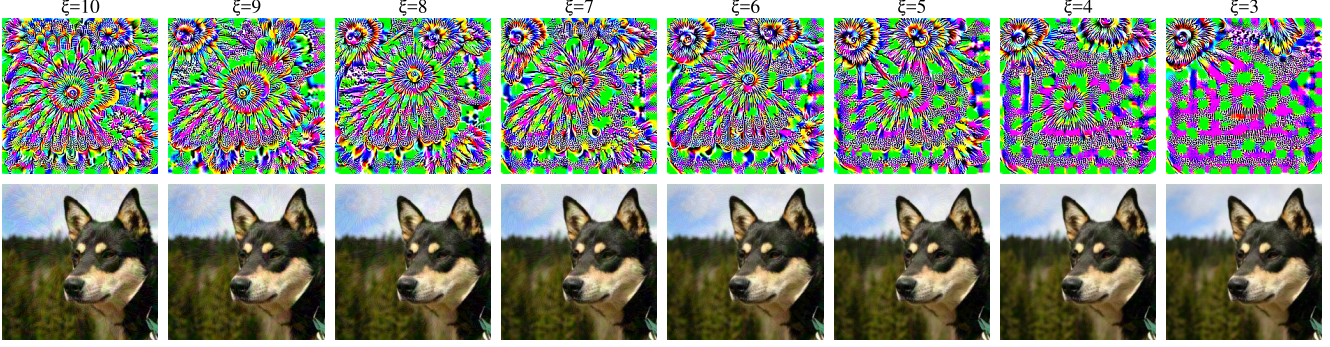


Figure 12. Visual effects of optimized triggers under different infinite norm constraints. Note that we scale the optimized triggers to $[0, 255]$ using min-max normalization for visualization. Row 1: optimized triggers. Row 2: poisoned samples.

it from Hugging Face².

Backdoor injection. The backdoor is injected into a PTM. The dataset used during backdoor injection is called Shadow Dataset. By default, the shadow dataset contains 50,000 images randomly sampled from the ImageNet1K training dataset. To obtain reference embeddings, we download 10 reference images for each target class from the Internet, as shown in Fig. 10. Note that different PTMs and target classes result in different optimized triggers, as shown in Fig. 11. The infinity norm constraint on the trigger affects the stealthiness of the optimized trigger. When the infinity norm is small, the optimized trigger is imperceptible, as shown in Fig. 12. Unless stated otherwise, we set the infinity norm constraint of the trigger to 10. All our experiments are conducted on a server equipped with eight NVIDIA RTX 3090 GPU and 3.5GHz Intel CPUs.

Fine-tuning. The dataset used in fine-tuning the downstream model is referred as the downstream dataset. In our experiments, different datasets (*i.e.*, CIFAR-10, CIFAR-100, GT-SRB, Caltech 101, Caltech 256, and Oxford-IIIT Pet) are used as downstream datasets. The training of the downstream model uses the cross-entropy loss function and Adam optimizer. When the PTM is ResNet-18 or VGG11, the learning rate is set to $1e-4$. When the PTM is ViT-B/16 or CLIP, the learning rate is set to $1e-5$. Note that all downstream tasks are fine-tuned for 20 epochs.

C. Ablation Study

We study the effect of loss terms, trigger pattern and reference images. For all experiments here, the PTM is ResNet.

Loss terms. Our TransTroj incorporates three loss terms, *i.e.* \mathcal{L}_{pre} , \mathcal{L}_{post} and \mathcal{L}_{func} . We also include a hyperparameter λ to balance \mathcal{L}_{post} and \mathcal{L}_{func} . Therefore, it is important to examine the impact of λ on our method. The results of this examination are displayed in Fig. 13. We observe that both an exceedingly large or small λ prevents TransTroj

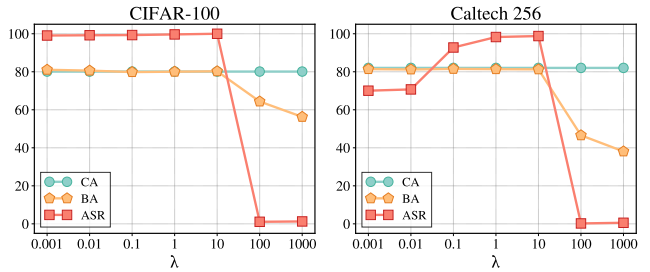


Figure 13. The impact of the λ .




Figure 14. Comparison of different trigger patterns. The patch trigger is generated according to [32] and has a size of 50×50 . The SIG trigger is generated by the horizontal sinusoidal function defined in [2] with $\Delta = 10$ and $f = 32$. The random trigger is sampled from a uniform distribution between $[-5, 5]$. The optimized trigger is produced by our trigger optimization method, with the target class “Samoyed” and $\xi = 5$.

from achieving a high attack success rate while preserving accuracy. In particular, the model accuracy starts to decrease when λ exceeds approximately 10. Therefore, both \mathcal{L}_{post} and \mathcal{L}_{func} are important for effective backdoor training.

Trigger pattern. To demonstrate the necessity of the trigger optimization, we replaced our optimized triggers with different trigger patterns while keeping all other settings unchanged. Fig. 14 displays the various trigger patterns. The experimental results indicate that neither patch-like triggers nor pervasive triggers achieve high attack success rates. This

²<https://huggingface.co/openai/clip-vit-base-patch32>

Trigger pattern	Downstream dataset	CA	BA	ASR
Patch	CIFAR-100	80.11	79.85 \downarrow 0.26	68.84
	Caltech 101	96.14	95.74 \downarrow 0.40	10.94
	Caltech 256	82.03	81.34 \downarrow 0.69	6.29
SIG	CIFAR-100	80.11	79.52 \downarrow 0.59	1.43
	Caltech 101	96.14	95.74 \downarrow 0.40	90.61
	Caltech 256	82.03	81.79 \downarrow 0.24	74.69
Random	CIFAR-100	80.11	79.44 \downarrow 0.67	1.54
	Caltech 101	96.14	95.51 \downarrow 0.37	19.64
	Caltech 256	82.03	81.36 \downarrow 0.67	0.84
Optimized	CIFAR-100	80.11	80.25 \uparrow 0.14	100.0
	Caltech 101	96.14	95.79 \downarrow 0.35	98.68
	Caltech 256	82.03	81.27 \downarrow 0.76	98.79

Table 4. Results of attacking “Sunflower” using various trigger patterns. Fig. 14 displays these four types of trigger patterns.

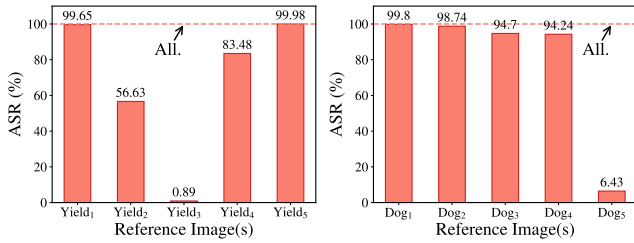


Figure 15. Results of attacking “Yield” (left) and “Dog” (right) using a single reference image. “All” refers to the attack success rate when using the average embedding of 10 reference images.

is because these triggers do not make the poisoned embeddings similar to the clean embeddings of the target class.

Single reference image. In the aforementioned experiments, we use the average embedding of 10 reference images as the reference embedding. Here, we study whether the reference embedding could be a single image embedding. We utilize the embeddings from a single “Yield sign” image and a single “Dog” image to attack GTSRB and CIFAR-10, respectively. As shown in Fig. 15, we find that some reference images can cause the backdoor attack to fail. For instance, using the embedding of “Dog₅” as the reference embedding only achieved 6.43% attack success rate. This is because the downstream model is unable to correctly classify “Dog₅”. According to Fig. 3b, not all reference images can be correctly classified by the downstream model. Hence, employing multiple reference images is an effective strategy to avoid such risk.

D. Other Transfer Methods

In addition to fine-tuning, PTMs have more application scenarios, such as linear probing and zero-shot classification. Linear probing utilizes the PTM to project inputs to an embedding space, and then trains a linear classifier to map embeddings to downstream classification labels. Zero-shot classification trains an image encoder and a text encoder that

Transfer	Downstream Dataset	CA	BA	ASR
Zero-shot	CIFAR-100	61.87	59.96	100.0
	Caltech 101	84.04	83.99	100.0
	Caltech 256	85.32	83.52	100.0
Linear probing	CIFAR-100	78.48	78.30	100.0
	Caltech 101	94.76	95.12	100.0
	Caltech 256	90.19	89.74	100.0
Fine-tuning	CIFAR-100	83.88	82.52	100.0
	Caltech 101	95.97	95.45	98.85
	Caltech 256	88.54	86.84	99.11

Table 5. Comparison of three different transfer scenarios. TransTroj achieves high attack success rates and maintains the accuracy of the downstream tasks when attacking CLIP.

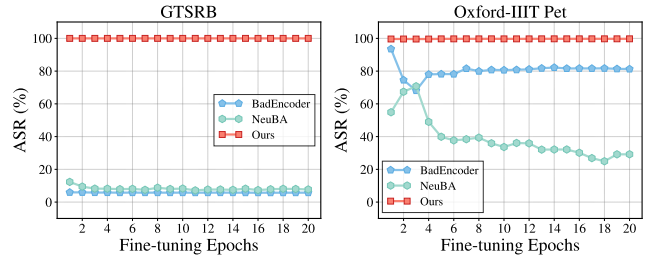


Figure 16. Attack success rates when fine-tuning the backdoored PTM on different downstream tasks. Our TransTroj still maintains high attack success rates after fine-tuning 20 epochs.

map images and texts to the same embedding space. The similarity of the two embeddings from an image and a piece of text is used for prediction.

To verify the effectiveness of TransTroj in other application scenarios, we use CLIP as the victim model. CLIP consists of both an image encoder and a text encoder. We apply TransTroj to inject a backdoor to the image encoder. In the zero-shot classification scenario, we adopt sentence “A photo of a class name” as the context sentence. In the linear probing scenario, we use a fully connected neural network with two hidden layers as the downstream classifier. The training of the downstream classifier uses the cross-entropy loss function and Adam optimizer. It takes 500 epochs with an initial learning rate of 0.0001.

Tab. 5 shows the experimental results. We find that our TransTroj achieves high attack success rates and maintains the accuracy of the downstream tasks in all three transfer scenarios. Our experimental results indicate that our TransTroj is effective when applied to an image encoder pre-trained on a large amount of (*image*, *text*) pairs. Note that zero-shot classification and linear probing can only achieve suboptimal performance on some downstream tasks. This further demonstrates the necessity of fine-tuning.