

# LLsM: Generative Linguistic Steganography with Large Language Model

Yihao Wang<sup>†\*</sup>, Ruiqi Song<sup>†\*</sup>, Ru Zhang<sup>†✉</sup>, Jianyi Liu<sup>†</sup>, Lingxiao Li<sup>†\*</sup>

<sup>†</sup> School of Cyberspace Security, Beijing University of Posts and Telecommunications, China.

\* These authors are co-first authors.

✉ Corresponding author: zhangru@bupt.edu.cn.

{yh-wang, songrq123, liujy, Lingxiao-Li} @bupt.edu.cn

## Abstract

Linguistic Steganography (LS) tasks aim to generate steganographic text (stego) based on secret information. Only authorized recipients can perceive the existence of the stegos and extract secrets, thereby preserving privacy. However, existing LS methods do not consider the controllable generation of stegos containing specific discourses such as style, genre, and theme. And they are difficult to simulate high-quality natural texts. As a result, the stegos are easily perceived and detectable, compromising covert communication. This paper proposes the **LLsM**, the first LS work with the Large Language Model (LLM). Regarding open-source LLMs, we reconstruct the token generator of LLM to the “stego generator” so that it can control the generation of stego based on the secret. In this “stego generator”, the candidate pool is encoded by range coding, and the adjustment factor for the interval length is also given. The secret determines the interval, thereby determining the next token. This better simulates the distribution of natural texts and controls the adjustment of the embedding rate. In addition, we preliminarily built an **LLsM-c** architecture for closed-source LLMs. It encodes discourse to obtain high-quality prompts containing discourse based on secrets, and generates pure natural texts containing discourse. Experiments show that LLsM performs superior to prevalent LS and related-task baselines regarding various kinds of concealment and anti-steganalysis. LLsM’s MAUVE surpasses baselines by 60%-80% and anti-steganalysis exceeds baselines by 20%-30%. Notably, LLsM can also generate longer stegos with high quality, showing its advantages in understanding and coherence.

## 1 Introduction

Steganography, a technology for concealing information (Shannon, 1949), embeds secrets within digital media such as texts (Yang et al., 2023, 2021) and images (Luo et al., 2023; Peng et al., 2023), obtaining steganographic media that is sensory indis-

tinguishable from normal media. Steganographic media is transmitted over public channels, and only authorized recipients can perceive whether the media is steganographic and accurately extracts the secret. Benefiting from the ability of text to be transmitted losslessly over public channels, research on Linguistic Steganography (LS) has explosive growth in recent years (Fang et al., 2017; Lu et al., 2023; Wang et al., 2023b; Yang et al., 2023). According to the focuses and embedding ways, LS can be divided into “modified” (Huo and Xiao, 2016; Kim et al., 2010) and “generative” (Li et al., 2021; Yang et al., 2019a, 2021). The focus of the former is to design specific strategies such as synonym replacement (Huo and Xiao, 2016) and syntactic changes (Kim et al., 2010), aiming to embed secret by modifying the normal carrier (cover). However, the steganographic text (stego) modified by these methods has poor concealment and is easy to detect by steganalysis (Wang et al., 2023a,d; Yang et al., 2022, 2019b). In contrast, the latter first trains a language model to generate high-quality texts. During text generation, a specific encoding way is used to alter token selection according to the secret, thereby generating stegos (Zhang et al., 2021). These methods can generate highly concealed stegos.

The concealment of stego determines the success of covert communication to a great extent. Depending on the constraints, the concealment is primarily manifested in three aspects: perceptual, statistical, and semantic. “Perceptual concealment” focuses on ensuring that the method generates stego with complete and natural. In pursuit of this objective, Fang et al. (Fang et al., 2017) and Yang et al. (Yang et al., 2019a) train various language models for generating stegos. The stegos have excellent performance regarding completeness and naturalness. “Statistical concealment” requires the stegos’ distribution to be closely the covers’. To achieve this goal, Yang et al. (Yang et al., 2021)

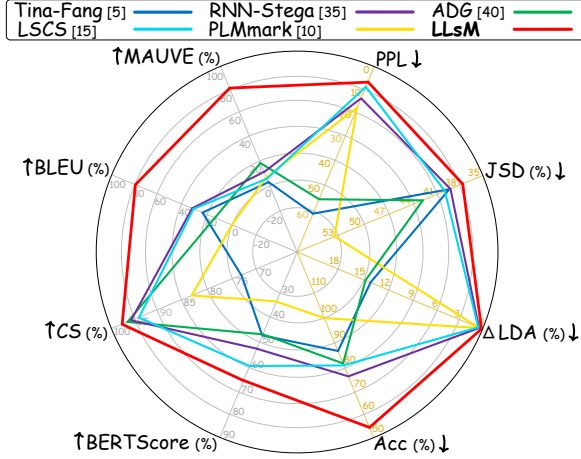


Figure 1: The performance of LS baselines, related-task (watermark) baseline (Li et al., 2023b), and LLsM. Here we select eight metrics from different aspects in Section 3.1. “↑” and “↓” represent the higher / lower the value, the better the performance. Please see “3.1 Settings” for their detailed description.

designed a VAE-based method. The stegos have robust statistical concealment. Zhang et al. (Zhang et al., 2021) used adaptive dynamic grouping to recursively embed secret, mathematically proving its robust statistical concealment. Zhou et al. (Zhou et al., 2021) and Lu et al. (Lu et al., 2023) proposed a method with generative adversarial networks and a method that minimizes perceptual statistical combination distortion. They ensure perceptual and statistical concealment. “Semantic concealment” aims at generating stego with coherent and specific semantic expressions. To this end, Wang et al. (Wang et al., 2023b) improved stego semantic relevance by the context. Lu et al. (Lu et al., 2023) used context guidance to generate stegos, and this method can generate semantically coherent stegos.

However, existing LS methods still face two primary challenges. These methods do not consider discourse such as human writing styles, text genres, and text themes. Such stegos lack discourse matching, and regulators may perceive them even without analysis. This increases the risk of steganalysis. On the other hand, the stegos generated by the existing LS make it difficult to simulate high-quality covers. With the enhancement of steganalysis, these stegos are easier to detect. The results of some baselines are given in Figure 1. High-quality LS that is difficult to perceive and steganalyze needs to be proposed. This paper proposes the **LLsM**, i.e. Large language model-based Linguistic steganography Method. LLsM leverages range coding to encode

the candidate pool. Then, it determines the interval based on the secret and obtains the same prefix at the beginning and end of the interval. This prefix is the currently embedded secret. And the adjustment factor is given to control the embedding rate. Regarding the closed-source LLMs, we initially built the LLsM-c. It encodes discourse and uses secrets to control prompt generation. This architecture generates pure covers, which can be guaranteed to remain undetected.

The main contributions are summarized as follows.

- To use LLMs for steganography, we proposed two solutions. Regarding open-source LLMs, we proposed LLsM. LLsM reconstructed the LLM generator to the stego generator so that it can control the stego generation based on secret. Regarding closed-source LLMs, we initially built LLsM-c. LLsM-c steganographically encodes the discourse in Prompt.
- To enhance semantic concealment, LLsM analyzes the discourse and builds the dataset to fine-tune LLM. It improves the discourse controllability of the stego generation. To augment the perceptual and statistical concealment, LLsM uses range coding to encode the candidate pool, and the interval is selected by the secret. The adjustment factor for the interval length is also given. These can simulate the cover distribution and adjust the embedding rate.
- To make the quality of the stegos higher and evaluate the methods’ results more accurately, the high-quality covers consistent with human expressions are constructed. The language models of all methods are trained using these covers.
- Experiments show that the LLsM has superior performance regarding stego quality, statistical analysis, discourse matching, and anti-steganalysis. This indicates that LLsM has strong perceptual, statistical, and semantic concealment.

## 2 Methodology

### 2.1 Modeling

In the “Prisoner Model”, Alice and Bob should enhance the stego’s covertness. It can be expressed as:

$$d(P_C, P_S) \leq \varepsilon, \quad (1)$$

where,  $P_C$  and  $P_S$  are the distribution of cover and stego,  $d(\cdot)$  is the difference,  $\varepsilon$  is a small value greater than 0. However, if it ignores human writing style and the text theme matches the requirement, the risk of detection will be increased, as shown in Figure 2.

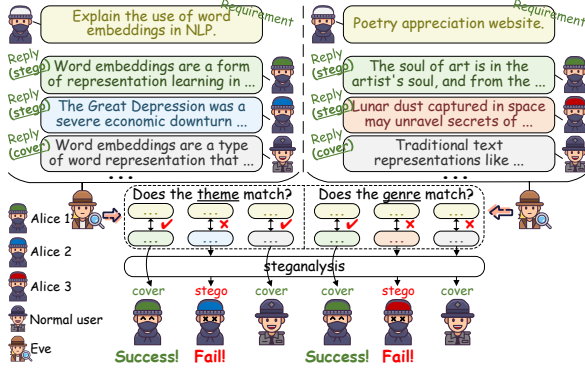


Figure 2: Example of texts being transmitted and detected. Responses that do not conform to the discourse will increase the risk of being steganalyzed, such as Alice 2 and Alice 3.

For more covert communications, Alice needs to ensure that the text discourse (style of human, genre of text, and theme of text) difference between each stego and the requirement is small enough. The covert communication hopes to avoid Eve’s suspicion at the discourse level and needs to satisfy:

$$\begin{cases} d(P_C, P_S) \leq \varepsilon \\ f_1 : C \rightarrow \mathcal{C}_{style} \sim P_{C1}, S_k \rightarrow \mathcal{S}_{style} \sim P_{S1} \\ f_2 : C \rightarrow \mathcal{C}_{genre} \sim P_{C2}, S_k \rightarrow \mathcal{S}_{genre} \sim P_{S2} \\ f_3 : C \rightarrow \mathcal{C}_{theme} \sim P_{C3}, S_k \rightarrow \mathcal{S}_{theme} \sim P_{S3} \\ (d(P_{C1}, P_{S1}) \leq \varepsilon_1) \wedge (d(P_{C2}, P_{S2}) \leq \varepsilon_2) \wedge (d(P_{C3}, P_{S3}) \leq \varepsilon_3) \end{cases}, \quad (2)$$

where,  $f_1$ ,  $f_2$ , and  $f_3$  are the mapping processes from text to the style space  $\mathcal{C}_{style}$ , genre space  $\mathcal{C}_{genre}$ , and theme space  $\mathcal{C}_{theme}$ .  $S_k$  is the generated stego.  $\sim$  is following a certain distribution. The above three assumptions cover most situations where the secret is transmitted over an open channel. Excellent communication needs to make the discourse distribution of stegos similar to that of covers. That is, the stego discourse needs to match with the cover’s. The corresponding experiments are shown in Section 3.2.3.

## 2.2 Overall

The proposed LLsM can generate stegos that are controlled discourse and highly concealable. It can satisfy the extension of covert communication, i.e. Formula 2.

Depending on whether the LLM is open source, we have designed different ways to perform steganography. Regarding the open-source large LLM (such as LLaMA2 (Touvron et al., 2023) and GLM (Zeng et al., 2023)), we used the constructed dataset to fine-tune LLM and modified the generation process so that the secret information can control the text generation, namely LLsM. Regarding the closed-source LLM (such as GPT4 (OpenAI, 2023) and Gemini (et al., 2024)), we encode the text-mapped discourse, and generate text containing the corresponding discourse based on the secret information and the LLM, namely LLsM-c. This paper focuses on describing the generative LLsM’s framework and experiments. LLsM-c is only briefly explained as an idea.

LLsM focuses on reconstructing the token generator in open-source LLM. This method uses the constructed dataset to fine-tune LLM, and then changes the conditions for generating subsequent tokens. Compared with the generation algorithm of the “Original LLM generator” to obtain the next token, the “Stego generator” proposed in the LLsM encodes the candidate pool. It uses the bitstream corresponding to the secret to control the next token generation, embedding the secret. Figure 3 shows the LLsM framework.

LLsM-c is to perform “hidden encoding for discourse” in closed-source LLM. This method encodes the text discourses. The original LLM generator is also used to generate natural text. The potential discourse of text represents part of the secret.

## 2.3 LLsM details

**LLM fine-tuning.** Open-source LLM as the language model. The fine-tuning dataset (“Prompt, Response”) with certain discourse and Low-Rank Adaptation (LoRA) (Hu et al., 2021) are used for fine-tuning LLM. Finally, the fine-tuned model is obtained to provide a basis for generating text with certain discourses.

**Stego generator.** Stego generator is composed of the “Probability Generation” ( $PG$ ) and “Embedding” ( $Em$ ) modules. The process formulas are as follows:

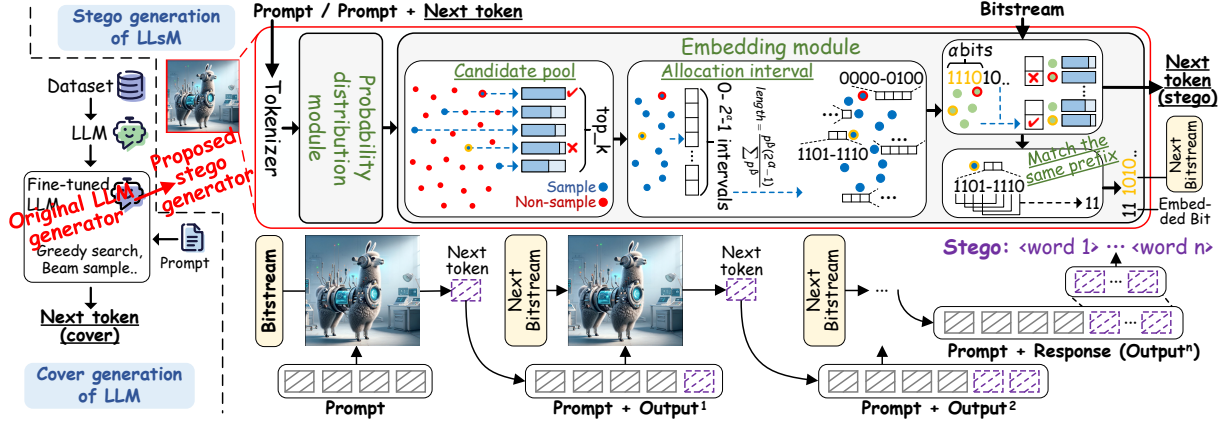


Figure 3: The LLMsM framework. The proposed stego generator consists of two parts: the “Probability generation module” and the “Embedding module”. The input of this generator is the Bitstream and Prompt with the discourse wish to generate. The beginning of the “Next Bitstream” is the next bit of the current “Embedded Bit”. Repeatedly, the response is to generate the stego containing the secret information. Bitstream is the binary corresponding to secret.

$$\begin{cases} PG : Ge(LM(I)) \rightarrow P \\ Em : match\ m_t\ in\ \{Rc(Trun(P))\} \end{cases}, \quad (3)$$

$$i = Em(PG(I)), \quad (4)$$

where,  $I$  and  $P$  represent the index sequence of a given text and the probability distribution of the next token,  $P = [p^1, p^2, \dots, p^v]$ ,  $p^v$  represents the probability of the  $v$ -th token in the vocabulary, and  $|v|$  is the number of tokens in the vocabulary.  $LM(\cdot)$  and  $Ge(\cdot)$  represent the process of generating vectors and obtaining probability distribution.  $Rc(\cdot)$  and  $Trun(\cdot)$  are the range coding and truncation process.  $match\ in\ \{\cdot\}$  represents the matching process of the same prefix between the  $\circ$  and  $\{\cdot\}$ , and  $i$  is the index of the next token.

**Probability generation module.** This module uses a fine-tuned LLM as an encoder for the autoregressive generation of text sequences. At the first moment, i.e.  $t = 1$ , the input is a given Prompt mapped to a dictionary index sequence  $I_1 = [i_1, i_2, \dots, i_n]$ , and then encoded into a vector representation  $E_1$ . At the second moment, i.e.  $t = 2$ , the index sequence  $I_2 = [i_1, i_2, \dots, i_n, i_{n+1}]$  is the index  $i_{n+1}$  corresponding to Prompt and the final selection  $p_{n+1}^i$  at the first moment. Repeat until the index sequence  $I_t = [i_1, i_2, \dots, i_n, i_{n+1}, i_{n+2}, \dots, i_{<EOS>}]$  at time  $t$  is obtained. At this moment,  $[i_{n+1}, i_{n+2}, \dots, i_{<EOS>}]$  in  $I_t$  is the index sequence corresponding to the stego  $S$ . This module

provides the  $Em$  module with the probability distribution of the token to be generated.

**Embedding module.** After receiving the probability distribution  $P$  of the next token, the embedding module first samples and arranges the  $top\_k$  tokens to build the Candidate Pool ( $CP$ ), and read  $\alpha$ -bit secret bitstream. Then, range coding is performed for each token on the interval length of 0 to  $2^\alpha - 1$  according to the token probability in  $CP$ . Range coding is an information encoding method commonly used for lossless compression of data. It can be easily adapted to different probability distributions, making it very effective in many types of data compression tasks. Since range coding is a lossless compression technology, the original data can be restored intact. We allocate different intervals according to the probability of the  $CP$  token. The relationship between the assigned interval length and the probability distribution  $P$  is as follows:

$$length = \frac{p^\beta}{\sum p^\beta} \cdot (2^\alpha - 1), \quad (5)$$

where,  $\beta$  is the adjustment factor to control the embedding rate. The smaller  $\beta$  is, the embedding rate tends to increase. This is because the smaller  $\beta$  is, the smoother the  $P$  becomes, which makes the secret more evenly distributed in the generated text, and each token is likely to carry information. In the “3 Experiments”, we will also follow this to show the performance under different embedding rates.

---

**Algorithm 1** Secret embedding of LLMs.

**Input:** Secret  $B = \{x, x, x, \dots, x\}, x \in \{0, 1\}$ ;  
Prompt.

**Output:** Stego  $S = [t_{n+1}, t_{n+2}, \dots, \langle \text{EOS} \rangle]$   
with secret.

- 1: Preparation for fine-tuning LLM;
  - 2: **while** Not the end of the secret bitstream **do**
  - 3:   Map typed Prompt to  $I_1 = [i_1, i_2, \dots, i_n]$ ;
  - 4:   **while** The generated token is not  $\langle \text{EOS} \rangle$  **do**
  - 5:     According to the probability generation module, encode  $I$  as  $E = [e_1, e_2, \dots, e_n]$ , and generate the probability distribution of the next token  $P$ ;
  - 6:     Sample all tokens and retain the  $top\_k$  tokens with higher probability, and constructing  $CP$ ;
  - 7:     Get the unread  $\alpha$ -bit secret information.
  - 8:     Range coding is performed for each token on the interval of 0 to  $2^\alpha - 1$  according to the probability in the  $CP$ ;
  - 9:     Determine the  $\beta$  and calculate the *length* by Formula 5;
  - 10:    The  $\alpha$ -bit secret bitstream is taken to determine an integer and the corresponding token of the matching intervals is obtained;
  - 11:    According to the obtained token, use the dictionary  $D$  inverse mapping to find the corresponding index  $i$ ;
  - 12:    Add the index  $i$  to the existing index sequence, for example  $I_1 \leftarrow I_2 = [i_1, i_2, \dots, i_n, i_{n+1}]$ , and input it into the fine-tuned LLM to generate subsequent tokens;
  - 13:    **end while**
  - 14:    Matches the beginning and the ending of this interval to get the same prefix;
  - 15:    Delete the same prefix in the secret, and embed it from the next bit of the same prefix in the secret at the next moment;
  - 16: **end while**
  - 17: Get the final index sequence  $I_t = [i_1, i_2, \dots, i_n, i_{n+1}, i_{n+2}, \dots, i_{\langle \text{EOS} \rangle}]$ ;
  - 18: Vocabulary  $I_{n+1}, I_{n+2}, \dots, I_{\langle \text{EOS} \rangle}$  inversely maps to obtain the stego  $S$  with secret.
- 

Then, we take the  $\alpha$ -bit secret bit to obtain the token corresponding to the matching interval. Then

the beginning and the ending of the interval are matched to obtain a common prefix, which is the bit embedded at this moment. Using reverse mapping to get the index  $i$  of the current token. Loop the above process, the stego will be obtained. Algorithm 1 illustrates the secret embedding of LLMs.

**Bitstream extraction.** Bitstream extraction and embedding are a pair of reciprocal operations. Alice and Bob need to use the same probability generation module, dictionary, and coding algorithm. The expression for the extraction process  $Ex$  is as follows:

$$\begin{cases} P = PG(I) \\ Ex : match i_{n+1} \text{ in } \{Rc(Trun(P))\} \end{cases} \quad (6)$$

When the corresponding interval is obtained using the stego's next token, the beginning and the ending of the range encoding will be matched, and the same prefix will be the current secret information. Algorithm 2 illustrates the secret bitstream extraction of LLMs.

## 2.4 LLM-c details

Inspired by cover-selective steganography, we propose the LLM-c method. In the closed-source LLM, this method performs steganographic coding on each discourse information, and then generates texts with different discourse information based on the secret. The characteristic of LLM-c is that it does not modify the "Original LLM generator", and generates completely normal text. Figure 4 shows the LLM-c framework.

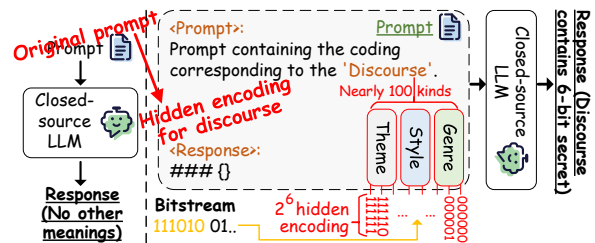


Figure 4: The LLM-c framework. The fine-tuning dataset we constructed in LLMs contains nearly 100 kinds of discourses, which can be encoded into 6 bits. Prompt generation is controlled by bitstream and sent to the closed-source LLM.

Since this method is only a preliminary architecture for steganography in closed-source LLM, the details of this method will not be elaborated too much. With the help of research on enhanced

---

**Algorithm 2** Secret extraction of LLMs.

---

**Input:** Stego  $S = [t_{n+1}, t_{n+2}, \dots, < \text{EOS} >]$  with secret.

**Output:** Secret  $B = \{x, x, x, \dots, x\}, x \in \{0, 1\}$ .

- 1: Prepare the probability generation module, dictionary  $D$ , and coding algorithm consistent with Algorithm 1;
  - 2: **while** Not the end of  $S$  **do**
  - 3:   Read the word  $t_{n+1}$  from  $S$  and map it to the index  $i_{n+1}$ ;
  - 4:   According to the probability generation module, input  $i_{n+1}$ , and generate the probability  $P$  of the next token;
  - 5:   According to  $P$ , sample all tokens and retain  $top\_k$  tokens, and construct the  $CP$ ;
  - 6:   Use  $2^\alpha$  intervals to encode each token in the  $CP$ ;
  - 7:   **if**  $t_{n+i} \in S$  in  $CP$  **then**
  - 8:     According to the actual token, determine a certain interval. The same prefix of the beginning and the ending of the range coding at this moment is the secret bit stream at the current moment, and is added to  $B$ ;
  - 9:   **end if**
  - 10: **end while**
  - 11: The bitstream  $B = \{x, x, x, \dots, x\}, x \in \{0, 1\}$  is extracted.
- 

prompts, knowledge graphs (Li et al., 2024) or Chain of thought (Wei et al., 2022) can be used to generate high-quality prompts containing specific discourse information. As long as the coding is not leaked, it can be guaranteed to remain undetected.

### 3 Experiments

Since LLM-c is only an architecture constructed in the closed-source LLMs and does not entirely belong to the paradigm of generative LS, this section only compares LLMs with existing baselines. To ensure fairness and reliability in comparisons between methods, each experiment was repeated 5 times for every dataset, and the results were averaged to provide the evaluation. All experiments are run on the NVIDIA GeForce RTX 4090 GPUs.

#### 3.1 Settings

**Dataset.** We obtained a large amount of data from Wikipedia<sup>1</sup>, Twitter<sup>2</sup>, and GPT4 (OpenAI, 2023), and preprocessed and filtered the data. We also used part of the publicly available data for training other LLM<sup>3</sup>. The final dataset contains 108,771 texts, 392,478 tokens, and nearly 100 different discourse characteristics for fine-tuning LLM and training the language models of the baselines. There were 41,869 stegos generated by LLMs that were used in the experiments.

**Model configuration.** Specifically, LLM adopted LLaMA2 7B (6.74 billion parameters) models (Touvron et al., 2023). During the fine-tuning process, the rank of LoRA is 8, the dropout is 0.05, the fine-tuned modules are  $Q$  and  $V$ , and the maximum sentence length is 512. The learning algorithm is AdamW (Loshchilov and Hutter, 2018), and the learning rate is initialized to 1e-5. The batch size is set to 16, and the epoch is set to 3.

**Baselines.** We selected the prevalent works in recent years that showed SOTA performance in different tasks as the baselines.

· Robust perceptual concealment baselines: **(1) Tina-Fang** (Fang et al., 2017). It produces significantly better performance than modified linguistic steganography methods. **(2) RNN-Stega** (Yang et al., 2019a). It has excellent generative performance in multiple datasets.

· Robust statistical concealment baseline: **(3) ADG** (Zhang et al., 2021). Its superiority has been showed both mathematically and experimentally.

· Robust semantic concealment baseline: **(4) LSCS** (Lu et al., 2023). It uses contextual learning and GPT2 guidance to generate stegos. This method has excellent concealment and anti-steganalysis ability.

· Related-task baseline (Watermark): **(5) PLM-mark** (Li et al., 2023b). It uses pre-trained language models to provide the first secure and robust black-box watermark, protecting PLM’s intellectual property.

These methods encompass the more comprehensive requirements of LS tasks and are conducive to comparing the generation effects of LLMs from different levels. The performance of these methods

<sup>1</sup><https://www.wikipedia.org/>

<sup>2</sup><https://twitter.com/>

<sup>3</sup><https://github.com/tloen/alpaca-lora/tree/main>

has been widely recognized, so they were selected as representatives of the baseline for experiments.

**Evaluation metrics.** We comprehensively evaluate the performance of the solution in terms of text quality, statistical analysis, discourse matching, and anti-steganalysis.

- In terms of text quality (perceptual concealment), we adopt **(1) PPL** (stego perplexity). PPL is often used to evaluate a language model’s ability to generate texts (Wu et al., 2023). A lower PPL means that the model has better capabilities for the distribution of this data (Ding et al., 2023). **(2)  $\Delta Pcs$**  (The difference between PPL of cover and stego (Yang et al., 2021)).

- In terms of statistical analysis (statistical concealment), we adopt **(3) CS**. CS is the cosine similarity between stego and cover (Zhou et al., 2023). **(4) JSD** (Jensen-Shannon divergence). JSD is a method for measuring the difference between two probability distributions (Li et al., 2023a), which averages the KL divergence. **(5) ED** (Euclidean distance). When the text is represented as a dense vector. **(6) MD** (Manhattan distance). **(7)  $\Delta DP$**  (Dot product difference (Cai et al., 2021)).

- In terms of discourse matching (Semantic concealment), we adopt **(8)  $\Delta LDA$**  (topic distribution difference (Bu et al., 2023)). **(9) MAUVE** (Pillutla et al., 2021). MAUVE is a metric for dialogue system evaluation that takes into account reply fluency, message consistency, and conversation quality. **(10) BLEU** (Bilingual evaluation understudy (Papineni et al., 2002)), which is a metric for machine translation that measures the similarity between the generated translation and the human reference translation. **(11) Rouge-L** (Lin, 2004). Rouge-L mainly evaluates the similarity between stego and cover by calculating the longest common subsequence. **(12) BERTScore** (Zhang et al., 2020). BERTScore considers the similarity between stego and cover at the word and segment level.

- In terms of anti-steganalysis, we use the high-performance deep-learning linguistic steganalysis methods **LS\_CNN** (Wen et al., 2019), **TS\_CSW** (Yang et al., 2020), **EILG** (Xu et al., 2023), and **UP4LS** (Wang et al., 2023c); **(13) Acc** (Accuracy). **(14) F1** (F1-score). The Acc and F1 formulas are shown in (Wang et al., 2023c).

### 3.2 Comparison with baselines

**Please note!** the some results of baselines in Table 1 to Table 1 may not be completely consistent with

the original references intuitively. Actually, this is because the language model trained in these references has the lower covers’ quality, thereby the generated stegos are difficult to distinguish from these covers. In this paper, the covers for training these models are generated by GPT4 and humans. It is difficult for the baselines’ language model to simulate these high-quality covers. As a result, the some baselines’ performance may not be as good as that in the original references.

Faced with the need to generate texts with multiple discourse characteristics, the language model of the baselines has two training methods: One is to train the whole dataset (3.1 Dataset) with multiple discourse characteristics to obtain a model that contains multiple discourses (“**Whole**”). The other is to train the individual dataset (3.1 Dataset) with specific discourse characteristics to obtain multiple models containing specific discourses (“**Indiv**”).

Table 1: Text quality comparison of stegos generated by LLMs and baselines. “ $\downarrow$ ” is that the lower the value, the better the performance. “**Red bold**” is the best result. The parameters “bin” and “bit” in (Fang et al., 2017) and (Yang et al., 2019a) are set to 1 and 3 for experiments. The meanings of  $\alpha$  and  $\beta$  are the same as Formula 5. “Whole” and “Indiv” represent as described in Section 3.2. “ $\times$ ” means does not exist. “Bpw” is the bits per word, i.e., the unit of embedding rate.

Ref.	Methods		PPL $\downarrow$	$\Delta Pcs$ $\downarrow$
	Train	Param / Bpw		
(Fang et al., 2017)	Whole	bin=1 / 1.00	235.2707	227.5782
		bin=3 / 3.00	269.3030	261.6106
	Indiv	bin=1 / 1.00	61.1301	53.4376
bin=3 / 3.00		62.4138	54.7213	
(Yang et al., 2019a)	Whole	bit=1 / 1.00	79.9866	72.2941
		bit=3 / 2.63	99.3020	91.6096
	Indiv	bit=1 / 1.00	14.2837	6.5912
		bit=3 / 2.63	59.6795	51.9870
(Zhang et al., 2021)	Whole	$\times$ / 4.38	197.4981	189.8056
	Indiv	$\times$ / 0.88	55.1914	47.4989
(Lu et al., 2023)	$\times$	$\times$ / 1.12	9.2483	1.5558
(Li et al., 2023b)	$\times$	$\times$ / $\times$	18.7482	11.0557
LLsM	$\alpha=8$	$\beta=1 / 1.10$	<b>7.6864</b>	<b>0.0061</b>
		$\beta=0.5 / 1.89$	13.7749	6.0824
	$\alpha=16$	$\beta=1 / 1.13$	8.2682	0.5757
		$\beta=0.5 / 2.44$	19.6999	12.0074
	$\alpha=32$	$\beta=1 / 1.11$	8.1843	0.4918
		$\beta=0.5 / 2.56$	20.8763	13.1838
	$\alpha=48$	$\beta=1 / 1.13$	8.2191	0.5267
		$\beta=0.5 / 2.58$	22.0692	14.3767

#### 3.2.1 Text quality

**Perceptual concealment.** Table 1 shows the comparison between LLMs and baselines regarding the stego quality (perceptual concealment).

According to the comparison results in Table 1, it can be found that text quality is as follows:

Table 2: Statistical analysis comparison of covers and stegos generated by LLMs and baselines. “↑” is that the higher the value, the better the result. “%” is the unit. “Red bold” is the best result. The meanings of “↓”, “Whole”, “Indiv”, “bin”, “bit”, “ $\alpha$ ”, “ $\beta$ ”, and “Bpw” are the same as those in Table 1.

Ref.	Methods		CS↑ (%)	JSD↓ (%)	ED↓	MD↓	$\Delta$ DP↓ (%)
	Train	Param / Bpw					
(Fang et al., 2017)	Whole	bin=1 / 1.00	9.31	63.43	1.3468	17.9111	90.69
		bin=3 / 3.00	9.30	63.34	1.3468	17.8763	90.70
	Indiv	bin=1 / 1.00	73.16	39.64	0.7327	12.5390	26.84
		bin=3 / 3.00	62.97	39.53	0.8606	11.3149	37.03
(Yang et al., 2019a)	Whole	bit=1 / 1.00	95.97	41.51	0.2839	7.5304	4.03
		bit=3 / 2.63	96.32	39.38	0.2713	7.3714	3.68
	Indiv	bit=1 / 1.00	86.58	54.84	0.5180	11.1034	13.42
		bit=3 / 2.63	94.19	41.50	0.3408	7.8919	5.81
(Zhang et al., 2021)	Whole	$\times$ / 4.38	96.82	43.02	0.2523	8.2321	3.18
	Indiv	$\times$ / 0.88	85.32	52.75	0.5419	11.3048	14.68
(Lu et al., 2023)	$\times$	$\times$ / 1.12	94.20	40.28	0.3404	7.1823	5.80
(Li et al., 2023b)	$\times$	$\times$ / $\times$	83.32	53.76	0.5776	9.9661	16.68
LLsM	$\alpha=8$	$\beta=1$ / 1.10	97.20	38.86	0.2367	6.4575	2.80
		$\beta=0.5$ / 1.89	97.39	<b>37.80</b>	0.2285	7.2041	2.61
	$\alpha=16$	$\beta=1$ / 1.13	97.42	38.49	0.2273	6.3386	2.58
		$\beta=0.5$ / 2.44	93.25	40.08	0.3675	9.1309	6.75
	$\alpha=32$	$\beta=1$ / 1.11	<b>97.65</b>	38.48	<b>0.2168</b>	6.2929	<b>2.35</b>
		$\beta=0.5$ / 2.56	92.43	39.69	0.3891	8.9762	7.57
	$\alpha=48$	$\beta=1$ / 1.13	97.45	38.46	0.2260	<b>6.2725</b>	2.55
		$\beta=0.5$ / 2.58	92.44	38.31	0.3889	8.5922	7.56

- The quality of the stegos generated by LLMs markedly surpasses that of the baselines. Particularly, when  $\alpha=8$ , the  $\Delta$ Pcs value is minimal. This shows that the stegos generated by LLMs can be more consistent with the linguistic characteristics of the training model, enhancing the perceptual concealment of the stegos.
- In the training way of the language model in the baselines, the PPL of the stegos generated by the “Whole” training is significantly higher than that of “Indiv” training. While “Indiv” training achieves lower PPL, it comes at the cost of requiring a multitude of models. Each model is limited to generating stegos with specific discourse.

### 3.2.2 Statistical analysis

**Statistical concealment.** Table 2 shows the comparison between LLMs and baselines regarding the statistical analysis between cover and stego (statistical concealment).

According to the comparison results in Table 2, it can be found that in terms of statistical analysis:

- The stegos generated by LLMs can better simulate the statistical distribution of cover. Especially when  $\alpha=32/48$ , the statistical difference between cover and stego is the smallest, which

shows that the stegos generated at this time best simulate the distribution of the cover, enhancing the statistical concealment of stegos.

- In the training way of the language model in the baselines, the metrics JSD, ED, MD, and  $\Delta$ DP of the stegos generated by the “Whole” training are markedly higher than those of “Indiv” training. This indicates that “Whole” training of the language model makes it difficult to learn the overall distribution of different texts, thereby the “Whole” training of the baselines is less controllable.

### 3.2.3 Discourse matching

**Semantic concealment.** Table 3 shows the comparison between LLMs and baselines regarding semantic concealment (discourse matching).

According to the comparison results in Table 3, the stegos generated by LLMs have better discourse matching with covers. When  $\alpha=32$ , the BLEU of LLMs exceeds 40%-70% of the baselines’. Results show that LLMs enhances the semantic concealment.

In addition, the “Std”s of LLMs’s MAUVE and BLEU values are bigger. This is not due to the instability of 5-time runs, but is obtained from the effect on dozens of different discourse datasets, and represents the general performance on different discourse datasets.





Table 5: Examples of long stegos generated by LLMs. Bitstream is the binary corresponding to secret.

Secret & Bitstream	Prompt	Stegos	PPL↓	$\Delta$ LDA
<b>Secret:</b> <u>Multimedia</u>  <b>Bitstream:</b> 010011010111010101 101100011101000110 100101101101011001 010110010001101001 01100001 (80bit)	Introduction to Shakespeare's writing style.	Shakespeare's writing style is unique and unmatched by any other writer in history. His plays are notable for their richness and variety, their use of vivid imagery and metaphor, their powerful characters and their insight into the human condition. Shakespeare's use of iambic pentameter, for example, adds to the rhythm and beauty of his verse, while his use of puns and wordplay adds to the humor and wit of his plays. His characters are complex and multifaceted, and his use of language to explore their emotions and motivations is unparalleled. Shakespeare's writing style is also notable for its use of language to explore themes of love, loss, betrayal, and redemption. His plays are filled with powerful imagery and metaphors that help to bring these themes to life. Shakespeare's writing style is also notable for its use of language to explore the human condition. His characters are complex and multifaceted, and his use of language to explore their emotions and motivations is unparalleled.	2.3081	0.003
<b>Secret:</b> <u>Love and peace</u>  <b>Bitstream:</b> 010011000110111101 110110011001010010 000001100'00101101 110011001000010000 00111000001100101' 011000010110001101 100101 (114bit)	Discuss the causes of the Great Depression.	The Great Depression was a severe economic downturn that lasted from 1929 to 1939. It was the worst economic depression in the history of the United States and it affected many countries around the world. The causes of the Great Depression are numerous and complex, but some of the main factors include overproduction, the bursting of the stock market bubble, banking failures, and government policies. One of the primary causes of the Great Depression was overproduction. The United States economy was booming in the 1920s, and many businesses and industries expanded their production to meet the growing demand. However, this resulted in an oversupply of goods and services, which led to a decrease in prices and a decrease in demand. This decrease in demand caused a drop in profits, which led to businesses cutting back on production and laying off workers.	2.1451	0.004
	Explain the use of word embeddings in Natural Language Processing.	Word embeddings are a form of representation learning in natural language processing (NLP). Word embeddings are vectors of real numbers that represent the meaning of words. These vectors are learned from large amounts of text data and can be used to model the relationship between words and their contexts. Word embeddings can be used in various NLP tasks such as sentiment analysis, machine translation, and text classification.	3.3995	0.006
	Give some strategies for getting over a fear of public speaking.	Public speaking is a common fear for many people, and it can be difficult to overcome. Here are some strategies that can help: 1. Practice: The more you practice public speaking, the more comfortable you will become. Start by practicing in front of a small group of friends or family members, and gradually work your way up to larger audiences. 2. Visualize: Before giving a speech, visualize yourself giving a successful presentation. Imagine yourself confidently delivering your speech, and see yourself receiving positive feedback from the audience. 3. Breathe: Take deep, slow breaths before giving a speech.	2.0459	0.007

study, we do not go into details here.

## 4 Related Work

The construction of language models and their encoding ways are pivotal in determining the concealment and quality of stegos. Focusing on these two key aspects, researchers have developed various steganography methods (Ding et al., 2023; Wang et al., 2023b; Xiang et al., 2023; Yang et al., 2023, 2021).

Fang et al. (Fang et al., 2017) proposed an LSTM-based LS method. This method segments the vocabulary into several sets based on bit blocks. It then selects tokens with the highest probability that corresponds to the secret information from the candidate pool, thereby enhancing the embedding capacity and ensuring perceptual concealment. Ding et al. (Ding et al., 2023) combined the conditional generation strategy with the replacement technique, using text sequences as auxiliary data in the stego generation process to enhance the embedding capabilities. Yang et al. (Yang et al., 2019a) and (Yang et al., 2021) designed RNN-Stega and VAE-Stega LS methods. These methods respectively use extensive cover to train their language models, and then encode each word based

on the conditional probability distribution, employing fixed-length and variable-length encoding in RNN-Stega, and Huffman and arithmetic coding in VAE-Stega. Experimental results show that both methods achieve excellent performance in terms of perceptual concealment and statistical concealment. To further reduce the distribution difference between cover and stego, Zhang et al. (Zhang et al., 2021) constructed a provably secure ADG (adaptive dynamic grouping) method. It recursively embeds information via dynamic grouping. This method's robust statistical concealment has been verified theoretically and experimentally. Zhou et al. (Zhou et al., 2021) used a GAN (Generative Adversarial Network) to design an adaptive probability distribution steganography.

To improve semantic concealment, Li et al. (Li et al., 2021) put forward a LS method based on the knowledge graph. This method encodes entities and relationships, and the multiple sentences generated show overall coherence and relevance while ensuring quality. Yang et al. (Yang et al., 2023) utilized semantic information encoding to embed secret information, realizing the effect of maintaining semantics and increasing the embedding capacity during the translation process. Wang

et al. (Wang et al., 2023b) leveraged the relevance of social network context to enhance contextual semantic relevance while maintaining embedding rates. Lu et al. (Lu et al., 2023) used contextual learning and GPT2 guidance to generate stegos. This method has excellent concealment and anti-steganalysis ability. Xiang et al. (Xiang et al., 2023) generated semantically consistent stegos by constructing a grammar-controlled paraphrase generation model and a grammar bin encoding strategy. This scheme maintained a high level of semantic coherence.

## 5 Conclusion

To improve the controllability of stego and improve their concealment, this paper proposes the generative LS based on open-source LLM, namely LLMs. This method reconstructs the “next token generator” so that it can generate corresponding stegos based on the secret bitstream. LLMs supports the controllable generation of stegos with the specific discourse. On this basis, we initially proposed a steganography architecture for closed-source LLMs, namely LLM-c. This architecture generates high-quality prompts containing specific discourse, steganographically encodes the discourse, and uses the close-source LLMs to control the generation of texts.

Experiments demonstrate that the LLMs has achieved excellent performance in terms of text quality, statistical analysis, discourse matching, and anti-steganalysis. This shows that the steganographic text generated by LLMs has excellent performance in perceptual, statistical, and semantic concealment. In addition, LLMs can generate longer stegos with high quality and discourse-matched.

Notably, since the focus of this paper is to improve the controllability and concealment of LLMs, there is not much elaboration and optimization regarding the fine-tuned dataset. In addition, LLM-c is only a preliminary design architecture based on LLMs and closed-source LLMs. Its internal details are not the focus of this paper, so we will not go into details here.

## Acknowledgements

This research was funded by the National Natural Science Foundation of China under Grant U21B2020 and in part by BUPT Excellent Ph.D. Students Foundation under Grant CX2023120.

## References

- Yuyan Bu, Qiang Sheng, Juan Cao, Peng Qi, Danding Wang, and Jintao Li. 2023. Combating online misinformation videos: Characterization, detection, and future directions. In *Proceedings of the 31st ACM International Conference on Multimedia (ACM MM)*, pages 8770–8780.
- Xingyu Cai, Jiayi Huang, Yuchen Bian, and Kenneth Church. 2021. Isotropy in the contextual embedding space: Clusters and manifolds. In *Proceedings of International Conference on Machine Learning (ICML)*.
- Changhao Ding, Zhangjie Fu, Qi Yu, Fan Wang, and Xianyi Chen. 2023. Joint linguistic steganography with bert masked language model and graph attention network. *IEEE Transactions on Cognitive and Developmental Systems*, page 1.
- Machel Reid et al. 2024. Gemini 1.5: Unlocking multimodal understanding across millions of tokens of context. *arXiv preprint*.
- Tina Fang, Martin Jaggi, and Katerina Argyraki. 2017. Generating steganographic text with lstms. In *Proceedings of the 55th Annual Meeting of the Association for Computational Linguistics (ACL)- Student Research Workshop*, pages 100–106.
- Edward J. Hu, Yelong Shen, Phillip Wallis, Zeyuan Allen-Zhu, Yuanzhi Li, Shean Wang, Lu Wang, and Weizhu Chen. 2021. Lora: Low-rank adaptation of large language models. In *arXiv preprint*.
- Lin Huo and Yuchuan Xiao. 2016. Synonym substitution-based steganographic algorithm with vector distance of two-gram dependency collocations. In *Proceeding of the IEEE International Conference on Computer and Communications*, pages 2776–2780.
- MiYoung Kim, Osmar Zaiane, and Randy Goebel. 2010. Natural language watermarking based on syntactic displacement and morphological division. In *Proceeding of the 34th Annual IEEE Computer Software and Applications Conference Workshops*, pages 164–169.
- Jingzhi Li, Fengling Li, Lei Zhu, Hui Cui, and Jingjing Li. 2023a. Prototype-guided knowledge transfer for federated unsupervised cross-modal hashing. In *Proceedings of the 31st ACM International Conference on Multimedia (ACM MM)*, pages 1013–1022.
- Peixuan Li, Pengzhou Cheng, Fangqi Li, Wei Du, Haodong Zhao, and Gongshen Liu. 2023b. Plmark: a secure and robust black-box watermarking framework for pre-trained language models. In *Proceedings of the Thirty-Seventh AAAI Conference on Artificial Intelligence*, pages 14991–14999.
- Yamin Li, Jun Zhang, Zhongliang Yang, and Ru Zhang. 2021. Topic-aware neural linguistic steganography based on knowledge graphs. *ACM/IMS Transactions on Data Science*, 2(2):1–13.

- Yihao Li, Ru Zhang, Jianyi Liu, and Gongshen Liu. 2024. [An enhanced prompt-based llm reasoning scheme via knowledge graph-integrated collaboration](#). *arXiv preprint*.
- Chin-Yew Lin. 2004. Rouge: A package for automatic evaluation of summaries. *Text summarization branches out*, pages 74–81.
- Ilya Loshchilov and Frank Hutter. 2018. Decoupled weight decay regularization. In *Proceeding of International Conference on Learning Representations (ICLR)*.
- Tianhe Lu, Gongshen Liu, Ru Zhang, and Tianjie Ju. 2023. Neural linguistic steganography with controllable security. In *Proceeding of 2023 International Joint Conference on Neural Networks (IJCNN)*, pages 1–8.
- Zicong Luo, Sheng Li, Guobiao Li, Zhenxing Qian, and Xinpeng Zhang. 2023. Securing fixed neural network steganography. In *Proceedings of the 31st ACM International Conference on Multimedia (ACM MM)*, pages 7943–7951.
- OpenAI. 2023. [Gpt-4 technical report](#). *arXiv preprint*.
- Kishore Papineni, Salim Roukos, Todd Ward, and Wei-Jing Zhu. 2002. Bleu: a method for automatic evaluation of machine translation. In *Proceedings of the 40th annual meeting of the Association for Computational Linguistics (ACL)*, pages 311–318.
- Yinyin Peng, Donghui Hu, Yaofei Wang, Kejiang Chen, Gang Pei, and Weiming Zhang. 2023. Stegaddpm: Generative image steganography based on denoising diffusion probabilistic model. In *Proceedings of the 31st ACM International Conference on Multimedia (ACM MM)*, pages 7143–7151.
- Krishna Pillutla, Swabha Swayamdipta, Rowan Zellers, John Thickstun, Sean Welleck, Yejin Choi, and Zaid Harchaoui. 2021. Mauve: Measuring the gap between neural text and human text using divergence frontiers. In *Proceedings of the 35th Conference on Neural Information Processing Systems (NeurIPS)*, volume 34, pages 4816–4828.
- C E. Shannon. 1949. Communication theory of secrecy systems. *The Bell system technical journal*, 28(4):656–715.
- Hugo Touvron, Louis Martin, Kevin Stone, Peter Albert, Amjad Almahairi, Yasmine Babaei, Nikolay Bashlykov, Soumya Batra, Prajwal Bhargava, Shrutu Bhosale, Dan Bikel, Lukas Blecher, Cristian Canton Ferrer, Moya Chen, Guillem Cucurull, David Esiobu, Jude Fernandes, Jeremy Fu, Wenyin Fu, Brian Fuller, Cynthia Gao, Vedanuj Goswami, Naman Goyal, Anthony Hartshorn, Saghar Hosseini, Rui Hou, Hakan Inan, Marcin Kardas, Viktor Kerkez, Madian Khabsa, Isabel Kloumann, Artem Korenev, Punit Singh Koura, Marie-Anne Lachaux, Thibaut Lavril, Jenya Lee, Diana Liskovich, Yinghai Lu, Yuning Mao, Xavier Martinet, Todor Mihaylov, Pushkar Mishra, Igor Molybog, Yixin Nie, Andrew Poulton, Jeremy Reizenstein, Rashi Rungta, Kalyan Saladi, Alan Schelten, Ruan Silva, Eric Michael Smith, Ranjan Subramanian, Xiaoqing Ellen Tan, Binh Tang, Ross Taylor, Adina Williams, and et al. 2023. [Llama 2: Open foundation and fine-tuned chat models](#). *arXiv preprint*.
- Huili Wang, Zhongliang Yang, Jinshuai Yang, Cheng Chen, and Yongfeng Huang. 2023a. Linguistic steganalysis in few-shot scenario. *IEEE Transactions on Information Forensics and Security*, 18:4870–4882.
- Huili Wang, Zhongliang Yang, Jinshuai Yang, Yue Gao, and Yongfeng Huang. 2023b. Hi-stega: A hierarchical linguistic steganography framework combining retrieval and generation. In *Proceeding of International Conference on Neural Information Processing (ICONIP)*, pages 41–54.
- Yihao Wang, Ruiqi Song, Ru Zhang, and Jianyi Liu. 2023c. [Up4ls: User profile constructed by multiple attributes for enhancing linguistic steganalysis](#). *arXiv preprint*.
- Yihao Wang, Ru Zhang, and Jianyi Liu. 2023d. Rlstdts: Reinforcement-learning linguistic steganalysis in distribution-transformed scenario. *IEEE Signal Processing Letters*, 30:1232–1236.
- Jason Wei, Xuezhi Wang, Dale Schuurmans, Maarten Bosma, Brian Ichter, Fei Xia, Ed Chi, Quoc Le, and Denny Zhou. 2022. Chain-of-thought prompting elicits reasoning in large language models. In *Proceedings of Neural Information Processing Systems (NeurIPS)*, pages 24824–24837.
- Juan Wen, Xuejing Zhou, Ping Zhong, and Yiming Xue. 2019. Convolutional neural network based text steganalysis. *IEEE Signal Processing Letters*, 26(3):460–464.
- Xiaoxia Wu, Cheng Li, Reza Yazdani Aminabadi, Zhewei Yao, and Yuxiong He. 2023. Understanding int4 quantization for language models: latency speedup, composability, and failure cases. In *Proceedings of International Conference on Machine Learning (ICML)*, pages 37524–37539.
- Lingyun Xiang, Chengfu Ou, and Daojian Zeng. 2023. Linguistic steganography: Hiding information in syntax space. *IEEE Signal Processing Letters*, 31:261–265.
- Qiong Xu, Ru Zhang, and Jianyi Liu. 2023. Linguistic steganalysis by enhancing and integrating local and global features. *IEEE Signal Processing Letters*, 30:16–20.
- Jinshuai Yang, Zhongliang Yang, Jiajun Zou, Haoqin Tu, and Yongfeng Huang. 2022. Linguistic steganalysis towards social network. *IEEE Transactions on Information Forensics and Security*, 18:859–871.
- Tianyu Yang, Hanzhou Wu, Biao Yi, Guorui Feng, and Xinpeng Zhang. 2023. Semantic-preserving linguistic steganography by pivot translation and semantic-aware bins coding. *IEEE Transactions on Dependable and Secure Computing*, 21(1):139–152.

- Zhongliang Yang, Xiaoqing Guo, Ziming Chen, Yongfeng Huang, and Yujin Zhang. 2019a. Rnn-stega: Linguistic steganography based on recurrent neural networks. *IEEE Transactions on Information Forensics and Security*, 14(5):1280–1295.
- Zhongliang Yang, Yongfeng Huang, and Yujin Zhang. 2020. Ts-csw: text steganalysis and hidden capacity estimation based on convolutional sliding windows. *Multimedia Tools and Applications*, 79:18293–18316.
- Zhongliang Yang, Ke Wang, Jian Li, Yongfeng Huang, and Yujin Zhang. 2019b. Ts-rnn: Text steganalysis based on recurrent neural networks. *IEEE Signal Processing Letters*, 26(12):1743–1747.
- Zhongliang Yang, Siyu Zhang, Yuting Hu, Zhiwen Hu, and Yongfeng Huang. 2021. Vae-stega: linguistic steganography based on variational auto-encoder. *IEEE Transactions on Information Forensics and Security*, 16:880–895.
- Aohan Zeng, Xiao Liu, Zhengxiao Du, Zihan Wang, Hanyu Lai, Ming Ding, Zhuoyi Yang, Yifan Xu, Wendi Zheng, Xiao Xia, Weng Lam Tam, Zixuan Ma, Yufei Xue, Jidong Zhai, Wenguang Chen, Peng Zhang, Yuxiao Dong, and Jie Tang. 2023. Glm-130b: An open bilingual pre-trained model. In *The Eleventh International Conference on Learning Representations (ICLR)*, page 1.
- Siyu Zhang, Zhongliang Yang, Jinshuai Yang, and Yongfeng Huang. 2021. Provably secure generative linguistic steganography. In *Proceeding of the International Joint Conference on Natural Language Processing (ACL-IJCNLP)*, pages 3046–3055.
- Tianyi Zhang, Varsha Kishore, Felix Wu, Kilian Q. Weinberger, and Yoav Artzi. 2020. Bertscore: Evaluating text generation with bert. In *Proceedings of the 35th Conference on Neural Information Processing Systems (NeurIPS)*.
- Xuejing Zhou, Wanli Peng, Boya Yang, Juan Wen, Yiming Xue, and Ping Zhong. 2021. Linguistic steganography based on adaptive probability distribution. *IEEE Transactions on Dependable and Secure Computing*, 19(5):2982–2997.
- Ziqi Zhou, Shengshan Hu, Minghui Li, Hangtao Zhang, Yechao Zhang, and Hai Jin. 2023. Advclip: Downstream-agnostic adversarial examples in multimodal contrastive learning. In *Proceedings of the 31st ACM International Conference on Multimedia (ACM MM)*, pages 6311–6320.