

Faster Fréchet Distance Approximation through Truncated Smoothing

Thijs van der Horst ✉

Department of Information and Computing Sciences, Utrecht University, the Netherlands
Department of Mathematics and Computer Science, TU Eindhoven, the Netherlands

Tim Ophelders ✉

Department of Information and Computing Sciences, Utrecht University, the Netherlands
Department of Mathematics and Computer Science, TU Eindhoven, the Netherlands

Abstract

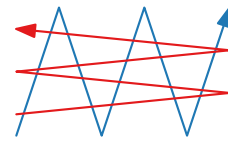
The Fréchet distance is a popular distance measure for curves. Computing the Fréchet distance between two polygonal curves of n vertices takes roughly quadratic time, and conditional lower bounds suggest that even approximating to within a factor 3 cannot be done in strongly-subquadratic time, even in one dimension. The current best approximation algorithms present trade-offs between approximation quality and running time. Recently, van der Horst *et al.* (SODA, 2023) presented an $O((n^2/\alpha)\log^3 n)$ time α -approximate algorithm for curves in arbitrary dimensions, for any $\alpha \in [1, n]$. Our main contribution is an approximation algorithm for curves in one dimension, with a significantly faster running time of $O(n\log^3 n + (n^2/\alpha^3)\log^2 n \log \log n)$. Additionally, we give an algorithm for curves in arbitrary dimensions that improves upon the state-of-the-art running time by a logarithmic factor, to $O((n^2/\alpha)\log^2 n)$. Both of our algorithms rely on a linear-time simplification procedure that in one dimension reduces the complexity of the reachable free space to $O(n^2/\alpha)$ without making sacrifices in the asymptotic approximation factor.

2012 ACM Subject Classification Theory of computation \rightarrow Computational Geometry

Keywords and phrases Fréchet distance, approximation algorithms, simplification

1 Introduction

Comparing curves is an important task in for example trajectory analysis [14], handwriting recognition [24] and matching time series in data bases [23]. To compare curves, one needs a suitable distance measure. The Hausdorff distance is a commonly used distance measure when comparing sets of points. However, although each curve corresponds to a set of points, a point set by itself does not capture the order in which points appear along the curve. This may lead to curves having low Hausdorff distance, even when they are clearly very different. See for example the curves on the right. The Fréchet distance is a distance measure that does take the ordering of points along the curves into account, and hence compares curves more accurately.



The first algorithm for computing the Fréchet distance between polygonal curves was given by Godau [21], who presented an $O(n^3 \log n)$ time algorithm for two curves with n vertices in total. Alt and Godau [2] later improved the result to an $O(n^2 \log n)$ time algorithm. The discrete version of the problem was first studied by Eiter and Mannila [19], who gave an $O(n^2)$ time algorithm.

These results have since been improved in the word RAM model of computation. For example, Agarwal *et al.* [1] gave an $O(n^2 \log \log n / \log n)$ time algorithm for the discrete problem, and Buchin *et al.* [9] later improved the complexity bound for the continuous problem to $O(n^2 (\log \log n)^2)$. Unfortunately there is strong evidence that these results cannot be improved significantly, since Bringmann [5] showed that a *strongly-subquadratic* (i.e., $n^{2-\Omega(1)}$) time algorithm would refute the *Strong Exponential Time Hypothesis* (SETH).

Due to the conditional lower bound, we will focus on efficient *approximation algorithms*. When the curves are from certain families of “realistic” curves, strongly-subquadratic time $(1 + \varepsilon)$ -approximation algorithms are known to exist. For example, if the curves are either κ -bounded or *backbone* curves, the algorithm by Aronov *et al.* [3] gives a $(1 + \varepsilon)$ -approximation to the discrete Fréchet distance in $O(n^{4/3} \log n / \varepsilon^2)$ time. Later on, Driemel *et al.* [17] presented $(1 + \varepsilon)$ -approximate algorithms for the continuous Fréchet distance that take near-linear time, given that the curves are from one of four realistic curve classes. These four classes includes κ -bounded curves, but also *c-packed*, φ -low density and κ -straight curves. Their result on *c-packed* curves was improved by Bringmann and Künnemann [7], whose algorithm matches conditional lower bounds.

When approximating the Fréchet distance between arbitrary curves, SETH again gives conditional lower bounds. The lower bound by Bringmann [5] holds not only for exact algorithms, but for 1.001-approximate algorithms as well. This lower bound was later improved by Buchin *et al.* [10], who showed that under SETH, no strongly-subquadratic $(3 - \varepsilon)$ -approximation algorithm exists, even for curves in one dimension. For the current strongly-subquadratic algorithms, the best known approximation factor is polynomial (n^ε) for both the discrete and the continuous Fréchet distance. Whether a strongly-subquadratic constant factor approximation algorithm exists remains open.

For the discrete Fréchet distance, Bringmann and Mulzer [8] gave a linear time greedy algorithm with an approximation factor of $2^{\Theta(n)}$. They also presented the first strongly-subquadratic time algorithm with polynomial approximation factor. For any $\alpha \in [1, n / \log n]$, their algorithm gives an α -approximation in $O(n^2 / \alpha)$ time. This result was later improved by Chan and Rahmati [13], who gave an $O(n^2 / \alpha^2)$ time algorithm, for any $\alpha \in [1, \sqrt{n / \log n}]$.

For continuous Fréchet distance, the first polynomial approximation algorithm running in strongly-subquadratic time is due to Colombe and Fox [15]. They gave an α -approximate algorithm running in $O(n \log n + (n^3 / \alpha^2) \log n)$ time. Recently, van der Horst *et al.* [25] presented the first algorithm that supports arbitrarily small polynomial approximation factors in strongly-subquadratic time $O(n \log^3 n + (n^2 / \alpha) \log^3 n)$.

Results. The basis of our results is a curve simplification algorithm. We use the resulting simplified versions of two curves to efficiently approximate the Fréchet distance between the input curves. Doing so, we improve the running time of the algorithm by van der Horst *et al.* [25] significantly for curves in one dimension, and by a logarithmic factor in higher dimensions. Our running time in one dimension is $O(n \log^3 n + (n^2 / \alpha^3) \log^2 n \log \log n)$, in contrast to our $O(n \log n + (n^2 / \alpha) \log^2 n)$ time algorithm for higher dimensions. We summarize our algorithms in Section 2, but first we define the Fréchet distance and some useful notation.

Preliminaries

A d -dimensional (polygonal) *curve* is a piecewise-linear function $P: [0, 1] \rightarrow \mathbb{R}^d$, connecting a sequence p_1, \dots, p_n of d -dimensional points, which we refer to as *vertices*. The linear interpolation between p_i and p_{i+1} , whose image is equal to the directed line segment $\overline{p_i p_{i+1}}$, is called an *edge*. We denote by $P[x_1, x_2]$ the subcurve of P over the domain $[x_1, x_2]$. We write $|P|$ to denote the number of vertices of P .

Fréchet distance. A *reparameterization* of $[0, 1]$ is a non-decreasing, continuous surjection $f: [0, 1] \rightarrow [0, 1]$. Two reparameterizations f, g describe a *matching* (f, g) between two curves P and Q , where any point $P(f(t))$ is matched to $Q(g(t))$. A matching (f, g) between P and

Q is said to have *cost*

$$\max_t \|P(f(t)) - Q(g(t))\|.$$

It is common to use the Euclidean norm $\|P(f(t)) - Q(g(t))\|_2$ to measure the cost of a matching. For our purposes however, it is more convenient to use the L_∞ norm $\|P(f(t)) - Q(g(t))\|_\infty$. Since we aim for at least polynomial approximation factors, and the norms differ by at most a factor \sqrt{d} , approximations using the L_∞ norm implies the same asymptotic approximation factor for the Euclidean norm, as long as d is constant. A matching with cost at most δ is called a δ -*matching*. The (continuous) *Fréchet distance* $d_F(P, Q)$ between P and Q is the minimum cost over all matchings.

Free space diagram and matchings. The *free space diagram* of P and Q is the parameter space $[0, 1]^2$ of $P \times Q$, denoted $\mathcal{D}(P, Q)$. Any point $(x, y) \in \mathcal{D}(P, Q)$ corresponds to the pair of points $P(x)$ and $Q(y)$ on the two curves. Any pair of edges $(P[x_1, x_2], Q[y_1, y_2])$ corresponds to a *cell* $[x_1, x_2] \times [y_1, y_2]$ of $\mathcal{D}(P, Q)$.

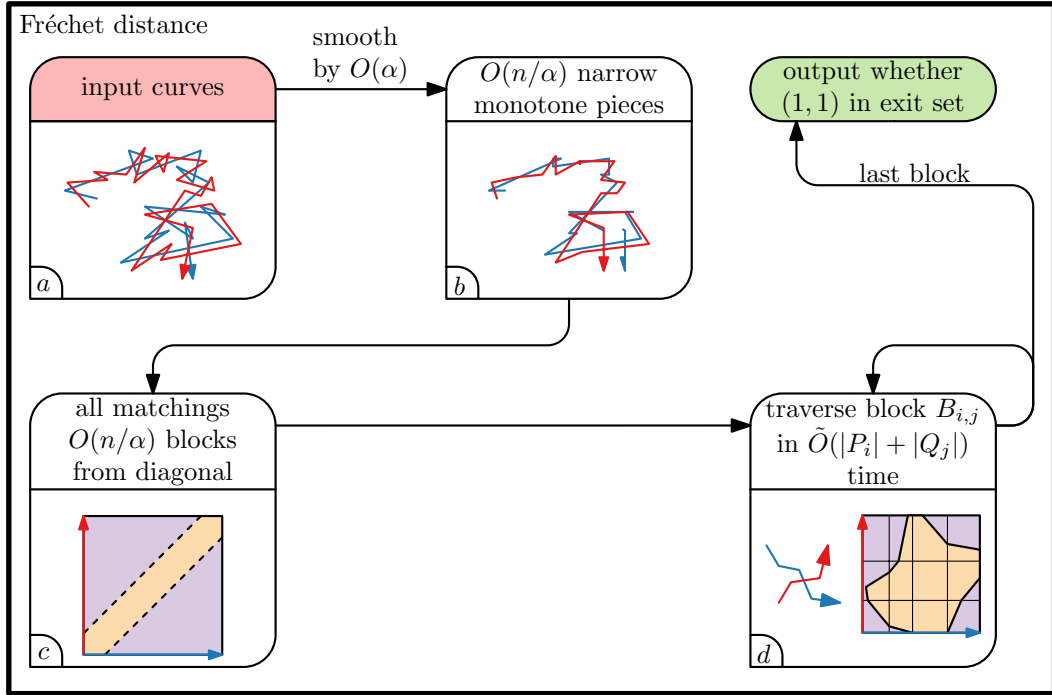
For $\delta \geq 0$, a point $(x, y) \in \mathcal{D}(P, Q)$ is δ -*close* if $\|P(x) - Q(y)\|_\infty \leq \delta$. The δ -*free space* $\mathcal{F}_{\leq \delta}(P, Q)$ of P and Q is the subset of $\mathcal{D}(P, Q)$ containing all δ -close points. A point $z_2 = (x_2, y_2) \in \mathcal{F}_{\leq \delta}(P, Q)$ is δ -*reachable* from a point $z_1 = (x_1, y_1)$ if there exists a bimonotone path in $\mathcal{F}_{\leq \delta}(P, Q)$ from z_1 to z_2 . Points that are δ -reachable from $(0, 0)$ are simply called δ -reachable points. Alt and Godau [2] observe that the Fréchet distance between $P[x_1, x_2]$ and $Q[y_1, y_2]$ is at most δ if and only if there is a bimonotone path in $\mathcal{F}_{\leq \delta}(P, Q)$ from z_1 to z_2 . We therefore abuse terminology slightly and refer to a bimonotone path from z_1 to z_2 as a δ -*matching* between $P[x_1, x_2]$ and $Q[y_1, y_2]$.

2 Algorithmic outline

Let P and Q be our two d -dimensional input curves with a total of n vertices. Given a parameter $\alpha \geq 1$, we describe an α -*approximate decision algorithm* for the continuous Fréchet distance. Such an algorithm takes as input an additional parameter $\delta \geq 0$, and must correctly report that $d_F(P, Q) \leq \alpha\delta$ or that $d_F(P, Q) > \delta$. If $d_F(P, Q) \in (\delta, \alpha\delta]$, the algorithm may report either. We thus either confirm that an $\alpha\delta$ -matching exists, or assert that no δ -matching exists. Refer to Figure 1 for a diagram illustrating our algorithm. We turn our decision algorithms into approximation algorithms for the Fréchet distance with the procedure of Colombe and Fox [15] (with logarithmic overhead in the running time and arbitrarily small increase in approximation ratio).

Recall that a δ -matching between P and Q represents a bimonotone path from $(0, 0)$ to $(1, 1)$ in the δ -free space $\mathcal{F}_{\leq \delta}(P, Q)$. Our algorithms search for such a path. However, exploring all of the free space, which may have $\Theta(n^2)$ complexity, does not result in a subquadratic time algorithm. Still, the worst-case complexity of the *reachable* free space, the part of free space containing all δ -reachable points, is smaller for certain types of curves. We explore this in Section 3, where we investigate the relation between the complexity of the reachable free space and the number of *narrow pieces* on the curves. If the number of such pieces is k , then the reachable free space complexity is only $O(kn)$ *blocks*. Here, a block is a generalization of cells, that instead of edges considers monotone pieces. Specifically, a block is the rectangular region of the free space diagram corresponding to two monotone pieces, one of P and one of Q .

Given that a sublinear number of narrow pieces implies a subquadratic complexity of the reachable free space, we present a simplification procedure in Section 4 that reduces the total



■ **Figure 1** An illustration of the approximate decision algorithm.

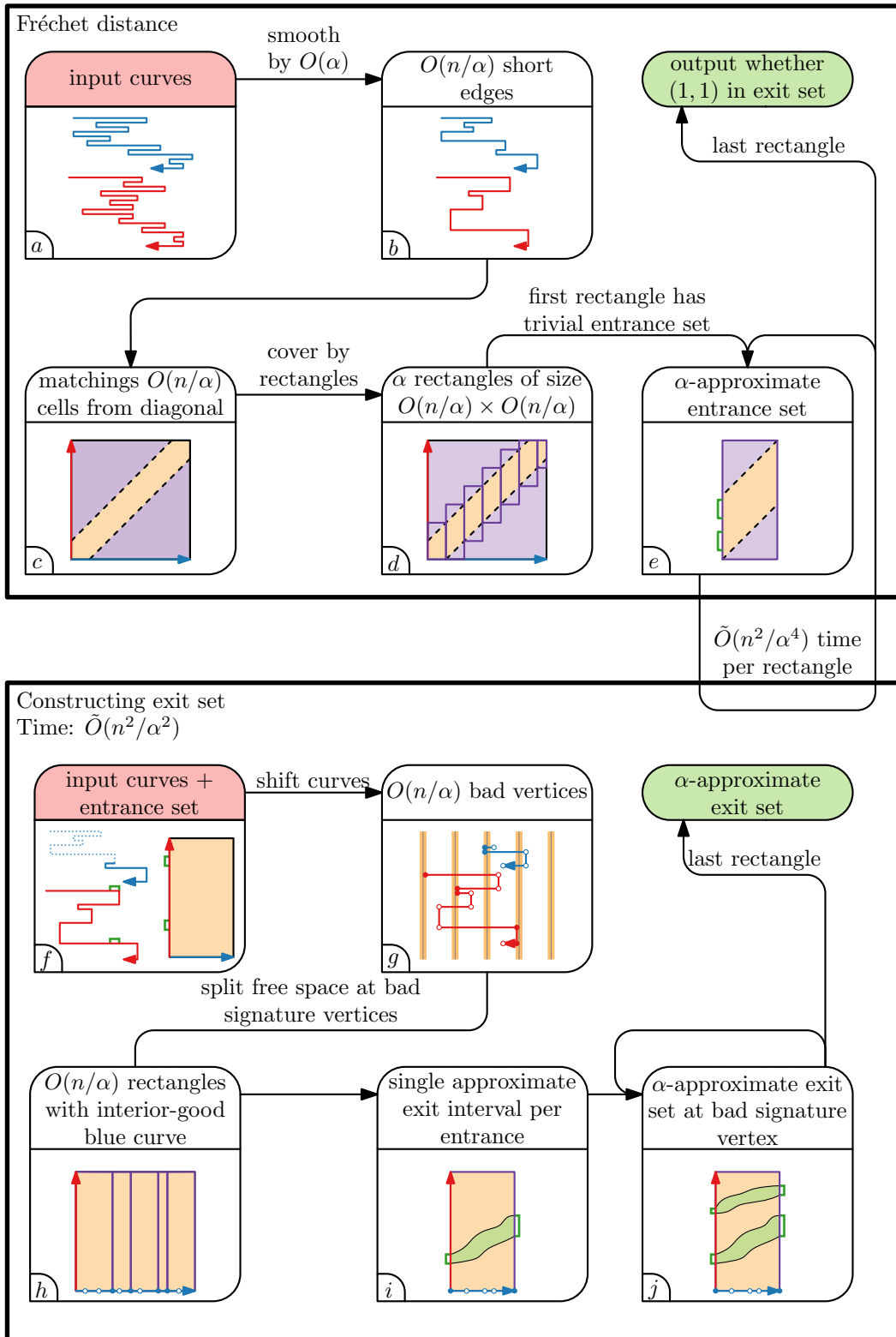
number of narrow pieces to at most dn/α , at an additive factor of 2α to the approximation ratio, see Figure 1 (a–b). The simplification takes linear time, and results in a reachable free space complexity of only $O(n^2/\alpha)$ blocks, see Figure 1 (c). Intuitively, the proportion of the free space diagram that we need to explore is inversely proportional to the approximation factor.

The complexity of the free space inside a block $B_{i,j}$ corresponding to monotone pieces P_i, Q_j is $O(|P_i| \cdot |Q_j|)$. This is too large even when considering only the $O(n^2/\alpha)$ blocks containing the reachable free space, as these blocks may still have a combined complexity of $\Theta(n^2)$. However, the free space inside a block is ortho-convex, see Figure 1 (d). We use this fact in Section 7 to construct a data structure on P and Q for traversing $B_{i,j}$ in just $O((|P_i| + |Q_j|) \log n)$ time, after $O(n)$ time preprocessing. This gives an $O(n + (n^2/\alpha) \log n)$ time algorithm for traversing all $O(n^2/\alpha)$ blocks, and hence gives an $O(n + (n^2/\alpha) \log n)$ time $(2\alpha + 1)$ -approximate decision algorithm.

The technique by Colombe and Fox [15] can be applied to turn the decision algorithm into an α -approximation algorithm for the Fréchet distance, with a running time of $O(n \log n + (n^2/\alpha) \log^2 n)$.

In Sections 5 and 6 we give a faster algorithm for when P and Q are one-dimensional curves. Figure 2 illustrates this algorithm. The core of the algorithm is a subroutine for constructing *approximate exit sets* (see the bottom diagram of Figure 2). Given a set of points $S \subseteq \{0\} \times [0, 1]$ on the left side of the free space diagram, an (α, δ) -exit set for S is a set of points $E_\alpha(S) \subseteq \{1\} \times [0, 1]$ on the right side of the diagram that contains all points that are δ -reachable from S , and only points that are $\alpha\delta$ -reachable from S . If $(1, 1) \in E_\alpha(\{(0, 0)\})$, then $d_F(P, Q) \leq \alpha\delta$, and otherwise $d_F(P, Q) > \delta$. Computing such exit sets thus generalizes the approximate decision problem.

We construct approximate exit sets in Section 6. For this we use the ideas of Chan and



■ **Figure 2** An illustration of the approximate decision algorithm for one-dimensional curves.

Rahmati [13] for the current state-of-the-art discrete approximate decision algorithm. They construct a graph approximately representing the free space, which can be used to construct approximate exit sets (in the discrete setting). These exit sets take only $O(n \log n + n^2/\alpha^2)$ time to construct.

To achieve a similar running time in the continuous setting, we first note that continuous matchings in one dimension are relatively discrete. In particular, *signature vertices*, special vertices introduced by Driemel *et al.* [18], must match in an almost discrete manner, matching to points close to vertices of the other curve. With this in mind, we apply the techniques of Chan and Rahmati [13] to the signature vertices of P .

We construct an infinite grid \mathbb{G} with few *bad* vertices of both P and Q . See Figure 2 (f–g). This grid has cellwidth $\alpha\delta$, and we classify a point as bad if it is within distance 7δ of the boundary of \mathbb{G} . Chan and Rahmati [13] show that by shifting P and Q , the number of bad vertices can be made as low as $O(n/\alpha)$. We say that a signature vertex of P is bad if it is within distance 6δ of the boundary of \mathbb{G} , rather than within distance 7δ . These vertices must match to points close to bad vertices of Q , and hence have essentially only $O(n/\alpha)$ possible ways to match to points.

Between two bad signature vertices of P , the signature vertices are all sufficiently far from the boundary of \mathbb{G} that we can represent them by the gridcells containing them, after which matchings become effectively diagonal. We can detect such matchings with the exact string matching data structure by Chan and Rahmati [13], and use an additional data structure to handle the matchings around bad signature vertices. For a single entrance, we can then efficiently compute an (α, δ) -exit sets for any subcurve between two subsequent bad signature vertices, see Figure 2 (h–i). The data structure constructs such a set in only $O(\log n \log \log n)$ time. Applied to all $O(n^2/\alpha^2)$ possible matchings with a bad signature vertex of P , we get an $O((n^2/\alpha^2) \log n \log \log n)$ time algorithm for constructing (α, δ) -exit sets of general sets of points, after $O(n \log^2 n)$ time preprocessing.

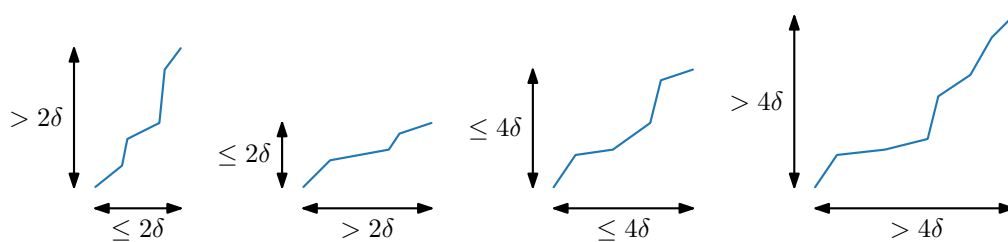
The above algorithm is already an improvement over the higher-dimensional case, but we can improve the algorithm by taking advantage of the lower-complexity reachable free space. Given that the reachable free space stays within $O(n/\alpha)$ cells of the diagonal, we cover this region by α rectangles of size $O(n/\alpha) \times O(n/\alpha)$ cells. See Figure 2 (c–d). In each rectangle we construct an (α, δ) -exit set for a given set of entrance points, which depend on the exit set of the rectangle to the left of the current one. These exit sets take only $O((n/\alpha) \log^2 n + (n^2/\alpha^4) \log n \log \log n)$ time to construct for a rectangle, totalling $O(n \log^2 n + (n^2/\alpha^3) \log n \log \log n)$ time. This is a factor α improvement, which we would expect given the lower complexity of the reachable free space.

The technique by Colombe and Fox [15] turns our algorithm for constructing a (α, δ) -exit set into an $O(n \log^3 n + (n^2/\alpha^3) \log^2 n \log \log n)$ time α -approximate algorithm for the Fréchet distance.

3 Bounding the reachable free space

The complexity of the δ -free space can be as high as $\Theta(n^2)$, meaning that explicitly traversing the free space does not give a strongly-subquadratic time algorithm. As an improvement, we aim to bound the complexity of the *reachable δ -free space*, the subset of δ -free space that is reachable by a bimonotone path from $(0, 0)$. This subset contains all bimonotone paths to $(1, 1)$, so it suffices to consider only this subset.

Like the complexity of free space, the complexity of the reachable free space can be quadratic. Still, there are special cases of curves for which we can check if the top-right



■ **Figure 3** From left to right: two 2δ -narrow curves, a short curve (which is 4δ -narrow) and a curve that is not 4δ -narrow (which is long).

point $(1, 1)$ is reachable in as little as linear time. One example is when the edges of one of the curves are *long*, meaning their lengths are all strictly greater than 4δ (see the work of Gudmundsson *et al.* [22]). Under the L_∞ norm, which is the chosen norm in this work, van der Horst *et al.* [25] generalize the result to the case where one curve is the concatenation of long *monotone* curves.

A curve is *monotone* if in every coordinate it is either non-increasing or non-decreasing. A curve P is the concatenation of maximal monotone pieces P_1, \dots, P_k . We call the curves P_1, \dots, P_k the *monotone decomposition* of P , and call the individual monotone curves P_i (*monotone*) *pieces* of P . A monotone curve is *long* if the L_∞ distance between its endpoints is strictly greater than 4δ , and is *short* otherwise. In the next section, we investigate a class of monotone curves that we call η -*narrow* curves. A monotone curve is η -narrow if its bounding box has at least one side of length at most η . As an example, short monotone curves are 4δ -narrow, although 4δ -narrow curves are not necessarily short. See Figure 3 for concrete examples. We show that there is a relation between the number of 2δ -narrow monotone pieces of P and Q and the complexity of the reachable free space.

Under the L_∞ norm, the monotone pieces of a curve behave much like line segments. Most importantly, any ball under the L_∞ norm intersects a piece in at most one connected component. For the free space, this implies that the subset of $\mathcal{D}(P, Q)$ that corresponds to a monotone piece of P and a monotone piece of Q has an ortho-convex¹ intersection with the δ -free space, for all $\delta \geq 0$. This somewhat generalizes the convexity of the free space within a cell (defined by two line segments) to unions of cells that together are defined by two monotone pieces.

We define a *block* $B_{i,j} := [x_i, x_{i+1}] \times [y_j, y_{j+1}] \subseteq \mathcal{D}(P, Q)$ to be the subset of $\mathcal{D}(P, Q)$ corresponding to a monotone piece $P_i = P[x_i, x_{i+1}]$ and a monotone piece $Q_j = Q[y_j, y_{j+1}]$. This block is the union of the cells defined by the edges of P_i and Q_j . We associate $\mathcal{D}(P, Q)$ with its partitioning into blocks. The *block diagonal* consists of the blocks $B_{i,i}$ and we say that block $B_{i,j}$ is $|i - j|$ blocks away from the (block) diagonal.

For our algorithm, we analyse the complexity of the reachable free space in terms of blocks, rather than cells. In particular, we bound the number of blocks that reachable points can be away from the diagonal in terms of the number of narrow pieces. In the following theorem we show that the number of blocks a reachable point can be away from the block diagonal depends linearly on the number of 2δ -narrow pieces of P and Q .

► **Theorem 1.** *Let P and Q be two d -dimensional curves, each with at most k monotone pieces that are 2δ -narrow. Then any δ -reachable point lies within $2k + 1$ blocks of the block*

¹ A region S is ortho-convex if every line parallel to a coordinate axis intersects S in at most one connected component.

diagonal.

Proof. Assume for ease of exposition that P and Q contain no degenerate vertices. Suppose for sake of contradiction that a δ -reachable point z lies more than $2k + 1$ blocks right of the diagonal. Let π be a bimonotone path to this point. Because z lies more than $2k + 1$ blocks right of the diagonal, there must be more than $2k$ pairs of blocks $B_{i,j}, B_{i+1,j}$ that π traverses from the left side of $B_{i,j}$ to the right side of $B_{i+1,j}$. We argue that the number of such pairs is at most $2k$, which gives a contradiction.

Consider a pair of blocks $B_{i,j}, B_{i+1,j}$ of blocks that π traverses from the bottom side of $B_{i,j}$ to the top side of $B_{i+1,j}$. We show that either P_i or P_{i+1} is 2δ -narrow. To this end, suppose that both P_i and P_{i+1} are not 2δ -narrow. Because π traverses $B_{i,j}$ from left to right, there is a subcurve $Q'_j = Q_j[y, y']$ of Q_j with $\|P_i(0) - Q'_j(0)\|_\infty \leq \delta$ and $\|P_i(1) - Q'_j(1)\|_\infty \leq \delta$. This means that Q'_j is more than a single point, and that it has the same direction with respect to the coordinate axes as P_i . However, P_{i+1} has the opposite direction with respect to at least one coordinate axis, and since it is not 2δ -narrow, its last endpoint $P_{i+1}(1)$ is more than distance δ away from $Q'_j(1)$. Therefore it is more than distance δ away from all of $Q_j[y', 1]$. Hence π cannot traverse $B_{i+1,j}$ from left to right if both P_i and P_{i+1} are not 2δ -narrow.

With the above, we charge each pair of blocks $B_{i,j}, B_{i+1,j}$ that π traverses from the left side of $B_{i,j}$ to the right side of $B_{i+1,j}$ to one of the 2δ -narrow pieces of P corresponding to these blocks. As each narrow piece corresponds to at most two such pairs, pieces are charged at most twice. It follows that there are at most $2k$ such pairs of blocks, which gives a contradiction. This shows that z is at most $2k + 1$ blocks right of the diagonal. That z is at most $2k + 1$ blocks above the diagonal follows from a symmetric argument. \blacktriangleleft

4 Reducing the number of narrow pieces

We present a family of simplifications for curves that we use to reduce the number of narrow pieces on a curve. The simplifications are based on truncated smoothings for Reeb graphs [12], and we hence call them truncated smoothings.

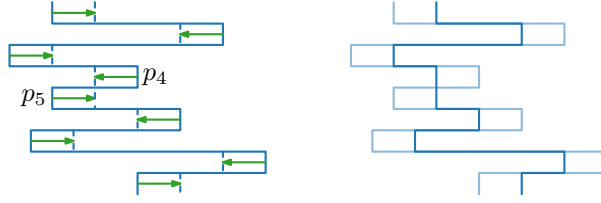
4.1 Truncated smoothings

First consider a one-dimensional curve P . We assume for ease of exposition that P has no degenerate vertices.² Let $\varepsilon \geq 0$ be at most half the minimum edge length of P . The *truncated ε -smoothing* P^ε of P is the curve obtained by truncating every edge of P by ε on either side. See Figure 4 for an example. We extend the truncated smoothing definition to all non-negative values $\varepsilon' \geq 0$ by recursively defining the truncated ε' -smoothing of P for $\varepsilon' > \varepsilon$ to be the truncated $(\varepsilon' - \varepsilon)$ -smoothing of P^ε .

The Fréchet distance between P and its truncated ε -smoothing P^ε is at most ε for all ε . Specifically, the identity matching, which matches a point $P(x)$ to the point $P^\varepsilon(x)$, has cost at most ε . We use this fact together with the triangle inequality to show that truncated ε -smoothings can be used for an additive 2ε -approximation for the Fréchet distance.

► **Lemma 2.** *Let P be a one-dimensional curve. For any $\varepsilon \geq 0$, the identity matching between P and P^ε has cost at most ε .*

² Note that if P has degenerate vertices, then the curve obtained by deleting these vertices has Fréchet distance 0 to P .



■ **Figure 4** An illustration of truncated smoothings in one dimension. (left) The vertices of curve P (non-dashed) are drawn as vertical segments for clarity. The minimum edge length of P is realized by $\overline{p_i p_{i+1}}$ (right) The result of the smoothing procedure (non-shaded).

Proof. Let $\varepsilon \geq 0$ and let ε' be half the minimum edge length of P . Consider a point $P(x)$ on P . We show that $|P(x) - P^\varepsilon(x)| \leq \varepsilon$. If $\varepsilon \leq \varepsilon'$ then the point $P^\varepsilon(x)$ is trivially within distance ε of $P(x)$. For general ε , applying the triangle inequality to the recursive definition of the simplification yields that

$$|P(x) - P^\varepsilon(x)| \leq \begin{cases} \varepsilon & \text{if } \varepsilon \leq \varepsilon', \\ |P(x) - P^{\varepsilon-\varepsilon'}(x)| + \varepsilon' & \text{otherwise.} \end{cases}$$

This implies $|P(x) - P^\varepsilon(x)| \leq \varepsilon$. The identity matching is therefore an ε -matching between P and P^ε . ◀

► **Lemma 3.** Let P and Q be two one-dimensional curves. For all $\varepsilon \geq 0$ we have $d_F(P^\varepsilon, Q^\varepsilon) \leq d_F(P, Q) \leq d_F(P^\varepsilon, Q^\varepsilon) + 2\varepsilon$.

Proof. Let $\varepsilon \geq 0$ and set $\delta = d_F(P, Q)$. Applying the triangle inequality to a given δ -matching φ between P^ε and Q^ε and the identity matchings between P and P^ε and between Q and Q^ε , we obtain from Lemma 2 that φ is a $(\delta + 2\varepsilon)$ -matching between P and Q . Next let ψ be a δ -matching between P and Q . It again follows from the triangle inequality that ψ is a $(\delta + 2\varepsilon)$ -matching between P^ε and Q^ε , but we show through a more involved analysis that ψ has cost at most δ .

We assume without loss of generality that P and Q contain no degenerate vertices, and further assume without loss of generality that ε is at most half the minimum edge length of P and Q . Let $P(x)$ be matched to $Q(y)$ by ψ . Suppose for sake of contradiction that $|P^\varepsilon(x) - Q^\varepsilon(y)| > \delta$. We consider four different cases based on the positions of $P^\varepsilon(x)$ and $Q^\varepsilon(y)$ relative to $P(x)$ and $Q(y)$.

1. For the first case, suppose that $P^\varepsilon(x) \leq P(x)$ and $Q^\varepsilon(y) \geq Q(y)$. If $P^\varepsilon(x) > Q^\varepsilon(y) + \delta$ then we have $P(x) \geq P^\varepsilon(x) > Q^\varepsilon(y) + \delta \geq Q(y) + \delta$, which gives a contradiction. However, if $P^\varepsilon(x) < Q^\varepsilon(y) - \delta$, then $P(x) \leq P^\varepsilon(x) + \varepsilon < Q^\varepsilon(y) + \varepsilon - \delta \leq Q(y) - \delta$, implying that $|P(x) - Q(y)| > \delta$ and giving a contradiction as well. Hence we must have that $|P^\varepsilon(x) - Q^\varepsilon(y)| \leq \delta$ in this case.
2. The second case, where $P^\varepsilon(x) \geq P(x)$ and $Q^\varepsilon(y) \leq Q(y)$, is symmetric to the first.
3. For the third case, suppose that $P^\varepsilon(x) < P(x)$ and $Q^\varepsilon(y) < Q(y)$. Let $P' = P[x_1, x_2]$ be the smallest subcurve of P with $x_1 \leq x \leq x_2$ and $P(x_1) = P(x_2) = P^\varepsilon(x)$. Analogously, let $Q' = Q[y_1, y_2]$ be the smallest subcurve of Q with $y_1 \leq y \leq y_2$ and $Q(y_1) = Q(y_2) = Q^\varepsilon(y)$. Note that P' lies in the interval $[P^\varepsilon(x), P^\varepsilon(x) + \varepsilon]$ and that Q' lies in the interval $[Q^\varepsilon(y), Q^\varepsilon(y) + \varepsilon]$, and that both curves have points on them that attain the extrema of these intervals. Because ψ matches $P(x)$ to $Q(y)$, it must match either $P(x_1)$ to a point on Q' , or $Q(y_1)$ to a point on P' . Also, it must match either $P(x_2)$ to a point on Q' , or $Q(y_2)$ to a point on P' .

Assume that $P^\varepsilon(x) < Q^\varepsilon(y) - \delta$, the other case is symmetric. Both $P(x_1)$ and $P(x_2)$ have distance greater than δ to $Q^\varepsilon(y)$, and therefore to all points on Q' . Hence we must have that $Q(y_1)$ and $Q(y_2)$ are both matched to points on P' , and by the definition of matchings, all points on Q' are matched to points on P' . However, Q' contains a point with value $Q^\varepsilon(y) + \varepsilon$, whose distance to any point on P' is greater than δ . This contradicts the assumption that ψ is a δ -matching, proving that $|P^\varepsilon(x) - Q^\varepsilon(y)| \leq \delta$ in this case.

4. The fourth case, where $P^\varepsilon(x) > P(x)$ and $Q^\varepsilon(y) > Q(y)$, is symmetric to the third. ◀

Next we give a crucial property of truncated smoothings for one-dimensional curves, showing that we can bound the number of edges of any given length to any given amount with some truncated smoothing. The value of the required parameter of course depends on the desired bounds.

► **Lemma 4.** *Let P and Q be two one-dimensional curves with n vertices. For all $\alpha \in [1, n]$ and $\delta \geq 0$, there is an $\varepsilon \leq c\alpha$ for which P^ε and Q^ε together have at most n/α edges of length at most 2δ .*

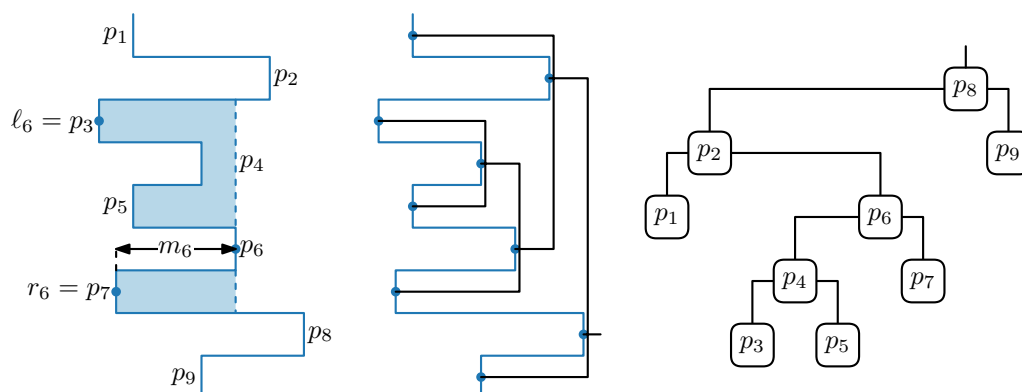
Proof. We assume for ease of exposition that P and Q contain no degenerate vertices. Let $\alpha \in [1, n]$ and $\delta \geq 0$. We first argue that P^δ and Q^δ together have fewer than $n - n/\alpha$ vertices.

We charge the vertices of P and Q that are degenerate in P^δ and Q^δ to the edges of P and Q that have length at most 2δ . Let e be such an edge. This edge is truncated to a single point during truncation and hence has at least one vertex v that becomes degenerate. Let e' be the other edge adjacent to v . If e' has length greater than 2δ then we charge v to e . Otherwise we charge v to the edge that comes first along the respective curve. Say this is e . Note that the other vertex w of e' is also degenerate in P^δ or Q^δ , so we charge w to e' (which is the first edge adjacent to w).

Since there are more than n/α edges of length at most 2δ , there are more than n/α vertices that are degenerate in P^δ and Q^δ . After removing degenerate vertices, P^δ and Q^δ have fewer than $n - n/\alpha$ vertices in total. In general, if for some integer k , curves $P^{i\delta}$ and $Q^{i\delta}$ together have more than n/α edges of length at most 2δ for all $i \leq k$, then $P^{(k+1)\delta}$ and $Q^{(k+1)\delta}$ have fewer than $n - kn/\alpha$ vertices in total. It follows that there is an $\varepsilon = k\delta \leq \alpha\delta$ for which P^ε and Q^ε together have at most n/α edges of length at most 2δ . ◀

We now extend the truncated smoothing definition to higher-dimensional curves. We define the truncated smoothing of a d -dimensional curve using a parameter vector $\vec{\varepsilon} \in [0, \infty)^d$. The truncated $\vec{\varepsilon}$ -smoothing $P^{\vec{\varepsilon}}$ of a curve P as the result of coordinate-wise truncated smoothing with the corresponding elements of $\vec{\varepsilon}$ as parameters. Under the L_∞ -norm, this coordinate-wise procedure yields an error that is at most the maximum of the errors obtained from the one-dimensional truncated smoothings. Note that every monotone piece on a higher-dimensional curve P projects onto (part of) a single edge in every dimension. Thus if the number of edges of a certain length c in any projection is at most k , then there are at most dk monotone pieces on P that are c -narrow. We obtain the following theorem as consequences of Lemmas 3 and 4.

► **Theorem 5.** *Let P and Q be two d -dimensional curves with n vertices. For all $\alpha \in [1, n]$ and $\delta \geq 0$, there is a vector $\vec{\varepsilon} \in [0, \delta\alpha]^d$ for which $P^{\vec{\varepsilon}}$ and $Q^{\vec{\varepsilon}}$ together have at most dn/α monotone pieces that are 2δ -narrow. Furthermore, we have $d_F(P^{\vec{\varepsilon}}, Q^{\vec{\varepsilon}}) \leq d_F(P, Q) \leq d_F(P^{\vec{\varepsilon}}, Q^{\vec{\varepsilon}}) + 2\alpha\delta$.*



■ **Figure 5** (left) The sublevel set component of p_i , below the dashed line segment. Points ℓ_i and r_i are the minima of the left and right parts of this component. (middle and right) The max-Cartesian tree built on the vertex sequence of P .

4.2 Constructing truncated smoothings

We present a linear time algorithm for constructing the truncated ε -smoothing P^ε of a one-dimensional curve P , together with the parameterization induced by P . This immediately gives a linear time algorithm for constructing truncated smoothings for higher-dimensional curves. The parameterization of P^ε is piecewise-linear and its vertices correspond to the vertices of P . Hence it suffices to compute the points $p_1^\varepsilon, \dots, p_n^\varepsilon$ on P^ε that correspond to the vertices p_1, \dots, p_n of P .

The algorithm relies on computing the *death times* of the vertices p_1, \dots, p_n of P . We define the death time of a vertex p_i of P to be the smallest value $\varepsilon \geq 0$ for which p_i is degenerate in P^ε (and thus is removed for higher parameter truncated smoothings). Note that the death times of p_1 and p_n are infinite, and that the death time of a degenerate vertex of P is trivially 0. In the following we show how to compute the death times of non-degenerate vertices in $O(n)$ total time.

We proceed to express the death time of a non-degenerate vertex in terms of the extreme values in its sub- or superlevel set component. The *sublevel set* of a point p on P is the set of points on P with value at most p . The *sublevel set component* of p is the connected component of its sublevel set that contains p , see Figure 5. The *superlevel set component* of p is defined symmetrically. For a local maximum p_i of P , let P^- be its sublevel set component. We define the points ℓ_i and r_i as (global) minima on the prefix and suffix curves of P^- that end and start at p_i , respectively. We let $m_i := \min\{|p_i - \ell_i|, |p_i - r_i|\}$, see Figure 5. We symmetrically define P^+ to be the superlevel set component of a local minimum p_i of P , and symmetrically define ℓ_i and r_i in terms of P^+ . The definition of m_i is the same as for local maxima. For a degenerate vertex p_i we set $m_i := 0$. We show that the death time of an interior vertex p_i is equal to $m_i/2$.

► **Lemma 6.** *For all $2 \leq i \leq n-1$ the death time of vertex p_i is equal to $m_i/2$.*

Proof. For any degenerate vertex p_i of P we have $m_i = 0$, which is trivially the death time of p_i . For the rest of the proof, assume for ease of exposition that P contains no degenerate vertices. Let p_i be a (non-degenerate) vertex of P , and assume without loss of generality that it is a local maximum. We distinguish between the case where p_i is incident to a shortest edge of P and the case where no incident edge has the minimum length.

First assume that p_i is incident to a shortest edge e of P . Without loss of generality, we

also assume that $e = \overline{p_{i-1}p_i}$. If $i = 2$ then the death time of p_i is $\|e\|/2$, as it coincides with p_1 in the truncated $(\|e\|/2)$ -smoothing of P and hence becomes degenerate. We have $\ell_2 = p_1$ and $r_2 \leq p_3 \leq p_1$, so $m_2 = |p_2 - p_1| = \|e\|$. Hence the death time of p_2 is $m_2/2$.

If $i > 2$ then by the fact that e has the minimum length of any edge we obtain that $p_{i-2} \geq p_i \geq p_{i-1}$ and $p_{i-1} \geq p_{i+1}$. The ε -truncated smoothing of P , for $\varepsilon = \|e\|/2$, truncates e to the point $p_i - \varepsilon$, moves p_{i-2} to $p_{i-2} - \varepsilon \geq p_i - \varepsilon$ and moves p_{i+1} to $p_{i+1} + \varepsilon \leq p_i - \varepsilon + \varepsilon = p_i$. This means that p_i becomes degenerate, and thus its death time is $\varepsilon = \|e\|/2$. We have $\ell_i = p_{i-1}$ and $r_i \leq p_{i+1} \leq \ell_i$, hence $m_i = |p_i - \ell_i| = \|e\|$. See Figure 5. Hence the death time of p_i is $m_i/2$.

Next assume that p_i is not incident to a shortest edge of P . Let ε be equal to half the minimum edge length of P . Note that ℓ_i and r_i are both local minima of P . As every local minimum of P gets increased by ε by the simplification, every local maximum gets decreased by ε , and the minimum edge length of P is 2ε , we obtain that the points $\ell_i^\varepsilon := \ell_i + \varepsilon$ and $r_i^\varepsilon := r_i + \varepsilon$ are the analogues of ℓ_i and r_i for the point p_i^ε , with respect to P^ε . It follows that m_i^ε , the analogue of m_i , is equal to $\min\{|p_i^\varepsilon - \ell_i^\varepsilon|, |p_i^\varepsilon - r_i^\varepsilon|\} = m_i - 2\varepsilon$. Applying the above recursively on the point p_i^ε , curve P^ε and value m_i^ε shows that the death time of p_i is $m_i/2$. ◀

With the expression for the death times of interior vertices, we are able to compute the death times of these vertices in linear total time. To this end we use *Cartesian trees*, introduced by Vuillemin [26]. A Cartesian tree is a binary tree with the heap property. We call a Cartesian tree a *max-Cartesian tree* if it has the max-heap property and a *min-Cartesian tree* if it has the min-heap property. A max-Cartesian tree T for a sequence of values x_1, \dots, x_n is recursively defined as follows. The root of T contains the maximum value x_j in the sequence. The subtree left of the root node is a max-Cartesian tree for the sequence x_1, \dots, x_{j-1} , and the right subtree is a max-Cartesian tree for the sequence x_{j+1}, \dots, x_n (see Figure 5). Min-Cartesian trees are defined symmetrically.

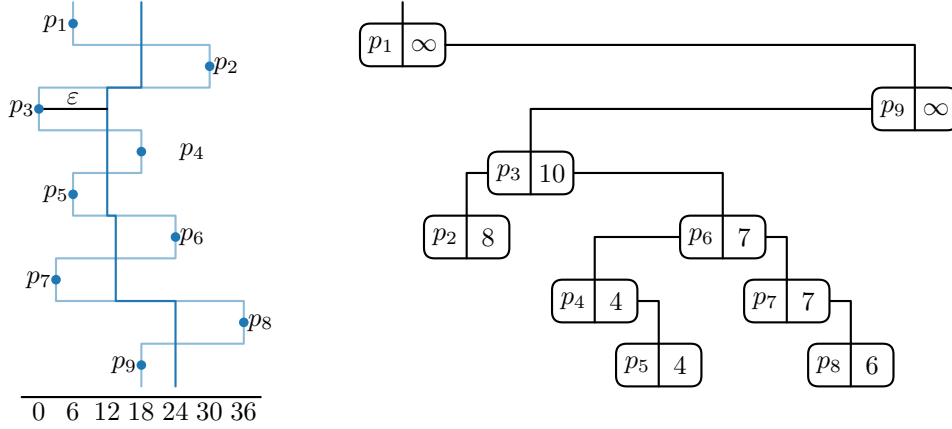
► **Lemma 7.** *We can compute the death time of every interior vertex in $O(n)$ time. The death times are reported as the sequence $m_2/2, \dots, m_{n-1}/2$.*

Proof. To compute the death times we build two Cartesian trees; a max-Cartesian tree T_{\max} and a min-Cartesian tree T_{\min} , both built on the sequence of vertices p_1, \dots, p_n of P . These trees can be constructed in $O(n)$ time [20].

For a given node ν of T_{\max} storing vertex p_i , the vertices stored in the subtree rooted at ν are precisely those in the sublevel set component of p_i . Thus if p_i is a local maximum, the values ℓ_i and r_i are precisely the minimum values stored in the left and right subtrees of ν , respectively. We can therefore compute the death times of the interior local maxima of P with a bottom-up traversal of T_{\max} , taking $O(n)$ time. Repeating the above process for T_{\min} , we compute the death times of the interior local minima of P in $O(n)$ time as well. The death times of degenerate vertices are set to 0, regardless of the values of ℓ_i and r_i .

We augment the respective trees during their traversals to store the death times of vertices in the corresponding nodes. With in-order traversals of T_{\max} and T_{\min} , interleaving the steps so we traverse the nodes in their order of index, we can construct the sequence of death times $m_2/2, \dots, m_{n-1}/2$ in $O(n)$ time, rather than the $O(n \log n)$ time required to sort the death times by index. ◀

We construct the truncated ε -smoothing in linear time using a max-Cartesian tree T built on the sequence of death times reported by the algorithm of Lemma 7 (see Figure 6). Since we do not compute $p_1^\varepsilon, \dots, p_n^\varepsilon$ in order of index, we augment T to store these values in the



■ **Figure 6** (left) The truncated ε -smoothing for $\varepsilon = 8$. The curve has three non-degenerate vertices, corresponding to the three vertices p_1 , p_3 and p_9 with death times larger than ε . The curve also indicates the location of degenerate vertices. (right) The death times of the vertices, stored in a max-Cartesian tree.

corresponding nodes. Afterwards we extract P^ε from T with an in-order traversal, without needing to sort the values based on index. This lowers the running time from $O(n \log n)$ to $O(n)$.

First we compute p_1^ε and p_n^ε , as p_1 and p_n behave differently from the rest during the truncated smoothing procedure. These vertices may change direction before their death time (which is infinite), whereas others move in a single direction until they become degenerate. To compute p_1^ε (and symmetrically p_n^ε), we simulate the truncated smoothing procedure, but only for p_1 . To this end we scan through the vertices of P .

Let p_i be the current vertex and let ε' be the current parameter. We keep track of the position of the first vertex $p_1^{\varepsilon'}$ and maintain the invariant that $p_i^{\varepsilon'}$ is the second non-degenerate vertex of $P^{\varepsilon'}$ (the first being $p_1^{\varepsilon'}$). Initially we set p_i to the second non-degenerate vertex of P and set $\varepsilon' := 0$ and $p_1^{\varepsilon'} := p_1$. Let ε'' be the death time of p_i . If $\varepsilon \leq \varepsilon''$, then the value of $p_1^{\varepsilon'}$ is either $p_1^{\varepsilon'} - (\varepsilon - \varepsilon')$ (if $p_1^{\varepsilon'}$ is a local maximum) or $p_1^{\varepsilon'} + (\varepsilon - \varepsilon')$ (if $p_1^{\varepsilon'}$ is a local minimum). Otherwise, the value of $p_1^{\varepsilon''}$ is $p_1^{\varepsilon'} - (\varepsilon - \varepsilon')$ (if $p_1^{\varepsilon'}$ is a local maximum) or $p_1^{\varepsilon'} + (\varepsilon - \varepsilon')$ (if $p_1^{\varepsilon'}$ is a local minimum). We set $\varepsilon' := \varepsilon''$ and set $p_1^{\varepsilon'}$ to the above value. To set p_i we continue the scan of the vertices until we have reached the first vertex with a death time greater than ε' .

With the above procedure we compute p_1^ε and p_n^ε in $O(n)$ time and store the values in the respective nodes of T . Afterwards we compute the locations of the interior vertices of P^ε by traversing T . For this we use the following technical lemma.

► **Lemma 8.** *Let p_i be an interior vertex of P with death time at most ε . Let p_ℓ and p_r be the last vertex before p_i , respectively the first vertex after p_i , with death times greater than that of p_i . Then p_i^ε is equal to the value on $\overline{p_\ell p_r}$ closest to either $p_i - m_i/2$ (if p_i is a local maximum) or $p_i + m_i/2$ (if p_i is a local minimum).*

Proof. Assume p_i is a local maximum. The case when p_i is a local minimum is symmetric. Let $\varepsilon' = m_i/2$ be the death time of p_i and let $p_1^{\varepsilon'}, \dots, p_n^{\varepsilon'}$ be the points on $P^{\varepsilon'}$ corresponding to the vertices p_1, \dots, p_n of P . The value of $p_i^{\varepsilon'}$ is equal to $p_i - \varepsilon'$.

All points $p_j^{\varepsilon'}$ of $P^{\varepsilon'}$ with $\ell < j < r$ are degenerate, as their death times are at most ε' . These points therefore do not move further during the truncated smoothing procedure, unless they coincide with either $p_\ell^{\varepsilon''}$ or $p_r^{\varepsilon''}$ for some $\varepsilon' \leq \varepsilon'' \leq \varepsilon$. It follows that all these points lie

on $\overline{p_\ell^\varepsilon p_r^\varepsilon}$. Specifically, p_i^ε is equal to $p_i^{\varepsilon'} = p_i - m_i/2$, unless $p_i^{\varepsilon''}$ coincides with either $p_\ell^{\varepsilon''}$ or $p_r^{\varepsilon''}$ for some $\varepsilon' \leq \varepsilon'' \leq \varepsilon$, in which case p_i^ε is equal to p_ℓ^ε , respectively p_r^ε .

Note that the orientation of $p_\ell^{\varepsilon''}$ relative to $p_r^{\varepsilon''}$ is the same for all $\varepsilon' \leq \varepsilon''$ (including the case where the points coincide). This is because the points are consecutive non-degenerate vertices for $\varepsilon'' = \varepsilon'$. To change orientation the points must attain the same value at some point, and since the subcurve between the points spans merely the line segment between the points, the points coincide at this point. Thus if p_i^ε is equal to either p_ℓ^ε or p_r^ε , then this endpoint is the point closest to $p_i - m_i/2$. ◀

With the above technical lemma we are ready to give the algorithm for computing the interior vertices $p_2^\varepsilon, \dots, p_{n-1}^\varepsilon$ of P^ε . We perform a pre-order traversal of T , during which we compute the value of p_i^ε once we get to the node ν_i storing vertex p_i . During the traversal, we keep track of the nodes ν_ℓ and ν_r that store the last vertex before p_i , respectively the first vertex after p_i . This is possible since ν_ℓ and ν_r are both ancestors of ν_i , so we have already visited them during the traversal. Since we have already visited them, we have also already computed the values of p_ℓ^ε and p_r^ε . We compute the value of p_i^ε in constant time using Lemma 8 and augment ν_i to store this value. Afterwards we extract P^ε from T with a single in-order traversal. This gives the following results.

► **Lemma 9.** *We can construct the truncated ε -smoothing of a one-dimensional curve with n vertices in $O(n)$ time for any $\varepsilon \geq 0$.*

► **Theorem 10.** *We can construct the truncated $\vec{\varepsilon}$ -smoothing of a d -dimensional curve with n vertices in $O(n)$ time for any vector $\vec{\varepsilon} \in [0, \infty)^d$.*

4.3 Finding the right parameter

Let P and Q again be our input curves with n vertices, let $\delta \geq 0$ be our decision parameter and $\alpha \in [1, n]$ be the chosen approximation factor. Recall from Theorem 5 that there is a parameter vector $\vec{\varepsilon} \in [0, \alpha\delta/2]^d$ such that $P^{\vec{\varepsilon}}$ and $Q^{\vec{\varepsilon}}$ together have at most dn/α monotone pieces that are 2δ -narrow. In this section, we show how to compute such a parameter vector $\vec{\varepsilon}$ in $O(n)$ time.

Recall from Section 4.1 that it is sufficient to compute parameters ε_i for which the truncated ε_i -smoothings of the projections of P and Q onto the i^{th} coordinate axis together have at most n/α edges of length at most 2δ . We therefore abuse notation slightly to let P and Q denote the projections of the curves onto some coordinate axis, and we show how to compute a parameter ε such that P^ε and Q^ε together have at most n/α edges of length at most 2δ .

We use the death times of the vertices of P and Q (see Section 4.2). These can be computed in $O(n)$ total time. Let M be the multiset of death times of the vertices of P and Q . Any ε for which the half-open interval $(\varepsilon, \varepsilon + \delta]$ contains at most n/α elements of M results in truncated smoothings P^ε and Q^ε with at most n/α edges of length at most 2δ . This is because each edge of length at most 2δ in P^ε and Q^ε is truncated to a point in the truncated δ -smoothing of these curves and hence contains a vertex with death time at most δ , which corresponds to a vertex of P or Q with death time at most $\varepsilon + \delta$.

It suffices to look for an $\varepsilon \in M \cup \{0\}$, as any other value ε' with at most n/α death times in $(\varepsilon' + \delta]$ implies that the highest value $\varepsilon \in M \cup \{0\}$ below ε' has at most n/α death times in $(\varepsilon + \delta]$. The following lemma helps us in searching for a valid parameter ε , as it allows us to discard half the death times of M based on the median death time.

► **Lemma 11.** *Let m^* be the median of M . If $m^* > \alpha\delta/2$, then there exists a half-open interval $(\varepsilon, \varepsilon + \delta] \subseteq (0, \alpha\delta/2]$ that contains at most $|M|/\alpha$ elements of M .*

Proof. Partition the interval $(0, \alpha\delta/2]$ into $\alpha/2$ disjoint half-open intervals of length δ . For sake of contradiction say that each of these intervals has more than n/α elements of M in it. Because the intervals are disjoint, there are more than $|M|/2$ elements of M in $(0, \alpha\delta/2]$. The $(|M|/2)^{\text{th}}$ death time, which is the median m^* , is therefore at most $\alpha\delta/2$, giving a contradiction. ◀

We proceed to give a recursive algorithm for computing a valid parameter $\varepsilon \in M \cup \{0\}$. Specifically, the algorithm returns a value $\varepsilon := \varepsilon(M, \alpha)$ such that there are at most $|M|/\alpha$ values of M inside the interval $(\varepsilon, \varepsilon + \delta]$. We first compute m^* in $O(|M|)$ time [4] and then proceed according to the following three cases.

1. If $|M| \leq n/\alpha$ then $\varepsilon(M, \alpha) := 0$ is a valid parameter.
2. If $m^* > \alpha\delta/2$ then by Lemma 11 there is a valid parameter $\varepsilon \in [0, \alpha\delta/2 - \delta]$. We limit our search to parameters in this range, which means that all death times greater than $\alpha\delta/2$ can be discarded. We set $M' := \{m \mid m \in M, m \leq \alpha\delta/2\}$ and return $\varepsilon(M', \alpha/2)$.
3. If $m^* \leq \alpha\delta/2$ then we limit our search to parameters greater than $\alpha\delta/2$. To be able to do this through recursion we discard death times that are at most $\alpha\delta/2$ and modify the remaining death times to be $\alpha\delta/2$ smaller. We set $M' = \{m - \alpha\delta/2 \mid m \in M, m > \alpha\delta/2\}$ and return $\varepsilon(M', \alpha/2) + \alpha\delta/2$.

The running time $T(M, \alpha)$ of the algorithm satisfies the recurrence

$$T(M, \alpha) = \begin{cases} O(1) & \text{if } |M| \leq n/\alpha, \\ T(M') + O(|M|) & \text{otherwise,} \end{cases}$$

where $|M'| \leq |M|/2$. This recurrence implies that $T(M, \alpha) = O(|M|)$ and hence the running time of the above algorithm is $O(n)$. The value of the returned parameter $\varepsilon(M, \alpha)$ satisfies the recurrence

$$\varepsilon(M, \alpha) \leq \begin{cases} 0 & \text{if } |M| \leq n/\alpha, \\ \varepsilon(M', \alpha/2) + \alpha\delta/2 & \text{otherwise,} \end{cases}$$

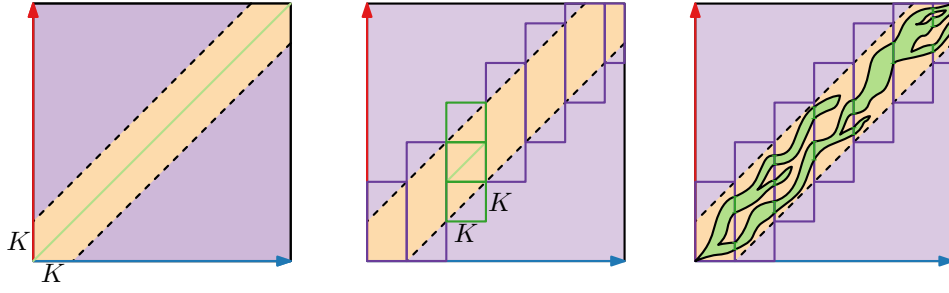
where again $|M'| \leq |M|/2$. This recurrence implies that $\varepsilon := \varepsilon(M, \alpha) \leq \alpha\delta$. We obtain the following result.

► **Theorem 12.** *Let P and Q be two d -dimensional curves with n vertices. Let $\alpha \in [1, n]$ and $\delta \geq 0$. In $O(n)$ time, we can compute a vector $\vec{\varepsilon} \in [0, \alpha\delta]^d$ for which $P^{\vec{\varepsilon}}$ and $Q^{\vec{\varepsilon}}$ together have at most dn/α monotone pieces that are 2δ -narrow.*

5 A faster algorithm in one dimension

Next we present an $O(n \log^2 n + (n^2/\alpha^3) \log n \log \log n)$ time algorithm for deciding if a matching exists that is constrained to lie within $O(n/\alpha)$ cells of the diagonal. We assume this is the case for P and Q , which can be achieved in linear time with the simplification of Section 4 (giving an additive 2α term in the approximation factor). This algorithm is a great improvement over the state-of-the-art algorithm by van der Horst *et al.* [25], who achieve a running time of $O(n \log^3 n + (n^2/\alpha) \log^3 n)$.

The algorithm uses a subroutine for constructing approximate exit sets. The δ -exit set for a set of points $S \subseteq \{0\} \times [0, 1]$ with respect to P and Q is the set of all points



■ **Figure 7** (left) Matchings are constrained to within K cells of the diagonal. (middle) The α rectangles covering all possible matchings. Each rectangle spans K cells in width and $3K$ cells in height. (right) Constructing exit sets in each rectangle, given the exit set of the previous rectangle.

$E(S) \subseteq \{1\} \times [0, 1]$ that are δ -reachable from points in S . We allow for approximations, where instead of constructing an (exact) δ -exit set for S , we construct an (α, δ) -exit set $E_\alpha(S)$. Such a set must contain all of $E(S)$, and may only contain points that are $\alpha\delta$ -reachable from points in S . We prove the following theorem in Section 6:

► **Theorem 13.** *Let P and Q be two one-dimensional curves with n vertices. For any $\alpha \geq 1$ and $\delta \geq 0$, we can construct an (α, δ) -exit set $E_\alpha(S)$ for a given set $S \subseteq \{0\} \times [0, 1]$ consisting of $O(n)$ connected components in $O(n \log^2 n + (n^2/\alpha^2) \log n \log \log n)$ time.*

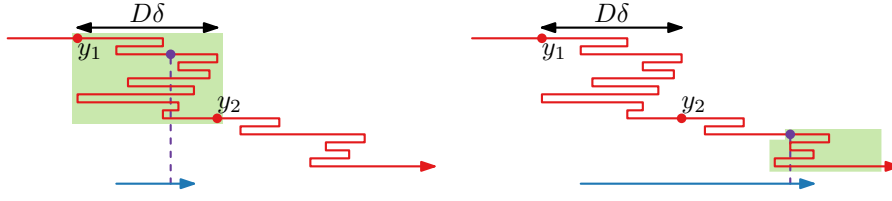
Since matchings are restricted to lie within $K = 2n/\alpha + 1$ cells of the free space diagonal, the total complexity of the reachable free space is only $O(n^2/\alpha)$, rather than potentially quadratic. We wish to translate this lower complexity into lower input complexities for subroutines. For this we cover the reachable free space with α interior-disjoint rectangles, each $K \times 3K$ cells in dimension, such that rectangles do not share a common x -coordinate on their interiors. That is, the rectangles are laid out from left to right over the reachable free space. See Figure 7 for an illustration.

We iteratively go over the rectangles from left to right, constructing exit sets inside each rectangle for given sets on their left boundary. Let R_1, \dots, R_α be the rectangles in left to right order. Let P_1, \dots, P_α be the subcurves of P corresponding to these rectangles, and let Q_1, \dots, Q_α be the subcurves of Q corresponding to these rectangles. For each rectangle R_i we construct an (α, δ) -exit set $E_i = E_\alpha(S_i)$ for the set $S_i = E_{i-1} \cap \mathcal{F}_{\leq \delta}(P, Q)$, with respect to P_i and Q_i . We construct these exit sets using the algorithm of Section 6.

Initially, $S_1 = \{(0, 0)\}$. Given a set S_i , we construct E_i using Theorem 13 to construct an (α, δ) -exit set $E_\alpha(S_i)$ with respect to P_i and Q_i . Because P_i and Q_i have only $O(K)$ vertices each, we construct E_i in $O(K \log^2 K + (K^2/\alpha^2) \log K \log \log K)$ time. We then construct the set S_{i+1} as the intersection between E_i and $\mathcal{F}_{\leq \delta}(P_i, Q_i)$, which takes $O(K \log K)$ time by sorting the sets and scanning over them.

Performing the above for all α rectangles, with $K = O(n/\alpha)$, we obtain an $O(n \log^2 n + (n^2/\alpha^3) \log n \log \log n)$ time α -approximate decision algorithm, assuming that any δ -matching lies within $O(n/\alpha)$ cells from the diagonal. This assumption becomes valid after the truncated smoothings of Section 4, which may incur an error of 2α , resulting in an overall 3α -approximate decider.

► **Theorem 14.** *Let P and Q be two one-dimensional curves with n vertices. For any $\alpha \geq 1$ and $\delta \geq 0$, we can decide whether $d_F(P, Q) \leq 3\alpha\delta$ or $d_F(P, Q) > \delta$ in $O(n \log^2 n + (n^2/\alpha^3) \log n \log \log n)$ time.*



■ **Figure 8** The two types of constructed exit set. The purple points are $Q(y'_1)$. Left is the case where $y'_1 \in [y_1, y_2]$, right is the case where $y'_1 \in (y_2, 1]$. The green regions are the exit sets.

To turn this decision algorithm into an approximation algorithm for the Fréchet distance, we apply the black box technique of Colombe and Fox [15]. For any $\varepsilon \in (0, 1]$, this increases the running time by a factor $\log(n/\varepsilon)$ and the approximation factor by a factor $(1+\varepsilon)$. We set $\varepsilon = 1$ for concreteness, giving an $O(n \log^3 n + (n^2/\alpha^3) \log^2 n \log \log n)$ time 6α -approximation algorithm for the Fréchet distance. To turn this algorithm into an α -approximation algorithm running in the same time bound, we set $\alpha \leftarrow \alpha/6$ for $\alpha \geq 6$, and run the exact quadratic time decision algorithm of Alt and Godau [2] for $\alpha \in [1, 6)$. This gives the following result:

► **Theorem 15.** *Let P and Q be two one-dimensional curves with n vertices. For any $\alpha \geq 1$, we can compute an α -approximation to $d_F(P, Q)$ in $O(n \log^3 n + (n^2/\alpha^3) \log^2 n \log \log n)$ time.*

6 Constructing approximate exit sets

In this section we present an algorithm for efficiently constructing approximate exit sets for one-dimensional curves P and Q with n vertices. In Section 6.1 we first present a data structure for constructing approximate exit sets for sets of the form $\{0\} \times [y_1, y_2]$ when P is a line segment. Then in Section 6.2 we extend this data structure to construct exit sets for when P is a “good” curve. Finally, in Section 6.3 we use this data structure to construct exit sets for the general case, where we construct exit sets for general sets of points, making no assumptions on P .

6.1 Exit sets for single line segments

First we give an algorithm for constructing an (α, δ) -exit sets for sets of the form $\{0\} \times [y_1, y_2]$, with respect to a directed line segment e and the curve Q . The construction takes $O(\log n \log \log n)$ time, after preprocessing Q in $O(n \log^2 n)$ time. The quality of the resulting approximate exit set depends on the diameter of $Q[y_1, y_2]$. Specifically, let its diameter be $D\delta$. Then the returned set is a $(3D + 9, \delta)$ -exit set.

Let $Q(y'_1)$ be the first point on $Q[y_1, 1]$ within distance δ of $e(1)$. Either 1) $y'_1 \in [y_1, y_2]$ or 2) $y'_1 \in (y_2, 1]$. In case 1), all of $Q[y_1, y_2]$ lies within distance $(D + 1)\delta$ of $e(1)$. This implies that any subcurve $Q[y, y']$ with $y \in [y_1, y_2]$ and $d_F(e, Q[y, y']) \leq \delta$ also lies within distance $(D + 1)\delta$ of $e(1)$. The maximum interval $[y, y']$ for which $Q[y, y']$ has this property corresponds to a $(D + 1, \delta)$ -exit set for points in $\{0\} \times [y_1, y_2]$. See Figure 8 (left). We report this interval, and with that a $(D + 1, \delta)$ -exit set in case 1), in $O(\log n \log \log n)$ time using the data structure of Lemma 16:

► **Lemma 16.** *We can preprocess Q in $O(n)$ time, such that given values $\varepsilon \geq 0$ and $y \in [0, 1]$, as well as a point p , we can report the first point $Q(y_1)$ within distance ε of p , with $y_1 \in [y, 1]$, in $O(\log n \log \log n)$ time. Additionally, we can report the maximal interval $[y_1, y_2]$ for which $Q[y_1, y_2]$ lies completely within distance ε of p in the same asymptotic time bound.*

Proof. We construct a balanced binary search tree T on the vertices of Q , ordered based on appearance along Q . This tree takes $O(n)$ time to construct, considering the vertices of Q are pre-sorted by traversing Q . Each node of T stores the convex hull of its canonical subset of vertices. For an internal node, the convex hull can be computed in constant time once the convex hulls of its child nodes are known. Hence with a depth-first search, we compute all these convex hulls in $O(n)$ additional time.

To query T for the first point on $Q[y, 1]$ that is within distance δ of p , we perform binary search over the vertices of $Q[y, 1]$, using T to guide the search. During the search, we keep track of the convex hull of the current subcurve $Q[y, y']$. Rather than constructing this hull from scratch every time, we keep track of the minimum and maximum of the hull with a binary min- and max-heap. These heaps contain the minima, respectively maxima, of the convex hulls stored in all nodes along the search path. Because there are only $O(\log n)$ values in these heaps at any time, constructing the convex hull of $Q[y, y']$ takes only $O(\log \log n)$ time. At every step of the binary search, we add or remove only one hull from the heaps, taking $O(\log \log n)$ time as well. Hence a step takes $O(\log \log n)$ time.

After $O(\log n)$ steps, taking a total of $O(\log n \log \log n)$ time, we have two consecutive vertices $Q(y'_1), Q(y'_2)$ with p being within distance ε of the convex hull of $Q[y, y'_2]$, but not of $Q[y, y'_1]$. The first point $Q(y_1)$ within distance ε of p thus is the first point on $\overline{Q(y'_1)Q(y'_2)}$ within distance ε of p .

Given y_1 , we compute the maximal interval $[y_1, y_2]$ for which $Q[y_1, y_2]$ lies completely within distance ε of p in a similar manner. Compute two consecutive vertices $Q(y'_1), Q(y'_2)$ the convex hull of $Q[y_1, y'_1]$ being completely within distance ε of p , but with the convex hull of $Q[y_1, y'_2]$ containing a point with distance greater than ε to p . The last point on $\overline{Q(y'_1)Q(y'_2)}$ that is within distance ε of p corresponds to the value y_2 . ◀

For case 2), consider a subcurve $Q[y, y']$ with $y \in [y_1, y_2]$ and $d_F(e, Q[y, y']) \leq \delta$ (if one exists) and let φ be an arbitrary δ -matching between the curves. Gudmundsson *et al.* [22] observe that $Q[y'_1, y']$ must lie completely within distance 3δ of $e(1)$.³ Hence the maximal interval $[y'_1, y'_2]$ with $Q[y'_1, y'_2]$ completely within distance 3δ of $e(1)$ contains all possible values y' for which $d_F(e, Q[y, y']) \leq \delta$. We report this interval with the data structure of Lemma 16.

In case 2), the interval $[y'_1, y'_2]$ corresponds to an $(D + 3)$ -approximate exit set for points in $\{0\} \times [y_1, y_2]$, if a non-empty exit set exists. In order for a non-empty exit set to exist, it must be the case that $d_F(e, Q[y_1, y'_2]) \leq (D + 3)\delta$. We use the following data structure by Driemel and Har-Peled [16] to approximately decide whether this is the case.

► **Lemma 17** ([16, Theorem 5.6]). *We can preprocess Q in $O(n \log^2 n)$ time, such that given an interval $[y_1, y_2] \subseteq [0, 1]$ and a directed line segment e , we can compute a 3-approximation to $d_F(e, Q[y_1, y_2])$ in $O(\log n \log \log n)$ time.*

► **Remark.** Recently, Buchin *et al.* [11] gave a data structure for querying the exact Fréchet distance between a subcurve of Q and a query segment. Their data structure has the same preprocessing time, $O(n \log^2 n)$, but a higher query time, $O(\log^2 n)$. Since approximating by a constant factor gives only a constant factor increase in total approximation ratio, which can be negated by a constant factor increase in running time, we opt for the approximation data structure. If desired, the approximation ratio of the data structure can be made arbitrarily close to 1, at the cost of preprocessing and query times.

³ Gudmundsson *et al.* show the property for segments of length greater than 2δ , but the statement naturally holds for shorter segments as well.

With the above data structure we compute a 3-approximation to $d_F(e, Q[y_1, y'_2])$. If the returned value is at most $(3D + 9)\delta$, we conclude that $d_F(e, Q[y_1, y'_2]) \leq (3D + 9)\delta$, and otherwise we conclude that $d_F(e, Q[y_1, y'_2]) \geq (D + 3)\delta$.

The total time taken to construct and decide whether to report $[y'_1, y'_2]$ is $O(\log n \log \log n)$ in both cases. The preprocessing time is $O(n \log^2 n)$. We thus obtain the following:

► **Lemma 18.** *We can preprocess Q in $O(n \log^2 n)$ time, such that given a directed line segment e and an interval $[y_1, y_2]$, we can report a $(3D + 9, \delta)$ -exit set for $\{0\} \times [y_1, y_2]$ in $O(\log n \log \log n)$ time, where $D\delta$ is the diameter of $Q[y_1, y_2]$. The reported exit set is of the form $\{1\} \times [y'_1, y'_2]$ with $Q[y'_1, y'_2]$ completely within distance 3δ of $e(1)$.*

6.2 Exit sets for interior-good subcurves

In this section we extend the data structure of Section 6.1 to efficiently construct exit sets for singleton sets $\{(0, y)\}$ with respect to “interior-good” subcurves of P , rather than mere line segments. We define what good subcurves are in Section 6.2.1, showing a useful property regarding the Fréchet distance. Then we use this property in Section 6.2.2 to construct exit sets for interior-good curves.

6.2.1 Good curves

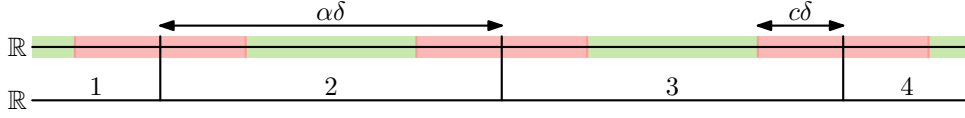
First we make the observation that even though we are working in the continuous setting, the possible matchings are all relatively discrete. For this we make use of δ -signatures, introduced by Driemel *et al.* [18]. The δ -signature $\Sigma_\delta(P)$ of a one-dimensional curve P is the curve defined by the series of values $0 = s_1 < \dots < s_k = 1$ with the following properties:

1. (non-degeneracy) For all $2 \leq i \leq k - 1$:
 $P(s_i) \notin \overline{P(s_{i-1})P(s_{i+1})}$.
2. (direction-preserving) For all $1 \leq i \leq k - 1$:
 If $P(s_i) < P(s_{i+1})$, then for all $s, s' \in [s_i, s_{i+1}]$ with $s < s'$, $P(s) - P(s') \leq 2\delta$.
 If $P(s_i) > P(s_{i+1})$, then for all $s, s' \in [s_i, s_{i+1}]$ with $s < s'$, $P(s') - P(s) \leq 2\delta$.
3. (minimum edge length) For all $2 \leq i \leq k - 2$:
 $|P(s_{i+1}) - P(s_i)| > 2\delta$.
 $|P(s_2) - P(s_1)| > \delta$ and $|P(s_k) - P(s_{k-1})| > \delta$.
4. (range) For all $s \in [s_i, s_{i+1}]$ with $1 \leq i \leq k - 1$:
 If $2 \leq i \leq k - 2$, then $P(s) \in \overline{P(s_i)P(s_{i+1})}$.
 If $i = 1$ and $k > 2$, then $P(s) \in \overline{P(s_1)P(s_2)} \cup [P(s_1) - \delta, P(s_1) + \delta]$.
 If $i = k - 1$ and $k > 2$, then $P(s) \in \overline{P(s_{k-2})P(s_{k-1})} \cup [P(s_{k-1}) - \delta, P(s_{k-1}) + \delta]$.
 If $i = 1$ and $k = 2$, then $P(s) \in \overline{P(s_1)P(s_2)} \cup [P(s_1) - \delta, P(s_1) + \delta] \cup [P(s_2) - \delta, P(s_2) + \delta]$.

The first and fourth properties imply that the parameters s_i specify vertices of P . We refer to these vertices as the δ -signature vertices of P .

► **Lemma 19.** *Any δ -matching between one-dimensional curves P and Q matches δ -signature vertices of P to points on edges of Q with an endpoint within distance δ .*

Proof. Van der Horst *et al.* [25] proved a generalization of the statement, though here we give a more concise proof. Let $\sigma_1, \dots, \sigma_k$ be the δ -signature vertices of P . Fix a δ -matching φ between P and Q . By definition of the Fréchet distance, φ matches σ_1 to $Q(0)$ and σ_k to $Q(1)$, making the statement hold immediately for these signature vertices. Next consider a signature vertex σ_i , for some $1 < i < k$. Assume that $\sigma_{i-1} < \sigma_i < \sigma_{i+1}$ (the other case is symmetric and hence omitted). Let $Q(x_{i-1}), Q(x_i), Q(x_{i+1})$ be the points on Q matched



■ **Figure 9** The real line \mathbb{R} partitioned into gridcells of size $\alpha\delta$. On the top line the c -bad points are shown in red and the c -good points in green. On the bottom line the gridcells are labelled.

to σ_{i-1} , σ_i and σ_{i+1} , respectively. It follows from the range property that $Q[x_{i-1}, x_{i+1}]$ lies completely left of $\sigma_i + \delta$. Hence the edge of Q containing $Q(x_i)$, which is also an edge of $Q[x_{i-1}, x_{i+1}]$, must have an endpoint in $[Q(x_i), \sigma_i + \delta] \subseteq [\sigma_i - \delta, \sigma_i + \delta]$. ◀

With the above observation, continuous matchings can be seen as (almost) discrete when restricted to signature vertices of one of the curves. We use this to apply ideas of the algorithm for the discrete Fréchet distance by Chan and Rahmati [13].

Their main idea is to identify bad vertices. Consider an infinite grid \mathbb{G} with cellwidth $\alpha\delta$. A point p is c -bad, for some $c \geq 0$, if it is within $c\delta$ of the boundary of \mathbb{G} . Points that are not c -bad are referred to as c -good. See Figure 9. A curve P is c -good if all its vertices are c -good.

Curves with good signatures have a particularly useful property, linking the Fréchet distance to exact string matching. We assume that no vertex of either curve lies on the boundary of \mathbb{G} , which can be achieved by an infinitesimal shift of the curves without affecting the distances between points. We assign unique integer labels to the gridcells, through some order-preserving bijection from \mathbb{Z} , and let $\ell(v)$ denote the label of the gridcell containing a vertex v . The *label curve* of a curve P with vertices p_1, \dots, p_n is the continuous curve with vertices $\ell(p_1), \dots, \ell(p_n)$. The main property linking the Fréchet distance to exact string matching is given in Lemma 22. To prove this lemma, we use the concept of *visiting orders*, introduced by Bringmann *et al.* [6]. A δ -visiting order of a curve P with vertices p_1, \dots, p_n on some curve Q with vertices q_1, \dots, q_m is a sequence of indices $j_1 \leq \dots \leq j_n$ such that $|p_i - q_{j_i}| \leq \delta$ for all i . We use the following results on signatures and visiting orders (rephrased as done in [6]):

► **Lemma 20** ([18, Lemma 3.1]). *For any $\delta \geq 0$ and curve P we have $d_F(P, \Sigma_\delta(P)) \leq \delta$.*

► **Lemma 21** ([18, Lemma 3.2]). *For any $\delta \geq 0$ and curves P and Q with $d_F(P, Q) \leq \delta$, there exists a δ -visiting order of $\Sigma_\delta(P)$ on Q .*

► **Lemma 22.** *Let P be a curve whose δ -signature is 5-good and let Q be an arbitrary curve. If $d_F(P, Q) \leq \delta$ then the label curves of $\Sigma_\delta(P)$ and the $\Sigma_{2\delta}(Q)$ are equal (up to reparameterization). Conversely, if the label curves of $\Sigma_\delta(P)$ and the $\Sigma_{2\delta}(Q)$ are equal, then $d_F(P, Q) \leq (\alpha + 3)\delta$.*

Proof. Let ℓ_1, \dots, ℓ_k be the extrema of the label curve of $\Sigma_\delta(P)$. These labels correspond to subcurves $\Sigma_1, \dots, \Sigma_k$ inside the corresponding gridcells. Note that these subcurves do not combine to make $\Sigma_\delta(P)$, since we ignore labels that are not extreme. We make use of the following claim:

▷ **Claim 23.** Every Σ_i contains a 3δ -signature vertex of P .

Proof. The case where $i \in \{1, k\}$ holds trivially. Hence assume that $1 < i < k$. Further assume without loss of generality that $\ell_{i-1}, \ell_{i+1} < \ell_i$. The curve Σ_i starts and ends on the left boundary of the cell with label ℓ_i , staying inside this cell. Let σ be a rightmost vertex

of Σ_i . We assume for ease of exposition that this vertex is unique. By definition σ is a δ -signature vertex. We show that σ is also a 3δ -signature vertex.

Suppose for a contradiction that σ is not a 3δ -signature vertex. By the range property, there are 3δ -signature vertices σ_j, σ_{j+1} of P with σ on the subcurve between them and $\sigma \in \overline{\sigma_j \sigma_{j+1}}$. Since we assumed the rightmost vertex of Σ_i to be unique, both σ_j and σ_{j+1} cannot be interior to Σ_i , as otherwise the range property would be violated by one of the endpoints of Σ_i . However, this violates the direction-preserving property. This is because the subcurve between σ_j and σ_{j+1} must have edges crossing the left boundary of cell ℓ_i , once from left to right and once from right to left. These edges must both have a length greater than 10δ , as they cross an interval of length 10δ around the boundary where no vertices of $\Sigma_\delta(P)$ lie. Therefore σ must be a 3δ -signature vertex of P . \triangleleft

By Lemmas 20 and 21 there is a 3δ -visiting order of $\Sigma_{3\delta}(P)$ on $\Sigma_{2\delta}(Q)$. By Claim 23 every Σ_i contains a 3δ -signature vertex of P . Recall that these vertices are 5-good. Hence the 3δ -visiting order implies that there is a sequence of 2δ -signature vertices τ_1, \dots, τ_k of Q with each τ_i lying in the same gridcell as Σ_i . All of these vertices are 2-good, because every δ -signature vertex of P is 5-good.

By Lemmas 20 and 21 there is also a 2δ -visiting order of $\Sigma_{2\delta}(Q)$ on $\Sigma_\delta(P)$. This, together with the fact that each τ_i is 2-good, implies that there is a sequence of δ -signature vertices $\sigma'_1, \dots, \sigma'_k$ of P with each σ'_i lying inside the same gridcell as τ_i . The extrema defined by these gridcells are equal to the extrema of the label curve of $\Sigma_\delta(P)$, meaning the label curves of $\Sigma_\delta(P)$ and the $\Sigma_{2\delta}(Q)$ are the same (up to reparameterization).

Next suppose that the label curves of $\Sigma_\delta(P)$ and $\Sigma_{2\delta}(Q)$ are equal. We show that $d_F(P, Q) \leq (\alpha + 3)\delta$. For this, we construct an $\alpha\delta$ -matching between $\Sigma_\delta(P)$ and $\Sigma_{2\delta}(Q)$ by matching points on $\Sigma_\delta(P)$ to points on $\Sigma_{2\delta}(Q)$ inside the same gridcell. This matching naturally has cost at most $\alpha\delta$, and by the triangle inequality and Lemma 20 we get $d_F(P, Q) \leq d_F(P, \Sigma_\delta(P)) + d_F(\Sigma_\delta(P), \Sigma_{2\delta}(Q)) + d_F(\Sigma_{2\delta}(Q), Q) \leq (\alpha + 3)\delta$. \blacktriangleleft

6.2.2 Exit sets for interior good subcurves

Next we give a data structure for constructing approximate exit sets for “interior-good” subcurves of P . We call a subcurve P' of P interior c -good if all interior vertices of its δ -signature are c -good.

Let $P' = P[s_{i-1}, s_{j+1}]$ be an interior 6-good subcurve. Given a point $z = (0, y) \in \mathcal{F}_{\leq \delta}(P', Q)$, we show through a construction that there exists a $(3\alpha/2 + 11, \delta)$ -exit set $E_{3\alpha/2+11}(\{z\})$ consisting of a single connected component. This construction can be performed in $O(\log n \log \log n)$ time, after having preprocessed P and Q into data structures in $O(n \log^2 n)$ time.

Let $P(s_i), P(s_j)$ be the first, respectively last, δ -signature vertices on the interior of P' , and let $P'(s'_i) = P(s_i)$ and $P'(s'_j) = P(s_j)$. We first construct an approximate exit set for $\{z\}$ with respect to $P'[0, s'_i]$ and Q . For this, note that because $P'[0, s'_i] = P[s_{i-1}, s_i]$ is the subcurve between two consecutive signature vertices, we have $d_F(P'[0, s'_i], \overline{P'(0)P'(s'_i)}) \leq \delta$ by Lemma 20. We construct a $(9, 2\delta)$ -exit set for $\{z\}$ with respect to $\overline{P'(0)P'(s'_i)}$ and Q with the data structure of Lemma 18. Note that the returned exit set is of the form $\{1\} \times [y_1, y_2]$, where $Q[y_1, y_2]$ is completely within distance 6δ of $P'(s'_i)$. Observe that the returned exit set is also a $(19, \delta)$ -exit set with respect to $P'[0, s'_i]$ and Q . Indeed, any partial δ -matching between $P'[0, s'_i]$ and Q is also a partial 2δ -matching between $\overline{P'(0)P'(s'_i)}$ and Q , so the exit set contains all δ -reachable points. Conversely, any 18δ -matching between $\overline{P'(0)P'(s'_i)}$ and

Q is also a 19δ -matching between $P'[0, s'_i]$ and Q , so the exit set contains only 19δ -reachable points.

Next we extend the above exit set into one with respect to $P'[0, s'_j]$ and Q . Because $P'[s'_i, s'_j]$ is 6-good, we have by Lemma 22 that the label curves of $\Sigma_\delta(P'[s'_i, s'_j])$ and $\Sigma_{2\delta}(Q[y, y'])$ are the same for any subcurve $Q[y, y']$ within Fréchet distance δ of $P'[s'_i, s'_j]$. Moreover, if the label curves of $\Sigma_\delta(P'[s'_i, s'_j])$ and $\Sigma_{2\delta}(Q[y, y'])$ are equal for some subcurve $Q[y, y']$, then $d_F(P'[s'_i, s'_j], Q[y, y']) \leq (\alpha + 3)\delta$. Observe that for any $y \in [y_1, y_2]$, the label curves of all $Q[y, y']$ are equal, since $Q[y_1, y_2]$ lies within distance 6δ of $P'(s'_i)$ and hence lies inside a single gridcell. Therefore, taking the maximal subcurve $Q[y'_1, y'_2]$ such that the label curves of all $\Sigma_{2\delta}(Q[y, y'])$ with $y \in [y_1, y_2]$ and $y' \in [y'_1, y'_2]$ are equal to that of $\Sigma_\delta(P'[s'_i, s'_j])$, results in an $(\alpha + 3)$ -approximate exit set for all points in $\{0\} \times [y_1, y_2]$.

We show how to construct such an exit set with the following data structure in constant time:

► **Lemma 24.** *We can preprocess P and Q in $O(n)$ time, such that given a subcurve P' of P and a value $y \in [0, 1]$, we can report the interval $[y_1, y_2]$ such that $\Sigma_\delta(P')$ and $\Sigma_{2\delta}(Q[y, y'])$ have the same label curves for any $y' \in [y_1, y_2]$ in constant time.*

Proof. We make use of the string matching data structure of Chan and Rahmati [13]. They show that after preprocessing two strings in linear time, any two substrings can be checked for equality in constant time. The strings we preprocess are those defined by the extrema of the label curves of $\Sigma_\delta(P)$ and $\Sigma_{2\delta}(Q)$. Constructing these signatures (and their label curves) takes $O(n)$ time [18].

Let A and B be the strings defined by the label curves of $\Sigma_\delta(P)$ and $\Sigma_{2\delta}(Q)$, respectively. Let $A[x_1, x_2]$ be the substring of A defined by extrema of the label curve of P corresponding to δ -signature vertices on $P[x_1, x_2]$. Define $B[y_1, y_2]$ analogously. For a given query subcurve $P[x_1, x_2]$, the extrema of the label curve of $\Sigma_\delta(P')$ define the string $\ell(P(x_1)) \circ A[x_1, x_2] \circ \ell(P(x_2))$, with consecutive duplicate characters removed. This affects only the first and last characters in $A[x_1, x_2]$. Symmetrically, given a value y , a subcurve $Q[y, y']$ defines the string $\ell(Q(y)) \circ B[y, y'] \circ \ell(Q(y'))$, with consecutive duplicate characters. This also affects only the first and last characters in $B[y_1, y_2]$.

We perform three tests, with which we determine the interval $[y_1, y_2]$ containing all y' for which the label curves of $\Sigma_\delta(P)$ and $\Sigma_{2\delta}(Q[y, y'])$ are equal. We first test whether $\ell(P(x_1)) = \ell(Q(y))$ by comparing the labels in constant time. We define A' to be the maximal substring of $A[x_1, x_2]$ that does not start at $\ell(P(x_1))$ and does not end at $\ell(P(x_2))$. Because the length of A' is fixed, there is only one possible substring B' of B that can match to it. Specifically, this is the substring of length $|A'|$ starting at the character after $\ell(Q(y))$. We test if $A' = B'$ in constant time. Lastly, we test if $\ell(P(x_2)) = \ell(Q(y'))$. If any of these tests fail, then there is no y' for which $\Sigma_\delta(P)$ and $\Sigma_{2\delta}(Q[y, y'])$ have the same label curves. Otherwise, the maximum interval $[y_1, y_2]$ containing y' for which $Q[y_1, y_2]$ lies inside cell $\ell(P(x_2))$ meets the query requirements. This range can be obtained from the parameterization of B in constant time. ◀

The above gives an $(\alpha + 3, \delta)$ -exit set $\{1\} \times [y'_1, y'_2]$ for all points in $\{0\} \times [y_1, y_2]$, with respect to $P'[s'_i, s'_j]$ and Q . This exit set is also an $(\alpha + 3, \delta)$ -exit set for $\{z\}$, with respect to $P'[0, s'_j]$ and Q .

Finally, we extend the exit set to be an exit set for $\{z\}$ with respect to all of P' and Q . The diameter of $Q[y'_1, y'_2]$ is at most $\alpha\delta$, since it lies inside a single gridcell. Similar to the first exit set, note that because $P'[s'_j, 1] = P[s_j, s_{j+1}]$ is the subcurve between two consecutive signature vertices, we have $d_F(P'[s'_j, 1], P'(s'_j)P'(1)) \leq \delta$ by Lemma 20. We

construct a $(3\alpha/2 + 9, 2\delta)$ -exit set for $\{0\} \times [y'_1, y'_2]$ with respect to $\overline{P'(s'_j)P'(1)}$ and Q , with the data structure of Lemma 18. The returned exit set is also a $(3\alpha + 19, \delta)$ -exit set with respect to $P'[s'_j, 1]$ and Q . By construction, the exit set is a $(3\alpha + 19, \delta)$ -exit set for $\{z\}$ with respect to P' and Q . Lemma 25 follows.

► **Lemma 25.** *We can preprocess P and Q in $O(n \log^2 n)$ time, such that given an interior 6-good subcurve P' of P and a point $z = (0, y)$, we can report a $(3\alpha + 19, \delta)$ -exit set for $\{z\}$ with respect to P' and Q in $O(\log n \log \log n)$ time. The exit set consists of a single connected component.*

6.3 Constructing exit sets in the general case

We extend the result of Lemma 25 to the general case, where we wish to construct an (α, δ) -exit set $E_\alpha(S)$ for a given set $S \subseteq \{0\} \times [0, 1]$ with respect to P and Q , making no assumptions on P . We do make the assumption that S consists of only $O(n)$ connected components. This assumption holds for example for $\mathcal{F}_{\leq \delta}(P, Q) \cap \{0\} \times [0, 1]$, and thus is a natural assumption to make. The algorithm takes $O(n \log^2 n + (n^2/\alpha^2) \log n \log \log n)$ time, roughly matching the current state-of-the-art for the discrete Fréchet distance [13] (although our algorithm is only for the one-dimensional case). We assume $\alpha \geq 22$, to make expressions involving α hold. For $\alpha \in [1, 22)$ we can traverse the entire free space in $O(n^2)$ time, which is faster than the above bound for these values of α .

We first bound the number of 6-bad δ -signature vertices of P and 7-bad vertices of Q . The total number of c -bad points on P and Q can of course be $\Theta(n)$. However, Chan and Rahmati [13] show that by shifting the curves it is always possible to reduce the number of c -bad points to at most cn/α , and show that such a shift can be computed in $O(n)$ time. Hence we assume that the total number of 6-bad δ -signature vertices of P , and 7-bad vertices of Q , is $O(n/\alpha)$. This is achieved by computing a shift with at most $7 \cdot 2n/\alpha = O(n/\alpha)$ 7-bad vertices on both curve combined.

With the fact that every δ -signature vertex of P matches close to vertices of Q (see Lemma 19), we have that the 6-bad δ -signature vertices of P match to points on edges of Q with a 7-bad endpoint. Hence these 6-bad signature vertices have only $O(n/\alpha)$ possible edges to match to. We use these vertices as “bottlenecks” in the free space, and we compute exit sets between bottlenecks. The subcurves between these bottlenecks are interior 6-good, allowing us to use the data structure of Lemma 25 for efficiently constructing exit sets.

We identify the 6-bad δ -signature vertices $\sigma_{i_1}, \dots, \sigma_{i_k}$ of P , and let s_{i_1}, \dots, s_{i_k} be the values determining these vertices. The possible edges a signature vertex can match to correspond to certain *candidate passages* in free space. We report these passages in $O(\log n + n/\alpha)$ time, after $O(n \log n)$ time preprocessing, by storing the vertices of Q in a balanced binary search tree ordered by value, and performing a range reporting query to report those vertices, and their incident edges, close to the signature vertex.

We iteratively go through the 6-bad δ -signature vertices of P . For each vertex σ_{i_j} , we construct an (α, δ) -exit set $E_j = E_\alpha(S_j)$ with respect to $P[s_{i_j}, s_{i_{j+1}}]$ and Q , given the set S_j that is the intersection between E_{j-1} and the candidate passages of σ_{i_j} . We consider both $P(0)$ and $P(1)$ to be 6-bad, even if they are not, and let $\sigma_{i_0} = P(0)$ and $\sigma_{i_{k+1}} = P(1)$. We also set $S_0 = S$.

Suppose we have constructed a set S_j and need to construct a set E_j . For each connected component $\{s_{i_j}\} \times [y_1, y_2]$ in S_j , we construct an (α, δ) -exit set $E_\alpha(\{(0, y_1)\})$ with respect to $P[s_{i_j}, s_{i_{j+1}}]$ and Q . Because $P[s_{i_j}, s_{i_{j+1}}]$ is interior 6-good, this takes only $O(\log n \log \log n)$ time with the algorithm of Lemma 25 (setting $\alpha \leftarrow (\alpha - 19)/3$). Furthermore, $E_\alpha(\{(0, y_1)\})$

consists of a single connected component. We let $E_j = E_\alpha(S_j)$ be the union of all constructed exit sets, which we can construct in $O(|S_{j-1}| \log n \log \log n)$ time by sorting the endpoints and scanning. This is $O(n \log n \log \log n)$ for $j = 1$ and $O((n/\alpha) \log n \log \log n)$ for all other j .

If $j = k$, then E_j is an (α, δ) -exit set for $S_0 = S$ (with respect to P and Q) and we are done. Otherwise, we turn E_j into a suitable set S_{j+1} and repeat the process for E_{j+1} . To turn E_j into S_{j+1} , we intersect E_j with the union of the $O(n/\alpha)$ candidate passages of σ_{j+1} . We report these passages in $O(\log n + n/\alpha)$ time, after which we construct their union in $O((n/\alpha) \log n)$ time by sorting the endpoints of the passages. Using a single scan, the intersection of the two sets can be computed in $O(n/\alpha)$ time, to obtain S_{j+1} in $O((n/\alpha) \log n \log \log n)$ time in total.

Because $k = O(n/\alpha)$, the above construction is repeated $O(n/\alpha)$ times and Theorem 13 follows.

► **Theorem 13.** *Let P and Q be two one-dimensional curves with n vertices. For any $\alpha \geq 1$ and $\delta \geq 0$, we can construct an (α, δ) -exit set $E_\alpha(S)$ for a given set $S \subseteq \{0\} \times [0, 1]$ consisting of $O(n)$ connected components in $O(n \log^2 n + (n^2/\alpha^2) \log n \log \log n)$ time.*

7 An alternative approximation algorithm

Finally, we improve upon the state-of-the-art algorithm by van der Horst *et al.* [25] for the approximate continuous Fréchet distance, by reducing the running time by a logarithmic factor.

We use the simplification of Section 4 to reduce the number of 2δ -narrow monotone pieces on both P and Q to at most dn/α , which by Theorem 1 makes the reachable free space constrained to within $O(n/\alpha)$ blocks of the diagonal. This gives an additive 2α term in the approximation factor. We use the data structure of Corollary 27 for traversing the free space inside a block.

► **Lemma 26.** *We can preprocess a d -dimensional curve P with n vertices in $O(n)$ time, such that given a monotone piece P_i of P and line segment e we can compute the δ -close points on the bottom and top sides of $\mathcal{D}(P_i, e)$ in $O(\log n)$ time.*

Proof. We store the vertices of each monotone piece P_i in a binary search tree T_i . Together with T_i we store for each coordinate whether P_i moves in the positive or negative direction, cutting ties arbitrarily. Preprocessing P takes $O(n)$ time, since the vertices are sorted after scanning over P .

Given a monotone piece P_i and query line segment e , we compute the δ -close points on the bottom and top sides of $\mathcal{D}(P_i, e)$ by computing the at most two maximal subcurves of P_i that are within distance δ of the endpoints of e . The subcurve close to the first endpoint of e corresponds to the δ -close points on the bottom side of $\mathcal{D}(P_i, e)$, while the other subcurve corresponds to the δ -close points on the top side.

Let q be an endpoint of e and let R be the axis-parallel hypercube centered at q with diameter δ . Since we know the direction of P_i , we can apply binary search over the vertices of P_i to find the first and last vertices of P_i inside R . With T_i this takes $O(\log |P_i|)$ time. Computing the maximal subcurve inside R takes constant additional time, as we merely have to compare the edges incident to the reported vertices with the boundary of R . Thus after $O(\log |P_i|) = O(\log n)$ time, we have computed the subcurve of P_i that is within distance δ of q , which corresponds to the δ -close points on the bottom and top sides of $\mathcal{D}(P_i, e)$. ◀

By preprocessing P and Q separately as above, we can efficiently traverse the free space within a block $B_{i,j}$ from bottom to top by iteratively considering the edges of Q_j together

with all of P_i . We can traverse $B_{i,j}$ from left to right in a symmetric manner. This leads to the following result.

► **Corollary 27.** *We can preprocess P and Q in $O(n)$ time, such that given a block $B_{i,j}$ and all δ -reachable points on the bottom and left sides of $B_{i,j}$, represented by two horizontal and vertical line segments, we can compute all δ -reachable points on the top and right sides of $B_{i,j}$ in $O((|P_i| + |Q_j|) \log n)$ time.*

By Theorem 1 each monotone piece of P and Q corresponds to only $O(n/\alpha)$ blocks containing parts of the reachable free space. Using the data structure of Corollary 27 to traverse these blocks, we get a free space traversal algorithm with running time

$$O\left((n/\alpha) \cdot \left[\sum_i |P_i| + \sum_j |Q_j| \right] \log n\right) = O((n^2/\alpha) \log n).$$

This is summarized in Theorem 28.

► **Theorem 28.** *Let P and Q be two d -dimensional curves with n vertices. Let $\alpha \geq 1$ and $\delta \geq 0$. We can decide whether $d_F(P, Q) \leq (1 + 2\alpha)\delta$ or $d_F(P, Q) > \delta$ in $O(n + (n^2/\alpha) \log n)$ time.*

To turn this decision algorithm into an approximation algorithm for the Fréchet distance, we apply the black box technique of Colombe and Fox [15]. For any $\varepsilon \in (0, 1]$, this increases the running time by a factor $\log(n/\varepsilon)$ and the approximation factor by a factor $(1 + \varepsilon)$. We set $\varepsilon = 1$ for concreteness, giving an $O(n \log n + (n^2/\alpha) \log^2 n)$ time $(2 + 4\alpha)$ -approximation algorithm for the Fréchet distance. To turn this algorithm into an α -approximation algorithm running in the same time bound, we set $\alpha \leftarrow (\alpha - 2)/4$ for $\alpha \geq 6$, and run the exact quadratic time decision algorithm of Alt and Godau [2] for $\alpha \in [1, 6)$. This gives the following result:

► **Theorem 29.** *Let P and Q be two d -dimensional curves with n vertices. For any $\alpha \geq 1$ we can compute an α -approximation to $d_F(P, Q)$ in $O(n \log n + (n^2/\alpha) \log^2 n)$ time.*

8 Concluding remarks

We presented faster approximation algorithms for computing the continuous Fréchet distance between curves. For the one-dimensional case in particular, our algorithm significantly improves upon previous results. Our curve simplification procedure proves to be a valuable tool in speeding up the one-dimensional algorithm, and we are confident that future approximation algorithms can make use of the simplification as well.

While we used the simplification for curves in general dimensions, lowering the complexity of the reachable free space by a factor α (in terms of blocks), we have not been able to take advantage of this lower complexity with the existing result of van der Horst *et al.* [25]. Instead, we currently traverse this lower-complexity space somewhat naively. We expect that our one-dimensional algorithm can be adapted to work in higher dimensions as well, taking advantage of the lower complexity to yield a faster algorithm. The main hurdle is the time required to compare two “good” subcurves. In one dimension this takes merely constant time using string matching. In higher dimensions however, where we define a curve as good if the endpoints of all its monotone pieces are good, we currently see no sublinear time algorithm for this, even after preprocessing. The problem here is that a monotone piece may increase the complexity of the label curve beyond linear, and obtaining a linear bound even when approximations are allowed seems challenging.

References

- 1 Pankaj K. Agarwal, Rinat Ben Avraham, Haim Kaplan, and Micha Sharir. Computing the discrete Fréchet distance in subquadratic time. *SIAM Journal on Computing*, 43(2):429–449, 2014. doi:10.1137/130920526.
- 2 Helmut Alt and Michael Godau. Computing the Fréchet distance between two polygonal curves. *International Journal of Computational Geometry & Applications*, 5:75–91, 1995. doi:10.1142/S0218195995000064.
- 3 Boris Aronov, Sariel Har-Peled, Christian Knauer, Yusu Wang, and Carola Wenk. Fréchet distance for curves, revisited. In *Proc. 14th Annual European Symposium on Algorithms (ESA)*, pages 52–63, 2006. doi:10.1007/11841036_8.
- 4 Manuel Blum, Robert W. Floyd, Vaughan R. Pratt, Ronald L. Rivest, and Robert Endre Tarjan. Time bounds for selection. *Journal of Computer and System Sciences*, 7(4):448–461, 1973. doi:10.1016/S0022-0000(73)80033-9.
- 5 Karl Bringmann. Why walking the dog takes time: Fréchet distance has no strongly subquadratic algorithms unless SETH fails. In *Proc. 55th Annual Symposium on Foundations of Computer Science (FOCS)*, pages 661–670, 2014. doi:10.1109/FOCS.2014.76.
- 6 Karl Bringmann, Anne Driemel, André Nusser, and Ioannis Psarros. Tight bounds for approximate near neighbor searching for time series under the Fréchet distance. In *Proc. 33rd Annual ACM-SIAM Symposium on Discrete Algorithms (SODA)*, pages 517–550. SIAM, 2022. doi:10.1137/1.9781611977073.25.
- 7 Karl Bringmann and Marvin Künnemann. Improved approximation for Fréchet distance on c-packed curves matching conditional lower bounds. *International Journal of Computational Geometry & Applications*, 27(1-2):85–120, 2017. doi:10.1142/S0218195917600056.
- 8 Karl Bringmann and Wolfgang Mulzer. Approximability of the discrete Fréchet distance. *Journal of Computational Geometry*, 7(2):46–76, 2016. doi:10.20382/jocg.v7i2a4.
- 9 Kevin Buchin, Maike Buchin, Wouter Meulemans, and Wolfgang Mulzer. Four soviets walk the dog: Improved bounds for computing the Fréchet distance. *Discrete & Computational Geometry*, 58(1):180–216, 2017. doi:10.1007/s00454-017-9878-7.
- 10 Kevin Buchin, Tim Ophelders, and Bettina Speckmann. SETH says: Weak Fréchet distance is faster, but only if it is continuous and in one dimension. In *Proc. 30th Annual ACM-SIAM Symposium on Discrete Algorithms (SODA)*, pages 2887–2901, 2019. doi:10.1137/1.9781611975482.179.
- 11 Maike Buchin, Ivor van der Hoog, Tim Ophelders, Lena Schlipf, Rodrigo I. Silveira, and Frank Staals. Efficient Fréchet distance queries for segments. In *Proc. 30th Annual European Symposium on Algorithms (ESA)*, pages 29:1–29:14, 2022. doi:10.4230/LIPIcs.ESA.2022.29.
- 12 Erin Wolf Chambers, Elizabeth Munch, and Tim Ophelders. A family of metrics from the truncated smoothing of Reeb graphs. In *Proc. 37th International Symposium on Computational Geometry (SoCG)*, pages 22:1–22:17, 2021. doi:10.4230/LIPIcs.SoCG.2021.22.
- 13 Timothy M. Chan and Zahed Rahmati. An improved approximation algorithm for the discrete Fréchet distance. *Information Processing Letters*, 138:72–74, 2018. doi:10.1016/j.ipl.2018.06.011.
- 14 Lei Chen, M. Tamer Özsu, and Vincent Oria. Robust and fast similarity search for moving object trajectories. In *Proc. 31st ACM SIGMOD International Conference on Management of Data (SIGMOD)*, pages 491–502, 2005. doi:10.1145/1066157.1066213.
- 15 Connor Colombe and Kyle Fox. Approximating the (continuous) Fréchet distance. In *Proc. 37th International Symposium on Computational Geometry (SoCG)*, pages 26:1–26:14, 2021. doi:10.4230/LIPIcs.SoCG.2021.26.
- 16 Anne Driemel and Sariel Har-Peled. Jaywalking your dog: Computing the Fréchet distance with shortcuts. *SIAM Journal on Computing*, 42(5):1830–1866, 2013. doi:10.1137/120865112.
- 17 Anne Driemel, Sariel Har-Peled, and Carola Wenk. Approximating the Fréchet distance for realistic curves in near linear time. *Discrete & Computational Geometry*, 48(1):94–127, 2012. doi:10.1007/s00454-012-9402-z.

- 18 Anne Driemel, Amer Krivosija, and Christian Sohler. Clustering time series under the Fréchet distance. In *Proc. 27th Annual Symposium on Discrete Algorithms (SODA)*, pages 766–785, 2016. doi:10.1137/1.9781611974331.ch55.
- 19 Thomas Eiter and Heikki Mannila. Computing discrete Fréchet distance. Technical report, Vienna University of Technology, 1994.
- 20 Harold N. Gabow, Jon Louis Bentley, and Robert Endre Tarjan. Scaling and related techniques for geometry problems. In *Proc. 16th Annual ACM Symposium on Theory of Computing (STOC)*, pages 135–143, 1984. doi:10.1145/800057.808675.
- 21 Michael Godau. A natural metric for curves - computing the distance for polygonal chains and approximation algorithms. In *Proc. 8th Annual Symposium on Theoretical Aspects of Computer Science (STACS)*, pages 127–136, 1991. doi:10.1007/BFb0020793.
- 22 Joachim Gudmundsson, Majid Mirzanezhad, Ali Mohades, and Carola Wenk. Fast Fréchet distance between curves with long edges. *International Journal of Computational Geometry & Applications*, 29(2):161–187, 2019. doi:10.1142/S0218195919500043.
- 23 Xiao-Ying Liu and Chuan-Lun Ren. Fast subsequence matching under time warping in time-series databases. In *Proc. 12th International Conference on Machine Learning and Cybernetics (ICML)*, pages 1584–1590, 2013. doi:10.1109/ICMLC.2013.6890855.
- 24 Mario E. Munich and Pietro Perona. Continuous dynamic time warping for translation-invariant curve alignment with applications to signature verification. In *Proc. 7th International Conference on Computer Vision (ICCV)*, pages 108–115, 1999. doi:10.1109/ICCV.1999.791205.
- 25 Thijs van der Horst, Marc J. van Kreveld, Tim Ophelders, and Bettina Speckmann. A sub-quadratic n^ε -approximation for the continuous Fréchet distance. In *Proc. ACM-SIAM Symposium on Discrete Algorithms (SODA)*, pages 1759–1776, 2023. doi:10.1137/1.9781611977554.ch67.
- 26 Jean Vuillemin. A unifying look at data structures. *Communications of the ACM*, 23(4):229–239, 1980. doi:10.1145/358841.358852.