

# Benchmarking Large Language Models in Complex Question Answering Attribution using Knowledge Graphs

Nan Hu<sup>1</sup>, Jiaoyan Chen<sup>2</sup>, Yike Wu<sup>1</sup>, Guilin Qi<sup>1</sup>, Sheng Bi<sup>1</sup>, Tongtong Wu<sup>3</sup> and Jeff Z. Pan<sup>4</sup>

<sup>1</sup>School of Computer Science and Engineering, Southeast University

<sup>2</sup>Department of Computer Science, The University of Manchester

<sup>3</sup>Monash University <sup>4</sup>School of Informatics, The University of Edinburgh  
nanhu@seu.edu.cn

## Abstract

The attribution of question answering is to provide citations for supporting generated statements, and has attracted wide research attention. The current methods for automatically evaluating the attribution, which are often based on Large Language Models (LLMs), are still inadequate, particularly in recognizing subtle differences between attributions, and complex relationships between citations and statements. To compare these attribution evaluation methods and develop new ones, we introduce a set of fine-grained categories (i.e., supportive, insufficient, contradictory and irrelevant) for measuring the attribution, and develop a Complex Attributed Question Answering (CAQA) benchmark by leveraging knowledge graphs (KGs) for automatically generating attributions of different categories to question-answer pairs. Our analysis reveals that existing evaluators perform poorly under fine-grained attribution settings and exhibit weaknesses in complex citation-statement reasoning. Our CAQA benchmark, validated with human annotations, emerges as a promising tool for selecting and developing LLM attribution evaluators.

## 1 Introduction

Generative large language models (LLMs) [Brown *et al.*, 2020; OpenAI, 2023; Touvron *et al.*, 2023a] are increasingly adept together with search engines to produce textual statements as answers to natural language questions. However, their tendency to generate confident yet inaccurate or “hallucinated” content [Ji *et al.*, 2023] can be particularly problematic in high-stakes domains such as medicine [Lee *et al.*, 2023] and law [Volokh, 2023]. In response to this challenge, question answering with attribution has been proposed, where not only answers but also citations (or evidence snippets) for supporting the answers are output [Menick *et al.*, 2022; Rashkin *et al.*, 2023; Bohnet *et al.*, 2022; Li *et al.*, 2023a]. Such models are essential for enhancing user trust and reliability in real systems.

Despite their potential, current state-of-the-art implementations of attributed question answering, exemplified in generative LLMs and search engines like Bing Chat, perplexity.ai

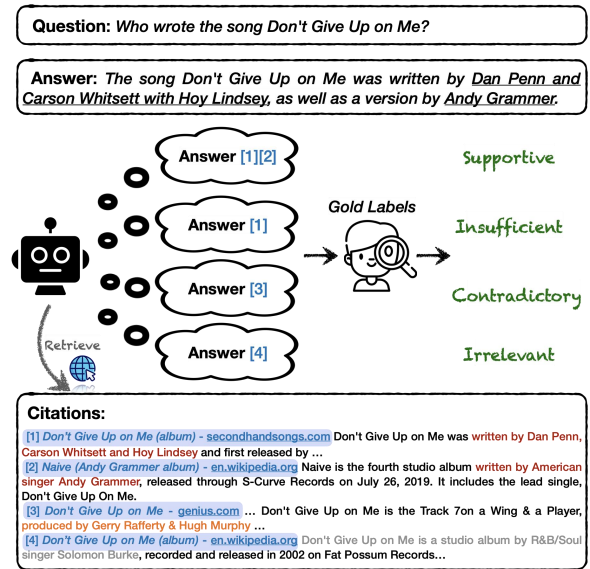


Figure 1: Attributed QA is to generate answers with citations for a question. In this study, we have four fine-grained attribution categories: *supportive*, *insufficient*, *contradictory*, and *irrelevant*.

and YouChat<sup>1</sup>, still has much space for further improvement. [Liu *et al.*, 2023] manually examine these systems and observe that less than 52% of generated sentences are fully supported by their citations. This gap highlights the urgent need for more effective approaches to ensure the attribution, and in fact, this is being studied more and more widely [Li *et al.*, 2023a].

One critical research question is how to evaluate the attributions. Currently, there is a lack of robust evaluation methods capable of continually assessing the performance of attribution models. The predominant evaluation method still relies on manual labour [Liu *et al.*, 2023; Bohnet *et al.*, 2022; Gao *et al.*, 2023b; Kamaloo *et al.*, 2023], which is reliable but costly and unsustainable. Automatic evaluation methods like AutoAIS [Gao *et al.*, 2023a; Gao *et al.*, 2023b; Bohnet *et al.*, 2022] and AttrScore [Yue *et al.*, 2023] have been proposed, but they fall short in detecting subtle differences in attributions. AutoAIS can only distinguish whether

<sup>1</sup>bing.com/new, perplexity.ai, https://you.com/

citations *support* or *not support* the generated answer, while AttrScore further divides the situation of *not support* into *extrapolatory* and *contradictory*. We argue that these categories do not fully cover the situations of attribution and may fail to accurately and comprehensively measure the attribution performance [Gao *et al.*, 2023b; Liu *et al.*, 2023]. To bridge this gap, we introduce a more fine-grained attribution categorization with categories of *supportive*, *insufficient*, *contradictory*, and *irrelevant* (see Fig. 1), which can enable more precise identification of different errors of attributions.

Furthermore, we construct a Complex Attributed Question Answering (CAQA) benchmark utilising knowledge graphs (KGs), which are composed of relational facts in form of triples such as (London, capitalOf, The UK) for representing graph structured data [Hogan *et al.*, 2021], to compare the evaluation methods and develop better ones. Different from the existing benchmarks (see Table 1), CAQA has a larger scale, more fine-grained attribution categories, and different levels of reasoning complexity in attributing the answers. Specifically, we develop an automatic method to generate the benchmark given a KG and a KG question answering dataset which includes question-answer pairs and corresponding KG queries that return the answers. The method utilises the query to get KG sub-graphs as the seeds for constructing the citations to support the answer. These sub-graphs are extended by different rules with more logical operators for higher reasoning complexity, edited by different strategies for more attribution categories, and transformed into natural language citations by prompting ChatGPT. This approach is configurable for generating attributed QA benchmarks with different features, and adaptable to different KGs and KGQA datasets.

To summarize, our main contributions are as follows.

- We define more fine-grained attribution categories including *supportive*, *insufficient*, *contradictory* and *irrelevant* considering different errors in attribution, and four types of attribution to measure the reasoning complexity of attribution according to different forms of citations.
- We develop an automatic manner for generating benchmarks of attributed QA using KGs, and accordingly produce one such benchmark with a larger scale, more fine-grained attribution categories and more complex attribution cases.
- We compare and analyze various automatic QA attribution evaluators together with manual evaluation using the generated benchmark, and find that some LLMs such as Vicuna (13B) can act as good evaluators when they are fine-tuned.

## 2 Related Work

### 2.1 Attributed Question Answering with LLMs

Generative LLMs now lead the performance in QA, but often produce hallucinations [Ji *et al.*, 2023; Xiao and Wang, 2021; Wang and Sennrich, 2020; Shuster *et al.*, 2021]. To alleviate this issue, some explorations [Menick *et al.*, 2022; Nakano *et al.*, 2021; Gao *et al.*, 2023b] train LLMs to answer questions while providing citations. Some other studies propose to augment LLMs with external tools [Mialon *et al.*, 2023; Shen *et al.*, 2023; Schick *et al.*, 2023] such as retrievers [Han *et al.*, 2023; Shi *et al.*, 2023; Asai *et al.*, 2023; Izacard *et al.*, 2022] and search engines [Nakano *et al.*, 2021; Komeili *et al.*, 2021], where external references are incorporated for generating references and citations for supporting the answer statements. However, the validity of such attributions remains questionable, and their automatic evaluation is still an open research question.

*et al.*, 2023; Shen *et al.*, 2023; Schick *et al.*, 2023] such as retrievers [Han *et al.*, 2023; Shi *et al.*, 2023; Asai *et al.*, 2023; Izacard *et al.*, 2022] and search engines [Nakano *et al.*, 2021; Komeili *et al.*, 2021], where external references are incorporated for generating references and citations for supporting the answer statements. However, the validity of such attributions remains questionable, and their automatic evaluation is still an open research question.

### 2.2 Evaluating Question Answering Attributions

To detect attribution errors, current evaluation methods predominantly depend on human annotation, which is costly and very inefficient [Nakano *et al.*, 2021; Bohnet *et al.*, 2022; Liu *et al.*, 2023; Rashkin *et al.*, 2023; Muller *et al.*, 2023]. For example, annotating a single (question, answer, citation) example can cost around \$1 [Liu *et al.*, 2023]. This often burdens users with the responsibility of manual verification in practical applications.

Recent studies [Gao *et al.*, 2023a; Gao *et al.*, 2023b; Bohnet *et al.*, 2022; Li *et al.*, 2023b] have utilized large language models (LLMs) specifically designed for natural language inference (NLI) tasks to automatically assess attributions. These models determine whether a given citation adequately supports an answer statement, modeling as a binary classification task. While Yue *et al.* [Yue *et al.*, 2023] categorized attributions as 1) attributable, 2) extrapolatory, or 3) contradictory, our method identifies four detailed attribution labels, addressing limitations in their framework such as partial support or irrelevant citations. We also introduce a novel aspect: controlling for attribution complexity, making this the first study to examine how reasoning complexity influences attribution accuracy.

## 3 Definitions in Question Answering Attribution

### 3.1 Task Formulation

This paper studies the evaluation of question answering evaluation, which is to verify whether one or multiple citations that state facts can sufficiently support a generated answer statement to a user’s natural language question. Formally, given a question  $q$ , an answer statement  $a$  and a citation  $c$ , the objective of the attributable evaluation method is to map them to an attribution category  $t$  (a.k.a. class label). Note that  $q$ ,  $a$  and  $c$  are all in natural language. This mapping can be represented by the function  $\mathcal{F} : \mathcal{Q} \times \mathcal{A} \times \mathcal{C} \mapsto \mathcal{T}$ , where  $\mathcal{Q}$ ,  $\mathcal{A}$  and  $\mathcal{C}$  denote all the questions, answers and citations, respectively, and  $\mathcal{T}$  denotes a set of candidate categories, such as  $\{\textit{supportive}, \textit{insufficient}, \textit{contradictory}, \textit{irrelevant}\}$  which indicates whether “the citation  $c$  is supportive, insufficient, contradictory or irrelevant to the answer  $a$  of the query  $q$ .”

### 3.2 Fine-grained Attribution Categorization

In this paper, we analyse the performance of practical attributed LLMs on attributed QA benchmarks [Gao *et al.*, 2023b; Liu *et al.*, 2023], and then propose advancing this task by introducing a more fine-grained categorization. Specifically, we classify attributions into four distinct categories:

Benchmarks	Scale	Reasoning Type	Attribution Categories
Bohnet et al. [Bohnet et al., 2022]	23,000	I	S/N
Liu et al. [Liu et al., 2023]	11,037	I	S/P/N
ALCE* [Gao et al., 2023b]	800	I, II	S/P/N
HAGRID [Kamalloo et al., 2023]	2,638	I, II	S/N
ExpertQA [Malaviya et al., 2023]	2,177	I, II	S/N
AttrEval [Yue et al., 2023]	67.8K	I, III, IV	S/C/E
CAQA (Ours)	161.1K	I, II, III, IV	S/IN/C/IR

I: Single      II: Union      III: Intersection      IV: Concatenation  
S: Supportive      N: No-supportive      P: Partially supportive  
C: Contradictory      E: Extrapolatory      IN: Insufficient      IR: Irrelevant

Table 1: Comparison of CAQA to other benchmarks. The upper five benchmarks are manually constructed, while the lower two benchmarks are automatically constructed. For ALCE, we consider its manually annotated attribution labels. The reasoning types are to indicate the level of attribution complexity (see Table 2 for their definitions).

- **Supportive (Sup.):** The cited citation fully supports the answer statement.
- **Insufficient (Ins.):** The cited citation lacks all the evidence needed to reason out the answer statement.
- **Contradictory (Con.):** The cited citation supports the reasoning process of the answer statement but comes to a different conclusion than the answer statement.
- **Irrelevant (Irr.):** The cited citation is not relevant to the answer statement and it is not helpful in answering the question.

Fig. 1 provides examples of the four attribution categories. The key facts in the generated answer to the question “*Who wrote the song Don’t Give Up on Me?*” are “*Dan Penn and Carson Whitsett with Hoy Lindsey*” and “*Andy Grammer*”. The figure lists all potential citations that may be used in different scenarios during the generation process. In the **supportive** scenario, the answer is supported by citations [1] and [2]: citation [1] provides information that the song was written by “*Dan Penn, Carson Whitsett, and Hoy Lindsey,*” while citation [2] identifies “*Andy Grammer*” as the songwriter for the song. The **insufficient** scenario occurs when only citation [1] is cited, omitting the essential information needed to fully support the final answer. In the **contradictory** scenario, citation [3] is used, which states that “*Gerry Rafferty & Hugh Murphy*” wrote the song, contradicting the information in the generated answer. The **irrelevant** scenario involves citing source [4], which discusses the album of the same name but provides no information about the songwriters, contributing nothing to the answer. Note that while attributed LLMs may sometimes give an incorrect answer, this study assumes the answer is correct and focuses primarily on the attribution.

### 3.3 Attribution Complexity

Prior work has not fully explored varying levels of the difficulty encountered in inferring the answer with the given citations. We attempt to measure the reasoning complexity of attribution by dividing the attribution complexity into four types according to the form of supporting facts in the citations (See Table 2 for examples):

- **Single (S., Type I):** The answer statement is supported by a fact from a single citation.

- **Union (U., Type II):** The answer statement is supported by independent facts from multiple citations.
- **Intersection (I., Type III):** The answer statement is supported by facts of some common entities from multiple citations.
- **Concatenation (C., Type IV):** The answer statement is supported by chains of facts consisting of multiple citations.

In our study, the two basic types (Intersection and Concatenation) may be combined into more complex types, due to our extended operations on examples of these two basic types, as introduced in Section 4.2.

## 4 Benchmark Construction Methodology using Knowledge Graph

In this section, we present our automated approach that leverages KGs to construct attributed question answering benchmarks. Section 4.1 details the data preparation steps essential for our methodology. Subsequently, Section 4.2 delves into the core processes employed in constructing these benchmarks.

### 4.1 KGQA and Logical Queries

We construct the attributed QA benchmark built on top of an existing knowledge graph question answering (KGQA) dataset and its associated KG. This is primarily motivated by two observations: Firstly, KGQA is a popular task with substantial open resources, as evidenced by 25 KGQA datasets for 5 different KGs reported in [Jiang and Usbeck, 2022]). Secondly, existing KGQA datasets contain high-quality question-answer pairs and corresponding KG logical queries (which are often in SPARQL) for inferring the answers, although they lack attribution statements in natural language. By utilising the existing datasets, we streamline the base question-answer pair collection process, allowing us to focus on the attributions.

Each KGQA dataset is composed of samples in the form of  $S = (q_0, a_0, l)$ , with  $q_0$  denoting a natural language question,  $a_0$  denotes the answer entity, and  $l$  denotes a KG logical query. Our data collection focuses on samples where the KG

Complexity	Examples	Reasoning Graphs
Single (I)	<p><b>Question:</b> NPR all things considered appears in what radio program episode?</p> <p><b>Answer:</b> The radio program episode in which NPR All Things Considered appears is Remorse: The 14 Stories of Eric Morse [1].</p> <p><b>Citations:</b> [1] <i>Remorse: The 14 Stories of Eric Morse is an episode of the radio program All Things Considered...</i></p>	
Union (II)	<p><b>Question:</b> What is the profession of richard scott?</p> <p><b>Answer:</b> Richard Scott is a name shared by individuals in various professions, including those who are artist and doctor [1][2].</p> <p><b>Citations:</b> [1] <i>Richard Scott was a Scottish medical doctor who was the ...</i> [2] <i>Richard Scott is a South African artist, ...</i></p>	
Intersection (III)	<p><b>Question:</b> The computer designer for Macintosh 128k and NeXT computer was whom?</p> <p><b>Answer:</b> The computer designer for Macintosh 128k and NeXT computer was Steve Jobs [1][2].</p> <p><b>Citations:</b> [1] <i>The computer designer for Macintosh 128k was Jerry Manock, an industrial designer who worked with Steve Jobs to develop the vertical body ...</i> [2] <i>...Several former Apple employees followed Jobs to NeXT, including Joanna Hoffman, Bud Tribble, George Crow, Rich Page...</i></p>	
Concatenation (IV)	<p><b>Question:</b> What are the official languages in the politician Mohammad Najibullah's country?</p> <p><b>Answer:</b> Pashto and Dari are the official languages in the politician Mohammad Najibullah's country. [1][2].</p> <p><b>Citations:</b> [1] <i>Mohammad Najibullah was the president of Afghanistan from 1986 to 1992 ...</i> [2] <i>Afghanistan s a multilingual country, where Pashto and Dari (a dialect of Persian) are the official languages with ...</i></p>	

Table 2: Examples of the four complexity types. Reasoning Graphs show the reasoning relationships between citations-answers. Green represents content associated with the answer, gray indicates excluded content, and orange indicates the common term connecting the citations.

logical query falls into one of three types: single-triple, path-like, or tree-like queries. As shown in the first three columns in Table 3, a single triple query denoted as  $(e_0, r_0, ?a)$  indicates that the answer entity  $?a$  can be queried through the subject entity  $e_0$  and the KG relation  $r_0$ . A path-like query denoted as  $[e_0, r_0, ?v_1, \dots, ?v_{n-1}, r_{n-1}, ?a]$  represents that the answer entity  $?a$  can be queried through the subject entity  $e_1$  starting through  $n$ -hopping relations and  $n - 1$  intermediate variable entities  $?v$ . In particular, the path-like query is equivalent to the single-triad query when  $n = 1$ . A tree-like query formulated as  $\bigwedge_{i=0}^{n-1} (e_i, r_i, ?a)$ , involves  $n$  distinct triples with different subject entities converging to the same answer entity.

## 4.2 Benchmark Construction

Given a KGQA dataset and its corresponding KG, the construction of a QA attribution benchmark includes three main steps: 1) Extension of KG Queries, where we add logical operators to enhance the complexity of the original queries in the KGQA dataset; 2) Generation of Structured Attributions, which is to extract varied KG subgraphs for different attribution categories; 3) Generation of Textual Attributions, where the KG sub-graphs are transformed into textual citations, questions are expanded and answers are rephrased.

### Extension of KG Queries

For each KGQA example  $S = (q_0, a_0, l)$ , we extend the original logical query  $l$  to  $l'$  using specific query extension rules. These rules are designed based on the logical operations *intersection* (a.k.a conjunction,  $\wedge$ ) and *union* (a.k.a disjunction,  $\vee$ ) [Ren et al., 2023].

Table 3 describes the extension rules for the extension process. For a single-triple query  $l$ , we apply *union* to extend

it. Initially, we retrieve entities in the KG sharing the same name as  $e_0$  in  $l$ , resulting in a set  $\{e_1, \dots, e_m\}$ , where  $m$  represents the total number of entities retrieved, which can be zero. Subsequently, we generate logical queries  $(e_1, r_0, ?a), \dots, (e_m, r_0, ?a)$  by combining the retrieved entities and the relation  $r_0$  from  $l$ . These queries are then merged with  $l$  via *union* to construct a union-tree-like query structure, implying that the final answer is a union of the set of answers obtained from each subquery. For a path-like query or a tree-like query, we apply the *intersection* operation in two ways. The first way involves identifying the unique subject entity  $e_1$  in the path-like query or selecting a random subject entity  $e_k$  in the tree-like query. We then retrieve a corresponding triple  $(e_1, r_{n+1}, e_{n+1})$  or  $(e_k, r_{n+1}, e_{n+1})$  in the KG, where  $r_{n+1}$  is a relation not included in  $l$ . This newly identified triple is then appended to  $l$  ( $e_1$  or  $e_k$  are connected nodes). After this extension process, the structure of a path-like query and a tree-like query remains the same. In the second way, we add to  $l$  a new query  $(e_{n+1}, r_{n+1}, ?a)$ . The intersection of the answer entity obtained by the new query with that obtained by  $l$  is ensured to be non-empty. Through this extension, both the path-like query and tree-like query are converted into the tree-like query.

For both a path-like query (where  $n \geq 2$ ) and a tree-like query, two intersection extensions are equally probable. In contrast, the single-triple query, as a particular case of path-like queries, undergoes four actions with equal likelihood: union extension, two intersection extensions, and no extension (to preserve some single-triple queries). The resulting queries are of four types: single-tree query, union-tree-like query, tree-like query and path-like query, which correspond to the single, union, intersection and concatenation types of

Original Query $l$			Extended Query $l'$		
Definitions	Structures	Examples	Definitions	Structures	Examples
$(e_0, r_0, ?a)$	S.		$(e_0, r_0, ?a)$ $\vee (e_1, r_0, ?a) \vee \dots \vee (e_m, r_0, ?a)$	U.	
$[e_0, r_0, ?v_1, \dots, ?v_{n-1}, r_{n-1}, ?a]$	P.		$[e_0, r_0, ?v_1, \dots, ?v_{n-1}, r_{n-1}, ?a]$ $\wedge (e_n, r_n, e_1)$	P.	
			$[e_0, r_0, ?v_1, \dots, ?v_{n-1}, r_{n-1}, ?a]$ $\wedge (e_n, r_n, ?a)$	T.	
$\wedge_{i=0}^{n-1} (e_i, r_i, ?a)$	T.		$\wedge_{i=0}^{n-1} (e_i, r_i, ?a), i \neq k$ $\wedge (e_n, r_n, e_k) \wedge (e_k, r_k, ?a)$	T.	
			$\wedge_{i=0}^{n-1} (e_i, r_i, ?a) \wedge (e_n, r_n, ?a)$	T.	

Table 3: The rules for each type of original query  $l$  to the extended query  $l'$ , utilizing two query operations: intersection ( $\wedge$ ) and union ( $\vee$ ). All queries are classified according to their structure as single-triple (S.) queries, path-like (P.) queries, tree-like (T.) queries and union-tree-like (U.) queries. The ‘Examples’ column presents corresponding graph representations for the case where  $n = 2$ ,  $m = 2$ , and  $k = 0$ . In these graphs, grey nodes represent variables for answer entities, white nodes represent entities or variables for intermediate entities.

the attribution complexity, respectively.

### Generation of Structured Attributions

We first obtain a KG subgraph  $\mathcal{G}$  by grounding each extended query  $l'$  in the KG, which returns the entities that are assigned to all the variables in the query for inferring the answer. Such a subgraph  $\mathcal{G}$  is regarded as the structured attribution to support the answer to the question, and it belongs to the attribution category of *supportive*. To get structured attributions of the other three categories, i.e., *insufficient*, *contradictory*, and *irrelevant*, we have the following strategies to edit the subgraph  $\mathcal{G}$ .

**Insufficient** We obtain the *insufficient* subgraph  $\mathcal{G}_{In}$ , which cannot fully support the acquisition of the answer, using a subgraph deletion strategy. If  $l'$  is a path-like query, we randomly delete one triple in the subgraph  $\mathcal{G}$ . If  $l'$  is a tree-like query or a union-tree query, we randomly delete a path from one of the subject entity to the answer. If  $l'$  is the single-triple query, the delete operation is not performed.

**Contradictory** We obtain the *contradictory* subgraph  $\mathcal{G}_C$ , whose reasoning results contradict the answer, by replacing the answer entity in  $\mathcal{G}$  with a non-answer entity that has the same type as the answer entity. For  $l'$  involving the intersection operation, we replace the answer entity in  $\mathcal{G}$ . For  $l'$  involving the union operation, we replace one of the answer entities in  $\mathcal{G}$ .

**Irrelevant** We obtain the *irrelevant* subgraph  $\mathcal{G}_{Ir}$ , which is not associated with the answer, by selecting another subgraph in KG. For each subgraph  $\mathcal{G}$ , we retrieve the KG to obtain a subgraph  $\mathcal{G}_{Ir}$  that has the same structure as  $\mathcal{G}$  but involves completely different entities and relations (except for the subject entity in  $\mathcal{G}$ ).

Classes		Train	Test	Total
		137,211	23,963	161,174
Categories	Sup.	39,489	6,668	46,157
	Ins.	28,868	5,065	33,933
	Con.	36,620	6,423	43,043
	Irr.	32,234	5,807	38,041
Complexity Levels	S.	53,795	9,043	62,838
	C.	46,783	8,455	55,238
	U.	5,347	886	6,233
	I.	31,286	5,579	36,865

Table 4: CAQA statistics across different attribution categories and different attribution complexity levels.

### Generation of Natural Language Questions, Answers and Attributions

We employ GPT-3.5-turbo with prompts to transform the subgraphs of  $\mathcal{G}$ ,  $\mathcal{G}_{In}$ ,  $\mathcal{G}_C$  and  $\mathcal{G}_{Ir}$  into natural language citations of categories of *supportive*, *insufficient*, *contradictory* and *irrelevant*, respectively. Additionally, if the original logical query  $l$  performs an extension operation, the original question  $q_0$  in  $S$  will be extended to a new question  $q$  accordingly using GPT-3.5-turbo. Also, the answer entity  $a_0$  will be paraphrased as the long answer statement  $a$ . Eventually, we generate an attribution QA sample that encompasses four components: the question  $q$ , the answer statement  $a$ , the textual citation  $c$  and the corresponding attribution category  $t$ . More details about the generation process for each sample are provided in Appendix A.

Evaluators (Size)	CAQA				
	Sup.	Ins.	Con.	Irr.	Overall
LLaMA-2 (7B)	0.423	0.121	0.057	0.170	0.279
LLaMA-2-chat (7B)	0.462	0.158	0.058	0.053	0.183
Mistral (7B)	0.456	0.178	0.191	0.153	0.305
Mistral-Instruct (7B)	0.591	0.189	0.159	0.016	0.324
Vicuna (7B)	0.437	0.007	0.001	0.000	0.111
LLaMA-2 (13B)	0.418	0.164	0.161	0.125	0.279
LLaMA-2-chat (13B)	0.469	0.171	0.173	0.103	0.224
Vicuna (13B)	0.485	0.049	0.000	0.000	0.143
GPT-3.5-turbo	0.592	0.150	0.616	0.497	0.506
GPT-4	<b>0.829</b>	<b>0.430</b>	<b>0.776</b>	<b>0.628</b>	<b>0.687</b>
AUTOIS (11B)	0.609	-	-	-	0.152
ATTRSCORE (13B)	0.667	-	0.611	-	0.320
LLaMA-2 (7B)	0.922	0.897	<b>0.944</b>	<b>0.933</b>	0.926
LLaMA-2-chat (7B)	0.925	0.903	0.943	0.927	0.930
Mistral (7B)	0.927	0.908	<b>0.944</b>	0.849	0.882
Vicuna (7B)	0.937	0.907	0.940	0.906	0.932
LLaMA-2 (13B)	0.929	0.907	0.938	0.923	0.925
Vicuna (13B)	<b>0.942</b>	<b>0.923</b>	0.939	0.923	<b>0.933</b>

Table 5: The performance of the different attribution evaluators on our CAQA benchmark. Evaluators of the first (resp. second) part follow the zero-shot (resp. fine-tuning) setting.

## 5 Experimental Setup

### 5.1 Benchmarks

**Complex Attributed Question Answering (CAQA)** The CAQA benchmark is constructed using an automated methodology detailed in Section 4, using two KGQA datasets GrailQA [Gu *et al.*, 2021] and WebQuestionsSP [Yih *et al.*, 2016] with the KG of Freebase [Bollacker *et al.*, 2008]. The CAQA benchmark comprises a total of 161,174 samples, and is partitioned into a training set with 137,211 samples, which is used when the evaluator needs fine-tuning or training, and a test set with 23,963 samples. Table 4 presents the distribution of these samples across different attribution categories and attribution complexity levels. Note that we also asked human beings to annotate the attribution categories of 600 testing samples for analyzing their consistency with the automatically generated categories across the evaluators (see results in Section 6.3). The details of the CAQA benchmark construction are described in Appendix B.

**ACLE-Manual** We enhanced the ALCE dataset [Gao *et al.*, 2023b] by adding manual annotations and creating an additional test set. Such enhancement enables us to compare the performance of attribution evaluators trained by our CAQA benchmark against existing specially developed QA attribution evaluators. Significantly, the ALCE dataset includes 800 manually annotated samples and primarily features three distinct attribution labels. In line with our study goals, we annotated an extra 50 samples using the four attribution labels we have proposed. This approach is designed to improve our ability to conduct in-depth attribution analysis and accurately identify errors.

Evaluators (Size)	CAQA			
	S.	C.	I.	U.
LLaMA-2 (7B)	0.286	0.249	0.282	0.260
LLaMA-2-chat (7B)	0.281	0.235	0.291	0.290
Mistral (7B)	0.315	0.281	0.294	0.265
Mistral-Instruct (7B)	0.339	0.278	0.300	0.271
Vicuna (7B)	0.341	0.268	0.290	0.285
LLaMA-2 (13B)	0.314	0.270	0.303	0.253
LLaMA-2-chat (13B)	0.338	0.279	0.305	0.278
Vicuna (13B)	0.339	0.257	0.296	0.288
GPT-3.5	0.551	0.323	0.346	0.525
GPT-4	<b>0.743</b>	<b>0.416</b>	<b>0.501</b>	<b>0.787</b>
AUTOIS (11B)	0.403	0.171	0.272	0.281
ATTRSCORE (13B)	0.473	0.333	0.308	0.303
LLaMA-2 (7B)	0.923	0.815	0.931	0.921
LLaMA-2-chat (7B)	0.935	0.820	0.930	0.924
Mistral (7B)	0.935	0.831	0.921	0.905
Vicuna (7B)	<b>0.956</b>	0.823	<b>0.936</b>	0.939
LLaMA-2 (13B)	0.954	0.824	<b>0.936</b>	0.939
Vicuna (13B)	0.950	<b>0.847</b>	0.935	<b>0.940</b>

Table 6: Performance of all evaluators on various level of attribution complexity. Evaluators of the first (resp. second) part follow the zero-shot (resp. fine-tuning) setting.

### 5.2 Attribution Evaluators

We test a few automatic attribution evaluation methods under both the zero-shot setting where the model is not trained with any of the QA attribution samples, and the fine-tuning setting where the model is trained with some QA attribution samples. Three kinds of LLMs including LLaMA-2 [Touvron *et al.*, 2023b], Vicuna [Chiang *et al.*, 2023], and Mistral [Jiang *et al.*, 2023] are used for both settings, with different scales. For the zero-shot setting, we also include ChatGPT (gpt-3.5-turbo-0613), GPT-4 (gpt-4-0613), and two specially developed QA attribution evaluators AUTOIS [Honovich *et al.*, 2022] and ATTRSCORE [Yue *et al.*, 2023]. More implementation details of the experiments are given in Appendix C.

### 5.3 Metrics

For all experiment results in this work, we report the F1 score for the performance on each attribution category (or each complexity level) calculated according its precision and recall, and the micro-F1 score for the overall performance. The micro-F1 score is used because the distribution of attribution categories (or complexity levels) is unbalanced.

## 6 Experimental Results

### 6.1 Overall Results on CAQA

Table 5 shows the evaluation of the different attribution evaluators on the CAQA benchmark. Our analysis is as follows:

**Performance in the Zero-shot Setting** In the zero-shot setting, there is a noticeable variation in performance among different evaluators. Small-scale LLMs generally struggle with identifying nuanced attribution categories, showing marginal



improvement in the *supportive* category. Although the existing evaluation methods AUTOIS and ATTRSCORE are limited by the training data and cannot identify all attribution categories, they outperform other small-scale LLMs in recognized attribution categories. This underscores the significance of training data tailored to specific instructions. Larger models such as GPT-3.5 and GPT-4 demonstrate improved performance due to their extensive training data. However, their ability to identify *insufficient* attribution category remains limited, as evidenced by GPT-3.5’s low F1 score of 1.5% in this category. Interestingly, models fine-tuned with instructional data (e.g., LLaMA-2-chat, Mistral-Instruct) do not necessarily outperform their non-instructional counterparts (LLaMA-2, Mistral) in the zero-shot setting, although we believe that understanding the prompts is critical to our task.

**Performance in the Fine-tuning Setting** Fine-tuning with our benchmark data significantly enhanced evaluator performance, with most exceeding 90% accuracy across all attribution categories. This improvement underscores the effectiveness of fine-tuning, especially notable in the case of Vicuna, which initially lagged but excelled post-tuning. Our results indicate that while LLMs face challenges in attribution, targeted tuning can markedly boost their abilities, offering a path to refine LLM performance and address hallucination issues. However, despite these advancements, the fine-tuned models still struggle with the *insufficient* category, highlighting ongoing challenges in attribution recognition.

## 6.2 Impact of Attribution Complexity

Table 6 indicates that in a zero-shot setting, smaller-scale LLMs exhibit comparable performance across different levels of attribution complexity, with marginally enhanced efficiency at the simpler *single* complexity level. Notably, GPT-4 consistently achieves the highest scores in all categories. This highlights its advanced capability in processing complex reasoning tasks, especially in the *union* category, where it surpasses other evaluators by over 26%.

In the fine-tuning setting, all models show significant improvements in performance at all levels of attribution complexity, suggesting that fine-tuning significantly enhances the evaluators’ ability to process complex reasoning. The Vicuna models, both Vicuna (7B) and Vicuna (13B), register the highest performance post-fine-tuning. However, it is noteworthy that fine-tuning particularly highlights the challenge posed by *concatenation* complexity, i.e., after the fine-tuning, the performance gap between the evaluator on *concatenation* and on the other complexity levels becomes significant.

## 6.3 Analysis with Human Category Annotations

**Consistency of categories.** We first directly compare the automatically generated categories with the human annotated categories by measuring Cohen’s kappa coefficient on the testing samples of CAQA. This coefficient is 0.65, indicating substantial consistency between the two sets of categories.

**Consistency on evaluators.** We also analyze the consistency between the automatically generated categories and the human annotated categories over the overall results (micro-F1

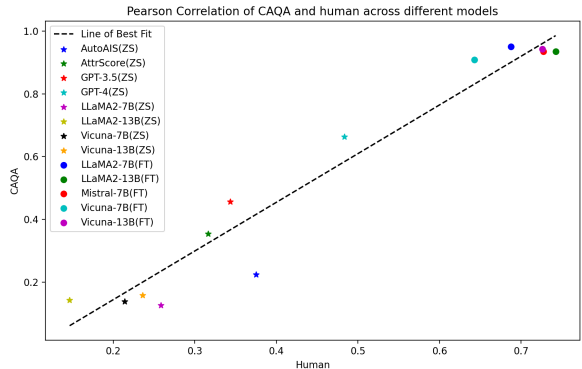


Figure 2: Overall results of different evaluators on CAQA, against automatically generated categories vs human annotated categories. The dashed curve indicates the equal results. The Pearson correlation across all the evaluators is 0.97.

Evaluators	ALCE-Manual				
	Sup.	Ins.	Con.	Irr.	Overall
AttrScore (13B)	<b>0.44</b>	-	<b>0.38</b>	0.41	0.36
AutoIS (11B)	0.09	-	-	0.33	0.20
Vicuna (13B)	0.40	<b>0.25</b>	0.35	<b>0.51</b>	<b>0.42</b>

Table 7: Comparison of the Vicuna (13B) model trained with the training set of CAQA and existing attribution evaluators on ALCE-Manual.

scores) of the 14 evaluators as shown in Figure 5. We can find the the measured results of different evaluators are mostly quite close (i.e., the points are close the to the dashed  $y = x$  curve). We also calculate the Pearson’s correlation coefficient of the two lists of overall results, which is 0.97. This reveals an exceptionally high consistency between the two kinds of categories, affirming that the evaluation with the automatically generated categories is close to manual evaluation.

## 6.4 Results on ALCE-Manual

To validate the usefulness of CAQA for developing attribution evaluators, we employ ALCE-Manual to test the performance of the existing evaluators AutoIS (11B) and AttrScore (13B), and Vicuna (13B) fine-tuned on the CAQA benchmark. Table 7 shows that Vicuna (13B) emerges as the most versatile and effective across the dataset, as evidenced by its balanced performance in individual classes and the highest overall Micro-F1 score. This demonstrates that the CAQA benchmark is effective for developing attribution evaluators using the existing LLMs. Appendix D shows specific examples of the three evaluators and the analyses.

## 7 Conclusion and Future Work

This work has advanced the field of analyzing and developing evaluators for natural language QA attribution in the era of LLM. To this end, we developed an automatic approach that can extract attributed QA benchmarks with different attribution complexity levels and fine-grained attribution categories from KGs. We have not only analyzed 14 LLM-based

automatic evaluators and verified the effectiveness of the generated benchmark CAQA, but also compared the automatically generated categories with human annotated categories, showing their high consistency. In the future, we will study using CAQA and its other versions to augment QA attributions by providing evaluation feedback.

## References

- [Asai *et al.*, 2023] Akari Asai, Zeqiu Wu, Yizhong Wang, Avirup Sil, and Hannaneh Hajishirzi. Self-rag: Learning to retrieve, generate, and critique through self-reflection. *arXiv preprint arXiv:2310.11511*, 2023.
- [Bohnet *et al.*, 2022] Bernd Bohnet, Vinh Q Tran, Pat Verga, Roei Aharoni, Daniel Andor, Livio Baldini Soares, Jacob Eisenstein, Kuzman Ganchev, Jonathan Herzig, Kai Hui, et al. Attributed question answering: Evaluation and modeling for attributed large language models. *arXiv preprint arXiv:2212.08037*, 2022.
- [Bollacker *et al.*, 2008] Kurt Bollacker, Colin Evans, Praveen Paritosh, Tim Sturge, and Jamie Taylor. Freebase: a collaboratively created graph database for structuring human knowledge. In *Proceedings of the 2008 ACM SIGMOD international conference on Management of data*, pages 1247–1250, 2008.
- [Brown *et al.*, 2020] Tom Brown, Benjamin Mann, Nick Ryder, Melanie Subbiah, Jared D Kaplan, Prafulla Dhariwal, Arvind Neelakantan, Pranav Shyam, Girish Sastry, Amanda Askell, et al. Language models are few-shot learners. *Advances in neural information processing systems*, 33:1877–1901, 2020.
- [Chiang *et al.*, 2023] Wei-Lin Chiang, Zhuohan Li, Zi Lin, Ying Sheng, Zhanghao Wu, Hao Zhang, Lianmin Zheng, Siyuan Zhuang, Yonghao Zhuang, Joseph E. Gonzalez, Ion Stoica, and Eric P. Xing. Vicuna: An open-source chatbot impressing gpt-4 with 90%\* chatgpt quality, March 2023.
- [Gao *et al.*, 2023a] Luyu Gao, Zhuyun Dai, Panupong Pasupat, Anthony Chen, Arun Tejasvi Chaganty, Yicheng Fan, Vincent Zhao, Ni Lao, Hongrae Lee, Da-Cheng Juan, et al. Rarr: Researching and revising what language models say, using language models. In *Proceedings of the 61st Annual Meeting of the Association for Computational Linguistics (Volume 1: Long Papers)*, pages 16477–16508, 2023.
- [Gao *et al.*, 2023b] Tianyu Gao, Howard Yen, Jiatong Yu, and Danqi Chen. Enabling large language models to generate text with citations. *arXiv preprint arXiv:2305.14627*, 2023.
- [Gu *et al.*, 2021] Yu Gu, Sue Kase, Michelle Vanni, Brian Sadler, Percy Liang, Xifeng Yan, and Yu Su. Beyond iid: three levels of generalization for question answering on knowledge bases. In *Proceedings of the Web Conference 2021*, pages 3477–3488, 2021.
- [Han *et al.*, 2023] Xiaoqi Han, Ru Li, Hongye Tan, Wang Yuanlong, Qinghua Chai, and Jeff Pan. Improving sequential model editing with fact retrieval. In Houda Bouamor, Juan Pino, and Kalika Bali, editors, *Findings of the Association for Computational Linguistics: EMNLP 2023*, pages 11209–11224, Singapore, December 2023. Association for Computational Linguistics.
- [Hogan *et al.*, 2021] Aidan Hogan, Eva Blomqvist, Michael Cochez, Claudia d’Amato, Gerard De Melo, Claudio Gutierrez, Sabrina Kirrane, José Emilio Labra Gayo, Roberto Navigli, Sebastian Neumaier, et al. Knowledge graphs. *ACM Computing Surveys (Csur)*, 54(4):1–37, 2021.
- [Honovich *et al.*, 2022] Or Honovich, Roei Aharoni, Jonathan Herzig, Hagai Taitelbaum, Doron Kukliansky, Vered Cohen, Thomas Scialom, Idan Szpektor, Avinatan Hassidim, and Yossi Matias. TRUE: Re-evaluating factual consistency evaluation. In Marine Carpuat, Marie-Catherine de Marneffe, and Ivan Vladimir Meza Ruiz, editors, *Proceedings of the 2022 Conference of the North American Chapter of the Association for Computational Linguistics: Human Language Technologies*, pages 3905–3920, Seattle, United States, July 2022. Association for Computational Linguistics.
- [Izacard *et al.*, 2022] Gautier Izacard, Patrick Lewis, Maria Lomeli, Lucas Hosseini, Fabio Petroni, Timo Schick, Jane Dwivedi-Yu, Armand Joulin, Sebastian Riedel, and Edouard Grave. Few-shot learning with retrieval augmented language models. *arXiv preprint arXiv:2208.03299*, 2022.
- [Ji *et al.*, 2023] Ziwei Ji, Nayeon Lee, Rita Frieske, Tiezheng Yu, Dan Su, Yan Xu, Etsuko Ishii, Ye Jin Bang, Andrea Madotto, and Pascale Fung. Survey of hallucination in natural language generation. *ACM Computing Surveys*, 55(12):1–38, 2023.
- [Jiang and Usbeck, 2022] Longquan Jiang and Ricardo Usbeck. Knowledge graph question answering datasets and their generalizability: Are they enough for future research? In *Proceedings of the 45th International ACM SIGIR Conference on Research and Development in Information Retrieval*, pages 3209–3218, 2022.
- [Jiang *et al.*, 2023] Albert Q Jiang, Alexandre Sablayrolles, Arthur Mensch, Chris Bamford, Devendra Singh Chaplot, Diego de las Casas, Florian Bressand, Gianna Lengyel, Guillaume Lample, Lucile Saulnier, et al. Mistral 7b. *arXiv preprint arXiv:2310.06825*, 2023.
- [Kamalloo *et al.*, 2023] Ehsan Kamalloo, Aref Jafari, Xinyu Zhang, Nandan Thakur, and Jimmy Lin. Hagrid: A human-llm collaborative dataset for generative information-seeking with attribution. *arXiv preprint arXiv:2307.16883*, 2023.
- [Komeili *et al.*, 2021] Mojtaba Komeili, Kurt Shuster, and Jason Weston. Internet-augmented dialogue generation. *arXiv preprint arXiv:2107.07566*, 2021.
- [Lee *et al.*, 2023] Peter Lee, Sebastien Bubeck, and Joseph Petro. Benefits, limits, and risks of gpt-4 as an ai chatbot for medicine. *New England Journal of Medicine*, 388(13):1233–1239, 2023.



- [Li *et al.*, 2023a] Dongfang Li, Zetian Sun, Xinshuo Hu, Zhenyu Liu, Ziyang Chen, Baotian Hu, Aiguo Wu, and Min Zhang. A survey of large language models attribution. *arXiv preprint arXiv:2311.03731*, 2023.
- [Li *et al.*, 2023b] Xinze Li, Yixin Cao, Liangming Pan, Yubo Ma, and Aixin Sun. Towards verifiable generation: A benchmark for knowledge-aware language model attribution. *arXiv preprint arXiv:2310.05634*, 2023.
- [Liu *et al.*, 2023] Nelson F Liu, Tianyi Zhang, and Percy Liang. Evaluating verifiability in generative search engines. *arXiv preprint arXiv:2304.09848*, 2023.
- [Malaviya *et al.*, 2023] Chaitanya Malaviya, Subin Lee, Sihao Chen, Elizabeth Sieber, Mark Yatskar, and Dan Roth. Expertqa: Expert-curated questions and attributed answers. *arXiv preprint arXiv:2309.07852*, 2023.
- [Menick *et al.*, 2022] Jacob Menick, Maja Trebacz, Vladimir Mikulik, John Aslanides, Francis Song, Martin Chadwick, Mia Glaese, Susannah Young, Lucy Campbell-Gillingham, Geoffrey Irving, et al. Teaching language models to support answers with verified quotes. *arXiv preprint arXiv:2203.11147*, 2022.
- [Mialon *et al.*, 2023] Grégoire Mialon, Roberto Dessì, Maria Lomeli, Christoforos Nalmpantis, Ram Pasunuru, Roberta Raileanu, Baptiste Rozière, Timo Schick, Jane Dwivedi-Yu, Asli Celikyilmaz, et al. Augmented language models: a survey. *arXiv preprint arXiv:2302.07842*, 2023.
- [Muller *et al.*, 2023] Benjamin Muller, John Wieting, Jonathan H Clark, Tom Kwiatkowski, Sebastian Ruder, Livio Baldini Soares, Roei Aharoni, Jonathan Herzig, and Xinyi Wang. Evaluating and modeling attribution for cross-lingual question answering. *arXiv preprint arXiv:2305.14332*, 2023.
- [Nakano *et al.*, 2021] Reiichiro Nakano, Jacob Hilton, Suchir Balaji, Jeff Wu, Long Ouyang, Christina Kim, Christopher Hesse, Shantanu Jain, Vineet Kosaraju, William Saunders, et al. Webgpt: Browser-assisted question-answering with human feedback. *arXiv preprint arXiv:2112.09332*, 2021.
- [OpenAI, 2023] OpenAI. Gpt-4 technical report, 2023.
- [Rashkin *et al.*, 2023] Hannah Rashkin, Vitaly Nikolaev, Matthew Lamm, Lora Aroyo, Michael Collins, Dipanjan Das, Slav Petrov, Gaurav Singh Tomar, Iulia Turc, and David Reitter. Measuring attribution in natural language generation models. *Computational Linguistics*, pages 1–66, 2023.
- [Ren *et al.*, 2023] Hongyu Ren, Mikhail Galkin, Michael Cochez, Zhaocheng Zhu, and Jure Leskovec. Neural graph reasoning: Complex logical query answering meets graph databases. *arXiv preprint arXiv:2303.14617*, 2023.
- [Schick *et al.*, 2023] Timo Schick, Jane Dwivedi-Yu, Roberto Dessì, Roberta Raileanu, Maria Lomeli, Luke Zettlemoyer, Nicola Cancedda, and Thomas Scialom. Toolformer: Language models can teach themselves to use tools. *arXiv preprint arXiv:2302.04761*, 2023.
- [Shen *et al.*, 2023] Yongliang Shen, Kaitao Song, Xu Tan, Dongsheng Li, Weiming Lu, and Yueting Zhuang. Hugginggpt: Solving ai tasks with chatgpt and its friends in huggingface. *arXiv preprint arXiv:2303.17580*, 2023.
- [Shi *et al.*, 2023] Weijia Shi, Sewon Min, Michihiro Yasunaga, Minjoon Seo, Rich James, Mike Lewis, Luke Zettlemoyer, and Wen-tau Yih. Replug: Retrieval-augmented black-box language models. *arXiv preprint arXiv:2301.12652*, 2023.
- [Shuster *et al.*, 2021] Kurt Shuster, Spencer Poff, Moya Chen, Douwe Kiela, and Jason Weston. Retrieval augmentation reduces hallucination in conversation. In Marie-Francine Moens, Xuanjing Huang, Lucia Specia, and Scott Wen-tau Yih, editors, *Findings of the Association for Computational Linguistics: EMNLP 2021*, pages 3784–3803, Punta Cana, Dominican Republic, November 2021. Association for Computational Linguistics.
- [Touvron *et al.*, 2023a] Hugo Touvron, Thibaut Lavril, Gautier Izacard, Xavier Martinet, Marie-Anne Lachaux, Timothée Lacroix, Baptiste Rozière, Naman Goyal, Eric Hambro, Faisal Azhar, et al. Llama: Open and efficient foundation language models. *arXiv preprint arXiv:2302.13971*, 2023.
- [Touvron *et al.*, 2023b] Hugo Touvron, Louis Martin, Kevin Stone, Peter Albert, Amjad Almahairi, Yasmine Babaei, Nikolay Bashlykov, Soumya Batra, Prajjwal Bhargava, Shrubti Bhosale, et al. Llama 2: Open foundation and fine-tuned chat models. *arXiv preprint arXiv:2307.09288*, 2023.
- [Volokh, 2023] Eugene Volokh. Large libel models? liability for ai output. 2023.
- [Wang and Sennrich, 2020] Chaojun Wang and Rico Sennrich. On exposure bias, hallucination and domain shift in neural machine translation. In Dan Jurafsky, Joyce Chai, Natalie Schluter, and Joel Tetreault, editors, *Proceedings of the 58th Annual Meeting of the Association for Computational Linguistics*, pages 3544–3552, Online, July 2020. Association for Computational Linguistics.
- [Xiao and Wang, 2021] Yijun Xiao and William Yang Wang. On hallucination and predictive uncertainty in conditional language generation. In Paola Merlo, Jorg Tiedemann, and Reut Tsarfaty, editors, *Proceedings of the 16th Conference of the European Chapter of the Association for Computational Linguistics: Main Volume*, pages 2734–2744, Online, April 2021. Association for Computational Linguistics.
- [Yih *et al.*, 2016] Wen-tau Yih, Matthew Richardson, Christopher Meek, Ming-Wei Chang, and Jina Suh. The value of semantic parse labeling for knowledge base question answering. In *Proceedings of the 54th Annual Meeting of the Association for Computational Linguistics (Volume 2: Short Papers)*, pages 201–206, 2016.
- [Yue *et al.*, 2023] Xiang Yue, Boshi Wang, Kai Zhang, Zirui Chen, Yu Su, and Huan Sun. Automatic evaluation of attribution by large language models. *arXiv preprint arXiv:2305.06311*, 2023.

## A Generation of Natural Language Questions, Answers and Attributions

This section presents examples for generating natural language questions, answers, and citations using the GPT-3.5-turbo model. Our approach involves using distinct prompts for transforming subgraphs into comprehensible natural language citations, extending original questions, and converting answer entities into detailed answer statements. Table 8 demonstrates the conversion of knowledge graph subgraphs into natural language citations. Table 9 illustrates the process of extending the original questions. Table 10 provides an example of how answer entities are transformed into long-form answer statements.

**Instruction:** Your task is to convert a specific subgraph from the knowledge graph into one or more coherent sentences that summarize the information encapsulated within the subgraph.

**Subgraph:** [{"Wii/DS NA", "type", "computer\_game\_region"}, {"LostWinds: Winter of the Melodias", "type", "game\_version"}, {"LostWinds: Winter of the Melodias", "game\_version.regions", "Wii/DS NA"}, {"LostWinds: Winter of the Melodias", "game\_version.distributed\_through", "WiiWare"}, {"Frontier Developments", "cvg\_developer.game\_versions.developed", "LostWinds: Winter of the Melodias"}].

**Sentences:** [LostWinds: Winter of the Melodias is a computer game with a specific version tailored for the Wii/DS NA region. This version is distributed through WiiWare. The game was developed by Frontier Developments, showcasing their involvement in creating various game versions.](#)

Table 8: An example about converting a subgraph to a natural language citation using GPT-3.5-turbo.

**Instruction:** Given an original question, its corresponding original logical form query, and an extended logical form query, your task is to generate an extended question. This involves expanding upon the original problem to align with the modifications made in the extended logical form query.

**Original question:** Which countries speak germanic languages?

**Original logical form query:** [(?x , country.official\_language, germanic) .]

**Extended logical form query:** [(?x , country.official\_language, germanic) . (?x, country.currency\_used, East German) .]

**Extended question:** [Which countries speak Germanic languages and use East German as their official currency?](#)

Table 9: An example about extending the original question to an extended question using GPT-3.5-turbo.

**Instruction:** Your task is to convert a question along with its concise answer into a comprehensive answer statement.

**Question:** What group fought in the Battle of Vicksburg that was based in Montgomery?

**Answer:** Army of Mississippi

**Answer statement:** [The group that fought in the Battle of Vicksburg and was based in Montgomery was the Army of Mississippi.](#)

Table 10: An example about converting the answer entity to a long answer statement using GPT-3.5-turbo.

## B CAQA Benchmark Construction and Statistics

The CAQA benchmark is built on the top of two KGQA datasets, GrailQA and WebQuestionsSP, with the knowledge graph Freebase, forming a comprehensive attribution evaluation tool. We selectively include samples from these two datasets whose logical queries align with single-triple, path-like, or tree-like queries, as delineated in Section 4.1. For path queries, we collect the example with a path length of at most two hops. We treat paths incorporating CVT (Compound Value Type) nodes as one-hop. For example, [(*Harper Lee, person.education ?cvt*), (*?cvt education.institution, Monroe County High School*)] is a one-hop path, where the node *?cvt* holds no actual meaning. Regarding tree-like queries, we restrict our selection to those with a maximum of two non-answer nodes, meaning up to two subject entities.

The length distribution (i.e., the number of tokens) of citations in the training and test sets of the CAQA benchmark is depicted in Figures 3 and 4. These distributions reveal a concentration of citations around 25 tokens, with a minority exceeding 60 tokens. In future work, we aim to enhance the complexity and length of natural language references by developing more intricate subgraphs. Additionally, Figure 5 presents the domain distribution within the CAQA benchmark. This distribution underscores the benchmark’s broad domain coverage and its encompassment of various sub-domains, highlighting the diversity of our benchmark.

## C Implementation Details

Table 11 describes the different prompt designs against the various attribution evaluators. AutoIS is a natural language inference (NLI) model<sup>2</sup> based on T5-11B that outputs a “1” to indicate that the citation supports the answer statement or a “0” to indicate a lack of support. AttrScore is a uniform name for attribution evaluators developed on various LLMs, and we use the best-performing attribution evaluator (Vicuna-13B) on the original work for comparison. In the comparative experiments with three evaluators on the ALCE-Manual benchmark, we categorized both “extrapolatory” outcomes (as identified by AttrScore) and “0” outcomes (as identified by AutoIS) under the attribution category of “irrele-

<sup>2</sup>[https://huggingface.co/google/t5\\_xxl.true\\_nli\\_mixture](https://huggingface.co/google/t5_xxl.true_nli_mixture)

### GPT-3.5 and GPT-4

**Instruction:** Your task is to evaluate the relationship between a provided citation and the answer to a specific question. There are four possible types of relationships:

1. Supportive: Choose this if the citation directly confirms or is fully in alignment with the answer, providing all necessary information to substantiate it.
2. Insufficient: Choose this when the citation provides only partial backing for the answer, lacking some essential details or evidence needed for full support.
3. Contradictory: Choose this option if the citation is consistent with the intent of the question but directly opposes or contradicts the answer.
4. Irrelevant: Select this option if the citation does not match the intent of the question and contains information that is not useful for answering.

For each example provided: First, you need to look at the question given and the answer provided. Then, compare them with the content of the citation. Finally, select the appropriate relationship category based on whether the citation supports the answer, is missing information, contradicts itself, or is irrelevant to the answer.

Example:

**Question:** {question}

**Answer:** {answer statement}

**Reference:** {citation}

**Relationship Category:**

---

### AttrScore

**premise:** {question|answer statement}

**hypothesis:** {citation}

---

### AutoIS

Below is an instruction that describes a task, paired with an input that provides further context. Write a response that appropriately completes the request.

**Instruction:** Verify whether a given reference can support the claim. Options: Attributable, Extrapolatory or Contradictory.

**Claim:** {question|answer statement}

**Reference:** {citation}

**Response:**

---

### Other Evaluators

Below is an instruction that describes a task, paired with an input that provides further context. Write a response that appropriately completes the request.

**Instruction:** Verify whether a given reference can support the claim. Options: Supportive, Insufficient, Contradictory or Irrelevant.

**Claim:** {question|answer statement}

**Reference:** {citation}

**Response:**

Table 11: Different prompts designed for different evaluators are used to guide the generation of attribution categories.

vant”. This categorization is grounded on the introduction of the training dataset presentation described in the original work.

For model fine-tuning, we use the prompt of “Other Evaluators” depicted in Table 11 as input of all models, and the output of the model is one of the four attribution categories proposed. We use two A100 80G GPUs for full parameter fine-tuning and one A100 80G GPU for the inference phase. During inference, text generation is conducted with a temperature setting of 0. If LLMs produce an attribution category with an explanation, we extract the predicted label using regular expression techniques.

## D Case Study on ALCE-Manual

Table 12 presents two ALCE-Manual examples, illustrating the attribution categories “insufficient” and “irrelevant”, respectively. It shows that these two categories, which are not included in the previous attribution categories, are common

and different in practical situations. In example 1, where the attribution category is “insufficient”, most of the answer statement (highlighted in green) is mentioned in the citation, but the key information “*The Maryland Transportation Authority*” (highlighted in yellow) is not mentioned in the citation. This demonstrates the subtleties that can render an attribution insufficient. In example 2, which is categorised as “irrelevant”, the entirety of the answer statement is irrelevant to the citation. This exemplifies a clear case of irrelevant attribution. Notably, previous evaluators, AutoIS and AttrScore, are unable to accurately classify these cases. In contrast, Vicuna, an evaluator trained with our CAQA benchmark, successfully identifies the correct attribution categories. This underscores the effectiveness and practicality of employing the CAQA benchmark for developing attribution evaluators.

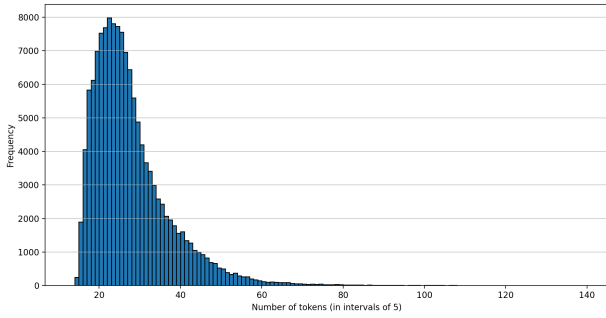


Figure 3: Histogram of the number of tokens across all citations in the CAQA benchmark training set.

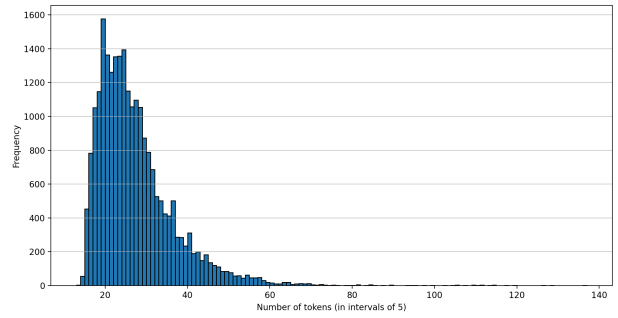


Figure 4: Histogram of the number of tokens across all citations in the CAQA benchmark test set.

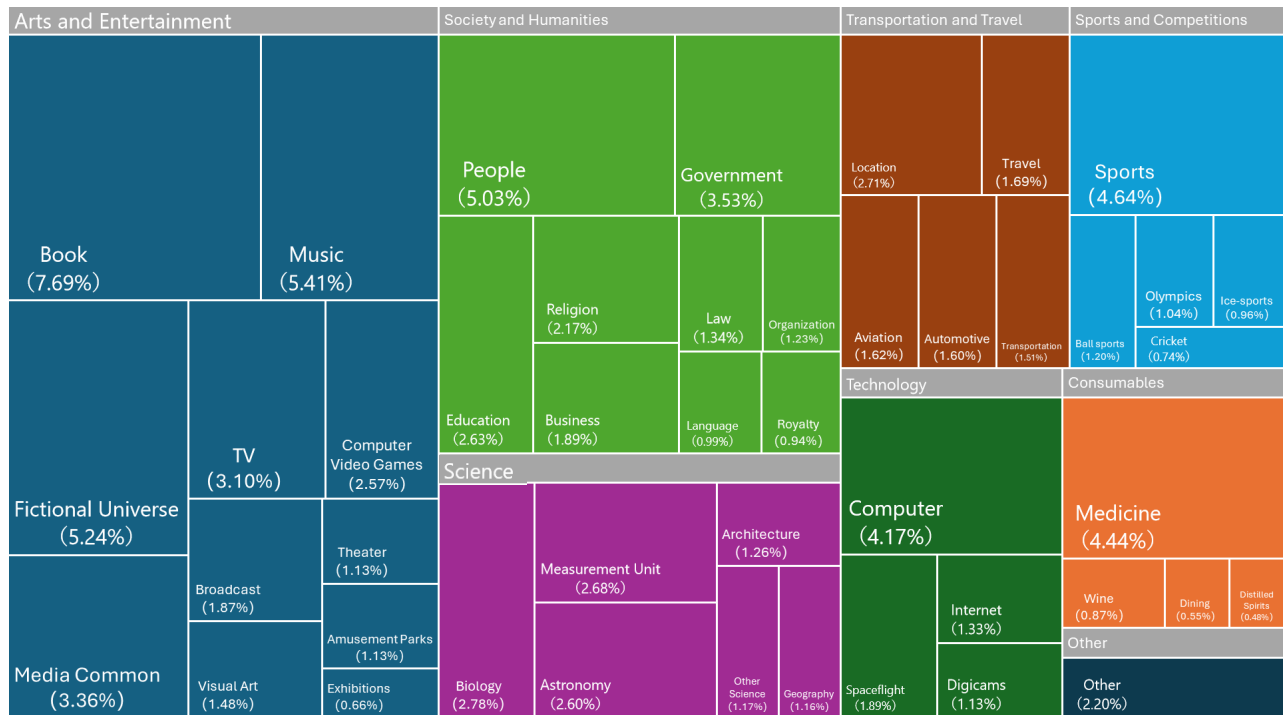


Figure 5: The distribution of examples across different domains in the CAQA benchmark.

**Example 1****Question:** The Maryland Transportation Authority is in charge of what landmarks?**Answer Statement:** The Maryland Transportation Authority is in charge of providing funding for the construction of revenue-producing transportation facilities for the Maryland Department of Transportation, which have included improvements at the Port of Baltimore and the Baltimore-Washington International Airport**Citation:** of a commercial enterprise. Its capital projects and operations are funded by tolls, concessions, investment income, and revenue bonds. In addition to its own toll facilities, the Authority finances construction of other revenue-producing transportation facilities for the Maryland Department of Transportation (MDOT). These projects have included improvements at the Port of Baltimore and the Baltimore-Washington International Airport. To provide construction funding, the Authority issues revenue bonds, which will be paid off over a period of years by tolls and other user fees generated by the facilities. The MDTA can issue either taxable or exempt bonds to finance large scale projects.**AutoIS:** Supportive ✗**AttrScore:** Irrelevant ✗**Vicuna<sup>†</sup>:** Insufficient ✓**Example 2****Question:** When did the last season of jersey shore air?**Answer Statement:** The TV show Jersey Shore aired its final episode on December 20, 2012.**Citation:** 8.56 million viewers, only to set another record with the airing of the fourth episode, which garnered 8.87 million viewers. On January 25, 2011, it was confirmed that the show had been renewed for a fourth season, to be filmed in Italy during the first half of 2011. The fourth season premiered August 4, 2011. MTV confirmed in June 2011 that the fifth season would return to Seaside Heights. Believed complications caused by Nicole Polizzi's pregnancy, and several cast members (including Polizzi, DelVecchio, and Farley) receiving spin-offs sparked talk about the future of the series past the fifth season, however**AutoIS:** Supportive ✗**AttrScore:** Contradictory ✗**Vicuna<sup>†</sup>:** Irrelevant ✓

Table 12: Two examples of the results of the three attribution evaluators on ACLE-manual. Content in yellow highlights portions of the answer statement not found in the citation, whereas green indicates content present in the citation.