

MOE-INFINITY: Activation-Aware Expert Offloading for Efficient MoE Serving

Leyang Xue, Yao Fu, Zhan Lu, Luo Mai, Mahesh Marina
The University of Edinburgh

Abstract

This paper presents MOE-INFINITY, a cost-efficient mixture-of-expert (MoE) serving system that realizes activation-aware expert offloading. MOE-INFINITY features sequence-level expert activation tracing, a new approach adept at identifying sparse activations and capturing the temporal locality of MoE inference. By analyzing these traces, MOE-INFINITY performs novel activation-aware expert prefetching and caching, substantially reducing the latency overheads usually associated with offloading experts for improved cost performance. Extensive experiments in a cluster show that MOE-INFINITY outperforms numerous existing systems and approaches, reducing latency by 4 - 20X and decreasing deployment costs by over 8X for various MoEs. MOE-INFINITY’s source code is publicly available at <https://github.com/TorchMoE/MoE-Infinity>.

1 Introduction

Mixture-of-Experts (MoE) models are increasingly used in AI services, such as chatbots [2, 15] and machine translation [5]. An MoE model often takes sequences (collections of tokens) as inputs and processes them using MoE layers, which contain routers that distribute tokens among several small neural networks, named ‘experts’. Each expert handles a portion of the tokens. The token processing typically involves a generative inference procedure.

A major challenge in deploying MoE models is their high memory costs. MoEs typically have far more parameters than dense transformer models. For instance, Google’s Switch Transformers [7] have up to 1.5 trillion parameters distributed across 61,440 experts. Recent reports suggest that OpenAI’s GPT-4 might implement MoE architectures with trillions of parameters. To accommodate this, an MoE system needs a significant number of GPUs to provide the required memory. This demand results in high deployment costs, as reported by leading MoE users such as OpenAI [1].

A promising approach to reduce the memory usage of MoE serving is parameter offloading [29, 31]. In this approach, a

serving system can store the parameters of an MoE on SSDs or host memory. These parameters are transferred to the GPU via PCIe only when necessary, thus alleviating memory constraints on the GPU. However, despite its potential, systems with offloading tend to have significant latency issues. This presents a challenge for interactive AI services, where meeting per-token-latency requirements within a very short time frame is critical, such as 100 milliseconds in recommender systems [35] and 1 second in chatbot applications [19, 22].

Our objective is to explore a serving system design that can reduce the latency overhead of offloading MoE parameters. Our design is inspired by an important observation in MoE deployment: to maintain low latency in a resource-constrained environment, serving systems usually generate small batches for input sequences. For instance, on a server with 8 GPUs, serving systems such as AlpaServe [22], and Orca [39] typically have batch sizes under 32, which is much smaller than the large batches used in training [3, 18]. When processing small batches, we observe that MoE tends to exhibit *sparse activation* and *temporal locality*, where only a limited number of experts are repetitively activated in a generative inference process. Leveraging this observation, we propose a new design termed “activation-aware expert offloading”. This design involves tracing expert activation during inference. Through trace analysis, we can predict which experts will be repetitively activated, allowing for effective prefetching and caching of experts in an offloading system, improving its latency performance.

To make the proposed design feasible, we need to address several open concerns. In existing offloading-supported systems, tracing methods are tailored for dense transformer models (e.g., ZeRO-Offload [31]) or models with dynamic control flows (e.g., BrainStorm [6]). However, when applied to MoEs, these methods accumulate expert statistics over extended serving periods and fail to capture the necessary sparse activation and temporal locality, which is only visible at the sequence level during MoE inference. Additionally, existing prefetching strategies, such as those in ZeRO-Infinity [29] and BrainStorm [6], do not account for the sparse activation

of experts, resulting in indiscriminate prefetching of all experts and leading to unnecessary and excessive prefetching traffic. Finally, existing caching approaches (e.g., LFU [6, 35] and LRU [16, 29, 30]) are not designed for leveraging sparse activation and temporal locality in MoEs, which results in low cache performance.

In this paper, we introduce MOE-INFINITY, a new MoE serving system which realizes activation-aware expert offloading. Our contributions in designing MOE-INFINITY include:

(1) Sequence-level expert activation tracing. MOE-INFINITY features a new approach, termed sequence-level expert activation tracing, for recording the sparse activation of experts during inference. The insight behind this approach is that, for a given sequence, MoE systems tend to activate experts in a pattern that exhibits temporal locality (often termed as the temporal locality in MoE designs [15]). However, these patterns become less discernible when the tracing data is aggregated across multiple sequences. To address this, we’ve developed the Expert Activation Matrix (EAM), which logs which experts are activated during the generative inference process for individual sequences. For handling multiple sequences, we record separate EAMs. Additionally, we design an EAM collection construction algorithm which optimizes the selection of EAMs to represent distinct expert activation patterns.

(2) Activation-aware expert prefetching. MOE-INFINITY further features a new approach for prefetching offloaded parameters, termed activation-aware expert prefetching. The unique aspect of this approach lies in its ability to enable an MoE serving system to progressively enhance its prefetching priorities for experts during a generative inference process. The priority computation further reflects two factors inherent to MoE: (i) It prioritizes prefetching for experts that are predicted to have higher activation ratios, and (ii) It focuses on prefetching experts that are nearer to the layer currently being executed. With such a priority design, MOE-INFINITY can significantly reduce prefetching traffic and start prefetching timely.

(3) Activation-aware expert caching. MOE-INFINITY also features an approach for caching experts, termed activation-aware expert caching. This approach stands out from traditional caching methods in two key ways. First, it gives priority to experts who have shown higher activation ratios in processing the current sequence. Second, it favours experts located in the initial layers of the MoE, as these are less likely to benefit from prefetching. With this MoE-specific cache design, MOE-INFINITY can substantially increase the cache hit ratio, effectively improving the expert cache’s performance.

We evaluated the performance of MOE-INFINITY in serving MoEs in a GPU cluster (up to 24 GPUs). We include MoE models such as Switch Transformers [7] and NLLB [5] and inference workloads modelled after the Azure Trace [27]. The inference requests came from a range of datasets, including

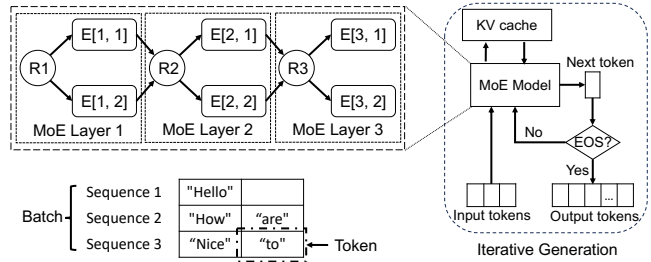


Figure 1: Example of MoE model serving.

FLAN [38], BIGBench [36] and MMLU [11]. In comparison to state-of-the-art (SOTA) serving systems (including Zero-Infinity, Zero-Offload, and PyTorch with CUDA Unified Memory), MOE-INFINITY outperforms them by 20× and 4× in latency, and it further shows 8× reduction in deployment cost.

Additionally, we conducted detailed micro-benchmarks to assess various components of MOE-INFINITY, focusing on expert prefetching, caching, and tracing. In these tests, MOE-INFINITY outperformed the existing prefetching methods used in leading systems including DeepSpeed and BrainStorm, as well as the caching methods used in SOTA MoE deployment systems.

2 Background

2.1 Serving MoE Models

We illustrate the MoE model using an example shown in Figure 1. The serving system receives multiple user prompts, expressed as sequences. These sequences can be grouped as a batch for execution. Each sequence consists of multiple tokens. The MoE model takes batched input tokens to generate output tokens iteratively. For each sequence, a forward iteration predicts one new token until an EOS token is generated. Due to the presence of KV cache, from the second forward iteration, the MoE model only takes the last token predicted as input. In each forward iteration, the input tokens are processed by multiple MoE layers where each layer consists of a router and multiple experts. For each input token, the router decides which experts will process it.

An MoE serving system must optimize its latency performance, measured through ‘per-token latency’. This latency metric is the duration an MoE model takes to complete a forward iteration and generate an output token. The output token is promptly delivered to a system user, directly impacting the user experience.

To achieve low latency, MoE serving systems often require substantial memory resources. For example, Switch Transformers can require up to 6TB of memory to store all parameters, necessitating 72 A100-80GB GPUs. Typically, the majority of the memory is assigned to host expert’s param-

eters. For instance, in a Switch Transformer, its dense part contributes to less than 1% of total parameters and over 99% of the parameters are attributed to experts.

2.2 Parameter Offloading

A promising method to reduce the cost of deploying MoE models is through parameter offloading. Typically, this involves offloading experts onto an SSD. The serving system then performs generative inference for input sequences. The experts are only fetched into the GPU when needed and are later removed to make space for incoming experts. This strategy helps overcome the limitations of GPU memory capacity.

Unlike other cost-saving techniques such as quantization and distillation, parameter offloading retains exact model accuracy while reducing the reliance on expensive GPU memory. However, its practical application in serving scenarios is often restricted due to significant latency overheads. For example, state-of-the-art offloading-supported systems like Zero-Infinity and Zero-Offload can introduce substantial latency. As our evaluation (Section 8) will show, after enabling offloading in serving switch transformers, these systems can increase latency to over 20s

Several factors contribute to this high latency overhead:

(1) Slow on-demand fetching and excessive prefetching.

Existing offloading-supported systems depend on slow on-demand fetching of parameters into GPU memory. Although prefetching is an option, it is designed for dense transformer models (ZeRO-Infinity [29] and FlexGen [34]) or those with dynamic control flows (BrainStorm [6]). As a result, they do not account for the activation of experts when processing a specific sequence. Consequently, they end up prefetching all parameters, causing excessive prefetching traffic and suffering from bandwidth bottleneck on PCIe.

(2) Low cache performance.

Existing systems might cache MoE parameters in GPU and host memory. However, the caching strategies they employ are based on those for operating systems (e.g., CUDA Unified Memory) or dense transformer models (e.g., BrainStorm [6] and Zero-Offload [31]). As a result, their caching strategies, such as Least-Recent-Used (LRU) and Least-Frequency-Used (LFU), are not aware of the activation of experts, leading to low cache hit ratios. While newer MoE-optimized systems [2] consider the position of experts while caching, they cannot analyze expert activation for a currently processed sequence. Our evaluations demonstrate that this leads to subpar cache performance.

3 Activation Aware Expert Offloading

To address the latency issues with offloading, we propose a new design approach termed "Activation Aware Expert Offloading" and realize it in MOE-INFINITY. In the following, we present its design intuition and overview.

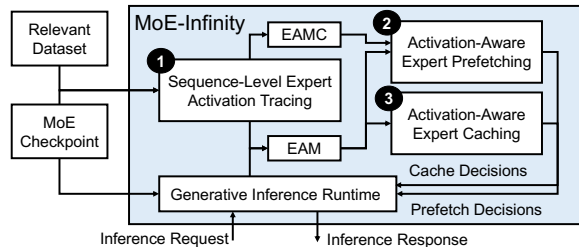


Figure 2: Design overview.

Intuition. Our approach is grounded in the observation that serving systems often handle small batches of input sequences. In such scenarios, an MoE system tends to show “sparse activation” and “temporal locality”, meaning only a few experts are repetitively activated for processing a specific sequence.

We substantiated the concepts of sparse activation and temporal locality through a study on real-world traces, the details of which will be discussed in Section 8. The trace shows that serving systems typically process batches ranging from 1 to 32 inputs under a one-second latency constraint. With these batches, we typically observe 3%-20% experts activated and 30%-46% experts used more than once in the generative inference process. This trend persists even when batch sizes increase to 64: we observe 26% experts being activated and 56% of these experts are reused at least once.

Based on these observations, our approach involves tracking the activation patterns of experts for different sequences. Tracking for each individual sequence is crucial, as an aggregation of all sequences would lead to uniform activation patterns, losing the detailed view of the expert’s sparse activation and temporal locality. We use this tracking data to predict which experts are likely to be activated when progressing in an inference procedure. This allows for timely prefetching of the necessary experts. Additionally, when managing the cache for experts, we prioritize experts that are either likely to be reused or unlikely to be effectively prefetched, improving the cache’s performance.

Overview. Figure 2 illustrates the components developed for realizing activation-aware expert offloading in MOE-INFINITY. The process begins with providing an MoE checkpoint and a relevant dataset to MOE-INFINITY. A key feature of MOE-INFINITY is the sequence-level expert activation tracing component (1). This component analyzes which experts are activated concerning each individual sequence during the inference process. It generates a collection of Expert Activation Matrices (EAMs), referred to as EAMC (Expert Activation Matrix Collection). The EAMC is optimized to represent various expert activation patterns observed in the trace.

Upon preparing the EAMC, MOE-INFINITY leverages the MoE checkpoint to set up a generative inference runtime. The runtime handles ingested inference requests, and it collaborates with the sequence-level tracing component to maintain an EAM reflecting the ongoing generative inference pro-

cess. MOE-INFINITY incorporates an activation-aware expert prefetching component (2) that assesses the current EAM alongside the EAMC. This assessment guides the prefetching decisions of experts from SSD to host memory and then to the GPU. Additionally, MOE-INFINITY employs an activation-aware expert caching component (3). This component evaluates the current EAM to constantly refine the cache decisions for experts in both the GPU and host memory.

4 Sequence-Level Expert Activation Tracing

This section presents the details of designing and implementing sequence-level expert activation tracing.

4.1 Motivating Examples

We present motivating examples to elucidate the design rationale behind the sequence-level expert activation tracing. Consider tracing the activation of experts while processing sequences depicted in Figure 1. We employ EAM for this purpose, resulting in EAM1, EAM2, and EAM3 as illustrated in Figure 3. In an EAM, each cell represents the count of expert activations for a specific sequence, calculated as the sum of (i) the number of tokens in the prompt and (ii) the number of output tokens generated during the inference process.

A key aspect demonstrated through these examples is the sparse activation and temporal locality. For instance, in EAM2, sparse activation is evident as only one expert per layer is activated for a sequence. Furthermore, in EAM3, the temporal locality is evident since the same expert in each layer is reused four times for processing the sequence.

Considering multiple sequences, existing tracing methods like LFU tend to aggregate counts across EAMs. For instance, they might sum EAM2 and EAM3 into an aggregated matrix. However, this approach obscures the nuances of temporal locality and sparse activation. Thus, maintaining separate EAMs in the trace is crucial for preserving these characteristics.

Additionally, we observe a significant similarity among EAMs. For example, EAM1 and EAM2 exhibit high resemblance, as both activate the same experts on certain layers (expert 2 on layer 2 and expert 1 on layer 3). This similarity implies that representing different activation patterns doesn't require recording every possible pattern. Instead, selecting a representative set of EAMs suffices.

4.2 Expert Activation Matrix Collection

We formally define EAM as follows: for a model with L MoE layers and E experts per layer, given a sequence of n tokens, an EAM M is an $L \times E$ matrix where $M[i][j]$ is the number of tokens routed to expert $e_{i,j}$, i.e., the expert with index j at layer i . A row in EAM, i.e., $M[i]$, represents the expert activation of layer i and we have $\sum_j M[i][j] = n \forall i$.

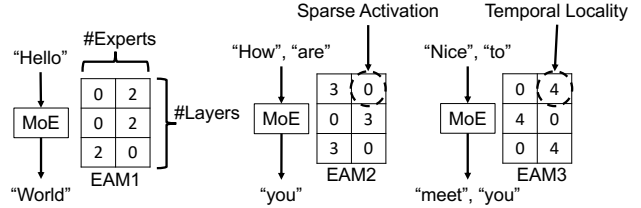


Figure 3: Motivating examples.

We further define EAMC as follows: Given N sequences, EAMC is a set of EAMs with fixed capacity P where $P \ll N$. The objective of the EAMC is to find P EAMs out of N where each EAM represents a set of similar EAMs.

For computing similarity, we need to compute the distance between EAMs. The distance definition needs to meet two requirements: (i) capturing the position difference that reflects the per-expert activation, and (ii) independent of the number of tokens in the sequence. To meet this, we define the distance between any two EAMs M_1, M_2 in Equation (1):

$$1 - \frac{1}{L} \sum_{l \in [0, L)} \text{CosineSimilarity} \left(\frac{M_1[l]}{\sum M_1[l]}, \frac{M_2[l]}{\sum M_2[l]} \right) \quad (1)$$

where $M_1[l]$ is the l th row of matrix M_1 and the summation computes the average cosine similarity across all layers.

EAMC construction. To initialize the EAMC, we have the following process: Given a dataset with N sequences and a capacity P , we aim to find the P EAMs to form an EAMC where the EAMs are closest to the centroids of the P clusters. The construction process uses the K-Means clustering, with its key steps shown below: (i) *EAM initialization*: We find a relevant dataset that follows the same distribution of the inference requests. Often, we choose the validation dataset or the fine-tuning dataset as they often show the same distribution with the inference requests. For each sequence in the dataset, we record its EAM. (ii) *Clustering EAMs*: When applying the K-Means algorithm, we specify the number of clusters as the capacity of the EAMC with the distance defined by Equation 1. For each cluster, the EAM that is closest to the centroid is stored in the EAMC.

4.3 Practical Concerns

Theoretical evidence for sequence-level tracing. In addition to the empirical evidence that supports the need for sequence-level tracing, we also identify numerous theoretical evidence. MoEs, by design, are trained to exhibit sparse activation when processing sequences; otherwise, they cannot exhibit saving in computational costs compared to dense alternatives [33]. Additionally, state-of-the-art MoE models, Mixtral [15], reveal that temporal locality is pervasive in inference, determined by the way how MoE is designed and trained. Finally, leading practitioners with MoEs also report that, when processing a

large number of sequences, expert activation exhibits a uniform distribution (otherwise unactivated experts become useless over an extended serving period) [7], revealing the need to conduct sequence-level tracing of expert activation.

EAMC size. We were concerned about the potential capacity limitations of EAMC, prohibiting its use in practical environments. However, we discovered that for all the datasets we are processing, we require only hundreds of EAMs in the EAMC, enough to demonstrate satisfactory performance (with more details reported in Section 8). Additionally, there is theoretical evidence suggesting that the size of EAMC is often constrained, stemming from the way routers are trained to create groups of experts in processing different types of inputs [7]. Since the types of inputs are limited, the number of possible combinations of experts is also finite.

Handling distribution shift. As we discussed above, EAMC is constructed using a dataset provided by the user offline. In the online serving scenario, the distribution of EAMs stored in the EAMC might differ from the requests processed online (termed as distribution shift). In such cases, we have implemented mechanisms in MOE-INFINITY to update the EAMC: recording input sequences with insufficient performance, and adding these sequences to the dataset used for reconstructing the EAMC later. The reconstruction can be achieved online or in an offline fashion. Our empirical experiments show that the EAMC can quickly adapt to the new distribution, usually after 10 - 13 EAMs when handling real-world datasets and MoEs (with more details reported in Section 8).

5 Activation-Aware Expert Prefetching

This section presents the details of designing and implementing activation-aware expert prefetching.

5.1 Expert prefetching in generative inference

We aim to enable expert prefetching in an MoE’s generative inference process. Our aims include: (i) To prioritize prefetching requests by tracking expert activation during the inference procedure and continuously adjusting the priority based on the tracking information combined with collected activation traces. (ii) To effectively manage situations where prefetching requests have not yet been completed when the experts are needed for execution.

To achieve these goals, we designed "MoE Inference with Expert Prefetching" within MOE-INFINITY, with its key steps outlined in Algorithm 1. To respond to an inference request, MOE-INFINITY uses an MoE model, a buffer for input and output tokens, EAMC, and a priority queue for submitting expert prefetching requests. For experts in the priority queue, MOE-INFINITY fetches the experts from the external memory into the GPU memory in a sequential order, avoiding concurrent expert fetching which incurs bandwidth contention.

Algorithm 1 Generative Inference with Expert Prefetching

In: MoE m , Token Buffer b , EAM[] $eamc$, Priority Queue q

```

1: procedure INFERENCE( $m, b, eamc, q$ )
2:    $cur\_eam = NEW EAM(m.n\_layers, m.n\_experts, 0)$ 
3:   while  $b.last() \neq EOS$  do
4:     for  $l$  in  $m.layers$  do
5:        $expert\_token\_map = l.route(b)$ 
6:       for  $e, t$  in  $expert\_token\_map$  do
7:          $cur\_eam[l.idx][e.idx] += t.size()$ 
8:        $PREFETCH(m, cur\_eam, eamc, l, q)$ 
9:       for  $e, t$  in  $expert\_token\_map$  do
10:        if  $!e.ready()$  then
11:           $q.submit(e, MAX\_PRIORITY)$ 
12:           $e.wait()$ 
13:         $e.forward(t, b)$  ▷ Update buffer
14:   end procedure
15: function  $PREFETCH(m, cur\_eam, eamc, cur\_l, q)$ 
16:    $min\_d = MAX\_DISTANCE$ 
17:    $p\_eam = NULL$  ▷ Predicted EAM
18:   for  $eam$  in  $eamc$  do
19:      $d = EAMDISTANCE(eam, cur\_eam)$ 
20:     if  $min\_dist > d$  then
21:        $min\_d, p\_eam = d, eam$ 
22:   for  $fl$  in  $m.layers[(cur\_l.idx + 1) : m.n\_layers]$  do
23:      $n\_token = SUM(p\_eam[fl.idx])$ 
24:     for  $e$  in  $fl.experts$  do
25:        $p = p\_eam[fl.idx][e.idx] / n\_token$ 
26:        $p = (p + EPSILON) \times (1 - fl.idx/m.n\_layers)$ 
27:        $q.submit(e, p)$ 
28:   end function

```

To track expert activation, MOE-INFINITY initializes an EAM (denoted as cur_eam , short for the current EAM) at the start of an inference procedure, setting all expert counts to 0 (step 2). The cur_eam is then carried through each generation iteration (steps 3). In every iteration, MOE-INFINITY iterates through MoE layers. Each MoE layer routes its input tokens to different experts (step 5). After this, the cur_eam is updated immediately (steps 6-7). With the updated cur_eam , the optimal priorities for expert prefetching requests can be changed. To reflect this change, MOE-INFINITY adjusts the priorities by resubmitting the prefetching requests (step 8). We will discuss the details of the priority adjustment in Section 5.2.

For each activated expert, MOE-INFINITY needs to execute it by first checking if it is already available in GPU (steps 9-10). If not available yet, MOE-INFINITY submits a request for fetching this expert with the highest possible priority (step 11), ensuring this request jumps over all prefetching requests in the queue. Once the expert is ready, the expert takes the routed tokens as the inputs and writes its output to the token buffer (step 13).

5.2 Expert Prefetching Priority

When submitting experts to the priority queue for prefetching, we want the experts likely to be activated sooner to be assigned a higher priority, preventing GPUs from being blocked for the arrival of these experts. In realizing this, we achieve the following aspects inherent to MoE:

(1) Prefetching experts with higher predicted activation ratios. To determine which experts are more likely to be activated, we leverage historical traces stored in the EAMC. We find the prior EAM that exhibits the highest similarity compared to the current EAM, which records the experts activated so far in processing the current input sequence. We implement this by iterating through all prior EAMs in the EAMC, computing their distance with the current EAM (using Equation (1)), and finding the one with the minimal distance (steps 16-21). For the chosen prior EAM, we consider the experts in the layers that are next to execute (step 22). For these experts, we predict their likelihood of being activated based on their activation ratios and use these activation ratios to determine their initial priority (step 25).

(2) Prefetching experts closer to the current executed layer. We further adjust the prefetching priorities based on the expert’s layer index relative to the currently executed layer. Reasons include (i) Experts closer to the currently executed layer should have higher priorities, as they will be needed sooner by the GPU than those further away; and (ii) Experts closer to the currently executed layer provide more confident predictions for their future execution, hence the confidence in the predicted activation ratios should be discounted over layers.

This design intuition is implemented in step 26. Here, we use a layer decay factor to prioritize the experts closer to the current layer. The factor has a constant decay rate that is inversely proportional to the number of MoE layers. We also distinguish the priority for experts with a zero activation ratio. By adding a small EPSILON to those experts, the priority score of the experts with zero activation ratios can also be distinguished by layer decay.

5.3 Prefetching Implementation Concerns

Prefetching priority queue. The prefetching of experts is implemented by a priority queue. For this queue, MOE-INFINITY has a thread dedicated to pulling the head expert and transferring it to the destination device (which can be either the GPU or the host memory). In the following, we discuss the details of managing the queue and the thread.

When enqueueing an expert, we first try to remove it from the queue if it’s already present, then re-enqueue it with an updated priority score. This approach ensures that the priority order is consistently maintained during task submissions.

Additionally, we maintain a set of experts currently undergoing memory copy operations. If an expert is part of this set, it is skipped during the prefetch enqueue process to avoid

duplication. For the dequeue process, we utilize a dedicated I/O thread on each PCIe link. This thread handles one expert at a time, effectively preventing contention among experts. Given that PCIe links do not strongly enforce priority, this method ensures a first-come, first-serve expert inference.

Experts in our system typically have large sizes, which allows for full utilization of the bandwidth. Before initiating a memory copy, we check the allocation status of the expert on the target device, avoiding unnecessary I/O operations.

Prefetching with multi-tier memory. We have implemented prefetching to cover multi-tier memory (including SSD, DRAM, and GPU HBM), a memory architecture commonly used in a serving-purposed GPU server. To support the multi-tier memory architecture, experts are first allocated to fill up the GPU memory logically. Once the GPU memory is fully utilized, subsequent experts are assigned to DRAM.

Our prefetching process is designed to optimize memory transfers between different tiers. When an expert needs to be prefetched from SSD to GPU, it is initially dequeued for an SSD-to-DRAM transfer, then re-enqueued for subsequent DRAM-to-GPU prefetching. This strategy allows SSD-to-DRAM and DRAM-to-GPU prefetching to occur simultaneously, maximizing the use of aggregated PCIe bandwidth.

Prefetching priority sensitivity. Our priority computation involves two factors: (i) The expert activation ratios and (ii) the layer decay. When designing this priority, we considered different ways to combine the two factors (e.g., weighted sum) and concluded with the method presented above as it shows the best performance in our deployment. We also considered layer decay methods, including exponential decay and inverse decay. We discovered that linear decay offers similar performance benefits and chose it for its simple nature.

6 Activation Aware Expert Caching

In this section, we discuss the details of designing and implementing activation-aware expert caching.

6.1 Expert Cache

We observe several key reasons why an expert cache is effective in enhancing the performance of an offloading-enabled MoE serving system. Firstly, the system frequently reuses experts during multiple iterations of a generative inference procedure. Consequently, caching these reused experts in memory locations closer to the GPU, such as GPU HBM and Host Memory, can circumvent the need for costly retrievals from SSDs. Secondly, at the outset of executing MoE layers, the system lacks adequate tracking information for expert activation, making it challenging to prefetch these experts effectively. Therefore, caching these initial layers can significantly improve their locality.

Algorithm 2 Expert Cache Replacement

In: Expert e_{put} , Expert[] cache, EAM cur_eam

```
1: function PUT( $e_{\text{put}}$ , cache,  $\text{cur\_eam}$ )
2:    $\text{min\_p} = \text{MAX\_PRIORITY}$ 
3:    $\text{idx\_put} = 0$ 
4:    $\text{n\_layers} = \text{cur\_eam}[:, \text{size}()$ 
5:   for  $\text{idx}, e$  in cache do
6:      $\text{n\_token} = \text{SUM}(\text{cur\_eam}[e.\text{layer\_idx}]$ 
7:      $p = \text{cur\_eam}[e.\text{layer\_idx}][e.\text{idx}] / \text{n\_token}$ 
8:      $p = (p + \text{EPSILON}) * (1 - e.\text{layer\_idx} / \text{n\_layers})$ 
9:     if  $p < \text{min\_p}$  then
10:       $\text{min\_p}, \text{idx\_put} = p, \text{idx}$ 
11:    $\text{cache}[\text{idx\_put}] = e_{\text{put}}$ 
12: end function
```

Driven by these reasons, we have developed a multi-tier expert cache for MOE-INFINITY. This cache comprises two levels: a GPU cache and a host memory cache. The GPU cache is initialized with experts with topological order where experts are filled into GPU layer by layer, and similarly, the host memory cache is set up with the rest experts that cannot fit into GPU, following the same procedure. When executing an expert, the GPU first searches its local cache. If the expert is not found there, the system will then fetch it from the next level up, which is the host memory cache. Should the expert be missing from both caches, the system will finally retrieve it from the SSD.

To enhance the performance of the expert cache, we have delved into integrating expert activation awareness. This approach is manifested in our expert cache replacement algorithm, as detailed in Algorithm 2. The algorithm is activated when there is a need to fetch an expert into a memory device, be it GPU HBM or Host Memory, from a higher tier (e.g., SSD). It operates by considering the incoming expert, alongside an array of currently cached experts (representing the cache), and the current EAM (which records the expert activation belonging to the ongoing generative inference).

In the process of selecting a cached expert for replacement, we identified two aspects of MoE activation awareness that can improve cache performance.

(1) Caching experts with higher observed activation ratios.

For the experts in the cache, we identify that their likelihood to be reused is proportional to the activation ratios recorded in the current EAM. The intuition is that experts experience temporal locality during each iteration of generation, meaning an expert is more likely to be reused if it has been used frequently during the past iterations. To realize this, Algorithm 2 iterates through all experts in the cache (step 5), and for each expert, it calculates the activation ratio and uses the ratio as the initial caching priority (steps 6 - 7).

(2) Caching experts closer to the starting layer. Algorithm 2 further adjusts the expert’s caching priority according to its

relative location to the first MoE layer (step 8), ensuring the experts closer to the first layer are prioritized in the cache.

6.2 Cache Implementation Concerns

Deciding cache capacity. We have implemented various strategies for determining the cache capacity on GPUs and host memory. For the cache on the GPU, our initial step involves assigning the dense part of the MoE model to the GPU, as this section is used in every forward pass of the model. Its constant presence in GPU memory helps reduce latency.

To decide the remaining cache capacity, we first calculate the memory needed for intermediate results produced during inference, taking into account the maximum batch size and output length. The leftover GPU memory, after this allocation, is then designated as the cache for storing experts.

Regarding the cache on host memory, we initially allocate memory to the inference runtime (e.g., PyTorch) and then assign the remaining memory to the cache.

Integrating caching into prefetching pipelines. We have also integrated our cache designs into the expert prefetching pipeline. This integration involves decisions about when a head expert is selected from the prefetching priority queue, whether the prefetching thread should replace an expert in the cache, and in which tier of cache (GPU cache or the host memory cache) this replacement operation should be performed.

To jointly optimize the performance of prefetching and caching, we need to give priority to prefetched experts over those already cached. The prefetched experts are intended to first fill up the GPU memory and then the Host Memory. When an expert is dequeued from the prefetching queue, the cache replacement algorithm is applied to the target device before initiating the actual memory copy.

Caching priority sensitivity. In managing the cache, we apply a weight decay strategy similar to the one used in determining prefetching priorities. This approach ensures that the priority of cached data aligns with its likelihood of being required in upcoming tasks. By closely aligning the caching strategy with the prefetching priorities, we observe that this method provides sufficient performance (with more details reported in Section 8).

7 System Implementation and Optimizations

We have implemented MOE-INFINITY in over 5,000 LoC of C++ and 6,500 LoC of Python. Currently, MOE-INFINITY supports MoE checkpoints in the format of HuggingFace and PyTorch. In addition to implementing the tracing, prefetching, and caching discussed above, our implementation has further tackled the following aspects:

Optimizing multi-GPU server performance. Until now, our discussion has primarily focused on a single GPU deploy-

ment. However, MOE-INFINITY’s implementation has been significantly optimized in multi-GPU server environments.

To enable efficient access to experts in host memory by multiple GPUs, we have implemented extensive NUMA (Non-Uniform Memory Access) optimizations in our expert cache. This includes a memory pool that reduces the latency overhead of freeing large memory blocks, pinned memory that prevents redundant copying with the CUDA driver, and an individual memory pool for each NUMA node.

Additionally, considering that each expert is associated with multiple tensors, which need to be readily available simultaneously for inference, MOE-INFINITY’s prefetching thread fuses the copy requests for all tensors linked to a single expert, improving I/O efficiency.

Finally, MOE-INFINITY allocates a prefetching thread to each GPU, enhancing the utilization of parallel PCI links connected to these GPUs.

Supporting cluster deployment via expert parallelism.

MOE-INFINITY can support MoE checkpoints requiring a multi-server deployment. This is achieved by integrating *expert parallelism* into MOE-INFINITY, as is commonly implemented in MoE systems for distributed execution. Users of MOE-INFINITY specify the number of available servers and the memory size of the MoE models. MOE-INFINITY then adopts expert parallelism to optimize communication costs among the servers by strategically assigning experts to different servers. Since offloading is enabled, the server’s memory capacity can be set to a value larger than the physical memory, thereby overcoming the memory wall limitation. For experts that cannot be accommodated by the GPUs, MOE-INFINITY places these experts on local SSDs, creates expert caches in both host and GPU memory, and initiates prefetching threads. After launching the MoE serving service, MOE-INFINITY engages in expert prefetching and caching, working in tandem with expert parallelism.

8 Evaluation

Our evaluation has the following goals:

- Assess various performance aspects of MOE-INFINITY using real-world serving workloads and models.
- Examine the effectiveness of activation-aware expert prefetching and caching in diverse scenarios.
- Analyze the effectiveness of sequence-level tracing and evaluate MOE-INFINITY’s efficiency in adapting to changes in data distribution.
- Investigate the effects of various implementation enhancements in MOE-INFINITY.

In pursuit of these goals, we compare MOE-INFINITY with numerous baseline systems and existing approaches for parameter prefetching, caching, and tracing.

8.1 Experiments Setup

Testbeds. We conducted our experiments on two different testbeds as follows: (1) *8-GPU server*: an 8-GPU server configured with eight NVIDIA RTX A5000 GPUs, 1TB of DDR4 memory, and two 4TB NVMe SSDs set up in RAID0, and (2) *6-node GPU cluster*: a 6-node 24-GPU cluster with each node having 4 NVIDIA V100 GPUs, 385GB CPU memory.

Datasets. We generate inference requests using a wide range of datasets, including BIGBench [36], FLAN [38], and MMLU [11]. These datasets include various tasks, including reasoning, contextual question answering, free response, and translation. If the dataset is not specified, we mix all three datasets to create greater variety in the input sequence, emulating a real-world chatbot service.

Models. We have tested a wide range of model checkpoints obtained from HuggingFace [13], including various sizes of Switch Transformers [7] and NLLB-MoE [5]. We detail the configurations of these models in corresponding experiments.

8.2 MoE Serving Performance

Our first experiments assess the performance of MOE-INFINITY when serving MoEs for various inference workloads. Similar to existing serving system studies such as Clockwork [9], AlpaServe [22], our workloads are modelled after Azure workload trace [32]. Each sequence forms an inference request. Multiple sequences are batched until they either reach a maximum batch size of 16 or a maximum waiting time of one second, both parameters referenced from AlpaServe. We replayed the workload for 30 minutes and reported the average latency, post system warm-up.

We consider several baselines: (i) ZERO-INFINITY: A commonly used DpeepSpeed version [29] which is configured to offload experts to the SSD, and (ii) ZERO-OFFLOAD: An optimized version of DeepSpeed [26] which offloads experts to the DRAM, achieving faster speeds in accessing offloaded experts, (iii) PYTORCH-UM: an MoE serving system that we extend PyTorch with CUDA’s Unified Memory [10]. This system delegates the expert prefetching and caching to the CUDA driver, and CUDA’s unified memory is widely adopted in today’s offloading-supported systems, such as Sentinel [30] and DeepUM [16].

Impact of requests-per-second. Requests-Per-Second (RPS) determines the load on a serving system. We choose models: SWITCH-BASE-128, SWITCH-BASE-256, SWITCH-LARGE-128 and NLLB-MOE-128, covering different model configurations. We report the results on one GPU on the 8-GPU server (results for 8 GPUs and 6-node clusters are reported later).

As shown in Figure 4, for SWITCH-BASE-128, when the load is relatively low (at RPS=0.5), MOE-INFINITY achieves a latency of 99ms. With the same RPS, the latency exceeds 20s for both ZERO-INFINITY and ZERO-OFFLOAD. PYTORCH-

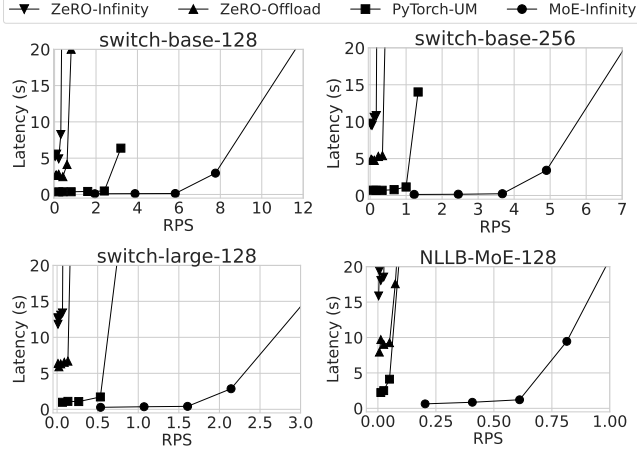


Figure 4: Impacts of RPS.

UM achieves better latency (366ms) than the other two baselines because it fetches only the activated experts into GPUs, avoiding unnecessary copies. However, its performance is still not as good as MOE-INFINITY. Compared to PYTORCH-UM, we observed that MOE-INFINITY can reduce prefetching traffic by over 7GB out of a total of 13GB.

When considering the one-second latency constraint, MOE-INFINITY meets the constraint while increasing the RPS to 7.9, which is $2.4\times$ higher than PYTORCH-UM and $14.5\times$ higher than ZERO-INFINITY and ZERO-OFFLOAD. These results demonstrate MOE-INFINITY’s ability to achieve high-throughput, low-latency inference with limited resources.

Figure 4 also shows the results of SWITCH-BASE-256, allowing us to examine the performance of MOE-INFINITY with an increasing number of experts in each MoE layer. MOE-INFINITY achieves 126ms latency when RPS is 3.8. PYTORCH-UM achieves 716ms latency when RPS is 0.6. These results show that MOE-INFINITY’s sequence-level tracing can scale with the number of experts and maintain high prediction accuracy. In contrast, PYTORCH-UM and the other two baselines all exhibit degraded prefetching and caching performance when the number of experts is increased.

Figure 4 additionally shows the results of serving SWITCH-LARGE-128, a model with significantly more parameters and layers than SWITCH-BASE-128. MOE-INFINITY achieves 255ms latency when RPS is 1.6. In contrast, PYTORCH-UM achieves 978ms latency when RPS is 0.5. These results benefit from MOE-INFINITY’s ability of continuously refining its decisions for prefetching and caching in an inference procedure, allowing it to achieve robust performance with larger MoE.

Figure 4 finally shows the results of serving NLLB-MOE-128, a model fine-tuned for a different task - machine translation. MOE-INFINITY achieves 518ms latency and RPS as 0.6, improving latency and RPS by $3.8\times$ and $12\times$, over PYTORCH-UM. A key reason is: MOE-INFINITY constructs

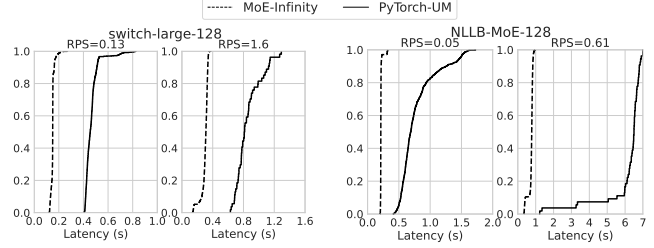


Figure 5: Latency CDF.

EAMC for different relevant datasets and it maintains EAMC for ongoing inference, showing its adaptiveness with various workloads.

Latency CDF. We provide a detailed view of the latency across all requests through CDF plots. In these plots, we include only MOE-INFINITY and the best-performing baseline, PYTORCH-UM.

Figure 5 shows the CDFs of both SWITCH-LARGE-128 and NLLB-MOE-128. Here, we show the systems in both low load and high load, where the low load indicates a low queuing time and the latency is dominated by the inference time, while the high load indicates a high queuing time and the latency starts to be dominated by the queuing time.

With a low load, we can observe MOE-INFINITY achieves stable low latency performance for all requests with both models. This is because activation-aware prefetching and caching have largely eliminated the need for slow on-demand fetching of experts, minimizing the GPU’s blocking time. With the same load, PYTORCH-UM suffers from slow on-demand expert fetching, particularly evident with the model NLLB-MOE-128, where the tail latency is $22.1\times$ worse than MOE-INFINITY. This performance improvement is also verified with a deeper tracing in the system: we observe that MOE-INFINITY leads to 67% less on-demand fetching than PYTORCH-UM.

With a high load, MOE-INFINITY can still maintain constant low latency across different requests. In contrast, the latency of PYTORCH-UM dominantly shift to around 6.5s in the case of serving NLLB-MOE-128. In this case, the GPU utilization of PYTORCH-UM is below 10% since its GPU is blocked by excessive on-demand fetching and page faults in the operating system, both of which are effectively mitigated in MOE-INFINITY.

Impact of batch size. Batch sizes can determine the ratio of activated experts when processing an input batch. Hence, we measure the performance of MOE-INFINITY and the baselines with batch sizes ranging from 1 to 64. For batch sizes over 64, both MOE-INFINITY and baseline start to suffer from out-of-memory issues due to the exploding size of the KV-cache used in generative inference.

As shown in Figure 6, with SWITCH-LARGE-128, we can observe MOE-INFINITY constantly achieves better latency

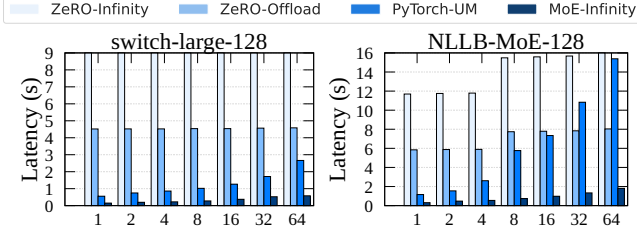


Figure 6: Impacts of batch size.

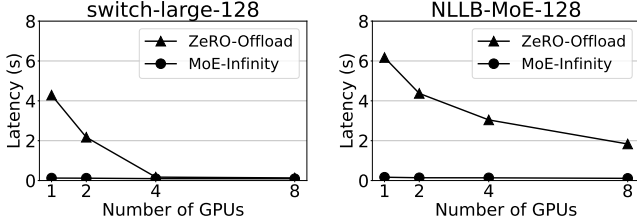


Figure 7: Cost efficiency.

performance than the baselines with batch sizes up to 64. This is because the sparse activation and the temporal locality remain evident even with these relatively large batch sizes. In practice, typical batch sizes in a serving system are in the range of 1 to 32 (2 to 16 reported in AlpaServe and 8 to 32 reported in Orca), indicating that activation-aware expert offloading is useful for typical serving scenarios.

For NLLB-MOE-128, MOE-INFINITY achieves latency as 326ms at batch size 1 and 1.81s at batch size 64. Considering PYTORCH-UM, its latency jumps to 15.38s at batch size 64, indicating that the larger batch size complicates the activation patterns of experts. As a result, maintaining the aggregated metrics for their activation (the case for LFU and LRU) fails to capture the sparse activation and temporal locality in MoE.

Cost efficiency. We also measure how much cost can be saved by using MOE-INFINITY. Here, we consider the number of GPUs as the indicator of the cost of a long-lasting serving system. We have to exclude the results of PYTORCH-UM since the CUDA Unified Memory does not support the sharing of PyTorch tensors in the host memory among multiple GPUs.

According to Figure 7, with SWITCH-LARGE-128, ZERO-OFFLOAD requires $4\times$ more GPUs than MOE-INFINITY to achieve the required one-second latency requirement. Considering NLLB-MOE-128, ZERO-OFFLOAD cannot meet the one-second latency requirement even with 8 GPUs, and it reaches 1.9s latency. In contrast, MOE-INFINITY can reach 122ms even with a single GPU. With these results, MOE-INFINITY can achieve over $8\times$ better cost efficiency than the SOTA multi-GPU serving system. As in NLLB-MOE-128, it is not sufficient for ZeRO to put all parameters in 8 GPUs, thus still suffering from redundant prefetching traffic. Meanwhile MOE-INFINITY already achieves performance as if all parameters needed are in GPU. In a multi-GPU environ-

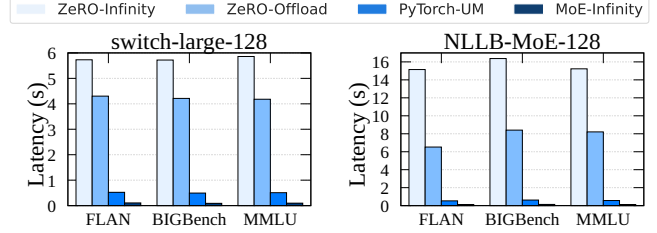


Figure 8: Impacts of datasets.

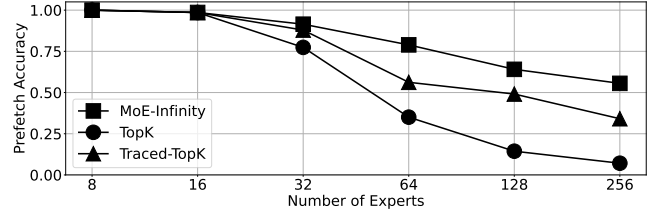


Figure 9: Impacts of numbers of experts.

ment, we observe that MOE-INFINITY not only benefits from better prefetching and caching, but it also benefits from our multi-GPU optimizations with details reported later in this section.

Impacts of datasets. The sparse activation and temporal locality can also vary across different datasets. We evaluate this and report results in Figure 8. Across all datasets (FLAN, BIGBench and MMLU), we can observe MOE-INFINITY consistently achieves much lower latency performance than all baselines. These results show that the EAMC and the EAM used in MOE-INFINITY allow it to adapt to different activation patterns. In MOE-INFINITY, the latency varies by 96ms for NLLB-MOE-128, while in ZeRO it is as large as 2s.

8.3 Activation Aware Expert Prefetching

We then show a micro-benchmark of activation-aware expert prefetching. For a fair comparison, we implement several prefetching approaches in MOE-INFINITY: (i) TOPK: an approach adopted by ZERO-INFINITY, which prefetches the top-K experts by expert IDs in the next layer. The top-K is optimized using the automatic performance tuning toolkit from the same library for exhibiting the best performance. (ii) TRACED-TOPK: an approach adopted by BRAINSTORM, which traces the usage frequency of experts and prefetches the top-K popular experts in the next layer, and the top-K parameter is empirically optimized and we only report its best performance.

Impacts of numbers of experts. The number of experts decides the difficulty of predicting expert activation. To study this, we use SwitchTransformer with the number of experts per layer ranging from 8, 16, 32, 64, 128 to 256. For all these models, we measure the prediction accuracy achieved by dif-

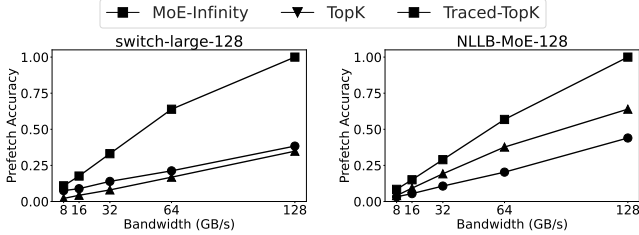


Figure 10: Impacts of prefetching bandwidth.

ferent prefetching methods.

From Figure 9, with only 8 experts per layer, MOE-INFINITY and baselines all achieve high prediction accuracy. With more experts, MOE-INFINITY starts to show noticeable gains in prediction accuracy, and this gain is evident with 32 experts per layer. With 256 experts per layer, MOE-INFINITY achieves 55% accuracy, while TRACED-TOPK achieves 34% and TOPK achieves 7%. These results show that to accurately capture the activation patterns, we need not only tracing (done in TRACED-TOPK), but also more fine-grained sequence-level tracing and continuous prediction refinement.

Impacts of prefetching bandwidth. Prefetching performance is also heavily decided by the bandwidth between different memory tiers (e.g., bandwidth between GPU and host memory). To study this, we evaluate MOE-INFINITY with baseline prefetching methods with simulated prefetching bandwidth from 8GB/s to 128GB/s representing different generations of PCIe techniques. We measure the prefetch accuracy as the recall of experts activated is covered by prefetching. We expect a larger bandwidth can accommodate more misprediction.

From Figure 10, with SWITCH-LARGE-128, we observe that the accuracy of MOE-INFINITY increases linearly and faster than baselines, achieving 2.6x higher accuracy (from 38% to 98%) under 128GB/s bandwidth. MOE-INFINITY prefetches not only experts in the next layer but also experts deeper in models if bandwidth is available, significantly improving the effectiveness of enabling prefetching. In contrast, baselines only look at the next layer, limiting its capability. As for NLLB-MOE-128, MOE-INFINITY achieves 1.5x higher accuracy (from 63% to 99%) under 128GB/s bandwidth. This is because NLLB-MOE-128 dominantly handles sequences for the English translation, and its expert activation exhibits a high degree of similarity, easy for baselines.

Effects of continuous priority refinement. We assess the effects of continuous priority refinement. After disabling the continuous refinement, MOE-INFINITY makes a one-shot prediction for prefetching after the first MoE layer router outputs. With the refinement enabled, the prediction is updated at every MoE layer. In the case of a server with PCIe 4.0 (32GB/s prefetch bandwidth), disabling refinement degrades accuracy by 10% for SWITCH-BASE-128 and 23% for NLLB-

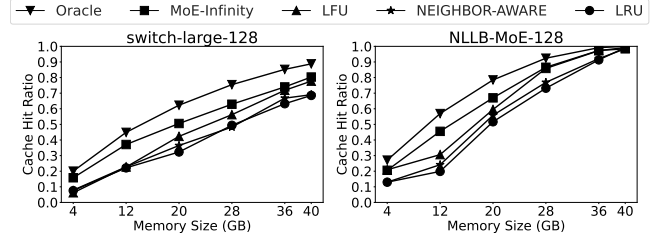


Figure 11: Impacts of cache size.

MOE-128.

Effects of activation-aware priority. We assess the effectiveness of using an activation-aware priority when prefetching experts. Here, we measure the expert-ready latency on the GPU (i.e., time blocking at waiting for expert parameters). By disabling priority we only allow on-demand fetch to jump queue prefetching. Our measurement shows the tail latency to be reduced by 4x when MOE-INFINITY’s activation-aware priority is enabled for switch-large-128.

8.4 Activation Aware Expert Caching

We also show micro-benchmarks for activation-aware expert caching. For a fair comparison, we implement several baseline caching approaches in MOE-INFINITY: (i) LEAST-FREQUENT-USED (LFU): an approach adopted by *BrainStorm* for its cache management, (ii) LEAST-RECENT-USED (LRU): an approach adopted by the CUDA driver in managing the system cache for objects in unified memory, (iii) NEIGHBOR-AWARE: an approach adopted by ZERO-INFINITY which enforces the neighbors of experts to be cached together, improving cache hit ratios compared to LRU, and (iv) ORACLE: representing the theoretical best caching results through a cache’s trace analysis.

Impacts of cache size. We want to study how the cache size affects the performance of MOE-INFINITY. We vary cache sizes from 4GB to 40GB and measure the cache hit ratios of MOE-INFINITY and baseline approaches.

Figure 11 shows the result for SWITCH-LARGE-128. In our single GPU setting, the available cache size for experts in SWITCH-LARGE-128 is 15GB (caching at most 535 experts among 3072 experts). At this point, the hit ratio is 46%, which is 10% lower than ORACLE, while the best baseline reaches 32%. The higher hit ratios in MOE-INFINITY mainly benefit from its priority score design, which prioritizes (i) experts reused in multiple iterations (on average 38% experts are reused), as well as (ii) experts in the initial layers (30% of cache hit cases fits for this purpose).

Figure 11 also shows the result for NLLB-MOE-128. With a small cache size of 8GB, MOE-INFINITY can only cache at most 60 experts out of 1536 experts. In this case, the hit ratio is 34%, 9% lower than ORACLE, while the best baseline reaches 21%. LRU and NEIGHBOR-AWARE perform

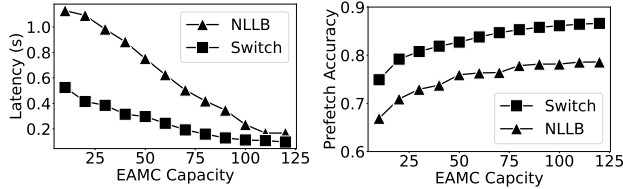


Figure 12: Impacts of EAMC capacity.

worse in such cases, as the reuse of an expert may cross multiple iterations, and this reuse opportunity cannot be captured since the cache size is limited. LFU only counts for access frequency for the expert in the cache. When the expert is evicted, the counter is reset, failing to account for the reuse across iterations. When the cache size is sufficient to cover all experts used in iterations (40GB), EAM is essentially LFU that counts for expert activation frequency without counter reset.

Caching priority breakdown. Here we explain further in detail on how each component in the caching priority score contributes to the overall improvement in the real deployment setting. Using only layer decay priority, MOE-INFINITY improves 6% (44% of the total improvement) in SWITCH-LARGE-128 and 7.5% (57% of the total improvement) in NLLB-MOE-128 from LFU. This is because NLLB-MOE-128 experiences more uniform activation on the first layer compared to SWITCH-LARGE-128. Cross-iteration priority covers the rest 7% and 5.5% for SWITCH-LARGE-128 and NLLB-MOE-128.

8.5 Sequence-Level Expert Activation Tracing

We further study several practical concerns when conducting sequence-level expert activation tracing.

Impacts of EAMC capacity. We want to know how the capacity of EAMC affects MOE-INFINITY’s performance. We conducted 3000 inference requests from the mixed dataset against both models, increasing the capacity of EAMC to observe changes in inference latency and prediction accuracy for prefetching. Figure 12 shows the results of our experiment. ‘Switch’ stands for SWITCH-LARGE-128, and ‘NLLB’ stands for NLLB-MOE-128. As the EAMC capacity increases, the latency of both models gradually decreases until it reaches a stable point. Similarly, the accuracy of predictions increases and eventually converges to a steady state.

Increasing the EAMC capacity has a marginal effect. When the EAMC capacity of SWITCH-LARGE-128 reaches 100, and the capacity of NLLB-MOE-128 reaches 110, further capacity increases no longer improve latency or prediction accuracy. This indicates that when the EAMC capacity reaches a certain level, the system is capable of accommodating a sufficient number of requests such that these requests can represent the majority of possible activation patterns.

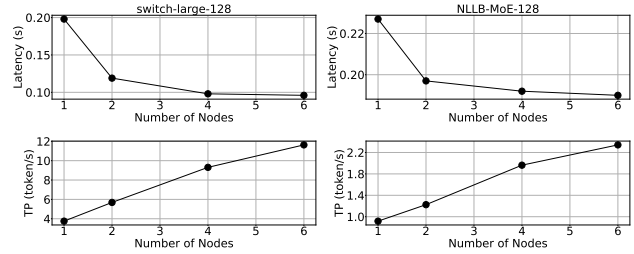


Figure 13: Cluster scalability.

Memory and computation cost of EAMC. Since EAMC is used online for activation prediction, we want to study its performance overheads. Here, we set the limit of memory size as 1.8MB which allows EAMC to accommodate up to 300 EAMs. Searching for the most similar EAM from EAMC costs 21us. Both memory and computation overhead are less than 1% of the model inference memory and latency.

Impacts of distribution drift. We are concerned about how MOE-INFINITY performs if there is a drift in the data distribution in an online serving scenario. To study this, we conducted an experiment where MOE-INFINITY was initially deployed on MMLU for 100 inference requests. Subsequently, we transitioned the dataset to BIGBench to observe the number of input sequences required for MOE-INFINITY to re-adapt to the new data distribution. We rerun the construction algorithm for EAMC after 100 input sequences from the new dataset. For all the models we considered, MOE-INFINITY uses approximately 10-13 input sequences to wait for the reconstruction to finish in the background. Prediction accuracy recovers immediately after that. In practice, we have implemented the online reconstruction of EAMC in MOE-INFINITY.

8.6 Effects of Implementation Optimizations

Finally, we report the effects of the various implementation optimizations in MOE-INFINITY.

Cluster scalability. With the support of expert parallelism, MOE-INFINITY can use multiple nodes to host MoEs that cannot be fitted into the SSD of a GPU server. For this, we want to study the cluster scalability of MOE-INFINITY. Figure 13 (top) demonstrates the latency. We observe that the latency scales down with the number of nodes. SWITCH-LARGE-128 has 200ms latency on one node and decreases to 97ms on 6 nodes. MOE-INFINITY preserves the parameter placement returned by the expert parallelism planner (the same as the one by DeepSpeed). Figure 13 (bottom) demonstrates the inference throughput (TP). We observe that the TP scales with the number of nodes. NLLB-MOE-128 has TP=0.6K tokens/s on one node and scales to TP=2.4K tokens/s on 6 nodes.

Effects of multi-GPU server optimization. MOE-INFINITY adopts many optimizations for its performance on a multi-GPU server. In the case of serving SWITCH-LARGE-128, after enabling atomic memory copy, MOE-INFINITY experiences

2.2× speedup (7.2 ms down to 3.3 ms) on copying experts from DRAM to GPU and 1.3× speedup on SSD to DRAM (4 ms down to 3 ms). The bandwidth on PCIe links can be fully utilized even though experts contain multiple small tensors. Then, applying the NUMA memory pool results in an additional 1.4× improvement by avoiding cross-NUMA data movement, bringing latency down to 2 ms per expert.

9 Related Work

Offloading-supported ML systems. In addition to the offloading systems evaluated above, we have also identified other related offloading-supported ML systems. vLLM [19] supports KV-cache offloading, which is complementary to expert offloading in MOE-INFINITY. The majority of offloading systems are designed for dense models (e.g., FlexGen [34], DeepPlan [14], and SwapAdvisor [12]), and they cannot support MoE inference without substantial extension. Tensor migration (e.g., DeepUM [16], Sentinel [30]) optimizes page migration overhead in unified memory, and MOE-INFINITY is complementary to these approaches.

Model compression. Model compression is another popular approach to reduce model deployment costs. Typical compression techniques include quantization (e.g., MoQE [17], QMoE [8]) and expert pruning [4]. MOE-INFINITY is complementary with these techniques.

Expert parallelism. MoE systems often adopt expert parallelism (EP) for distributed execution. Static EP planning often specifies expert location on initialization (e.g., DeepSpeedMoE [28], GShard [20], Lina [21]). Dynamic EP planning computes the location of experts at runtime (e.g., Janus [23], SmartMoE [40]). We leave the joint optimization of expert offloading and parallelism for future work.

Workload-aware ML systems. ML systems can often benefit from being aware of workloads [24], thereby improving their performance. For instance, KungFu [25] explores adaptive deep learning model training, and Quiver [37] investigates how to leverage workload awareness in graph neural network serving. MOE-INFINITY is designed for MoE models, leading to different tracing, prefetching, and caching methods.

10 Conclusions

This paper describes the design and evaluation of MOE-INFINITY. By employing various methods for activation-aware expert offloading, MOE-INFINITY significantly outperforms SOTA systems when serving various MoEs. We expect that the effectiveness of MOE-INFINITY will be further evident on the upcoming serving servers (e.g., NVIDIA Grace-Hopper), where the bandwidth between host memory and GPUs is anticipated to increase substantially, enhancing the efficiency of the expert offloading approach. We plan to open-source MOE-INFINITY upon acceptance for publication, and we foresee MOE-INFINITY becoming a platform for exploring MoE-optimized deployment systems.

References

- [1] Umer Abdullah. ChatGPT costs \$21 million per month to operate. <https://altfutures.com/chatgpt-costs-21-million-per-month-to-operate>.
- [2] Mikel Artetxe, Shruti Bhosale, Naman Goyal, Todor Mihaylov, Myle Ott, Sam Shleifer, Xi Victoria Lin, Jingfei Du, Srinivasan Iyer, Ramakanth Pasunuru, Giridharan Anantharaman, Xian Li, Shuohui Chen, Halil Akin, Man-deep Baines, Louis Martin, Xing Zhou, Punit Singh Koura, Brian O’Horo, Jeffrey Wang, Luke Zettlemoyer, Mona T. Diab, Zornitsa Kozareva, and Veselin Stoyanov. Efficient large scale language modeling with mixtures of experts. In *EMNLP*, pages 11699–11732. Association for Computational Linguistics, 2022.
- [3] Tom Brown, Benjamin Mann, Nick Ryder, Melanie Subbiah, Jared D Kaplan, Prafulla Dhariwal, Arvind Neelakantan, Pranav Shyam, Girish Sastry, Amanda Askell, et al. Language models are few-shot learners. *Advances in neural information processing systems*, 33:1877–1901, 2020.
- [4] Tianyu Chen, Shaohan Huang, Yuan Xie, Binxing Jiao, Daxin Jiang, Haoyi Zhou, Jianxin Li, and Furu Wei. Task-specific expert pruning for sparse mixture-of-experts. *CoRR*, abs/2206.00277, 2022.
- [5] Marta R. Costa-jussà, James Cross, Onur Çelebi, Maha Elbayad, Kenneth Heafield, Kevin Heffernan, Elahe Kalbassi, Janice Lam, Daniel Licht, Jean Maillard, Anna Sun, Skyler Wang, Guillaume Wenzek, Al Youngblood, Bapi Akula, Loïc Barrault, Gabriel Mejia Gonzalez, Prangthip Hansanti, John Hoffman, Semaerley Jarrett, Kaushik Ram Sadagopan, Dirk Rowe, Shannon Spruit, Chau Tran, Pierre Andrews, Necip Fazil Ayan, Shruti Bhosale, Sergey Edunov, Angela Fan, Cynthia Gao, Vedanuj Goswami, Francisco Guzmán, Philipp Koehn, Alexandre Mourachko, Christophe Ropers, Safiyyah Saleem, Holger Schwenk, and Jeff Wang. No language left behind: Scaling human-centered machine translation. *CoRR*, abs/2207.04672, 2022.
- [6] Weihao Cui, Zhenhua Han, Lingji Ouyang, Yichuan Wang, Ningxin Zheng, Lingxiao Ma, Yuqing Yang, Fan Yang, Jilong Xue, Lili Qiu, Lidong Zhou, Quan Chen, Haisheng Tan, and Minyi Guo. Optimizing dynamic neural networks with brainstorm. In *OSDI*, pages 797–815. USENIX Association, 2023.
- [7] William Fedus, Barret Zoph, and Noam Shazeer. Switch Transformers: Scaling to trillion parameter models with simple and efficient sparsity. *CoRR*, abs/2101.03961, 2021.

- [8] Elias Frantar and Dan Alistarh. Qmoe: Practical sub-1-bit compression of trillion-parameter models. *CoRR*, abs/2310.16795, 2023.
- [9] Arpan Gujarati, Reza Karimi, Safya Alzayat, Wei Hao, Antoine Kaufmann, Ymir Vigfusson, and Jonathan Mace. Serving DNNs like clockwork: Performance predictability from the bottom up. In *OSDI*, pages 443–462. USENIX Association, 2020.
- [10] Mark Harris. Unified Memory for CUDA Beginners. <https://developer.nvidia.com/blog/unified-memory-cuda-beginners/>.
- [11] Dan Hendrycks, Collin Burns, Steven Basart, Andy Zou, Mantas Mazeika, Dawn Song, and Jacob Steinhardt. Measuring massive multitask language understanding. In *ICLR*. OpenReview.net, 2021.
- [12] Chien-Chin Huang, Gu Jin, and Jinyang Li. SwapAdvisor: Pushing deep learning beyond the GPU memory limit via smart swapping. In *ASPLOS*, pages 1341–1355. ACM, 2020.
- [13] HuggingFace. Hugging Face. <https://huggingface.co/models>.
- [14] Jinwoo Jeong, Seungsu Baek, and Jeongseob Ahn. Fast and efficient model serving using multi-gpus with direct-host-access. In *EuroSys*, pages 249–265. ACM, 2023.
- [15] Albert Q. Jiang, Alexandre Sablayrolles, Arthur Mensch, Chris Bamford, Devendra Singh Chaplot, Diego de Las Casas, Florian Bressand, Gianna Lengyel, Guillaume Lample, Lucile Saulnier, L  lio Renard Lavaud, Marie-Anne Lachaux, Pierre Stock, Teven Le Scao, Thibaut Lavril, Thomas Wang, Timoth  e Lacroix, and William El Sayed. Mixtral of experts. *CoRR*, abs/2401.04088, 2024.
- [16] Jaehoon Jung, Jinpyo Kim, and Jaejin Lee. DeepUM: Tensor migration and prefetching in unified memory. In *ASPLOS (2)*, pages 207–221. ACM, 2023.
- [17] Young Jin Kim, Raffy Fahim, and Hany Hassan Awadalla. Mixture of quantized experts (moqe): Complementary effect of low-bit quantization and robustness. *CoRR*, abs/2310.02410, 2023.
- [18] Alexandros Koliou  sis, Pijika Watcharapichat, Matthias Weidlich, Luo Mai, Paolo Costa, and Peter Pietzuch. Crossbow: Scaling deep learning with small batch sizes on multi-gpu servers. *arXiv preprint arXiv:1901.02244*, 2019.
- [19] Woosuk Kwon, Zhuohan Li, Siyuan Zhuang, Ying Sheng, Lianmin Zheng, Cody Hao Yu, Joseph Gonzalez, Hao Zhang, and Ion Stoica. Efficient memory management for large language model serving with pagedattention. In *SOSP*, pages 611–626. ACM, 2023.
- [20] Dmitry Lepikhin, HyoukJoong Lee, Yuanzhong Xu, Dehao Chen, Orhan Firat, Yanping Huang, Maxim Krikun, Noam Shazeer, and Zhifeng Chen. GShard: Scaling giant models with conditional computation and automatic sharding. In *ICLR*. OpenReview.net, 2021.
- [21] Jiamin Li, Yimin Jiang, Yibo Zhu, Cong Wang, and Hong Xu. Accelerating distributed MoE training and inference with Lina. In *USENIX Annual Technical Conference*, pages 945–959. USENIX Association, 2023.
- [22] Zhuohan Li, Lianmin Zheng, Yinmin Zhong, Vincent Liu, Ying Sheng, Xin Jin, Yanping Huang, Zhifeng Chen, Hao Zhang, Joseph E. Gonzalez, and Ion Stoica. AlpaServe: Statistical multiplexing with model parallelism for deep learning serving. In *OSDI*, pages 663–679. USENIX Association, 2023.
- [23] Juncai Liu, Jessie Hui Wang, and Yimin Jiang. Janus: A unified distributed training framework for sparse Mixture-of-Experts models. In *SIGCOMM*, pages 486–498. ACM, 2023.
- [24] Luo Mai, Alexandros Koliou  sis, Guo Li, Andrei-Octavian Brabete, and Peter Pietzuch. Taming hyperparameters in deep learning systems. *ACM SIGOPS Operating Systems Review*, 53(1):52–58, 2019.
- [25] Luo Mai, Guo Li, Marcel Wagenl  nder, Konstantinos Fertakis, Andrei-Octavian Brabete, and Peter Pietzuch. {KungFu}: Making training in distributed machine learning adaptive. In *14th USENIX Symposium on Operating Systems Design and Implementation (OSDI 20)*, pages 937–954, 2020.
- [26] Microsoft. DeepSpeed. <https://github.com/microsoft/DeepSpeed>.
- [27] Microsoft. Virtual Machine series. <https://azure.microsoft.com/en-us/pricing/details/virtual-machines/series/>.
- [28] Samyam Rajbhandari, Conglong Li, Zhewei Yao, Minjia Zhang, Reza Yazdani Aminabadi, Ammar Ahmad Awan, Jeff Rasley, and Yuxiong He. DeepSpeed-MoE: Advancing Mixture-of-Experts inference and training to power next-generation AI scale. In *ICML*, volume 162 of *Proceedings of Machine Learning Research*, pages 18332–18346. PMLR, 2022.
- [29] Samyam Rajbhandari, Olatunji Ruwase, Jeff Rasley, Shaden Smith, and Yuxiong He. ZeRO-infinity: breaking the GPU memory wall for extreme scale deep learning. In *SC*, page 59. ACM, 2021.

- [30] Jie Ren, Jiaolin Luo, Kai Wu, Minjia Zhang, Hyeran Jeon, and Dong Li. Sentinel: Efficient tensor migration and allocation on heterogeneous memory systems for deep learning. In *HPCA*, pages 598–611. IEEE, 2021.
- [31] Jie Ren, Samyam Rajbhandari, Reza Yazdani Aminabadi, Olatunji Ruwase, Shuangyan Yang, Minjia Zhang, Dong Li, and Yuxiong He. ZeRO-Offload: Democratizing billion-scale model training. In *USENIX Annual Technical Conference*, pages 551–564. USENIX Association, 2021.
- [32] Mohammad Shahrhad, Rodrigo Fonseca, Iñigo Goiri, Gohar Chaudhry, Paul Batum, Jason Cooke, Eduardo Laureano, Colby Tresness, Mark Russinovich, and Ricardo Bianchini. Serverless in the wild: Characterizing and optimizing the serverless workload at a large cloud provider. In *USENIX Annual Technical Conference*, pages 205–218. USENIX Association, 2020.
- [33] Noam Shazeer, Azalia Mirhoseini, Krzysztof Maziarz, Andy Davis, Quoc V. Le, Geoffrey E. Hinton, and Jeff Dean. Outrageously large neural networks: The sparsely-gated Mixture-of-Experts layer. In *ICLR (Poster)*. OpenReview.net, 2017.
- [34] Ying Sheng, Lianmin Zheng, Binhang Yuan, Zhuohan Li, Max Ryabinin, Beidi Chen, Percy Liang, Christopher Ré, Ion Stoica, and Ce Zhang. Flexgen: High-throughput generative inference of large language models with a single GPU. In *ICML*, volume 202 of *Proceedings of Machine Learning Research*, pages 31094–31116. PMLR, 2023.
- [35] Chijun Sima, Yao Fu, Man-Kit Sit, Liyi Guo, Xuri Gong, Feng Lin, Junyu Wu, Yongsheng Li, Haidong Rong, Pierre-Louis Aublin, and Luo Mai. Ekko: A large-scale deep learning recommender system with low-latency model update. In *OSDI*, pages 821–839. USENIX Association, 2022.
- [36] Aarohi Srivastava, Abhinav Rastogi, Abhishek Rao, Abu Awal Md Shoeb, Abubakar Abid, Adam Fisch, Adam R. Brown, Adam Santoro, Aditya Gupta, Adrià Garriga-Alonso, Agnieszka Kluska, Aitor Lewkowycz, Akshat Agarwal, Alethea Power, Alex Ray, Alex Warstadt, Alexander W. Kocurek, Ali Safaya, Ali Tazarv, Alice Xiang, Alicia Parrish, Allen Nie, Aman Hussain, Amanda Askill, Amanda Dsouza, Ameet Rahane, Anantharaman S. Iyer, Anders Andreassen, Andrea Santilli, Andreas Stuhlmüller, Andrew M. Dai, Andrew La, Andrew K. Lampinen, Andy Zou, Angela Jiang, Angelica Chen, Anh Vuong, Animesh Gupta, Anna Gottardi, Antonio Norelli, Anu Venkatesh, Arash Gholamidavoodi, Arfa Tabassum, Arul Menezes, Arun Kirubarajan, Asher Mullokandov, Ashish Sabharwal, Austin Herrick, Avia Efrat, Aykut Erdem, Ayla Karakas, and et al. Beyond the imitation game: Quantifying and extrapolating the capabilities of language models. *CoRR*, abs/2206.04615, 2022.
- [37] Zeyuan Tan, Xiulong Yuan, Congjie He, Man-Kit Sit, Guo Li, Xiaoze Liu, Baole Ai, Kai Zeng, Peter Pietzuch, and Luo Mai. Quiver: Supporting gpus for low-latency, high-throughput gnn serving with workload awareness. *arXiv preprint arXiv:2305.10863*, 2023.
- [38] Jason Wei, Maarten Bosma, Vincent Y. Zhao, Kelvin Guu, Adams Wei Yu, Brian Lester, Nan Du, Andrew M. Dai, and Quoc V. Le. Finetuned language models are zero-shot learners. In *ICLR*. OpenReview.net, 2022.
- [39] Gyeong-In Yu, Joo Seong Jeong, Geon-Woo Kim, Soojeong Kim, and Byung-Gon Chun. Orca: A distributed serving system for transformer-based generative models. In *OSDI*, pages 521–538. USENIX Association, 2022.
- [40] Mingshu Zhai, Jiaao He, Zixuan Ma, Zan Zong, Runqing Zhang, and Jidong Zhai. SmartMoE: Efficiently training sparsely-activated models through combining offline and online parallelization. In *USENIX Annual Technical Conference*, pages 961–975. USENIX Association, 2023.