

Functors induced by comma categories

Suddhasattwa Das *

March 22, 2024

Abstract

The purpose of category theory is to provide a collective description of many arrangements in mathematics, such as topological spaces, Banach spaces and game theory. Within this collective description, the perspective from any individual member of the collection is provided by its associated left or right slice. The assignment of slices to objects extends to a functor from the base category, into the category of categories. We extend this observation to a more general situation of two categories \mathcal{A} and \mathcal{B} mapping into a third category \mathcal{C} , via functors F, G . Such arrangements abound in mathematics (1), and are studied via the comma category $[F; G]$. Objects in this category are morphisms between objects of \mathcal{A} and \mathcal{B} , via the functors F, G . We show that these objects also have a natural interpretation as functors between slice categories of \mathcal{A} and \mathcal{B} . Thus even though \mathcal{A} and \mathcal{B} may have completely disparate structures, some functors between their slices can be interpreted as morphisms in \mathcal{C} .

1 Introduction.

Our discussion will be based on the following general arrangement of categories and functors :

$$\begin{array}{ccc} \mathcal{A} & & \mathcal{B} \\ & \searrow \alpha & \swarrow \beta \\ & \mathcal{C} & \end{array} \quad (1)$$

The comma category $[\alpha ; \beta]$ built from this arrangement has as objects

$$ob([\alpha ; \beta]) := \{(a, b, \phi) : a \in ob(\mathcal{A}), b \in ob(\mathcal{B}), \phi \in \text{Hom}_{\mathcal{C}}(\alpha a; \beta b)\},$$

and the morphisms comprise of pairs $\{(f, g) : f \in \text{Hom}(D), g \in \text{Hom}(E)\}$ such that the following commutation holds :

$$(a, \phi, b) \xrightarrow{(f, g)} (a', \phi', b') \Leftrightarrow \begin{array}{ccc} a & b & \alpha a \xrightarrow{\alpha f} \alpha a' \\ \downarrow f & \downarrow g & \downarrow \phi \quad \downarrow \phi' \\ a' & b' & \beta b \xrightarrow{\beta g} \beta b' \end{array} \text{ s.t.}$$

Thus $[\alpha ; \beta]$ may be interpreted as a the category of bindings between α, β , via their common codomain \mathcal{C} . Comma categories contain as sub-structures, the original categories \mathcal{A}, \mathcal{B} , via the *forgetful* functors

$$\mathcal{A} \xleftarrow{\pi_1} [\alpha ; \beta] \xrightarrow{\pi_2} \mathcal{B}$$

*Department of Mathematics and Statistics, Texas Tech University, Texas, USA

whose action on morphisms in $[\alpha ; \beta]$ can be described as

$$\begin{array}{ccccc}
 a & & \alpha a & \xrightarrow{\alpha f} & \alpha a' \\
 \downarrow f & \xleftarrow{\pi_1} & \downarrow \phi & & \downarrow \phi' \\
 a' & & \beta b & \xrightarrow{\beta g} & \beta b' \\
 & & & & \downarrow g \\
 & & & & b'
 \end{array}$$

Comma categories prevail all over category theory and mathematics in general, such as graph theory (e.g. 2), in the theory of lenses and fibrations (e.g. 3), iterative algebras (e.g. 4), stochastic processes (e.g. 5), and mathematical logic (e.g. 6; 7). If a category can be presented as a comma category, then one obtains additional results to prove the existence of limits and colimits (e.g. 8; 9).

A particular instance of comma categories are *slice categories*. Henceforth, we shall use the symbol \star to denote the category with a single object with no non-trivial morphism. Take any category \mathcal{X} , and an object x in it. This object may be interpreted by a unique functor from \star to \mathcal{X} , which we shall also denote by $\star \xrightarrow{x} \mathcal{X}$. Now set

$$\mathcal{B} = \star, \mathcal{A} = \mathcal{C} = \mathcal{X}, \beta = x, \alpha = \text{Id}_{\mathcal{X}},$$

in (1). The resulting comma category $[\text{Id}_{\mathcal{X}} ; x]$ is known as the left slice of x in \mathcal{X} , and will be denoted more briefly as $[\mathcal{X} ; x]$. A typical morphism in this category is shown below

$$\begin{array}{ccc}
 y & \xrightarrow{f} & x \\
 \phi \downarrow & \nearrow f' & \\
 y' & &
 \end{array}$$

The objects are the morphisms shown in blue, and a morphism ϕ from f to f' is a morphism $\phi : y \rightarrow y'$ such that the above commutation holds. One can similarly define the right slice of an object within its category. An important example of a slice category is the right slice of the pointed space in the category $[\text{Topo}]$ of topological spaces. This corresponds to the category of pointed topological spaces. If \mathcal{X} is a preorder category, the left or right slice of an object x is the *down-set* or *up-set* of the object. If \mathcal{X} is the collection of subsets of a superset \mathcal{U} ordered by inclusion, then the left slice of any subset x of \mathcal{U} is the power set of x , also ordered by inclusion.

Yet another important manifestation of comma categories are *arrow categories*. If we set

$$\mathcal{A} = \mathcal{B} = \mathcal{C} = \mathcal{X}, \alpha = \beta = \text{Id}_{\mathcal{X}},$$

in (1), then the resulting comma category $[\text{Id}_{\mathcal{X}} ; \text{Id}_{\mathcal{X}}]$ is called the arrow category of \mathcal{X} , and is denoted by $\text{Arrow}[\mathcal{X}]$. The objects in this category are the arrows or morphisms in \mathcal{X} . A morphism between two arrows $x \xrightarrow{f} x'$ and $y \xrightarrow{g} y'$ is a pair of morphisms $x \xrightarrow{\phi} y$ and $x' \xrightarrow{\phi'} y'$ such that the following commutation holds :

$$\begin{array}{ccc}
 x & \xrightarrow{f} & x' \\
 \phi \downarrow & & \downarrow \phi' \\
 y & \xrightarrow{g} & y'
 \end{array}$$

Thus $\text{Arrow}[\mathcal{X}]$ reveals how the arrows of \mathcal{X} are bound to each other via the commutation relations in \mathcal{X} . An important example of an arrow category is the arrow category of $[\text{Topo}]$. This corresponds to the category of topological pairs.

Comma, slice and arrow categories thus represent finer structures present within categories. The forgetful functors inbuilt into comma categories may also be arranged into diagrams similar to (1). For example

consider

$$\begin{array}{ccc} [\alpha ; \beta] & & \star \\ & \searrow \pi_1 & \swarrow b \\ & \mathcal{B} & \end{array}$$

where b is an object of \mathcal{B} and \star is the 1-point category. This arrangement creates the comma category $\left[\pi_1^{[\alpha ; \beta]} ; b \right]$, whose objects are

$$ob\left(\left[\pi_1^{[\alpha ; \beta]} ; b \right]\right) := \left\{ \begin{array}{cc} \alpha a' & b' \\ \downarrow f & \downarrow g \\ \beta b' & b \end{array} \right\} \quad (2)$$

Every such object creates the arrangement :

$$\alpha a' \xrightarrow{f} \beta b' \xrightarrow{\beta g} \beta b'$$

We now shift our attention from the arrangement of (1) to one of the form $\mathcal{X} \xrightarrow{\iota} \mathcal{Y} \xleftarrow{\iota} \mathcal{X}$. More precisely

Assumption 1. *There are complete categories \mathcal{X} and \mathcal{Y} , with initial objects $0_{\mathcal{X}}$ and $0_{\mathcal{Y}}$ respectively, and there is a continuous functor $\iota : \mathcal{X} \rightarrow \mathcal{Y}$ such that $0_{\mathcal{Y}} = \iota(0_{\mathcal{X}})$.*

Let $\llbracket \text{Cat} \rrbracket$ denote the category of small categories. Let $\text{LeftSlice}(\mathcal{X})$ denote the full subcategory of $\llbracket \text{Cat} \rrbracket$ generated by the slice categories

$$[\mathcal{X} ; \Omega], \quad \Omega \in ob(\mathcal{X}).$$

Let $\iota(\mathcal{X})$ denote the full subcategory of \mathcal{Y} generated by objects of ι . Note that the arrows in $\iota(\mathcal{X})$ are precisely the objects of $[\iota ; \iota]$.

Theorem 1. *Let Assumptions 1, 3, 4 and 5 hold. Then there is a functor*

$$\iota(\mathcal{X}) \xrightarrow{\text{Dyn}} \text{LeftSlice}(\mathcal{X}),$$

This functor maps every object $\Omega \in \mathcal{X}$ to the left slice $[\mathcal{X} ; \Omega]$. It maps an arrow $\iota\Omega \xrightarrow{F} \iota\Omega'$ into a functor

$$[\mathcal{X} ; \Omega] \xrightarrow{\tau_F} [\mathcal{X} ; \Omega']$$

such that for every $A \xrightarrow{a} \Omega \in [\mathcal{X} ; \Omega]$, $\tau_F(a)$ creates a commutation square

$$\begin{array}{ccc} \iota A & \xrightarrow{\tau_F(a)} & \iota B \\ \iota a \downarrow & & \downarrow \iota b \\ \iota \Omega & \xrightarrow{F} & \iota \Omega' \end{array}$$

for some $B \xrightarrow{b} \Omega' \in [\mathcal{X} ; \Omega']$. Moreover, this square is universal in the sense that for any slice-object $b' : B' \rightarrow \Omega'$ and any morphism $f : \iota A \rightarrow \iota B'$, if the commutation square composed of the blues arrows below

holds :

$$\begin{array}{ccc}
 & & \xrightarrow{f} \iota B' \\
 \forall \quad \iota A & \xrightarrow{\tau_F(a)} & \iota B \\
 \downarrow \iota a & & \downarrow \iota b \\
 \iota \Omega & \xrightarrow{F} & \iota \Omega'
 \end{array}
 \quad
 \begin{array}{c}
 \nearrow \exists! \phi \\
 \searrow \iota b'
 \end{array}$$

then there is a unique morphism ϕ which factors the outer commutation loop into the inner commutation loop.

One can interpret a category as a context, such as topology, Markov processes or topoi. The left slice objects in $\text{LeftSlice}(\mathcal{X})$ reside within the structure of \mathcal{X} . Theorem 1 demonstrates a manner in which morphisms from a different category \mathcal{Y} , provided there is a functor ι satisfying a series of assumptions. The comma category (2) will play a significant role in the next section, where we state our main results. Our main results describe how the objects of comma categories create a functor between the slice categories sitting at the end-points of the arrows.

Theorem 1 relies on Assumptions other than 1, which will be declared in later chapters. Theorem 1 will be proved in Section 4. Theorem 1. Theorem 1 has several components to it, and each demand a closer look. We do that in the next two chapters.

2 The induced functor between slices.

Theorem 1 was about the comma category $[\iota ;]_\iota$ which is a special case of (1). We now make an assumption on (1), which turns out to be a generalization of Assumption 1.

Assumption 2. *The category \mathcal{A} and \mathcal{B} from (1) are complete, the functor β is continuous. Categories \mathcal{A} and \mathcal{C} have initial elements $0_{\mathcal{A}}$ and $0_{\mathcal{C}}$ respectively, and $\alpha(0_{\mathcal{A}}) = 0_{\mathcal{C}}$*

Our first result arises from the simple situation when two objects a, b are picked from \mathcal{A}, \mathcal{B} in (1), mapped into \mathcal{C} , and bound by a morphism ϕ in \mathcal{C} . The objects a, b have their own left-slice categories in \mathcal{A}, \mathcal{B} , which are independent of each other as well as \mathcal{C} . We shall see how the morphism ϕ induces a functor between these two categories.

Theorem 2 (Induced functor). *Assume the arrangement of (1), and let Assumption 2 hold. Fix an object $\alpha a \xrightarrow{F} \beta b$ of the comma category $[\alpha ; \beta]$. Then there is a functor $\tau_F : [\mathcal{A} ; a] \rightarrow [\alpha ; \beta]$ such that for any object $a' \xrightarrow{f} a$ in $[\mathcal{A} ; a]$, there is an object $b' \xrightarrow{g} b$ in $[\mathcal{B} ; b]$, such that the following commutation holds*

$$\begin{array}{ccc}
 \alpha a' & \xrightarrow{\tau_F(f)} & \beta b' \\
 \beta f \downarrow & & \downarrow \beta g \\
 \alpha a & \xrightarrow{F} & \beta b
 \end{array} \tag{3}$$

Moreover, $\tau_F(f)$ is minimal in the sense for any other object $b'' \xrightarrow{g} b$, if the commutation shown below on

the left holds :

$$\begin{array}{ccc}
 \alpha a' & \xrightarrow{\tilde{F}} & \beta b'' \\
 \alpha f \downarrow & & \downarrow \beta g'' \\
 \alpha a & \xrightarrow{F} & \beta b
 \end{array}
 \Rightarrow
 \begin{array}{ccc}
 & \xrightarrow{\tau_F(f)} & \beta b' \\
 \alpha a' & \xrightarrow{\tilde{F}} & \beta b'' \\
 \alpha f \downarrow & & \downarrow \beta g'' \\
 \alpha a & \xrightarrow{F} & \beta b
 \end{array}$$

then there is a unique morphism $b' \xrightarrow{\phi} b''$ such that the commutation on the right holds.

Remark. The minimality so described is hardly surprising, since whenever a commutation such as (3) holds, the following commutation also holds

$$\begin{array}{ccc}
 & \xrightarrow{\tau_F(f)} & \beta b' \\
 \alpha a' & \xrightarrow{\beta g \circ \tau_F(f)} & \beta b \\
 \alpha f \downarrow & & \downarrow \beta \text{Id}_b \\
 \alpha a & \xrightarrow{F} & \beta b
 \end{array}$$

This diagram is a special case of the second claim of Theorem 2, with $\tilde{F} = \beta g \circ \tau_F(f)$ and $\phi = g'$.

Remark. One of the consequences of Theorem 2 and the commutation in (3) is

$$\begin{array}{ccc}
 & [\mathcal{A} ; a] & \\
 \pi_1 \swarrow & \downarrow \tau_F & \\
 \mathcal{A} & \xleftarrow{\pi_1} & [\alpha ; \beta]
 \end{array}$$

Any object $a' \xrightarrow{f} a$ in $[\mathcal{A} ; a]$ is sent by π_1 into a' , whereas it is sent by τ_F into $\tau_F(f)$, which is then sent by π_1 into a' . This commutation be extended as follows :

$$\begin{array}{ccccc}
 [\mathcal{A} ; a] & \xrightarrow{\text{Dyn}_F} & [\mathcal{B} ; b] & & \\
 \pi_1 \swarrow & \downarrow \tau_F & \downarrow \pi_1 & & \\
 \mathcal{A} & \xleftarrow{\pi_1} & [\alpha ; \beta] & \xrightarrow{\pi_2} & \mathcal{B}
 \end{array} \tag{4}$$

The diagram presents a new functor Dyn_F between the slice categories associated to the terminal points of the comma object F . Both Theorem 2 and (4) are consequences of the following more general result :

Theorem 3. Under the same assumptions as Theorem 2 and the category in (2). Then there is a functor

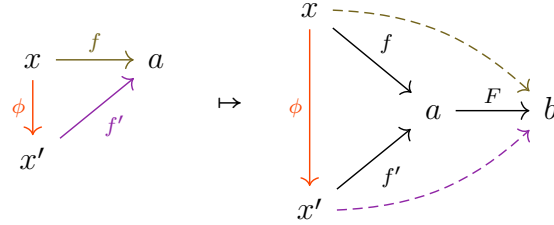
$$\bar{\tau}_F : [\mathcal{A} ; a] \rightarrow [\pi_2^{[\alpha ; \beta]} ; b]$$

such that the functors τ_F and Dyn_F are created via composition :

$$\begin{array}{ccccc}
 & [\mathcal{A}; a] & \xrightarrow{\text{Dyn}_F} & [\mathcal{B}; b] & \\
 \tau_F \swarrow & & \searrow \bar{\tau}_F & & \uparrow \text{Restrict} \\
 [\alpha; \beta] & \xleftarrow{\pi_1} \mathcal{UR}(\alpha, \beta) \xleftarrow{\subseteq} & [\pi_2^{[\alpha; \beta]}; b] & &
 \end{array} \tag{5}$$

Theorem 3 jointly implies Theorem 2 and (4). It is proved in Section 8.

Remark. When $\mathcal{A} = \mathcal{B} = \mathcal{C}$ in (1), and $\alpha = \beta = \text{Id}_{\mathcal{A}}$, then $[\alpha; \beta]$ is just the arrow category $\text{Arrow}[\mathcal{A}]$. Any object $a \xrightarrow{F} b$ in this category induces a functor between the slice categories :



The yellow and blue arrows represent different objects in the respective slice categories, and the red arrows represent morphisms between these objects. The diagram on the right is obtained from the left by simply composing with F . This functorial relation coincides with τ_F .

Remark. While τ_F has a simple interpretation when all the functors in (1) are identities, determining an induced functor in the more general setting is not trivial. One notable approach relies on the existence of special factorization systems (e.g. 10; 11). This approach has been extended to an axiomatic study of topology (12; 13; 14; 15).

In the next section, we look more closely at the correspondence between F and τ_F .

3 Surjectivity of the induced morphism.

Theorem 2 presents how an object in a comma category induces a functor between the left- slices associated to the two endpoints of the object. The functor is realized through morphisms in \mathcal{C} binding an object in a left slice object in \mathcal{A} , to a left slice object in \mathcal{B} . In this section we shift our attention to the case when $\mathcal{A} = \mathcal{B}$. In that case all the left slices involved are within the same category.

Recall that a morphism f in any category is said to be *surjective* or equivalently, an *epimorphism*, if for any composable morphisms g, g' , if $g'f = gf$, then $g = g'$. Similarly, a morphism is said to be *injective* or equivalently, a *monomorphism*, if for any composable morphisms g, g' , if $fg' = fg$, then $g = g'$. Our next important realization will be that the induced morphisms $\tau_F(f)$ are surjective. We need the following assumption :

Assumption 3. For every monomorphism f in \mathcal{Y} , there are morphisms g in \mathcal{Y} and h in \mathcal{Y} such that $f = (\iota h)g$.

Theorem 4. Assumptions 1 and 3 hold. Then the induced morphisms $\tau_F(f)$ from Theorem 2 are surjective.

The proof requires the following lemma :

Lemma 3.1. In any category, an equalizer is injective.

Proof of Theorem 4. To prove surjectivity we need to show that for any pair of morphisms $\alpha, \beta : \iota B \rightarrow C$, if $\alpha \circ \tau_F f = \beta \circ \tau_F f$ then $\alpha = \beta$. Since \mathcal{Y} is complete it has equalizers. Consider the following diagram in which the equalizer of α, β has been shown.

$$\begin{array}{ccccc}
 & & D & \xrightarrow{\quad} & \\
 & \exists! \phi \nearrow & \downarrow \text{Eq}(\alpha, \beta)'' & \searrow & \\
 \iota A & \xrightarrow{\tau_F(a)} & \iota B & \xrightarrow{\alpha} & C \xleftarrow{\cong} C \\
 & & \downarrow \beta & & \uparrow \cong \\
 & & C & &
 \end{array}$$

Since the equalizer is by definition, the universal morphism γ such that $\beta\gamma = \alpha\gamma$, the morphism $\tau_F(f)$ must factor through the equalizer via the morphism ϕ as shown. Now by Lemma 3.1, the morphism $\text{Eq}(\alpha, \beta)$ is injective. By Assumption 3, $\text{Eq}(\alpha, \beta)$ factorizes as shown below.

$$\begin{array}{ccccc}
 & & D & \xrightarrow{f} & \iota E \\
 & \phi \nearrow & \downarrow \text{Eq}(\alpha, \beta)'' & \nwarrow \iota\psi & \\
 \iota A & \xrightarrow{\tau_F(a)} & \iota B & &
 \end{array}$$

This commutation diagram can be joined with the definition of $\tau_F(f)$ to get

$$\begin{array}{ccccc}
 & & D & \xrightarrow{f} & \iota E \\
 & \phi \nearrow & \downarrow \text{Eq}(\alpha, \beta)'' & \nwarrow \iota\psi & \\
 \iota A & \xrightarrow{\tau_F(a)} & \iota B & & \\
 \downarrow \iota a & & \downarrow \iota b & & \downarrow \iota(b \circ \psi) \\
 \iota \Omega & \xrightarrow{F} & \iota \Omega' & &
 \end{array}$$

By the universality of $\tau_F(f)$, the morphism ψ must be an isomorphism. This would mean that $\text{Eq}(\alpha, \beta)$ is an isomorphism too. This in turn implies that $\alpha = \beta$, which was our goal. This completes the proof of Theorem 4. \square

4 Algebra of induced functors.

We have been examining the particular instance of (1) when $\mathcal{A} = \mathcal{B} = \mathcal{X}$, and $\mathcal{C} = \mathcal{Y}$, and both functors α, β are $\iota : \mathcal{X} \rightarrow \mathcal{Y}$. In that case, the diagram (4) becomes

$$\begin{array}{ccccc}
 \mathcal{X} & \xleftarrow{\pi_1} & [\iota ; \iota] & \xrightarrow{\pi_2} & \mathcal{X} \\
 \uparrow \pi_2 & & \nearrow \tau_F & & \uparrow \pi_2 \\
 [\mathcal{X} ; \Omega] & \xrightarrow{\text{Dyn}_F} & & & [\mathcal{X} ; \Omega']
 \end{array}$$

One of the consequences of equating \mathcal{A} and \mathcal{B} is that the functor described by Theorems 2 and 3 are between slices of the same category. Our goal is to investigate the composability of the horizontal arrows in the bottom row. To gain a precise footing, we assume

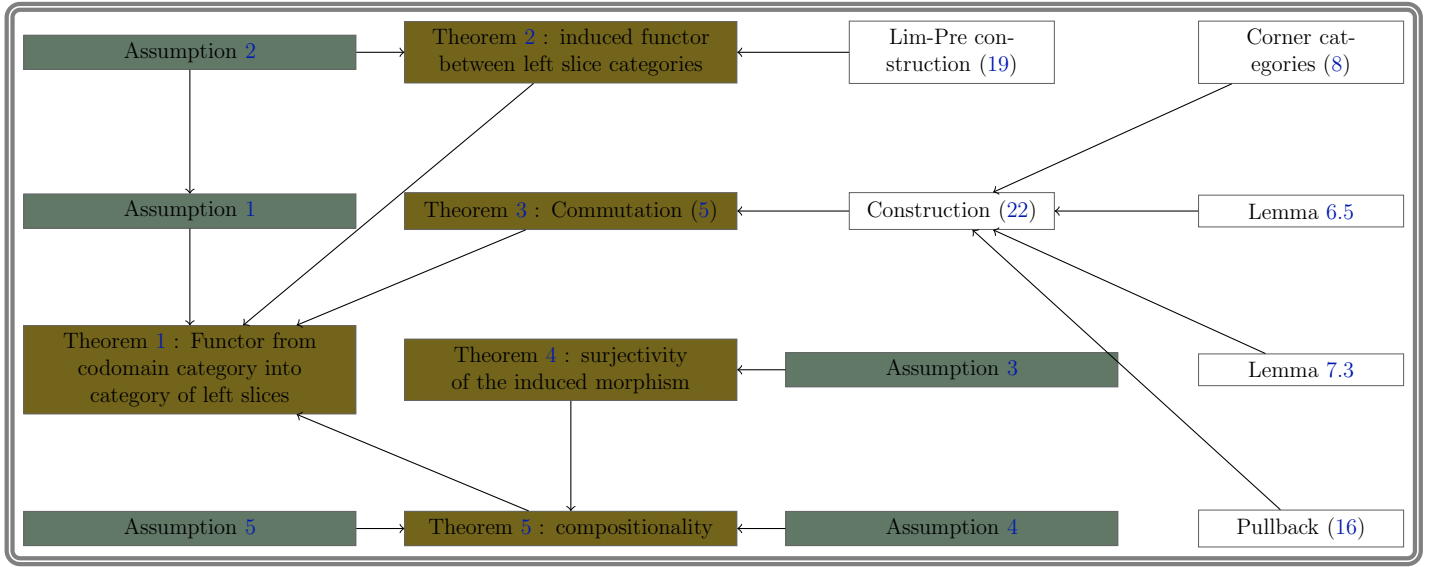


Figure 1: Outline of the results, assumptions, and their logical dependence. The green boxes display the various assumptions, and yellow boxes display the main results.

Assumption 4. *The image under ι of every morphism in \mathcal{X} is injective in \mathcal{Y} .*

Assumption 5. *Any morphism in \mathcal{Y} which is both surjective and injective is an isomorphism.*

Assumption 5 is satisfied in categories such as topoi (16; 17; 18)

Theorem 5 (Compositionality of induced functors). *Suppose Assumptions and 1 hold. Then there is a functor*

$$\iota(\mathcal{X}) \xrightarrow{\tau} \text{LeftSlice}(\mathcal{X}),$$

which maps an arrow $\iota\Omega \xrightarrow{F} \iota\Omega'$ into $[\mathcal{X}; \Omega] \xrightarrow{\tau_F} [\mathcal{X}; \Omega']$.

Remark. Theorem 5 essentially says that the correspondence of Dyn_F with F preserves composition. This leads to the following diagram :

$$\begin{array}{c}
 \begin{array}{c} \iota\Omega \\ \downarrow F \\ \iota\Omega' \\ \downarrow F' \\ \iota\Omega'' \end{array} \xRightarrow{F' \circ F} \begin{array}{c} \downarrow \tau_F \\ [\iota; \iota] \end{array}
 \end{array}
 \Rightarrow
 \begin{array}{ccccc}
 & & \text{Dyn}_{F' \circ F} & & \\
 & & \curvearrowright & & \\
 [\mathcal{X}; \Omega] & \xrightarrow{\text{Dyn}_F} & [\mathcal{X}; \Omega'] & \xrightarrow{\text{Dyn}_{F'}} & [\mathcal{X}; \Omega''] \\
 \downarrow \tau_F & \swarrow \pi_1 & \downarrow \tau_F & \swarrow \pi_2 1 & \downarrow \pi_1 \\
 [\iota; \iota] & \xrightarrow{\pi_2} & \mathcal{X} & & [\iota; \iota] \xrightarrow{\pi_2} \mathcal{X} \\
 & \searrow \pi_2 & & & \\
 & & [\iota; \iota] & \xrightarrow{\pi_2} & \mathcal{X}
 \end{array}$$

The upper commuting loop is the statement of Theorem 5. The outer commuting loop, along with the two smaller loops are a consequence of (4).

Lemma 4.1. *In any category \mathcal{C} , if f, g are two composable morphisms such that $f, g \circ f$ are surjective, then g is also surjective.*

Proof. We need to shown that for any morphisms α, β such that $\alpha g = \beta g$, α must equal β . Now note that

$$\alpha(gf) = (\alpha g)f = (\beta g)f = \beta(gf).$$

Since gf is surjective, we must have $\alpha = \beta$, proving the claim. \square

Proof of Theorem 5. We start with the following setup :

$$\begin{array}{ccccc} \iota A & & & & \\ \downarrow \iota a & & & & \\ \iota \Omega & \xrightarrow{F} & \iota \Omega' & \xrightarrow{F'} & \iota \Omega'' \end{array}$$

This contains an object $A \in [\mathcal{X}; \Omega]$, and two composable arrows $F, F' \in [\iota; \iota]$. We can apply the functors τ_F and $\tau_{F'}$ in succession to get

$$\begin{array}{ccccc} \iota A & \xrightarrow{\tau_F(a)} & \iota B & \xrightarrow{\tau_{F'}(b)} & \iota C \\ \downarrow \iota a & & \downarrow \iota b & & \downarrow \iota c \\ \iota \Omega & \xrightarrow{F} & \iota \Omega' & \xrightarrow{F'} & \iota \Omega'' \end{array}$$

To prove Theorem 5, it has to be shown that the composition along the arrows in the upper row equals $\tau_{F' \circ F}$. The object $\tau_{F' \circ F}(a)$ can be drawn as shown below :

$$\begin{array}{ccccc} & & \tau_{F' \circ F}(a) & & \\ & \searrow & \curvearrowright & \searrow & \\ \iota A & \xrightarrow{\tau_F(a)} & \iota B & \xrightarrow{\tau_{F'}(b)} & \iota C & \xrightarrow{\iota \phi} & \iota D \\ \downarrow \iota a & & \downarrow \iota b & & \downarrow \iota c & & \downarrow \iota d \\ \iota \Omega & \xrightarrow{F} & \iota \Omega' & \xrightarrow{F'} & \iota \Omega'' & & \end{array}$$

The connecting morphism $\phi : C \rightarrow D$ exists by the minimality of $\tau_{F' \circ F}(a)$. The upper commuting loop can be expressed as

$$\tau_{F'}(b) \circ \tau_F(a) = \iota \phi \circ \tau_{F' \circ F}(a).$$

By Theorem 5, all the three morphisms $\tau_F(a)$, $\tau_{F'}(b)$ and $\tau_{F' \circ F}(a)$ are surjective. Thus by Lemma 4.1, $\iota \phi$ must be surjective too. By Assumption 4 $\iota \phi$ is also injective. Thus by Assumption 5, $\iota \psi$ is an isomorphism. This implies that $\tau_{F'}(b) \circ \tau_F(a)$ and $\tau_{F' \circ F}(a)$ are equal up to isomorphism. This completes the proof of Theorem 5. \square

This completes the statement of our main results. The proof of Theorem 1 can now be completed.

Proof of Theorem 1. Note that Assumption 1 in Theorem 1 is a special case of Assumption 2. As a result we can build the induced functors $\bar{\tau}_F$ and τ_F from Theorems 2 and 3 respectively. Since ι is assumed to be injective on objects, the objects of $\iota(\mathcal{X})$ are in bijection with the object of \mathcal{X} . Thus each object in $\iota(\mathcal{X})$ corresponds to a unique image $\iota \Omega$, for some $\Omega \in ob(\mathcal{X})$. The functoriality now follows from Theorem 5. This completes the proof of Theorem 1. \square

The proof of the main theorem require building a deeper insight into the inter-relations between comma, arrow, and slice categories. We build this insight over the course of three sections 5, 6 and 7. In the next

section, we complete the proof of Theorem 1.

5 Comma and arrow categories.

In this section we briefly recall the basic definitions and properties of a general construction in category theory, called comma categories. We assume though out this section the general arrangement of (1). This arrangement creates a comma category $[\alpha ; \beta]$. Of special interest to us is the arrow category of this category : $\text{Arrow}[[\alpha ; \beta]]$. The objects of this category are commutations of the form

$$\begin{array}{ccc} \alpha a & \xrightarrow{\phi} & \beta b \\ \alpha f \downarrow & & \downarrow \beta g \\ \alpha a' & \xrightarrow{\phi'} & \beta b' \end{array}, \quad a, a' \in \text{ob}(\mathcal{A}), \quad b, b' \in \text{ob}(\mathcal{B}). \quad (6)$$

The vertical morphisms lie in \mathcal{C} while the horizontal morphisms are the images of morphisms in \mathcal{A} and \mathcal{B} . The key to proving our results is the realization that the different pieces of (6) are also comma categories of various kinds. Let us consider the lower left and upper right corners of (6) :

$$\begin{array}{ccc} \alpha a & & \alpha a \xrightarrow{\phi} \beta b \\ \alpha f \downarrow & & \downarrow \beta g \\ \alpha a' & \xrightarrow{\phi'} & \beta b' \end{array}, \quad \begin{array}{ccc} \alpha a & \xrightarrow{\phi} & \beta b \\ & & \downarrow \beta g \\ & & \beta b' \end{array}$$

This first diagram is an object of the comma category

$$\mathcal{DL}(\alpha, \beta) := [\text{Id}_{\mathcal{A}} ; \pi_1^{[\alpha ; \beta]}]$$

The DL indicates "down-left", the position of an object of this category relative to an object of $\text{Arrow}[[\alpha ; \beta]]$ (6). Similarly, the top-right corner is an object of the category

$$\mathcal{UR}(\alpha, \beta) := [\pi_2^{[\alpha ; \beta]} ; \text{Id}_{\mathcal{B}}].$$

Both the categories $\mathcal{DL}(\alpha, \beta)$ and $\mathcal{UR}(\alpha, \beta)$ can be written more expressively as

$$\left[\begin{array}{ccc} \mathcal{A} & & [\alpha ; \beta] \\ \text{Id} \searrow & & \swarrow \pi_1 \\ & \mathcal{A} & \end{array} \right], \quad \left[\begin{array}{ccc} [\alpha ; \beta] & & \mathcal{B} \\ \pi_2 \searrow & & \swarrow \text{Id} \\ & \mathcal{B} & \end{array} \right].$$

One can proceed similarly to describe each of the other two corners of (6) as categories. This leads to the following layout of the arrow category and its corner categories :

$$\begin{array}{ccccc}
 \left[\begin{array}{c} [\alpha ; \beta] \\ \searrow \pi_1 \\ \mathcal{A} \end{array} \xleftarrow{\text{Id}} \mathcal{A} \right] & \xrightarrow{\quad} & [\alpha ; \beta] \xleftarrow{\quad} \left[\begin{array}{c} [\alpha ; \beta] \\ \searrow \pi_2 \\ \mathcal{B} \end{array} \xleftarrow{\text{Id}} \mathcal{B} \right] \\
 \swarrow & & \searrow & & \swarrow \\
 \mathcal{A} & & \left[\begin{array}{c} \mathcal{A} \\ \searrow \text{Id} \\ \mathcal{A} \end{array} \xleftarrow{\pi_1} [\alpha ; \beta] \right] & \xleftarrow{\text{Arrow}[[\alpha ; \beta]]} & \left[\begin{array}{c} \mathcal{B} \\ \searrow \text{Id} \\ \mathcal{B} \end{array} \xleftarrow{\pi_2} [\alpha ; \beta] \right] & \searrow \\
 & & & & \mathcal{B} \\
 & & & & \swarrow \\
 & & & & [\alpha ; \beta]
 \end{array} \tag{7}$$

The arrows connecting the comma categories are functors, created from the forget full functors associated with the arrow category. The commutative diagram in (6) is an object in the central category of this diagram. The image of (6) under the various functors of (7) are displayed below :

$$\begin{array}{ccccc}
 \begin{array}{c} \alpha(a) \xrightarrow{\phi} \beta(b) \\ \alpha f \downarrow \\ \alpha(a') \end{array} & \xrightarrow{\quad} & \alpha(a) \xrightarrow{\phi} \beta(b) & \xleftarrow{\quad} & \begin{array}{c} \alpha(a) \xrightarrow{\phi} \beta(b) \\ \beta g \downarrow \\ \beta(b') \end{array} \\
 \swarrow & & \searrow & & \swarrow \\
 \mathcal{A} & & \begin{array}{c} \alpha(a) \xrightarrow{\phi} \beta(b) \\ \alpha f \downarrow \\ \alpha(a') \xrightarrow{\phi'} \beta(b') \end{array} & \xleftarrow{\quad} & \begin{array}{c} \alpha(a) \xrightarrow{\phi} \beta(b) \\ \beta g \downarrow \\ \alpha(a') \xrightarrow{\phi'} \beta(b') \end{array} & \searrow \\
 & & & & \mathcal{B} \\
 & & & & \swarrow \\
 & & & & \alpha(a') \xrightarrow{\phi'} \beta(b')
 \end{array}$$

The corner categories, which have been presented pictorially, can be written more succinctly as comma categories :

$$(8)$$

The commutations in (8) will be one of the most important theoretical tools in our proofs. The green arrows labeled U, D, UR, UL, DL, DR respectively represent the upper, lower, upper-right, upper-left, lower left and lower-right corners of the object in (6). The categories \mathcal{A}, \mathcal{B} also find their place in this diagram as the smallest ingredients of the arrow-comma category $\text{Arrow}[[\alpha; \beta]]$. We next shift our attention to transformations from one comma category into another.

Comma transformations. Consider a commuting diagram

$$\begin{array}{ccccc} \mathcal{A} & \xrightarrow{F} & \mathcal{B} & \xleftarrow{G} & \mathcal{C} \\ \downarrow I & & J \downarrow & & \downarrow K \\ \mathcal{A}' & \xrightarrow{F'} & \mathcal{B}' & \xleftarrow{G'} & \mathcal{C}' \end{array} \quad (9)$$

in which functors I, J, K connect two comma arrangements F, G and $F'G'$. Then we have

Proposition 6 (Functors between comma categories). *Consider the arrangement of categories $\mathcal{A}, \mathcal{B}, \mathcal{C}, \mathcal{D}, \mathcal{E}$ and functors F, G, H, I, J from (9). Then there is an induced functor between comma categories*

$$\Psi_{I,J,K} : [F; G] \rightarrow [F'; G'], \quad (10)$$

where the map between objects and morphisms is as follows :

$$\begin{array}{ccccccc} (a, \phi, c) & \xrightarrow{Fa \xrightarrow{\phi} Gc} & F'Ia \xrightarrow{=} JFa \xrightarrow{J\phi} JGc \xrightarrow{=} IKc & & (Ia, J\phi, Kc) \\ \downarrow f, g & = Ff \downarrow \quad \downarrow Gg \mapsto & JFf = F'I f \downarrow & \quad \downarrow JGg = G'Kf & = \downarrow If, Kg \\ (a', \phi', c') & \xrightarrow{Fa' \xrightarrow{\phi'} Gc'} & F'Ia' \xrightarrow{=} JFa' \xrightarrow{J\phi'} JGc' \xrightarrow{=} IKc & & (Ia', J\phi', Kc') \end{array}$$

Moreover, the following commutation holds with the marginal functors :

$$\begin{array}{ccccc}
 \mathcal{A} & \xleftarrow{\pi_1} & [F ; G] & \xrightarrow{\pi_2} & \mathcal{A} \\
 I \downarrow & & \downarrow \Psi_{I,J,K} & & \downarrow K \\
 \mathcal{A}' & \xleftarrow{\pi_1} & [F' ; G'] & \xrightarrow{\pi_2} & \mathcal{C}'
 \end{array} \tag{11}$$

The proof of Proposition 6 will be omitted. A particular instance of (9) is shown in the center below,

$$\begin{array}{c} \alpha a \\ \downarrow F \\ \beta b \end{array} \Rightarrow \begin{array}{ccccc} \mathcal{A} & \xrightarrow{\text{Id}_{\mathcal{A}}} & \mathcal{A} & \xleftarrow{a} & \star \\ \downarrow \text{Id}_{\mathcal{A}} & & \downarrow \text{Id}_{\mathcal{A}} & & \downarrow F \\ \mathcal{A} & \xrightarrow{\text{Id}_{\mathcal{A}}} & \mathcal{A} & \xleftarrow{\pi_1^{[\alpha ; \beta]}} & [\alpha ; \beta] \end{array} \Rightarrow \begin{array}{ccc} [\mathcal{A} ; a] & \xrightarrow{\Phi_F := \Psi_{\text{Id}_{\mathcal{A}}, \text{Id}_{\mathcal{A}}, F}} & \star \\ \pi_1 \downarrow & & \downarrow \\ \mathcal{A} & \xleftarrow{\pi_1} & [\text{Id}_{\mathcal{A}} ; \pi_1^{[\alpha ; \beta]}] \end{array} \tag{12}$$

The leftmost figure in (12) is an object F in $[\alpha ; \beta]$. The middle diagram presents a simple commutation in which this object is re-interpreted as a functor. Finally, the leftmost figure presents an application of Proposition 6 to this commutation. The dashed arrow in the above diagram indicate that it is defined via composition. Proposition 6 applied to the commutative diagram in the center leads to the functor $\Psi_{\text{Id}_{\mathcal{A}}, \text{Id}_{\mathcal{A}}, F}$ shown on the right. Composition with this functor leads to the functor Φ_F shown in green on the right. The top right commutation is a consequence of (11). The action of Φ_F can be explained simply as

$$\begin{array}{ccc} \begin{array}{ccc} x & & \\ \swarrow & \searrow & \\ x' & \xrightarrow{\quad} & a \\ \swarrow & \searrow & \downarrow \phi \\ & & a' \end{array} & \mapsto & \begin{array}{ccc} \alpha x & & \\ \swarrow & \searrow & \\ \alpha x' & \xrightarrow{\quad} & \alpha a \xrightarrow{F} \beta b \\ \swarrow & \searrow & \downarrow \alpha \phi \\ & & \alpha a' \xrightarrow{F'} \beta b' \end{array} \end{array}$$

Yet another example is the following diagram on the left below :

$$\begin{array}{ccccc}
 [\alpha ; \beta] & \xrightarrow{\pi_2^{[\alpha ; \beta]}} & \mathcal{B} & \xleftarrow{=} & \mathcal{B} \\
 \uparrow = & & \uparrow = & & \uparrow b \\
 [\alpha ; \beta] & \xrightarrow{\pi_2^{[\alpha ; \beta]}} & \mathcal{B} & \xleftarrow{b} & \star \\
 \pi_2^{[\alpha ; \beta]} \downarrow & & = \downarrow & & = \downarrow \\
 \mathcal{B} & \xrightarrow{=} & \mathcal{B} & \xleftarrow{b} & \star
 \end{array} \Rightarrow \begin{array}{c} \mathcal{UR}(\alpha, \beta) = [\pi_2^{[\alpha ; \beta]} ; \text{Id}_{\mathcal{B}}] \\ \uparrow \text{Restrict} \\ [\pi_2^{[\alpha ; \beta]} ; b] \\ \downarrow \subseteq \\ [\mathcal{B} ; b] \end{array} \tag{13}$$

Again Proposition 6 yields the trivial transformations between three categories, as indicated on the right above.

The dynamics map. The functor Φ_F from (12) combines with a part of (8) to give

$$[\mathcal{A} ; a] \xrightarrow{\Phi_F} [\alpha ; \beta] \xleftarrow{D_{\alpha, \beta}} \text{Arrow}[[\alpha ; \beta]]$$

Now consider any element $a' \xrightarrow{f} a$ from the slice category $[\mathcal{A}; a]$, which we just represent as f . This can be represented as a functor from the one point category \star . This leads to

$$\begin{array}{ccccc} & & \star & & \\ & \swarrow f & \downarrow & & \\ [\mathcal{A}; a] & \xrightarrow{\Phi_F} & [\alpha; \beta] & \xleftarrow{D_{\alpha, \beta}} & \text{Arrow}[[\alpha; \beta]] \end{array}$$

This arrangement is also a diagram in $\llbracket \text{Cat} \rrbracket$, the category of small categories. As a result we can construct its pull back, which is shown below in green :

$$\begin{array}{ccccc} & & \star & \xleftarrow{\mathcal{Z}(f, F)} & \\ & \swarrow f & \downarrow & & \downarrow \\ [\mathcal{A}; a] & \xrightarrow{\Phi_F} & [\alpha; \beta] & \xleftarrow{D_{\alpha, \beta}} & \text{Arrow}[[\alpha; \beta]] \end{array}$$

The category $\mathcal{Z}(f, F)$ is the full subcategory of $\text{Arrow}[[\alpha; \beta]]$ consisting of objects of the form

$$\begin{array}{ccc} \alpha a' & \xrightarrow{F'} & \beta b' \\ \beta f \downarrow & & \downarrow \beta g \\ \alpha a & \xrightarrow{F} & \beta b \end{array}$$

The upper horizontal arrow can be recovered via the functor $U_{\alpha, \beta}$. This functor can be added to our previous arrangement to get :

$$\begin{array}{ccccccc} & & \star & \xleftarrow{\mathcal{Z}(f, F)} & & & \\ & \swarrow f & \downarrow & & \searrow \zeta_{f, F} & & \\ [\mathcal{A}; a] & \xrightarrow{\Phi_F} & [\alpha; \beta] & \xleftarrow{D_{\alpha, \beta}} & \text{Arrow}[[\alpha; \beta]] & \xrightarrow{U_{\alpha, \beta}} & [\alpha; \beta] \end{array} \quad (14)$$

The functor $\zeta_{f, F}$ which is created via composition, directly yields the functor we are looking for :

$$\tau_F(f) := \lim \zeta_{f, F}. \quad (15)$$

Equation (15) is an alternative and easy route to construct the functor τ_F from Theorem 2. However, this construction does not reveal the functorial nature of the correspondence between f and $\lim \zeta_{f, F}$. In the following section, we describe a different route to establishing functoriality.

6 Adjointness in commas.

In this section the categorical properties of various comma categories and forgetful functors will be examined. The first is a classic result from Category theory :

Lemma 6.1. (e.g. 19, Thm 3) *Let $\alpha : \mathcal{A} \rightarrow \mathcal{C}$ and $\beta : \mathcal{B} \rightarrow \mathcal{C}$ be functors with α (finitely) continuous. If \mathcal{A} and \mathcal{B} are (finitely) complete, then so is the comma category $[\alpha; \beta]$*

One immediate consequence of Lemma 6.1 is :

Lemma 6.2. *The comma category $[\alpha; \beta]$ is complete.*

We also have :

Lemma 6.3. *The upper right category $\mathcal{UR}(\alpha, \beta)$ is complete.*

Lemma 6.3 follows directly from the construction of $\mathcal{UR}(\alpha, \beta)$ as a comma category in Section 5, the continuity of the identity functor, and Lemma 6.1. The following basic lemma is an useful tool in establishing the existence of right adjoints.

Lemma 6.4 (Right inverse as right adjoint). *Suppose $F : \mathcal{P} \rightarrow \mathcal{Q}$ and $G : \mathcal{Q} \rightarrow \mathcal{P}$ are two functors such that $FG = \text{Id}_{\mathcal{Q}}$ and $\text{Id}_{\mathcal{P}} \Rightarrow GF$. Then F, G are left and right adjoints of each other.*

A slightly harder observation is the following :

Lemma 6.5. *Consider an arrangement of categories and functors $\mathcal{P} \xrightarrow{P} \mathcal{R} \xleftarrow{Q} \mathcal{Q}$. If \mathcal{P} and \mathcal{Q} have initial elements $0_{\mathcal{P}}$ and $1_{\mathcal{Q}}$ respectively, and $P(0_{\mathcal{P}}) = 0_{\mathcal{R}}$, then the functor $\pi_2 : [P ; Q]$ has a left adjoint given by*

$$(\pi_2)^{(L)} : \mathcal{Q} \rightarrow [P ; Q], \quad q \mapsto \begin{array}{c} P0_{\mathcal{P}} = 0_{\mathcal{R}} \\ \downarrow !_{Qq} \\ Qq \end{array}$$

In fact, $(\pi_1)^{(L)}$ is a right inverse of π_1 , i.e., $\pi_2 \circ (\pi_2)^{(L)} = \text{Id}_{\mathcal{Q}}$.

Proof. Since $(\pi_1)^{(R)}$ is a right inverse of π_1 by Lemma 6.4, it only remains to be shown that there is a natural transformation $(\pi_2)^{(L)} \circ \pi_2 \Rightarrow \text{Id}_{[P ; Q]}$, called the *counit*. The diagram on the left below traces the action of this composite functor on an object F (blue) of $[P ; Q]$ into an object (green) of $[P ; Q]$:

$$\begin{array}{ccccc} Pp & \xrightarrow{\pi_2} & q & \xrightarrow{(\pi_2)^{(L)}} & P0_{\mathcal{P}} = 0_{\mathcal{R}} \\ \textcolor{blue}{F} \downarrow & & & & \downarrow !_{Qq} \\ Qq & & & & Qq \end{array} \quad ; \quad \begin{array}{ccc} P0_{\mathcal{P}} & \xrightarrow{!_{Qq}} & Qq \\ P(!_p) \downarrow & & \downarrow Q \text{Id}_q \\ Pp & \xrightarrow{\textcolor{blue}{F}} & Qq \end{array}$$

The diagram on the left demonstrates a commutation arising out of the initial element preserving property. The descending yellow morphisms together constitute the connecting morphism of the counit transformation we seek. This completes the proof. \square

Lemma 6.6. *In the arrangement of (1), the forgetful functor*

$$\pi_1 : \mathcal{UR}(\alpha, \beta) := [\pi_2^{[\alpha ; \beta]} ; \text{Id}_{\mathcal{B}}] \rightarrow [\alpha ; \beta],$$

has a left adjoint

$$\pi_1^{(L)} : [\alpha ; \beta] \rightarrow \mathcal{UR}(\alpha, \beta), \quad \begin{array}{ccc} \alpha a & & \alpha a \xrightarrow{F} \beta b \\ F \downarrow & \xrightarrow{\quad} & \downarrow \beta \text{Id}_b \\ \beta b & & \beta b \end{array}$$

Proof. The functor $\pi_1^{(L)}$ is clearly a right inverse of π_1 . Thus again by Lemma 6.4, it is enough to show

the existence of a natural transformation as shown on the left below :

$$\eta : \pi_1^{(L)} \circ \pi_1 \Rightarrow \text{Id}, \quad \begin{array}{c} \alpha a \quad b \\ \downarrow F \quad \downarrow \phi \\ \beta b \quad b' \end{array} \xrightarrow{\eta} \begin{array}{ccccc} & & \alpha a & \xrightarrow{F} & \beta b \\ & \swarrow = & & \searrow = & \\ \alpha a & \xrightarrow{F} & \beta b & & \beta b \\ & \searrow \phi & \downarrow \phi & \swarrow \phi & \\ & & \beta b' & & \end{array}$$

The connecting morphisms of this natural transformation is shown above on the right. \square

We end this section with one final observation about the upper-right corner category. Recall the inclusion functor from (13). It leads to a pull-back square :

$$\begin{array}{ccc} [\pi_2^{[\alpha; \beta]} ; b] & \xrightarrow{\subset} & \mathcal{UR}(\alpha, \beta) \\ \downarrow & & \downarrow \pi_2 \\ \star & \xrightarrow{b} & \mathcal{B} \end{array}$$

Now consider any functor $\mathcal{T} : \mathcal{P} \rightarrow \mathcal{UR}(\alpha, \beta)$ such that $\pi_2 \circ \mathcal{T} \equiv b$, for some object b of \mathcal{B} . Then the commutation on the left below is satisfied :

$$\begin{array}{ccc} \mathcal{P} & \xrightarrow{\mathcal{T}} & \mathcal{UR}(\alpha, \beta) \\ \downarrow & & \downarrow \pi_2 \\ \star & \xrightarrow{b} & \mathcal{B} \end{array} \Rightarrow \begin{array}{ccccc} \mathcal{P} & & & \xrightarrow{\mathcal{T}} & \mathcal{UR}(\alpha, \beta) \\ & \searrow \mathcal{T}' & & & \downarrow \pi_2 \\ & & [\pi_2^{[\alpha; \beta]} ; b] & \xrightarrow{\subset} & \mathcal{UR}(\alpha, \beta) \\ & \searrow \text{Restrict} & \downarrow & & \downarrow \pi_2 \\ & & \star & \xrightarrow{b} & \mathcal{B} \\ & \swarrow \mathcal{T}'' & & & \\ & & [\mathcal{B} ; b] & & \end{array} \quad (16)$$

This commutation must factor through the pullback square as shown by the blue arrow in the diagram in the middle. Thus given any functor \mathcal{T} as above, (16) says that \mathcal{T} factors through a map \mathcal{T}' mapping into $[\pi_2^{[\alpha; \beta]} ; b]$, a subcategory of $\mathcal{UR}(\alpha, \beta)$. Since the category $[\pi_2^{[\alpha; \beta]} ; b]$ can be further restricted to the slice $[\mathcal{B} ; b]$, \mathcal{T}' extends to a functor mapping into $[\mathcal{B} ; b]$.

7 The Lim-Pre construction .

At this stage we can start constructing the functors declared in Theorem 2 and (5). These will be constructed by taking various limits. For that purpose we need to established the completeness and continuity of various categories and functors involved. We start with a classic result from Category theory :

Lemma 7.1 (Right adjoints preserve limits). *(20, Thm 4.5.3) If a functor $F : \mathcal{P} \rightarrow \mathcal{Q}$ has a left adjoint, then for any diagram $\Psi : J \rightarrow \mathcal{P}$, if $\lim \psi$ exists, then $\lim(F \circ \Psi) = F(\lim \Psi)$.*

Consider an arrangement $\mathcal{Y} \xleftarrow{F} \mathcal{X} \xrightarrow{G} \mathcal{Z}$. Given an object y of \mathcal{Y} , one can create the composite functor :

$$\begin{array}{ccc} [F; y] & \xrightarrow{\text{Pre}_{F,G}(y)} & \mathcal{Z} \\ \pi_{[F; y]} \downarrow & & \uparrow G \\ X \times \{\star\} & \xrightarrow{\cong} & X \end{array} \quad (17)$$

This gives us a functor

$$\text{Pre}_{F,G} : Y \rightarrow [[\text{Cat}]; \mathcal{Z}], y \mapsto ([F; y], \text{Pre}_{F,G}(y));$$

$$\begin{array}{c} y \\ \downarrow \psi \\ y' \end{array} \mapsto \begin{array}{ccccc} [F; y] & & \xrightarrow{\text{Pre}_{F,G}(y)} & & \mathcal{Z} \\ & \searrow \pi_{[F; y]} & & \nearrow \pi_{[F; y']} & \\ & & X & \xrightarrow{G} & \\ & \nearrow \pi_{[F; y']} & & \searrow \pi_{[F; y]} & \\ [F; y'] & & \xrightarrow{\text{Pre}_{F,G}(y')} & & \mathcal{Z} \end{array} \quad (18)$$

Now suppose that \mathcal{Z} is a complete category. The collection of all diagrams in \mathcal{Z} , which are functors $F : J \rightarrow \mathcal{Z}$ is the left slice of \mathcal{Z} within $[[\text{Cat}]]$ the category of small categories. We then have the following result from basic category theory :

Lemma 7.2. *Given a complete category \mathcal{Z} , there is a functor $\lim : [[\text{Cat}]; \mathcal{Z}] \rightarrow \mathcal{Z}$ which maps each diagram $F : J \rightarrow \mathcal{Z}$ into $\lim F$.*

For a complete category \mathcal{Z} , the \lim functor can be used to extend the functor from (18), as shown below :

$$\begin{array}{ccc} \mathcal{Y} & \xrightarrow{b} & [[\text{Cat}]; \mathcal{Z}] \\ & \searrow \text{LimPre}_{F,G} & \downarrow \lim \\ & & \mathcal{Z} \end{array} \quad (19)$$

This construction $\text{LimPre}_{F,G}$ is one of the main innovations in this paper. The use of colimits instead of limits would have yielded the right Kan extension of F along G . for any object y of \mathcal{Y} , $\text{LimPre}_{F,G}(y)$ is the limit point of the functor G restricted to the left slice $[F; y]$.

Given two complete categories $\mathcal{Z}, \mathcal{Z}'$ a functor $\Psi : \mathcal{Z} \rightarrow \mathcal{Z}'$ is called *limit preserving* if the following commutation holds :

$$\begin{array}{ccc} [[\text{Cat}]; \mathcal{Z}] & \xrightarrow{F \circ} & [[\text{Cat}]; \mathcal{Z}'] \\ \lim \downarrow & & \downarrow \lim \\ \mathcal{Q} & \xrightarrow{F} & \mathcal{Z}' \end{array} \quad (20)$$

Lemma 7.3. *Given an arrangement of functors*

$$\mathcal{R} \xleftarrow{R} \mathcal{P} \xrightarrow{Q} \mathcal{Q} \xrightarrow{F} \mathcal{Q}'$$

in which F is limit preserving, the following commutation holds between the LimPre functors :

$$\begin{array}{ccccc}
 & & F \circ Q & & \\
 & \curvearrowright & & \curvearrowright & \\
 \mathcal{P} & \xrightarrow{Q} & \mathcal{Q} & \xrightarrow{F} & \mathcal{Q}' \\
 R \downarrow & & & & \\
 \mathcal{R} & \xrightarrow{\text{LimPre}_{R,Q}} & \mathcal{Q} & \xrightarrow{F} & \mathcal{Q}' \\
 & \curvearrowleft & & \curvearrowleft & \\
 & & \text{LimPre}_{R,F \circ Q} & &
 \end{array}$$

Proof. Note that for every $y \in \text{ob}(\mathcal{Y})$,

$$\begin{aligned}
 \text{LimPre}_{R,F \circ Q}(y) &= \lim \text{Pre}_{R,F \circ Q}(y) = \lim \text{Pre}_{R,F \circ \text{Pre}_{R,Q}}(y) \\
 &= F \circ \lim \text{Pre}_{R,\text{Pre}_{R,Q}}(y) = F \circ \text{LimPre}_{R,Q}(y),
 \end{aligned}$$

where the second last inequality holds from the limit preservation property. □

At this point we are ready to prove Theorems 2 and 3.

8 Proof of Theorems 2 and 3.

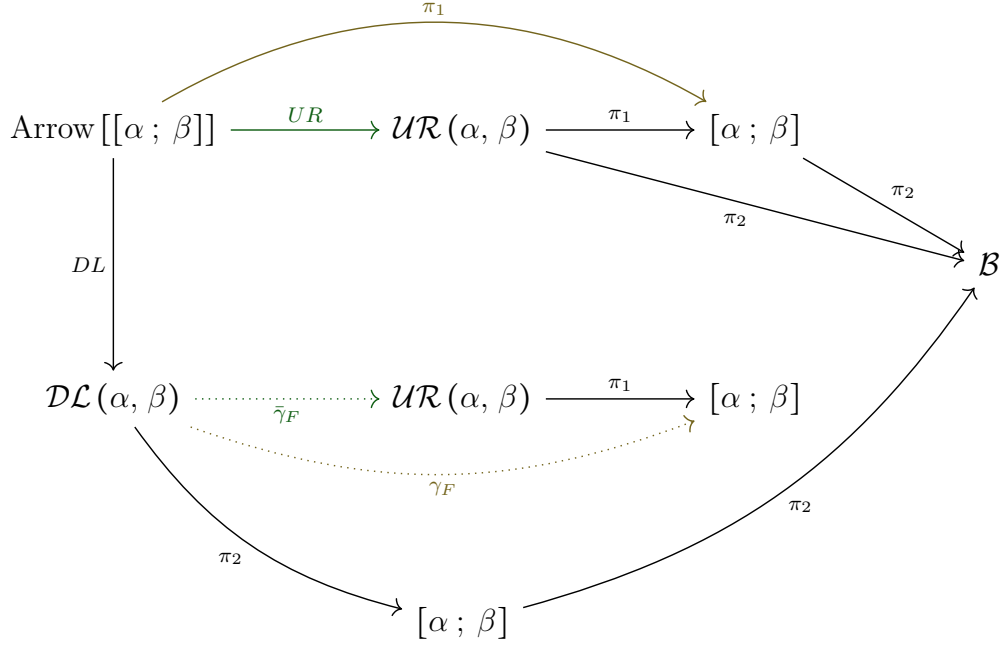
We begin the proof by drawing a portion of (8).

$$\begin{array}{ccccc}
 & & \pi_1 & & \\
 & \curvearrowright & & \curvearrowright & \\
 \text{Arrow}[[\alpha; \beta]] & \xrightarrow{UR} & \mathcal{UR}(\alpha, \beta) & \xrightarrow{\pi_1} & [\alpha; \beta] \\
 \downarrow DL & & & & \\
 \mathcal{DL}(\alpha, \beta) & & & &
 \end{array}$$

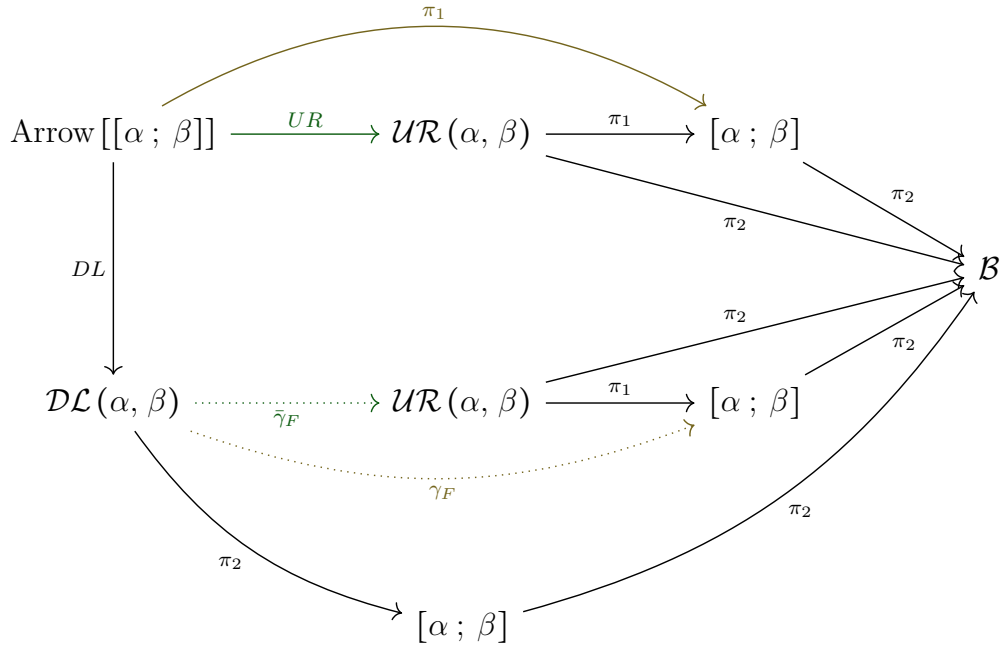
Since the categories $[\alpha; \beta]$ and $\mathcal{UR}(\alpha, \beta)$ are complete by Lemmas 6.1 and 6.3 respectively, we can create the LimPre constructions of these functors, as shown below :

$$\begin{array}{ccccc}
 & & \pi_1 & & \\
 & \curvearrowright & & \curvearrowright & \\
 \text{Arrow}[[\alpha; \beta]] & \xrightarrow{UR} & \mathcal{UR}(\alpha, \beta) & \xrightarrow{\pi_1} & [\alpha; \beta] \\
 \downarrow DL & & & & \\
 \mathcal{DL}(\alpha, \beta) & \xrightarrow{\tilde{\gamma}_F} & \mathcal{UR}(\alpha, \beta) & \xrightarrow{\pi_1} & [\alpha; \beta] \\
 & \curvearrowleft & & \curvearrowleft & \\
 & & \gamma_F & &
 \end{array}$$

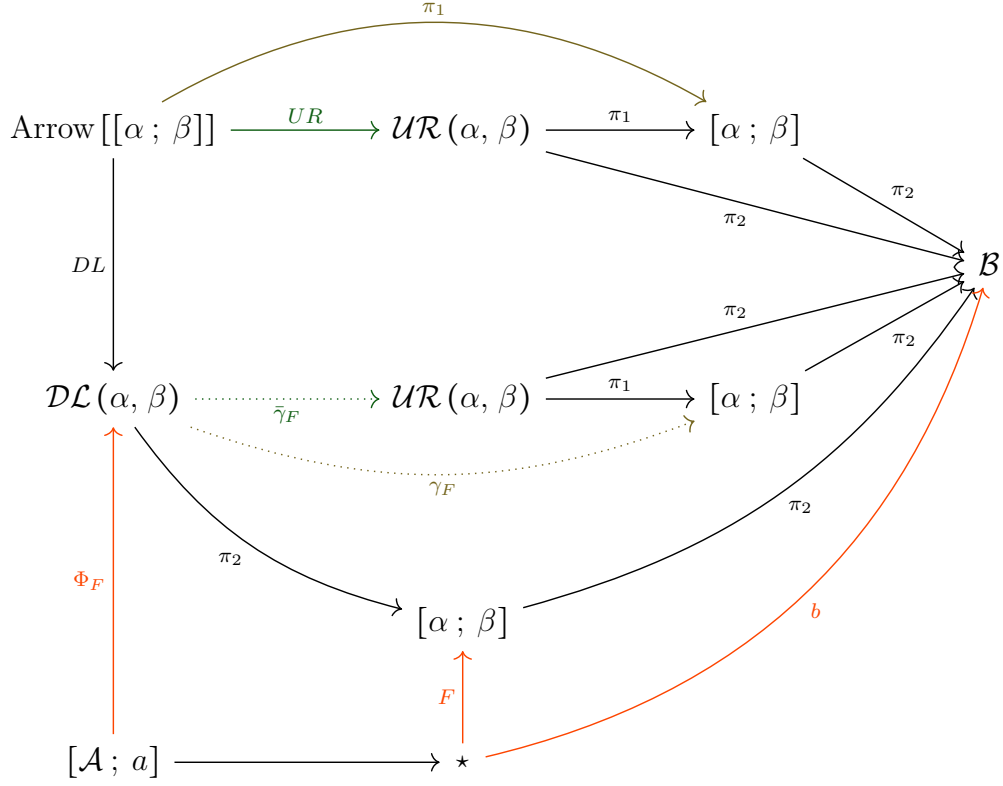
Each colored dotted arrow is the LimPre construction corresponding to the functor of the same color on the top row. The commutation between the LimPre constructions in the second row holds by Lemma 6.5, Lemma 6.6 and Lemma 7.3. We now add some of the peripheral commutations of (8) to get



Again, by Lemma 6.5 and Lemma 7.3 we can fill in :



We now add the functor Φ_F from (12) to this diagram :



Now set $\bar{\tau}_F = \bar{\gamma}_F \circ \Phi_F$ and $\tau_F = \gamma_F \circ \Phi_F$. Note that this creates a commutation :

$$\begin{array}{ccc}
 [\mathcal{A}; a] & \xrightarrow{\bar{\tau}_F} & \mathcal{UR}(\alpha, \beta) \\
 \downarrow & & \downarrow \pi_2 \\
 \star & \xrightarrow{b} & \mathcal{B}
 \end{array} \tag{21}$$

This is precisely the commutation described on the left of (16). Thus the conclusions of (16) along with (13) hold and we get :

The commutations in (5) are included within the commutation of (22). The claim of minimality in Theorem 2 follows from the construction of γ_F as a limit. The commutation diagram in (21) links this minimal comma

object to minimal commutation squares completing

$$\begin{array}{ccc} & \alpha a' & \\ \alpha f \downarrow & & \\ \alpha a & \xrightarrow{F} & \beta b \end{array} . \quad \square$$

References.

- [1] W. Lawvere. [Functorial semantics of algebraic theories](#). *Pro. Nat. Acad. Sci.*, 50(5):869–872, 1963.
- [2] J. Goguen. [A categorical manifesto](#). *Math. Struct. Comp. Sci.*, 1(1):49–67, 1991.
- [3] M. Johnson et al. [Lenses, fibrations and universal translations](#). *Math. Struct. Comp. Sci.*, 22(1):25–42, 2012.
- [4] J. Adámek, S. Milius, and J. Velebil. [Iterative algebras at work](#). *Math. Struct. Comp. Sci.*, 16(6):1085–1131, 2006.
- [5] K. Cho and B. Jacobs. [Disintegration and bayesian inversion via string diagrams](#). *Math. Struct. Comp. Sci.*, 29(7):938–971, 2019.

- [6] T. Streicher. [Introduction to category theory and categorical logic](#). *Lecture notes, Technische Universität Darmstadt*, 2004.
- [7] C. Pech and M. Pech. [Fraïssé limits in comma categories](#). *Applied Categorical Struct.*, 26(4):799–820, 2018.
- [8] J. Goguen and R. Burstall. [Some fundamental algebraic tools for the semantics of computation: Part 1: Comma categories, colimits, signatures and theories](#). *Theoretical Computer Science*, 31(1-2):175–209, 1984.
- [9] S. Das. [The categorical basis of dynamical entropy](#). *Applied Categorical Structures*, 32, 2024.
- [10] J. Adámek, H. Herrlich, and G. Strecker. *Abstract and concrete categories*. Wiley-Interscience, 1990.
- [11] P. Freyd and G. Kelly. [Categories of continuous functors, i](#). *J. Pure Appl. Algebra*, 2(3):169–191, 1972.
- [12] D. Schlomiuk. [An elementary theory of the category of topological spaces](#). *Trans. Amer. Math. Soc.*, 149(1):259–278, 1970.
- [13] M. Clementino, E. Giuli, and W. Tholen. Topology in a category: compactness. *Portugaliae Math.*, 53(4):397–434, 1996.
- [14] D. Dikranjan and E. Giuli. [Closure operators i](#). *Topology Appl.*, 27(2), 1987.
- [15] D. Dikranjan and W. Tholen. [Categorical structure of closure operators: with applications to topology, algebra and discrete mathematics](#), volume 346. Springer Science & Business Media, 2013.
- [16] R. Goldblatt. [Topoi: the categorial analysis of logic](#). Elsevier, 2014.
- [17] Peter Freyd. [Aspects of topoi](#). *Bull. Australian Math. Soc.*, 7(1):1–76, 1972.
- [18] T. Brook. [Finiteness: Another aspect of topoi](#). *Bull. Australian Math. Soc.*, 12(2):317–318, 1975.
- [19] D. Rydeheard and R. Burstall. [Computational category theory](#), volume 152. Prentice Hall Englewood Cliffs, 1988.
- [20] E. Riehl. *Category theory in context*. Courier Dover Publications, 2017.