

# A polynomial-time quantum algorithm for solving the ground states of a class of classically hard Hamiltonians

Zhong-Xia Shang,<sup>1,2,3,\*</sup> Zi-Han Chen,<sup>1,2,3</sup> Chao-Yang Lu,<sup>1,2,3</sup> Jian-Wei Pan,<sup>1,2,3</sup> and Ming-Cheng Chen<sup>1,2,3</sup>

<sup>1</sup>*Hefei National Laboratory for Physical Sciences at Microscale and Department of Modern Physics,  
University of Science and Technology of China, Hefei, Anhui 230026, China*

<sup>2</sup>*Shanghai Branch, CAS Centre for Excellence and Synergetic  
Innovation Centre in Quantum Information and Quantum Physics,  
University of Science and Technology of China, Shanghai 201315, China*

<sup>3</sup>*Shanghai Research Center for Quantum Sciences, Shanghai 201315, China*

In this work, we present a polynomial-time quantum algorithm for solving the ground states of a class of classically hard Hamiltonians. The mechanism of the exponential speedup that appeared in our algorithm is different from all existing quantum algorithms. The idea is to introduce a mapping  $f: \rho \rightarrow |\rho\rangle$  to use density matrices to represent pure states. We show that this mapping makes sense by giving an efficient method to obtain the information of  $|\rho\rangle$  from measurements on  $\rho$ . Under this mapping, the Lindblad master equation (LME) becomes a Schrödinger equation with non-Hermitian Hamiltonian which contains natural imaginary time evolution. The steady state of the LME, therefore, corresponds to the ground state of  $L^\dagger L$  with  $L$  the Liouvillian operator of the LME. We show the runtime of the LME has the  $\mathcal{O}(\log(\zeta^{-1}))$  scaling with  $\zeta$  the overlap between the initial state and the ground state compared with the  $\mathcal{O}(\text{poly}(\zeta^{-1}))$  scaling in other algorithms. The Hamiltonians  $L^\dagger L$  are guaranteed to be difficult for classical computers if we believe the simulation of LME is difficult. Further, for any given local Hamiltonian  $H$  with known ground energy  $E_0$ , we give a polynomial-time classical procedure to judge and solve whether there exists  $L$  such that  $H - E_0 = L^\dagger L$ . Later, We discuss and analyze several important aspects of the algorithm including the non-linear dynamics that appeared in the algorithm.

Quantum computers can utilize properties of quantum mechanics like superposition and entanglement to solve problems faster than the classical counterparts. Thus, over the past decades, there have been vast studies on quantum algorithms and many important ones have been found [1]. Among the studies, quantum algorithms on solving quantum ground states are of particular interest due to their potential vast applications in many-body systems [2], quantum chemistry [3], classical combinatorial optimization problems [4] and machine learning [5]. However, it has been proved that general  $k$ -local Hamiltonian ground energy problems belong to QMA complexity class i.e. the quantum version of NP [6], which indicates that ground state problems are even difficult for quantum computers.

Current quantum algorithms for ground state problems only achieve polynomial speedup over classical counterparts. We now introduce several algorithms for general Hamiltonians whose performances are provable and we are interested in the case where the ground energy is known. A standard method is to use quantum phase estimation [7] (QPE) combined with amplitude amplification [8] (AA). Given a Hamiltonian whose spectral gap between the ground state and the first excited state is bounded by  $\Delta$ , the required runtime to prepare its ground state to a fidelity  $1 - \varepsilon$  is of order  $\mathcal{O}(\text{poly}(\Delta^{-1})\text{poly}(\varepsilon^{-1})\text{poly}(\zeta^{-1}))$  with  $\zeta$  the overlap between the initial state and the ground state. More efficient algorithms than QPE+AA all adopt the

idea of actively projecting out the ground state in some sense and can improve the runtime to an order  $\mathcal{O}(\text{poly}(\Delta^{-1})\log(\varepsilon^{-1})\text{poly}(\zeta^{-1}))$ . Poulin et al. [9] (PW) used “Momentum” states corresponding to the ground state energy to filter out the ground state component of the trial state. Using the linear combination of unitaries method, Ge et al. [10] (GTC) implemented a block encoded  $\cos(H)^M$  operator where  $M$  is an even number and  $H$  is the Hamiltonian whose ground state energy is shifted to be close to 0. In this way, for an appropriately chosen  $M$ , the ground state component will remain the same order of amplitude while the excited state components will have negligible amplitude compared to the ground state component. Lin et al. [11] (LT) and Dong et al. [12] (DLT) respectively used block-encoding of the Hamiltonian and Hamiltonian simulation to implement a block-encoded  $P_g$  operator where  $P_g$  is the projection operator to the ground state subspace.

We also want to introduce several quantum algorithms without rigorous proof on the speedup. A prominent one is the adiabatic quantum computing (AQC) [13] whose rigorous complexity for ground state problems is still an open question [14]. In general, people don’t believe AQC has advantages over AA+QPE since the adiabatic dynamics can be decomposed into a Trotter form similar to the amplitude amplification. There is also a popular type called the hybrid classical-quantum algorithms including the Quantum Approximate Optimization Algorithm (QAOA) [15], Variational Quantum Eigensolver (VQE) [16] which are promising candidates in the NISQ era [17] due to their low requirements on quantum circuits. The complexity of this type is unclear due to the classical op-

\* ustcszx@mail.ustc.edu.cn

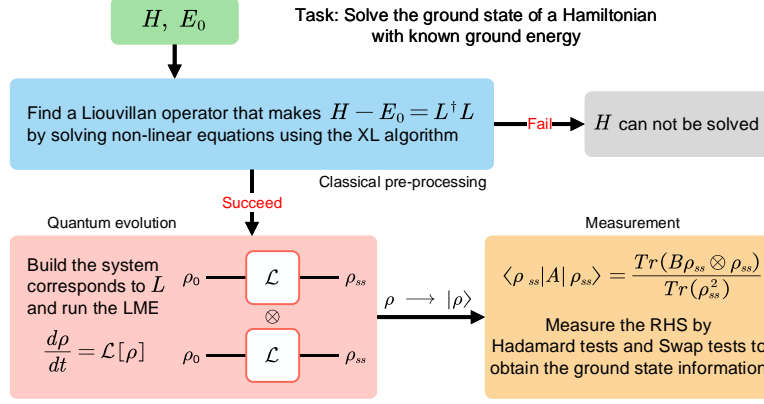


FIG. 1. The structure of the algorithm. Given a Hamiltonian  $H$  with known ground energy  $E_0$ , the judgment on whether there exists  $L$  makes  $H - E_0 = L^\dagger L$  is done by the XL algorithm. If the XL algorithm gives a solution  $L$ , then we can generate a quantum system whose dynamics are governed by an LME whose corresponding Liouvillian generator is  $L \otimes L$ . Then, let the system evolve freely to the steady state  $\rho_{ss} \otimes \rho_{ss}$  of the LME (if the steady state exists). Next, we can do measurements the Hadamard test and the Swap test and use the magic formula Eq.(5) to obtain ground state information such as  $\langle \rho_{ss} | A | \rho_{ss} \rangle$ .

timization procedure and is believed to be worse than the formerly mentioned algorithms. For example, VQE and QAOA both involve classically minimizing highly non-convex cost functions with barren plateaus [18] which has been shown to be NP-hard [19]. We also want to mention the Quantum Imaginary Time Evolution (QITE) [20] algorithm which tries to find unitary circuits to approximate imaginary time evolution. However, in order to make the classical procedure efficient, it only works for states with bounded correlation length which may imply an efficient classical strategy. Also, there are no complexity results based on the final fidelity.

From the  $\mathcal{O}(\text{poly}(\zeta^{-1}))$  scaling of the runtime in the above algorithms, we can see why solving ground state can be even inefficient on quantum computers [21, 22]. As the number of qubits  $n$  of the system grows, with no prior knowledge, the overlap between an initial state and the ground state is exponentially small  $\mathcal{O}(\exp(n)^{-1})$ , thus the runtime grows exponentially with the qubit number. However, in this work, we will present a quantum algorithm different from all the above types for solving ground states of a certain class of classically infeasible Hamiltonian with the runtime of order  $\mathcal{O}(\Delta^{-1} \log(\varepsilon^{-1/2} \zeta^{-1}))$  whose runtime is around  $\Delta^{-1}(\frac{\ln(2)}{2}n + \ln(\varepsilon^{-\frac{1}{2}}))$ .

We begin to introduce our algorithm. The first component comes from the dynamics of open quantum systems. Consider putting a system in an environment which is large enough such that the Markovian approximation is valid, then the dynamics of the system is governed by the Lindblad master equation (LME) [23, 24]:

$$\frac{d\rho}{dt} = \mathcal{L}[\rho] = -i[H, \rho] + \sum_i \lambda_i (F_i \rho F_i^\dagger - \frac{1}{2} \{ \rho, F_i^\dagger F_i \}) \quad (1)$$

where  $\rho = \sum_{ij} \rho_{ij} |i\rangle\langle j|$  is the density matrix of the sys-

tem and  $F_i$  are quantum jump channels with strength  $\lambda_i$ . LME describes the dissipative nature of a system coupled with an environment. To see this more clearly, we can re-express the above LME as a vector form [25, 26]:

$$\frac{d\vec{\rho}}{dt} = L\vec{\rho} \quad (2)$$

where  $\vec{\rho} = \sum_{ij} \rho_{ij} |i\rangle\langle j|$  is the vector representation of the density matrix  $\rho$  and  $L$  is the Liouvillian generator for the LME semi-group which are not Hermitian in general has the following matrix form:

$$L = (-i(H \otimes I - I \otimes H^T) + \sum_i \lambda_i D[F_i]) \quad (3)$$

$$\text{where } D[F_i] = F_i \otimes F_i^* - \frac{1}{2} F_i^\dagger F_i \otimes I - I \otimes \frac{1}{2} F_i^T F_i^*$$

Eq. 2 is attractive as it can be understood as a Schrödinger equation with non-Hermitian Hamiltonian  $iL$  which thus contains a natural imaginary time evolution. If the LME has a steady density matrix  $\rho_{ss}$  i.e.  $\mathcal{L}[\rho_{ss}] = 0$ , then the corresponding  $\vec{\rho}_{ss}$  is the unnormalized ground state of Hermitian Hamiltonian  $L^\dagger L$  with zero ground energy. Thus, the information of the ground state of  $L^\dagger L$  is contained in  $\rho_{ss}$ . The question is how to retrieve the information, which leads to the second component of our algorithm. We introduce the following mapping:

$$f: \rho \rightarrow |\rho\rangle \quad (4)$$

where  $|\rho\rangle$  is defined as  $\frac{1}{C_\rho} \sum_{ij} \rho_{ij} |i\rangle\langle j|$  with the normalization factor  $C_\rho = \|\rho\|_F = \sqrt{\sum_{ij} |\rho_{ij}|^2}$ . The mapping Eq. 4 means that we are treating density matrices as pure states. For example, a single-qubit maximum mixed

density matrix  $(|0\rangle\langle 0| + |1\rangle\langle 1|)/2$  is treated as a two-qubit Bell state  $(|0\rangle|0\rangle + |1\rangle|1\rangle)/\sqrt{2}$ . We will call the subsystem labeled by index  $i$  the row subsystem and the subsystem labeled by index  $j$  the column subsystem. This mapping makes sense due to the following magical formula:

$$\langle \rho | A | \rho \rangle = \frac{\text{Tr}(B\rho \otimes \rho)}{\text{Tr}(\rho^2)} \quad (5)$$

where each matrix element of  $B$   $B_{il,jk} = \langle i | \langle l | B | j \rangle | k \rangle$  has the following relation with  $A$ :

$$B_{il,jk} = A_{ij,kl} \quad (6)$$

Eq. 5 is rather surprising since it means the information of  $|\rho\rangle$  i.e. the value of  $\langle \rho | A | \rho \rangle$  with  $A$  a Hermitian operator can be obtained from  $\rho$  by the value of the ratio of an operator  $B$ 's expectation value under  $\rho \otimes \rho$  to the purity of  $\rho$ . We name  $B$  as the substitute operator of  $A$ .

Having the formula Eq. 5, the following questions are how to measure its right-hand side and how efficient the measurement can be. Before introducing the measurement procedure, a prior thing to show is that the tensor product properties of  $A$  are not lost in  $B$ . More clearly, if each index of  $A$  in Eq. 6 actually contains indexes of  $n$  qubits e.g.  $i \rightarrow i_1 i_2 \dots i_n$ , then the following relation is satisfied:

$$\begin{aligned} \text{if: } & A_{i_1 i_2 \dots i_n j_1 j_2 \dots j_n, k_1 k_2 \dots k_n l_1 l_2 \dots l_n} = \\ & A_{i_1 j_1, k_1 l_1}^1 A_{i_2 j_2, k_2 l_2}^2 \dots A_{i_n j_n, k_n l_n}^n, \\ \text{then: } & B_{i_1 i_2 \dots i_n l_1 l_2 \dots l_n, j_1 j_2 \dots j_n k_1 k_2 \dots k_n} = \\ & B_{i_1 l_1, j_1 k_1}^1 B_{i_2 l_2, j_2 k_2}^2 \dots B_{i_n l_n, j_n k_n}^n \end{aligned} \quad (7)$$

where relations between  $A^1, A^2, \dots, A^n$  and  $B^1, B^2, \dots, B^n$  satisfy the rules in Eq. 6. Due to the relation in Eq. 6,  $n > 1$  situations can be generalized from the basic  $n = 1$  case where  $A$  is a 2-qubit operator. For this case, the Hermitian  $A$  can be expressed as a real linear combination of 16 2-qubit Pauli operators. Each operator has a corresponding  $B$  operator which we will call the 2-qubit Pauli substitute operator. Interestingly, although the Hermiticity of 2-qubit Pauli operators is lost in the 2-qubit Pauli substitute operators, the unitarity is not, i.e. each 2-qubit Pauli substitute operator is unitary. All 16 2-qubit Pauli substitute operators are summarized in Table. I. The unitarity of 2-qubit Pauli substitute operators makes sure that we can measure the expectation  $\text{Tr}(B\rho \otimes \rho)$  by Hadamard tests. Concretely, consider a to be measured  $2n$ -qubit Hermitian operator expressed as a combination of  $m$  terms:

$$A = \sum_{i=1}^m g_i P_i \quad (8)$$

where  $P_i$  are  $2n$ -qubit Pauli operators and  $g_i$  are the strengths which are real numbers. The substitute operator of  $A$  in Eq. 8 can be expressed as a similar form:

$$B = \sum_{i=1}^m g_i Q_i \quad (9)$$

ID	A	B	Spectra of B
1	II	$0.5II + 0.5XX + 0.5YY + 0.5ZZ$	$\{1, 1, 1, -1\}$
2	XX	$0.5II + 0.5XX - 0.5YY - 0.5ZZ$	$\{1, 1, -1, 1\}$
3	YY	$-0.5II + 0.5XX - 0.5YY + 0.5ZZ$	$\{1, -1, -1, 1\}$
4	ZZ	$0.5II - 0.5XX - 0.5YY + 0.5ZZ$	$\{1, -1, 1, 1\}$
5	IX	$0.5IX + 0.5XI + 0.5iYZ - 0.5iZY$	$\{-1, i, -i, 1\}$
6	XI	$0.5IX + 0.5XI - 0.5iYZ + 0.5iZY$	$\{-1, i, -i, 1\}$
7	YZ	$-0.5iIX + 0.5iXI + 0.5YZ + 0.5ZY$	$\{-1, i, -i, 1\}$
8	ZY	$-0.5iIX + 0.5iXI - 0.5YZ - 0.5ZY$	$\{-1, i, -i, 1\}$
9	IY	$-0.5iY + 0.5iXZ - 0.5YI - 0.5iZX$	$\{-1, i, -i, 1\}$
10	YI	$0.5iY + 0.5iXZ + 0.5YI - 0.5iZX$	$\{-1, i, -i, 1\}$
11	XZ	$0.5iIY + 0.5XZ - 0.5iYI + 0.5ZX$	$\{-1, i, -i, 1\}$
12	ZX	$-0.5iIY + 0.5XZ + 0.5iYI + 0.5ZX$	$\{-1, i, -i, 1\}$
13	IZ	$0.5IZ + 0.5iXY - 0.5iYX + 0.5ZI$	$\{i, -i, 1, -1\}$
14	ZI	$0.5IZ - 0.5iXY + 0.5iYX + 0.5ZI$	$\{i, -i, 1, -1\}$
15	XY	$0.5iIZ - 0.5XY - 0.5YX - 0.5iZI$	$\{1, -1, -i, i\}$
16	YX	$0.5iIZ + 0.5XY + 0.5YX - 0.5iZI$	$\{1, -1, -i, i\}$

TABLE I. The 16 2-qubit Pauli operators ( $A$ ) and their corresponding 2-qubit Pauli substitute operators ( $B$ ). Each  $B$  is unitary whose eigenvalues are presented.

where due to the transformation rule Eq. 6, the tensor product relation and the unitarity of the 2-qubit Pauli substitute operators, each  $2n$ -qubit Pauli substitute operator  $Q_i$  is unitary. Thus, the Hadamard test [27] of  $\mathcal{O}(1)$  depth can be used to evaluate each  $\text{Re}(\text{Tr}(Q_i \rho \otimes \rho))$  (Fig. 2). The  $\sigma_z$  expectation value of the ancillary qubit

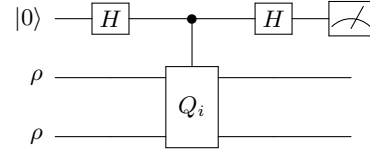


FIG. 2. The Hadamard test circuit for  $\text{Re}(\text{Tr}(Q_i \rho \otimes \rho))$ .

gives the value of  $\text{Re}(\text{Tr}(Q_i \rho \otimes \rho))$ . By multiplying each estimated value of  $\text{Re}(\text{Tr}(Q_i \rho \otimes \rho))$  by its weight  $g_i$  and summing up the results, we can obtain an estimation of the numerator  $\text{Tr}(B\rho \otimes \rho)$  in Eq. 5. There is no need to measure the imaginary value of each  $Q_i$  since they will cancel out eventually guaranteed by the Hermiticity of  $A$ . For the purity  $\text{Tr}(\rho^2)$  in the denominator, Swap tests [28], shown in Fig. 3, of  $\mathcal{O}(1)$  depth are used to obtain the purity  $\text{Tr}(\rho^2)$  in the denominator of Eq. 5 as  $2p_s - 1$  where  $p_s$  is the probability of measuring the ancillary qubit in the  $|0\rangle$  state. Thus, by using Hadamard tests and Swap tests, we can measure the value of  $\langle \rho | A | \rho \rangle$ .

For the measurement complexity of  $\langle \rho | A | \rho \rangle$ , assume the purity is bounded by  $\text{Tr}(\rho^2) \geq \gamma$ , then if each  $Q_i$  is measured for  $\frac{N_h}{m}$  times and the purity for  $N_s$  times, then the mean squared error (MSE) containing both bias and variance [29] of estimating  $\langle \rho | A | \rho \rangle$  is of order  $\mathcal{O}(\max(\gamma^{-2} N_s^{-1}, m \gamma^{-2} N_h^{-1}))$ . This result means that the estimator is efficient for  $\gamma^{-1}$  and  $m$  of order  $\mathcal{O}(\text{poly}(n))$  which is suitable for many cases.

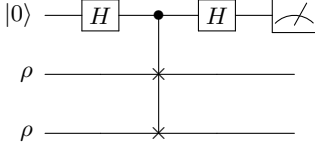


FIG. 3. The Swap test circuit for  $Tr(\rho^2)$ .

Currently, the Hamiltonian  $L^\dagger L$  we solved is calculated from the given  $L$ , which is easy as long as there are only polynomial terms in  $L$ . However, given a Hamiltonian  $H$  with given ground energy  $E_0$  first, the reverse procedure of getting  $L$  that makes  $H - E_0 = L^\dagger L$  is non-trivial. This is NP-hard in general since it will require solving exponentially large systems of multivariate quadratic equations [30]. Fortunately, if we add some restrictions on  $L$  and  $L^\dagger L$  such as locality or connectivity constraints which are very practical on real quantum computers, we can get the corresponding  $L$  in only polynomial-time, which is the final component of our algorithm. The reason for this is that in these cases, we only need to consider a polynomial number of Pauli terms and we only need to solve a polynomially large system of over-defined multivariate quadratic equations which can be empirically efficiently solved by a classical algorithm called the XL algorithm [31, 32]. The XL algorithm states that if the number of the unknowns  $N_u$  and the number of the equations  $N_e$  satisfy  $N_e \geq N_u^{2r}$  for all  $0 < r \leq 1/2$ , the runtime of the XL algorithm is about  $N_u^{\mathcal{O}(1/\sqrt{r})}$ . Specifically, we proved that the runtime of the XL algorithm is around  $N_u^{5.678}$  for 4-local  $H$ ,  $N_u^{8.111}$  for 6-local  $H$ , etc. Here, we call an operator to be  $k$ -local if every Pauli term of it has  $X, Y, Z$  act on at most  $k$  qubits.

Having introduced the three components of our algorithm, we can now formally describe our algorithm as shown in Fig. 1. Given a Hamiltonian  $H$  with known ground energy  $E_0$ , we first judge and solve whether there exists  $L$  makes  $H - E_0 = L^\dagger L$ . If the XL algorithm gives a solution  $L$ , then we can generate a quantum system whose LME dynamics are governed by the  $L \otimes L$ . Then, let the system evolve freely to the steady state  $\rho_{ss} \otimes \rho_{ss}$  of the LME. Next, we can do the measurement procedure introduced above and use Eq. 5 to obtain ground state information such as  $\langle \rho_{ss} | A | \rho_{ss} \rangle$  with  $A$  an observable.

The total runtime of this algorithm depends on the time of the XL algorithm, the time of LME evolution, and the time of measurement. The evolution part depends on the overlap  $\zeta$  between the initial state  $\rho_0$  and the steady state  $\rho_{ss}$  defined as  $\zeta = |\langle \rho_0 | \rho_{ss} \rangle|$ , the smallest real part of the gaps between the steady state and other eigenvectors of  $L$  (assuming  $L$  is diagonalizable [26]) denoted as  $\Delta$  and the required final overlap  $1 - \varepsilon$  to be achieved. We prove the runtime of this part is of order  $\mathcal{O}(\Delta^{-1} \log(\varepsilon^{-1/2}) \log(\zeta^{-1}))$ . Since the initial overlap is on average around  $2^{-n/2}$ , the runtime is around  $\Delta^{-1}(\frac{\ln(2)}{2}n + \ln(\varepsilon^{-1/2}))$ . Note that the dissipative quan-

tum Church-Turing theorem [33] states that the LME can be efficiently simulated by a quantum circuit, thus, an LME with polynomial runtime can be turned into a polynomial-depth quantum circuit. The measurement part depends on the purity of  $\rho_{ss}$  and the number of terms in  $A$ . As discussed above, assume  $Tr(\rho_{ss}^2) \geq \gamma$  and  $A$  contains  $m$  terms, then to achieve the MSE below an accuracy  $\epsilon^2$ , the number of measurement is of order  $\mathcal{O}(m\gamma^{-2}\epsilon^{-2})$ . Thus, as long as we restrict the locality of the Hamiltonians (or some other restrictions to meet the XL algorithm criterion) and the parameters  $\Delta^{-1}$ ,  $\gamma^{-1}$  and  $m$  to be of order  $\mathcal{O}(\text{poly}(n))$ , the total runtime of this algorithm is polynomial.

Having shown the frame of our algorithm, now we give discussions on several important aspects of our algorithm.

Firstly, we want to discuss the properties that  $L^\dagger L$  satisfies under a few very general assumptions, which may give some criteria to tell whether a Hamiltonian can be solved by our algorithm. We summarized three properties of  $L^\dagger L$  below:

- i The spectra of  $L^\dagger L$  is non-negative with the ground state energy equal to zero.
- ii  $L^\dagger L$  has the exchange time reversal symmetry i.e. invariance with respect to the simultaneous action of the exchange operator  $S$  between the row subsystem and the column subsystem and time reversal operator  $T$  ( $T|\psi\rangle = |\psi^*\rangle$ ):  $[L^\dagger L, ST] = 0$ .
- iii Define an operator  $O = \sum_{ij} |ii\rangle\langle jj|$ , then  $L^\dagger L O = 0$ .

The above properties come from the Liouvillian operator  $L$  of the form Eq.(3). Eq.(3) ensures that during the LME evolution,  $\rho(t)$  is always Hermitian, positive semi-definite and  $Tr(\rho(t)) = 1$ . These constraints thus lead to properties of  $L$  [26] and some of them are inherited by  $L^\dagger L$ .

Secondly, we want to give a discussion on the complexity. In our algorithm, the magical formula Eq. 5 makes it possible to utilize the exponentially fast dissipative dynamics to counter the exponentially large Hilbert space (or exponentially small initial overlap) which leads to  $\mathcal{O}(\log(\zeta^{-1}))$  scaling for the runtime. We want to emphasize that this mechanism of quantum speedup is different from all existing quantum algorithms. Of course, there is no free lunch for the exponential speedup, the forms of solvable Hamiltonians are restricted. Interestingly, these restricted Hamiltonians are believed to be difficult for classical computers, assuming simulating LME is hard for classical computers. This is a very safe guarantee since either steady steady states of LME are easy to solve or our algorithm has advantages. We believe the latter is true which in some sense is similar to the idea of quantum simulation [34]. Note that in this work, we say a Hamiltonian is classically hard means obtaining its ground state information i.e. operators' expectation values is classically hard. One may argue whether there exists classically hard Hamiltonians that can meet the requirements of the gap, the purity, and the XL algorithm simultaneously. The answer is true. A beautiful exam-

ple can be found in Dissipative Quantum Computation (DQC) by Cirac et al. [35] where they think of a carefully designed LME to simulate a quantum circuit of  $T$  layers. The Liouvillian generator in their construction is local with a gap of order  $\mathcal{O}(T^{-2})$  and the steady state has the purity of order  $\mathcal{O}(T^{-2})$  too. Searching for more Hamiltonians amenable to our algorithm is left for future work. Here, we want to make a comparison with Dissipative Quantum Computation (DQC). In DQC, open quantum dynamics is engineered to replace the quantum circuits to generate pure quantum states. However, in our algorithm, we generate mixed states but treat them as pure states. Since the dissipative quantum Church-Turing theorem [33] states that the LME can be efficiently simulated by a quantum circuit, we believe the Hamiltonians we can solve are inside BQP but outside P (Fig. 4). Note that the Hamiltonians built from quantum circuits by the Feynman-Kitaev construction [36, 37] also belong to such a type. We also want to mention that since we are solving a class of Hamiltonians with known ground energy, our result doesn't violate that finding k-local Hamiltonian's ground energy is QMA-hard [6, 38]. We want to generalize this point that the ground energy  $E_0$  is not necessarily needed for the XL algorithm part since we can just abandon the equation corresponding to the identity term. If we do so, and the XL algorithm gives a solution, then this means that the Hamiltonian can be solved and the ground energy can be calculated from the solution. However, this also means that a Hamiltonian that we can solve must have its ground energy classically easy to get, which we can still see as the known energy case.

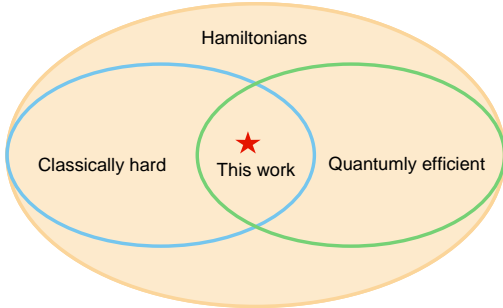


FIG. 4. Venn diagram of the algorithm. The algorithm in this work focuses on a certain class of Hamiltonians. Since the simulation of the LME is believed to be classically hard, such a class of Hamiltonian can't be efficiently solved by a classical computer. Our algorithm shows that on a quantum computer, such Hamiltonians can be solved at polynomial time. Thus, an exponential speedup is achieved.

Thirdly, the Hamiltonians that are solvable by this algorithm not only include  $L^\dagger L$  but also other types. One natural type is  $-L$  when  $L$  is Hermitian. In this case, LME induces a pure imaginary time evolution. Another type is to generalize the  $L^\dagger L$  to its polynomial

functions whose ground states also correspond to the steady state of  $L$ . What's more, there is also a type inspired by the idea in Ref. [39] where any Hamiltonians that can be transformed into the above types by Clifford circuits can also be efficiently solved by this algorithm i.e.  $H = U_c L^\dagger L U_c^\dagger$ . The ground state of  $H$  is  $U_c |\rho_{ss}\rangle$ . While  $U_c |\rho_{ss}\rangle$  can't be represented by a density matrix through the mapping Eq. 4 in general, we can just transfer the  $U_c$  to  $A$  as  $A' = U_c^\dagger A U_c$  and we have  $\langle \rho_{ss} | U_c^\dagger A U_c | \rho_{ss} \rangle = \langle \rho_{ss} | A' | \rho_{ss} \rangle$  which can be measured by Eq. 5. This type may greatly enlarge the range of solvable problems by our algorithm since  $U_c |\rho_{ss}\rangle$  can go beyond the restrictions of  $|\rho\rangle$  and has been proved to have great expressibility of states [39]. However, the inverse procedures from a given Hamiltonian  $H$  to these forms need to be further investigated. Further investigations on this aspect may help find Hamiltonians of practical interest and lead to applications.

Fourthly, quantum mechanics is linear regardless of the closed dynamics governed by the Schrödinger equation or the open dynamics governed by the LME. However, interestingly, non-linear dynamics can emerge from such a linear nature after the mapping Eq. 4. To see this non-linearity, consider three density matrices  $\rho_1$ ,  $\rho_2$  and  $\rho_3$  where  $\rho_3$  can be expressed as a linear combination of  $\rho_1$  and  $\rho_2$ :  $\rho_3 = c_1 \rho_1 + c_2 \rho_2$ . Using the mapping Eq. 4, we can have the corresponding DM-states  $|\rho_1\rangle$ ,  $|\rho_2\rangle$  and  $|\rho_3\rangle$  where  $C_{\rho_3} |\rho_3\rangle = c_1 C_{\rho_1} |\rho_1\rangle + c_2 C_{\rho_2} |\rho_2\rangle$ . Now consider a linear quantum operation  $K_D$  which transforms each  $\rho_i$  into a  $\rho'_i$ , then due to the linearity of  $K_D$ ,  $\rho'_3 = c_1 \rho'_1 + c_2 \rho'_2$ . The corresponding DM-states of  $\rho'_i$  then have the relation  $C_{\rho'_3} |\rho'_3\rangle = c_1 C_{\rho'_1} |\rho'_1\rangle + c_2 C_{\rho'_2} |\rho'_2\rangle$ . We can define  $K_I$  as the corresponding virtual quantum operation of  $K_D$  after  $f_1$  as  $K_I[|\rho\rangle] = f_1[K_D[\rho]] = |\rho'\rangle$ , then:

$$K_I \left[ \frac{c_1 C_{\rho_1}}{C_{\rho_3}} |\rho_1\rangle + \frac{c_2 C_{\rho_2}}{C_{\rho_3}} |\rho_2\rangle \right] = \frac{c_1 C_{\rho'_1}}{C_{\rho'_3}} K_I[|\rho_1\rangle] + \frac{c_2 C_{\rho'_2}}{C_{\rho'_3}} K_I[|\rho_2\rangle] \quad (10)$$

Hence, in general cases,  $K_I$  is not a linear operator despite the linearity of  $K_D$ . Superficially, it is correct that the LME gives this algorithm an exponential speedup. However, we conjecture that more fundamentally, the speedup may have something to do with this non-linear dynamics. As shown in Ref. [40], non-linear quantum mechanics can solve problems that can't be solved efficiently by standard linear quantum mechanics.

In summary, we propose a polynomial-time quantum algorithm for solving the ground states of a class of Hamiltonians which are believed to be difficult for classical counterparts. The LME and the mapping Eq. 4 combined with Eq. 5 form the core of this algorithm. We also gave an efficient classical procedure to obtain  $L$  from a given Hamiltonian  $H$ . We further explored several important aspects of the algorithm to help deeply understand its properties.

This algorithm still leaves plenty of exciting questions for future investigations. For instance, it is interesting

to think about whether there are more general types of Hamiltonians amenable to our algorithm and whether we can find more efficient ways to find the corresponding  $L$ . Moreover, future work on finding Hamiltonians with physical significance and/or practical value to solve using our algorithm is needed. The non-linear dynamics that emerged from the mapping are also attractive, which may "break" the restrictions of quantum mechanics and lead to research on finding other powerful applications. What's more, the techniques developed in this work may help the study of non-Hermitian Hamiltonian physics [41, 42] on quantum computers as Eq. 2 is a natural non-Hermitian evolution and Eq. 5 shows the way for extracting information. We hope this work will invoke

future novel research on quantum information science. See the Appendix for all the details.

## ACKNOWLEDGMENTS

This work is supported by the National Natural Science Foundation of China (No. 91836303 and No. 11805197), the National Key R&D Program of China, the Chinese Academy of Sciences, the Anhui Initiative in Quantum Information Technologies, and the Science and Technology Commission of Shanghai Municipality (2019SHZDZX01). The authors would like to thank JI Cirac and X Yuan for their fruitful comments.

- 
- [1] Ashley Montanaro. Quantum algorithms: an overview. *npj Quantum Information*, 2(1):1–8, 2016.
  - [2] David J Thouless. *The quantum mechanics of many-body systems*. Courier Corporation, 2014.
  - [3] Ira N Levine, Daryle H Busch, and Harrison Shull. *Quantum chemistry*, volume 6. Pearson Prentice Hall Upper Saddle River, NJ, 2009.
  - [4] Giorgio Ausiello, Pierluigi Crescenzi, Giorgio Gambosi, Viggo Kann, Alberto Marchetti-Spaccamela, and Marco Protasi. *Complexity and approximation: Combinatorial optimization problems and their approximability properties*. Springer Science & Business Media, 2012.
  - [5] Michael I Jordan and Tom M Mitchell. Machine learning: Trends, perspectives, and prospects. *Science*, 349(6245):255–260, 2015.
  - [6] Julia Kempe, Alexei Kitaev, and Oded Regev. The complexity of the local hamiltonian problem. *Siam journal on computing*, 35(5):1070–1097, 2006.
  - [7] A Yu Kitaev. Quantum measurements and the abelian stabilizer problem. *arXiv preprint quant-ph/9511026*, 1995.
  - [8] Gilles Brassard, Peter Hoyer, Michele Mosca, and Alain Tapp. Quantum amplitude amplification and estimation. *Contemporary Mathematics*, 305:53–74, 2002.
  - [9] David Poulin and Pawel Wocjan. Preparing ground states of quantum many-body systems on a quantum computer. *Physical review letters*, 102(13):130503, 2009.
  - [10] Yimin Ge, Jordi Tura, and J Ignacio Cirac. Faster ground state preparation and high-precision ground energy estimation with fewer qubits. *Journal of Mathematical Physics*, 60(2):022202, 2019.
  - [11] Lin Lin and Yu Tong. Near-optimal ground state preparation. *Quantum*, 4:372, 2020.
  - [12] Yulong Dong, Lin Lin, and Yu Tong. Ground state preparation and energy estimation on early fault-tolerant quantum computers via quantum eigenvalue transformation of unitary matrices. *arXiv preprint arXiv:2204.05955*, 2022.
  - [13] Edward Farhi, Jeffrey Goldstone, Sam Gutmann, and Michael Sipser. Quantum computation by adiabatic evolution. *arXiv preprint quant-ph/0001106*, 2000.
  - [14] Wim Van Dam, Michele Mosca, and Umesh Vazirani. How powerful is adiabatic quantum computation? In *Proceedings 42nd IEEE symposium on foundations of computer science*, pages 279–287. IEEE, 2001.
  - [15] Edward Farhi, Jeffrey Goldstone, and Sam Gutmann. A quantum approximate optimization algorithm. *arXiv preprint arXiv:1411.4028*, 2014.
  - [16] Alberto Peruzzo, Jarrod McClean, Peter Shadbolt, Man-Hong Yung, Xiao-Qi Zhou, Peter J Love, Alán Aspuru-Guzik, and Jeremy L O’Brien. A variational eigenvalue solver on a photonic quantum processor. *Nature communications*, 5(1):1–7, 2014.
  - [17] John Preskill. Quantum computing in the nisq era and beyond. *Quantum*, 2:79, 2018.
  - [18] Jarrod R McClean, Sergio Boixo, Vadim N Smelyanskiy, Ryan Babbush, and Hartmut Neven. Barren plateaus in quantum neural network training landscapes. *Nature communications*, 9(1):1–6, 2018.
  - [19] Lennart Bittel and Martin Kliesch. Training variational quantum algorithms is np-hard. *Physical Review Letters*, 127(12):120502, 2021.
  - [20] Mario Motta, Chong Sun, Adrian TK Tan, Matthew J O’Rourke, Erika Ye, Austin J Minnich, Fernando GSL Brandao, and Garnet Kin Chan. Determining eigenstates and thermal states on a quantum computer using quantum imaginary time evolution. *Nature Physics*, 16(2):205–210, 2020.
  - [21] Charles H Bennett, Ethan Bernstein, Gilles Brassard, and Umesh Vazirani. Strengths and weaknesses of quantum computing. *SIAM journal on Computing*, 26(5):1510–1523, 1997.
  - [22] Christof Zalka. Grover’s quantum searching algorithm is optimal. *Physical Review A*, 60(4):2746, 1999.
  - [23] Crispin Gardiner, Peter Zoller, and Peter Zoller. *Quantum noise: a handbook of Markovian and non-Markovian quantum stochastic methods with applications to quantum optics*. Springer Science & Business Media, 2004.
  - [24] Serge Haroche and J-M Raimond. *Exploring the quantum: atoms, cavities, and photons*. Oxford university press, 2006.
  - [25] Victor V Albert and Liang Jiang. Symmetries and conserved quantities in lindblad master equations. *Physical Review A*, 89(2):022118, 2014.
  - [26] Fabrizio Minganti, Alberto Biella, Nicola Bartolo, and Cristiano Ciuti. Spectral theory of liouvillians for dissipative phase transitions. *Physical Review A*, 98(4):042118, 2018.

- [27] Dorit Aharonov, Vaughan Jones, and Zeph Landau. A polynomial quantum algorithm for approximating the jones polynomial. *Algorithmica*, 55(3):395–421, 2009.
- [28] Harry Buhrman, Richard Cleve, John Watrous, and Ronald De Wolf. Quantum fingerprinting. *Physical Review Letters*, 87(16):167902, 2001.
- [29] Gareth James, Daniela Witten, Trevor Hastie, and Robert Tibshirani. *An introduction to statistical learning*, volume 112. Springer, 2013.
- [30] Michael R Garey and David S Johnson. *Computers and intractability*, volume 174. freeman San Francisco, 1979.
- [31] Nicolas Courtois, Alexander Klimov, Jacques Patarin, and Adi Shamir. Efficient algorithms for solving overdefined systems of multivariate polynomial equations. In *International Conference on the Theory and Applications of Cryptographic Techniques*, pages 392–407. Springer, 2000.
- [32] Magali Bardet, Jean-Charles Faugere, Bruno Salvy, and Bo-Yin Yang. Asymptotic behaviour of the degree of regularity of semi-regular polynomial systems. In *Proc. of MEGA*, volume 5, pages 2–2, 2005.
- [33] Martin Kliesch, Thomas Barthel, Christian Gogolin, Michael Kastoryano, and Jens Eisert. Dissipative quantum church-turing theorem. *Physical review letters*, 107(12):120501, 2011.
- [34] Richard P Feynman et al. Simulating physics with computers. *Int. j. Theor. phys*, 21(6/7), 2018.
- [35] Frank Verstraete, Michael M Wolf, and J Ignacio Cirac. Quantum computation and quantum-state engineering driven by dissipation. *Nature physics*, 5(9):633–636, 2009.
- [36] Nikolas P Breuckmann and Barbara M Terhal. Space-time circuit-to-hamiltonian construction and its applications. *Journal of Physics A: Mathematical and Theoretical*, 47(19):195304, 2014.
- [37] Alexei Yu Kitaev, Alexander Shen, and Mikhail N Vyalyi. *Classical and quantum computation*. Number 47. American Mathematical Soc., 2002.
- [38] Sevag Gharibian, Yichen Huang, Zeph Landau, and Seung Woo Shin. Quantum hamiltonian complexity. *arXiv preprint arXiv:1401.3916*, 2014.
- [39] Zhong-Xia Shang, Ming-Cheng Chen, Xiao Yuan, Chao-Yang Lu, and Jian-Wei Pan. Schrödinger-heisenberg variational quantum algorithms. *Physical Review Letters*, 131(6):060406, 2023.
- [40] Daniel S Abrams and Seth Lloyd. Nonlinear quantum mechanics implies polynomial-time solution for np-complete and # p problems. *Physical Review Letters*, 81(18):3992, 1998.
- [41] Ramy El-Ganainy, Konstantinos G Makris, Mercedeh Khajavikhan, Ziad H Musslimani, Stefan Rotter, and Demetrios N Christodoulides. Non-hermitian physics and pt symmetry. *Nature Physics*, 14(1):11–19, 2018.
- [42] Zongping Gong, Yuto Ashida, Kohei Kawabata, Kazuaki Takasan, Sho Higashikawa, and Masahito Ueda. Topological phases of non-hermitian systems. *Physical Review X*, 8(3):031079, 2018.
- [43] GMP Van Kempen and LJ Van Vliet. Mean and variance of ratio estimators used in fluorescence ratio imaging. *Cytometry: The Journal of the International Society for Analytical Cytology*, 39(4):300–305, 2000.
- [44] Fabrizio Minganti, Adam Miranowicz, Ravindra W Chhajlany, and Franco Nori. Quantum exceptional points of non-hermitian hamiltonians and liouvillians: The effects of quantum jumps. *Physical Review A*, 100(6):062131, 2019.
- [45] Angel Rivas and Susana F Huelga. *Open quantum systems*, volume 10. Springer, 2012.
- [46] XL\_LdagL. [https://github.com/Zihan-Asd/XL\\_LdagL](https://github.com/Zihan-Asd/XL_LdagL), 2022.

## Appendix A: Summary of ground state quantum algorithms with provable performance

We provide a summary of existing quantum algorithms to find ground states of Hamiltonians [7–12] and compare their complexities. We will fix our notations first. Consider a system of size  $N$ . Denote its Hamiltonian as  $H$  and rescale its eigenvalues to be contained in  $[-1, 1]$ . Denote the gap between the first excited state and the ground state as  $\Delta$ . Assume that one can use a circuit  $U_I|0\rangle^{\otimes O(N)}$  to prepare an ansatz state  $|\psi\rangle_0$  such that its overlap with ground state  $P_g|\psi\rangle_0$  is upper bounded by  $\gamma$ , i.e.,  $\|P_g|\psi\rangle_0\|_2 \geq \gamma$ . Assume that we require our algorithm can obtain results close to the true ground state with precision  $\epsilon$ . Aside from the standard big- $O$  notation, we define  $\tilde{O}(f) := O(f \cdot \text{polylog}(f))$  also, define  $\tilde{O}(f) := O(f \cdot \text{poly}(|\log(\Delta)|, |\log(\gamma)|, |\log(\epsilon)|))$ .

- Quantum phase estimation in combination with amplitude amplification. [7, 8, 10]
- Filtering method [9, 10]. Extra filtering step added to the QPE.
- This work [10] use  $\cos^M H$  to filter out excited states.  $\cos^M H$  operator is constructed using LCU(linear combination of unitaries). This work also carefully analyzed the complexity of pre-existing methods listed above.
- Approximate construction of  $P_g$ , i.e., projection operator onto the ground state subspace [11, 12].
  - a. *QPE* [7, 10] Consider estimating the eigenvalues of  $U_{HS} = e^{iH}$ . The idea of QPE is to implement a gate that transforms  $|\psi\rangle|0^k\rangle = \sum_i \psi_i |\lambda_i\rangle|0^k\rangle$  to  $|\Psi\rangle = \sum_i \psi_i |\lambda_i\rangle|\tilde{\phi}_i\rangle$  where  $|\tilde{\phi}_i\rangle = \sum_x \gamma_{ix} |x\rangle$  with  $\gamma_{ix}$  centered around  $x \simeq \lambda_i$ . Then implementation of such gate requires a series of control- $U^{2^m}$  gates for  $m = 0, 1, \dots, k-1$  and an inverse Fourier transformation. Hence, the resulting state can be written as  $|\Psi\rangle = \sum_x |\Psi_x\rangle|x\rangle$  where  $|\Psi_x\rangle = \sum_i \psi_i \gamma_{ix}$ . Then, if we know in advance the ground state energy to precision  $\xi = O(\gamma\Delta\epsilon)$  [10], by measuring the  $k$  ancilla qubits, we can find the  $x$  closest to the ground state energy and whose corresponding amplitude is  $\sim \gamma$  and the corresponding  $|\Psi_x\rangle$  would be our approximate ground state since  $\gamma_{ix}$  from excited states are small. In this way, the QPE circuit requires  $O(2^k) = \tilde{O}(\frac{1}{\gamma\Delta\epsilon})$  queries of  $U_{HS}$ . Also, we need  $O(\frac{1}{\gamma})$  queries of the QPE to boost the amplitude. Hence, if we have prior knowledge of the gs energy, we need  $\tilde{O}(\frac{1}{\gamma^2\Delta\epsilon})$  queries of the  $U_{HS}$  and  $\tilde{O}(\frac{1}{\gamma})$  queries of  $U_I$ . Moreover. if such

prior knowledge does not exist, we can still use QPE to obtain an estimate. Using the minimal finding algorithm in Ref. [10], we can accomplish this using  $\tilde{O}(\frac{1}{\gamma^4 \Delta \epsilon})$  queries of  $U_{HS}$  and  $\tilde{O}(\frac{1}{\gamma})$  queries of  $U_I$ .

*b. Filtering method* [9, 10] In QPE, one constructs a circuit that transforms  $|\lambda_i\rangle|0^k\rangle \rightarrow |\lambda_i\rangle|\tilde{\phi}_i\rangle$  where  $\tilde{\phi}_i$  centers around the true eigenvalue. Here, we adopt the same circuit but without the final inverse Fourier transformation part. In this way, we obtain  $\mathcal{A}$  that maps  $|\lambda_i\rangle|0^k\rangle$  to  $|\lambda_i\rangle|\phi_i\rangle$  where  $|\phi_i\rangle = \frac{1}{\sqrt{2^k}} \sum_{x=0}^{2^k-1} e^{2\pi i \lambda x} |x\rangle$  which can be seen as a momentum eigenstate corresponding to  $\lambda$ . Then, heuristically speaking, if one knows the ground state energy to precision  $\tilde{O}(\Delta)$ , denote the estimated gs energy as  $\mu$ , then one can prepare  $|\mu\rangle := \frac{1}{\sqrt{2^k}} \sum_{x=0}^{2^k-1} e^{2\pi i \mu x} |x\rangle$  such that only the ground state  $|\phi_0\rangle$  has the largest overlap with  $|\mu\rangle$ . In order to filter out the ground state, one can consider the following circuit. Apply  $\mathcal{A}^\dagger$  to  $|\psi\rangle|\mu\rangle$ , then, one would obtain  $\sum_i \psi_i \langle \mu | \lambda_i \rangle |\lambda_i\rangle|0^k\rangle + |r\rangle$  where  $(\mathbb{I} \otimes |0^k\rangle\langle 0^k|)|r\rangle = 0$ . To be more effective, one can apply  $\eta$  copies of  $\mathcal{A}^\dagger$  to  $|\psi\rangle|\mu\rangle^{\otimes \eta}$  to obtain  $\sum_i \psi_i (\langle \mu | \lambda_i \rangle)^\eta |\lambda_i\rangle|0^{\eta k}\rangle + |R\rangle$  with  $(\mathbb{I} \otimes |0^{\eta k}\rangle\langle 0^{\eta k}|)|R\rangle = 0$ . And as is remarked before,  $(\langle \mu | \lambda_i \rangle)^\eta$  center around the ground state and fall off quickly for excited states, and moreover, we require that  $|\langle \mu | \lambda_0 \rangle|^\eta \geq \frac{1}{2}$ . In this way, we need  $O(\frac{1}{\gamma})$  rounds of amplitude amplification to boost the amplitude of the state with  $|0^{\eta k}\rangle$ . Hence we need  $\tilde{O}(\frac{1}{\gamma \Delta})$  queries of  $U_{HS}$  and  $\tilde{O}(\frac{1}{\gamma})$  queries of  $U_I$ .

Now, if we do not have prior knowledge of the ground energy, we can use the same idea to estimate the ground state energy. Consider preparing the following state  $\frac{1}{\sqrt{2^{k_1}}} \sum_{j=0}^{2^{k_1}-1} |j\rangle|\mu_j\rangle^{\otimes n_i} |\psi\rangle$  where  $\mu_j = j \cdot 2^{-k_1}$  with  $2^{-k_1} \sim \tilde{O}(\Delta)$ . Then, by applying the gate described above, we can obtain  $|\Psi\rangle = \sum_j |j\rangle|\Psi_j\rangle$  where  $|\Psi_j\rangle = \sum_i \psi_i (\langle \mu_j | \lambda_i \rangle)^{n_i} |\lambda_i\rangle$ . Heuristically, we can find the best estimate  $\frac{1}{\sqrt{2^{k_1}}} \mu_J$  of  $\lambda_0$  using the minimal finding algorithm by  $\tilde{O}(\frac{1}{\gamma \Delta^{1/2}})$  queries of the above circuit and hence we need  $\tilde{O}(\frac{1}{\gamma \Delta^{3/2}})$  queries of  $U_{HS}$  and  $\tilde{O}(\frac{1}{\gamma \Delta^{1/2}})$  queries of  $U_I$ .

*c. LCU* [10] If one knows the ground state energy upto a precision  $\delta = O(\Delta / \log \frac{1}{\gamma \epsilon})$ , one can shift the Hamiltonian s.t. the ground state is  $\delta$ -close to zero. And one can use  $\cos^M H$  to project out excited states and still preserves the ground state overlap, i.e.,  $\|\cos^M H |\psi\rangle_0\| \sim \Omega(\gamma)$  with  $M = \Theta(\frac{1}{\Delta^2} \log^2 \frac{1}{\gamma \epsilon})$  simply because  $\lim_{M \rightarrow \infty} \cos^M(\Delta) \rightarrow 0$  and  $\cos(0) = 1$ . One can approximate  $\cos^M H$  by  $\sum_{k=-m_0}^{m_0} \alpha_k e^{-2iHk}$  where  $m_0 \sim \tilde{O}(\frac{1}{\Delta})$ . We will use  $e^{\pm 2iH}$  as oracles in the following. (Actual implementation of the oracle is referred to as Hamiltonian simulation in the literature.) The idea of LCU is that one can prepare the following state  $B|0^{b \sim \log(2m_0+1)}\rangle = \frac{1}{\sqrt{\alpha}} \sum_{k=-m_0}^{m_0} \sqrt{\alpha_k} |k\rangle$  and then use controlled Hamiltonian simulation to produce a unitary gate  $U$  s.t.  $U|k\rangle|\psi\rangle = |k\rangle e^{-2iHk} |\psi\rangle$ . In this way,  $\cos^M H$  can be implemented in the following way:

$$(B^\dagger \otimes \mathbb{I})U(B \otimes \mathbb{I})|\psi\rangle = \frac{1}{\alpha} |0^b\rangle \sum_{k=-m_0}^{m_0} \alpha_k e^{-2iHk} |\psi\rangle + |R\rangle \quad (\text{A1})$$

where  $\alpha = \sum \alpha_k \sim O(1)$  and  $(|0^b\rangle\langle 0^b| \otimes \mathbb{I})|R\rangle = 0$  and the first term have norm  $\sim O(\gamma)$ . Then, one can use amplitude amplification  $O(\frac{1}{\gamma})$  times to boost the amplitude of the first term to be close to 1. Then, as  $U$  would use  $\tilde{O}(m_0) = \tilde{O}(\frac{1}{\Delta})$  queries of  $e^{\pm 2iH}$ , the total query complexity of the Hamiltonian simulation  $U_{HS}$  is  $\frac{1}{\gamma \Delta}$ . Moreover, suppose that the initial state is prepared using  $U_I$ , then the query complexity of  $U_I$  is  $\tilde{O}(\frac{1}{\gamma})$ .

Now, consider the case where there is no initial estimate of the ground state energy. Using the fact that if  $H$  is not sufficiently shifted such that the ground state energy is much larger than 0, then  $\|\cos^M H |\psi\rangle\| \rightarrow 0$ , however, if  $H$  is appropriately shifted, i.e, the ground state energy is now close to 0, then  $\|\cos^M H |\psi\rangle\| \sim \gamma$ . In this way, one can utilize this to estimate the ground state energy. The authors developed a minimum finding strategy[?] and the ground state energy can be estimated upto precision  $\sim O(\Delta / \log(\frac{1}{\gamma \epsilon}))$  using  $\tilde{O}(\frac{1}{\gamma \Delta^{3/2}})$  queries of Hamiltonian simulation  $U_{HS}$  and  $\tilde{O}(\frac{1}{\gamma \sqrt{\Delta}})$  queries of  $U_I$ .

*d. Approximate construction of  $P_g$  via block encoding* [11] The Hamiltonian can be encoded into a larger unitary  $U_H$ , with  $m$  ancillary qubits, upto precision  $\eta$  in the following sense

$$\|H - (\langle 0^m | \otimes \mathbb{I})U_H(|0^m\rangle \otimes \mathbb{I})\|_2 \leq \eta. \quad (\text{A2})$$

We refer to such block encoding as a  $(m, \eta)$  encoding. Then, for  $\forall$  degree- $l$  polynomial  $P(x) \in \mathbb{R}[x]$  with  $l$  an even number and  $|P(x)| \leq 1$  for  $\forall x \in [-1, 1]$ , we can construct an  $(m+1, \eta)$  encoding of  $P(H)$  using only  $l$  queries of  $U_H$  and  $U_H^\dagger$ . One can construct a degree- $O(\frac{1}{\delta} \log(1/\epsilon))$  polynomial approximation  $S(\cdot, \delta, \eta)$  to  $\text{sign}(x)$  s.t. for  $x \in [-1, -\delta] \cup [\delta, 1]$ ,  $|S(x, \delta, \eta) - \text{sign}(x)| \leq \eta$  and  $|S(x)| \leq 1$  for  $\forall x \in [-1, 1]$ . In this way, if one already know an energy upper bound  $\mu$  of the ground state energy s.t.  $\lambda_0 \leq \mu - \Delta/2$  and  $\mu + \Delta/2 \leq \lambda_1$ , one can construct a  $(m+3, \epsilon)$  block encoding of  $P_g$  using  $O(\frac{1}{\Delta} \log(1/\epsilon))$  queries of  $U_H$  and  $U_H^\dagger$ . Now, as one can produce  $|\psi\rangle_0$  whose overlap with the ground state is lower bounded by  $\gamma$ , one can use  $O(1/\gamma)$  rounds of amplitude amplification to make the probability

of successfully obtaining the ground state to be close to 1. Hence, for the known energy upper bound described above, one needs  $\tilde{O}(\frac{1}{\gamma\Delta})$  queries of  $U_H$  and  $O(\frac{1}{\gamma})$  queries of  $U_I$ .

Further, if one does not have an energy upper bound in advance, one can use binary search to find an estimate of the ground state energy. The energy grid should have accuracy  $\propto \Delta$  and one needs  $\tilde{O}(\frac{1}{\gamma\Delta})$  queries of  $U_H$  and  $\tilde{O}(1/\gamma)$  queries of  $U_I$  to obtain the gs energy estimate. Hence, the overall complexity for unknown energy upper bound is still  $\tilde{O}(\frac{1}{\gamma\Delta})$  queries of  $U_H$  and  $\tilde{O}(\frac{1}{\gamma})$  queries of  $U_I$ . Moreover, Ref.[11] shows that for ground state generation for general Hamiltonians, this is in a sense the optimal query complexity using the fact that the query complexity of the unstructured search is lower bounded by  $\Omega(\sqrt{N})$ . (However, the proof only discusses  $\gamma \rightarrow 0$  and  $\Delta \rightarrow 0$  separately and sets the other as  $O(1)$  when proving the complexity lower bound for  $U_H$ .)

*e. Approximate construction of  $P_g$  using Hamiltonian simulation* [12] This work can use a series controlled  $U_{HS}$  gates and phase gates on the control qubit to implement a block encoded  $F(\cos \frac{H}{2})$  operator where  $F$  is an even-degree polynomial on  $[-1, 1]$  with  $|F| \leq 1$ . So for example, if we need  $\text{sign}(H)$ , we simply need to find the polynomial approximation to  $\text{sign} \circ g$  where  $g(x) = 2 \cdot \arccos(x)$ . Then, the rest is basically the same as the construction of  $P_g$  using block encoding [11], which is discussed above. Moreover, this work [12] makes some improvement on the amplitude estimation process for ground state energy estimation. In Ref.[11], amplitude amplification is used to tell two amplitude with small gap  $\gamma$  apart from each other. In this work, another degree  $O(\gamma)$  polynomial approximation to the sign function is constructed to directly tell the difference. The query complexity is still the same as in Ref.[12], but the circuit is less demanding.

Algorithm	GS energy	$U_{HS}$ queries	$U_H$ queries	$U_I$ queries
QPE[7, 10]	known	$\tilde{O}(\frac{1}{\gamma^2\Delta\epsilon})$	-	$\tilde{O}(\frac{1}{\gamma})$
Filtering[9, 10]	known	$\tilde{O}(\frac{1}{\gamma\Delta})$	-	$\tilde{O}(\frac{1}{\gamma})$
LCU[10]	known	$\tilde{O}(\frac{1}{\gamma\Delta})$	-	$\tilde{O}(\frac{1}{\gamma})$
$P_g(\text{BE})$ [11]	known	-	$\tilde{O}(\frac{1}{\gamma\Delta})$	$\tilde{O}(\frac{1}{\gamma})$
$P_g(\text{HS})$ [12]	known	$\tilde{O}(\frac{1}{\gamma\Delta})$	-	$\tilde{O}(\frac{1}{\gamma})$
QPE[7, 10]	unknown	$\tilde{O}(\frac{1}{\gamma^4\Delta\epsilon})$	-	$\tilde{O}(\frac{1}{\gamma})$
Filtering[9, 10]	unknown	$\tilde{O}(\frac{1}{\gamma\Delta^{3/2}})$	-	$\tilde{O}(\frac{1}{\gamma\Delta^{1/2}})$
LCU[10]	unknown	$\tilde{O}(\frac{1}{\gamma\Delta^{3/2}})$	-	$\tilde{O}(\frac{1}{\gamma\Delta^{1/2}})$
$P_g(\text{BE})$ [11]	unknown	-	$\tilde{O}(\frac{1}{\gamma\Delta})$	$\tilde{O}(\frac{1}{\gamma})$
$P_g(\text{HS})$ [12]	unknown	$\tilde{O}(\frac{1}{\gamma\Delta})$	-	$\tilde{O}(\frac{1}{\gamma})$

TABLE II. Query complexities of quantum algorithms for ground state preparations

## Appendix B: Derivations of Eq.(5)

$\langle \rho | A | \rho \rangle$  can be measured from  $\rho$ :

$$\begin{aligned}
 \langle \rho | A | \rho \rangle &= \sum_{ijkl} \frac{1}{C_\rho^2} \rho_{ij}^* A_{ij,kl} \rho_{kl} = \sum_{ijkl} \frac{1}{\text{Tr}(\rho^2)} A_{ij,kl} \rho_{ji} \rho_{kl} \\
 &= \sum_{ijkl} \frac{1}{\text{Tr}(\rho^2)} B_{il,jk} \rho_{ji} \rho_{kl} = \frac{\text{Tr}(B\rho \otimes \rho)}{\text{Tr}(\rho^2)}
 \end{aligned} \tag{B1}$$

where  $B$  follow the rules in Eq.(6).

## Appendix C: 2-qubit Pauli substitute operators

Details of transformations from 2-qubit Pauli operators ( $A$ ) to 2-qubit Pauli substitute operators ( $B$ ) are shown in Table 1-4 where each  $B$ 's corresponding exact matrix and equivalent quantum circuit for Hadamard test are presented. The only required 2-qubit gate resource is the swap gate.

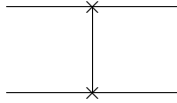
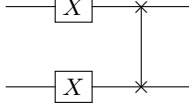
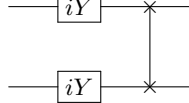
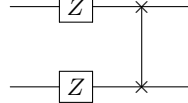
ID	A (Hermite)	B (Unitary)	Eigenvalues of B
1	$II$	$0.5II + 0.5XX + 0.5YY + 0.5ZZ$	$\text{diag}(1,1,1,-1)$
2	$XX$	$0.5II + 0.5XX - 0.5YY - 0.5ZZ$	$\text{diag}(1,1,-1,1)$
3	$YY$	$-0.5II + 0.5XX - 0.5YY + 0.5ZZ$	$\text{diag}(1,-1,-1,-1)$
4	$ZZ$	$0.5II - 0.5XX - 0.5YY + 0.5ZZ$	$\text{diag}(1,-1,1,1)$
B matrix			
1	$\begin{pmatrix} 1 & 0 & 0 & 0 \\ 0 & 0 & 1 & 0 \\ 0 & 1 & 0 & 0 \\ 0 & 0 & 0 & 1 \end{pmatrix}$		
2	$\begin{pmatrix} 0 & 0 & 0 & 1 \\ 0 & 1 & 0 & 0 \\ 0 & 0 & 1 & 0 \\ 1 & 0 & 0 & 0 \end{pmatrix}$		
3	$\begin{pmatrix} 0 & 0 & 0 & 1 \\ 0 & -1 & 0 & 0 \\ 0 & 0 & -1 & 0 \\ 1 & 0 & 0 & 0 \end{pmatrix}$		
4	$\begin{pmatrix} 1 & 0 & 0 & 0 \\ 0 & 0 & -1 & 0 \\ 0 & -1 & 0 & 0 \\ 0 & 0 & 0 & 1 \end{pmatrix}$		
B circuit			
1			
2			
3			
4			

TABLE III. **Set 1**

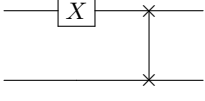
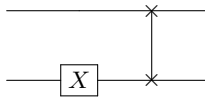
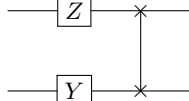
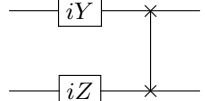
ID	A (Hermite)	B (Unitary)	Eigenvalues of B
5	$IX$	$0.5IX + 0.5XI + 0.5iYZ - 0.5iZY$	$\{-1,i,-i,1\}$
6	$XI$	$0.5IX + 0.5XI - 0.5iYZ + 0.5iZY$	$\{-1,i,-i,1\}$
7	$YZ$	$-0.5iIX + 0.5iXI + 0.5YZ + 0.5ZY$	$\{-1,i,-i,1\}$
8	$ZY$	$-0.5iIX + 0.5iXI - 0.5YZ - 0.5ZY$	$\{-1,i,-i,1\}$
B matrix			
5	6		7
$\begin{pmatrix} 0 & 0 & 1 & 0 \\ 1 & 0 & 0 & 0 \\ 0 & 0 & 0 & 1 \\ 0 & 1 & 0 & 0 \end{pmatrix}$	$\begin{pmatrix} 0 & 1 & 0 & 0 \\ 0 & 0 & 0 & 1 \\ 1 & 0 & 0 & 0 \\ 0 & 0 & 1 & 0 \end{pmatrix}$	$\begin{pmatrix} 0 & -i & 0 & 0 \\ 0 & 0 & 0 & i \\ i & 0 & 0 & 0 \\ 0 & 0 & -i & 0 \end{pmatrix}$	8
$\begin{pmatrix} 0 & 0 & i & 0 \\ -i & 0 & 0 & 0 \\ 0 & 0 & 0 & -i \\ 0 & i & 0 & 0 \end{pmatrix}$			
B circuit			
5	6		7
			8
			

TABLE IV. **Set 2**

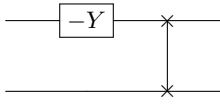
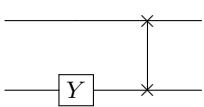
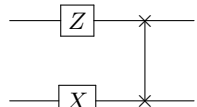
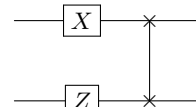
ID	A (Hermite)	B (Unitary)	Eigenvalues of B
9	$IY$	$-0.5IY + 0.5iXZ - 0.5YI - 0.5iZX$	$\{-1,i,-i,1\}$
10	$YI$	$0.5IY + 0.5iXZ + 0.5YI - 0.5iZX$	$\{-1,i,-i,1\}$
11	$XZ$	$0.5iIY + 0.5XZ - 0.5iYI + 0.5ZX$	$\{-1,i,-i,1\}$
12	$ZX$	$-0.5iIY + 0.5XZ + 0.5iYI + 0.5ZX$	$\{-1,i,-i,1\}$
B matrix			
9	$\begin{pmatrix} 0 & 0 & i & 0 \\ -i & 0 & 0 & 0 \\ 0 & 0 & 0 & i \\ 0 & -i & 0 & 0 \end{pmatrix}$		
10	$\begin{pmatrix} 0 & -i & 0 & 0 \\ 0 & 0 & 0 & -i \\ i & 0 & 0 & 0 \\ 0 & 0 & i & 0 \end{pmatrix}$		
11	$\begin{pmatrix} 0 & 1 & 0 & 0 \\ 0 & 0 & 0 & -1 \\ 1 & 0 & 0 & 0 \\ 0 & 0 & -1 & 0 \end{pmatrix}$		
12	$\begin{pmatrix} 0 & 0 & 1 & 0 \\ 1 & 0 & 0 & 0 \\ 0 & 0 & 0 & -1 \\ 0 & -1 & 0 & 0 \end{pmatrix}$		
B circuit			
9			
10			
11			
12			

TABLE V. **Set 3**

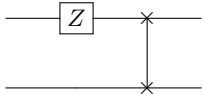
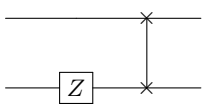
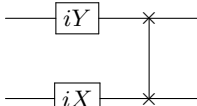
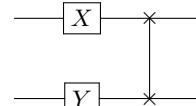
ID	$A$ (Hermite)	$B$ (Unitary)	Eigenvalues of B
13	$IZ$	$0.5IZ + 0.5iXY - 0.5iYX + 0.5ZI$	$\{i,-i,1,-1\}$
14	$ZI$	$0.5IZ - 0.5iXY + 0.5iYX + 0.5ZI$	$\{i,-i,1,-1\}$
15	$XY$	$0.5iIZ - 0.5XY - 0.5YX - 0.5iZI$	$\{1,-1,-i,i\}$
16	$YX$	$0.5iIZ + 0.5XY + 0.5YX - 0.5iZI$	$\{1,-1,-i,i\}$
B matrix			
13	14		15
$\begin{pmatrix} 1 & 0 & 0 & 0 \\ 0 & 0 & -1 & 0 \\ 0 & 1 & 0 & 0 \\ 0 & 0 & 0 & -1 \end{pmatrix}$	$\begin{pmatrix} 1 & 0 & 0 & 0 \\ 0 & 0 & 1 & 0 \\ 0 & -1 & 0 & 0 \\ 0 & 0 & 0 & -1 \end{pmatrix}$	$\begin{pmatrix} 0 & 0 & 0 & 1 \\ 0 & -1 & 0 & 0 \\ 0 & 0 & 1 & 0 \\ -1 & 0 & 0 & 0 \end{pmatrix}$	
16			
$\begin{pmatrix} 0 & 0 & 0 & -1 \\ 0 & -1 & 0 & 0 \\ 0 & 0 & 1 & 0 \\ 1 & 0 & 0 & 0 \end{pmatrix}$			
B circuit			
13	14		15
			16
			

TABLE VI. **Set 4**

### Appendix D: The concrete form of $L^\dagger L$

The dynamics of open systems in Lindblad form is described by

$$\frac{d\rho}{dt} = L[\rho] = -i[H, \rho] + \sum_i \lambda_i (F_i \rho F_i^\dagger - \frac{1}{2} \{\rho, F_i^\dagger F_i\}) \quad (D1)$$

where  $L$  can be written in the matrix form as

$$L = -i(H \otimes I - I \otimes H^*) + \sum_i \lambda_i (F_i \otimes F_i^* - \frac{1}{2} F_i^\dagger F_i \otimes I - \frac{1}{2} I \otimes F_i^T F_i^*) \quad (D2)$$

Hence, after some algebra, we can see that  $L^\dagger L$  takes the following form

$$L^\dagger L = H^2 \otimes I + I \otimes (H^*)^2 - H \otimes H^* - H \otimes H^* \quad (D3)$$

$$+ \sum_\alpha \lambda_\alpha \{ i H F_\alpha \otimes F_\alpha^* - i F_\alpha^\dagger H \otimes F_\alpha^T + i F_\alpha^\dagger \otimes F_\alpha^T H^T - i F_\alpha \otimes H^* F_\alpha^* \} \quad (D4)$$

$$+ \frac{i}{2} [F_\alpha^\dagger F_\alpha, H] \otimes I + \frac{i}{2} I \otimes [H^*, F_\alpha^T F_\alpha^*] \} \quad (D5)$$

$$+ \sum_{\alpha\beta} \lambda_\alpha \lambda_\beta \left\{ F_\alpha^\dagger F_\beta \otimes F_\alpha^T F_\beta^* - \frac{1}{2} F_\alpha^\dagger \otimes F_\alpha^T F_\beta^T F_\beta^* - \frac{1}{2} F_\beta \otimes F_\alpha^T F_\alpha^* F_\beta^* \right. \quad (D6)$$

$$\left. - \frac{1}{2} F_\alpha^\dagger F_\beta^\dagger F_\beta \otimes F_\alpha^T - \frac{1}{2} F_\alpha^\dagger F_\alpha F_\beta \otimes F_\beta^* \right. \quad (D7)$$

$$\left. + \frac{1}{4} F_\alpha^\dagger F_\alpha \otimes F_\beta^T F_\beta^* + \frac{1}{4} F_\beta^\dagger F_\beta \otimes F_\alpha^T F_\alpha^* \right. \quad (D8)$$

$$\left. + \frac{1}{4} I \otimes F_\alpha^T F_\alpha^* F_\beta^T F_\beta^* + \frac{1}{4} F_\alpha^\dagger F_\alpha F_\beta^\dagger F_\beta \otimes I \right\} \quad (D9)$$

### Appendix E: Measurement runtime of Eq.(5)

Before the analysis, we will introduce the estimator that will be used.

- Estimator for  $\frac{E[X]}{E[Y]}$ : When  $X$  and  $Y$  are two independent random variables, the value of the ratio of their expectations  $\frac{E[X]}{E[Y]}$  can be estimated by an asymptotically unbiased estimator  $\frac{\bar{X}}{\bar{Y}}$  where  $\bar{X}$  and  $\bar{Y}$  are the averages of  $X$  and  $Y$ . It has been shown in Ref.[43] that the expectation and the variance of this estimator are:

$$E\left[\frac{\bar{X}}{\bar{Y}}\right] \approx \frac{E[X]}{E[Y]} + \frac{E[X]}{E[Y]^3} \text{Var}[\bar{Y}] \quad (E1)$$

$$\text{Var}\left[\frac{\bar{X}}{\bar{Y}}\right] \approx \frac{E[X]^2 \text{Var}[\bar{Y}] + E[Y]^2 \text{Var}[\bar{X}]}{E[Y]^4} \quad (E2)$$

Eq.(E1) and Eq.(E2) are good approximations when the uncertainties of the averages are small enough which in our case corresponds to enough measurement times.

In the following, without loss of generality, we will assume  $A$  is Hermite and has the same form in the main text:

$$A = \sum_{i=1}^m g_i P_i \quad (E3)$$

One can easily generalize the results of this section to non-Hermite  $A$  cases.

We now analyze the measurement complexity of  $\langle \rho | A | \rho \rangle = \frac{\text{Tr}(B\rho \otimes \rho)}{\text{Tr}(\rho^2)}$ . Each  $\text{Re}(\text{Tr}(Q_i \rho \otimes \rho))$  in  $\text{Tr}(B\rho \otimes \rho)$  is the expectation of a Bernoulli random variable  $Z_i$ :  $E[Z_i] = p_i * 1 + (1 - p_i) * (-1)$  with a variance  $\text{Var}[Z_i] = 4p_i(1 - p_i) \leq 1$ . Suppose each  $Q_i$  is measured for  $\frac{N_h}{m}$  times to obtain the average of the numerator  $\overline{\text{Tr}(B\rho \otimes \rho)}$ , then the total variance of evaluating  $\text{Tr}(B\rho \otimes \rho) = \sum_{i=1}^m g_i(2p_i - 1)$  is:

$$\text{Var}[\overline{\text{Tr}(B\rho \otimes \rho)}] = \sum_{i=1}^m \frac{m g_i^2 4p_i(1 - p_i)}{N_h} \quad (E4)$$

The purity  $Tr(\rho^2)$  is also the expectation of a Bernoulli random variable  $Z_s$  and we assume it has a lower bound:  $E[Z_s] = p_s * 1 + (1 - p_s) * (-1) \geq \gamma$  with a variance  $Var[Z_i] = 4p_i(1 - p_i) \leq 1$ . Then the variance of average  $\overline{Tr(\rho^2)}$  for  $N_s$  measurement times on the purity  $Tr(\rho^2) = 2p_s - 1$  is:

$$Var[\overline{Tr(\rho^2)}] = \frac{4p_s(1 - p_s)}{N_s} \quad (E5)$$

According to Eq.(E1) and Eq.(E2), when  $\frac{\overline{Tr(B\rho \otimes \rho)}}{\overline{Tr(\rho^2)}}$  are used to estimate  $\langle \rho|A|\rho \rangle$ , the bias is:

$$\begin{aligned} Bias[\langle \rho|A|\rho \rangle]^2 &= \left( \frac{\overline{Tr(B\rho \otimes \rho)}}{\overline{Tr(\rho^2)}} - \langle \rho|A|\rho \rangle \right)^2 \approx \left( \frac{Tr(B\rho \otimes \rho)}{Tr(\rho^2)^3} Var[\overline{Tr(\rho^2)}] \right)^2 \\ &= \left( \frac{\sum_{i=1}^m g_i(2p_i - 1) \frac{4p_s(1 - p_s)}{N_s}}{(2p_s - 1)^3} \right)^2 = \left( \frac{\langle \rho|A|\rho \rangle \frac{4p_s(1 - p_s)}{N_s}}{(2p_s - 1)^2} \right)^2 \\ &\leq \frac{\langle \rho|A|\rho \rangle^2}{(2p_s - 1)^4 N_s^2} \leq \frac{\langle \rho|A|\rho \rangle^2}{\gamma^4 N_s^2} \leq \frac{\|A\|_2^2}{\gamma^4 N_s^2} \end{aligned} \quad (E6)$$

and the variance is:

$$\begin{aligned} Var[\langle \rho|A|\rho \rangle] &\approx \frac{E[Tr(B\rho \otimes \rho)]^2 Var[\overline{Tr(\rho^2)}] + Tr(\rho^2)^2 Var[Tr(B\rho \otimes \rho)]}{Tr(\rho^2)^4} \\ &= \frac{(\sum_{i=1}^m g_i(2p_i - 1))^2 \frac{4p_s(1 - p_s)}{N_s} + (2p_s - 1)^2 \sum_{i=1}^m \frac{mg_i^2 4p_i(1 - p_i)}{N_h}}{(2p_s - 1)^4} \\ &= \frac{\langle \rho|A|\rho \rangle^2 \frac{4p_s(1 - p_s)}{N_s} + \sum_{i=1}^m \frac{mg_i^2 4p_i(1 - p_i)}{N_h}}{(2p_s - 1)^2} \\ &\leq \frac{\langle \rho|A|\rho \rangle^2}{\gamma^2 N_s} + \frac{\sum_{i=1}^m mg_i^2}{\gamma^2 N_h} \leq \frac{\|A\|_2^2}{\gamma^2 N_s} + \frac{m\|A\|_F^2}{\gamma^2 N_h} \end{aligned} \quad (E7)$$

where  $\|A\|_2$  and  $\|A\|_F$  are the 2-norm and the Frobenius-norm of  $A$ . Thus we obtain the mean squared error (MSE) [29] for measuring  $\langle \rho|A|\rho \rangle$ :

$$\begin{aligned} MSE[\langle \rho|A|\rho \rangle] &= Bias[\langle \rho|A|\rho \rangle]^2 + Var[\langle \rho|A|\rho \rangle] \\ &\leq \frac{\|A\|_2^2}{\gamma^4 N_s^2} + \frac{\|A\|_2^2}{\gamma^2 N_s} + \frac{m\|A\|_F^2}{\gamma^2 N_h} \end{aligned} \quad (E8)$$

From Eq.(E8), we can conclude that the measurement of  $\langle \rho|A|\rho \rangle$  is efficient for  $\|A\|$  with an upper bound and  $Tr(\rho^2)$  with a lower bound.

## Appendix F: Runtime of LME evolution

In this section, we will analysis the runtime of LME evolution.

Consider an open quantum system with an initial state  $\rho_0$  whose evolution is governed by an LME with corresponding Liouvillian operator  $L$ . In the following,  $\vec{\rho}$  denotes the vector form of  $\rho$  and  $|\rho\rangle$  denotes the normalized  $\vec{\rho}$ . We use  $\rho_t$  to represent the state of the system at time  $t$ . For arbitrary  $\vec{\rho}_0$ , we can decompose it in terms of right eigenvectors of  $L$  assuming  $L$  is diagonalizable [26]:

$$\vec{\rho}_0 = c_0|r_0\rangle + \sum_{\alpha=1} c_\alpha|r_\alpha\rangle \quad (F1)$$

where  $|r_\alpha\rangle$  are normalized left eigenvectors satisfying  $L|r_\alpha\rangle = \eta_\alpha|r_\alpha\rangle$  with  $Re[\eta_\alpha] \leq 0$ .  $|r_0\rangle$  with  $\eta_0 = 0$  is exactly the  $|\rho_{ss}\rangle$  and  $c_0|r_0\rangle = \rho_{ss}$ . For the simplicity of below analysis, we will set  $c_\alpha$  to be real and put the phase freedoms into the basis  $|r_\alpha\rangle$ . For  $\vec{\rho}_t$ , we can similarly write down its decomposition by solving the LME  $d\vec{\rho}/dt = L\vec{\rho}$ :

$$\vec{\rho}_t = c_0|r_0\rangle + \sum_{\alpha=1} c_\alpha e^{\eta_\alpha t} |r_\alpha\rangle \quad (F2)$$

From Eq.(F2), we can see that since  $Re[\eta_\alpha] < 0$  for  $\alpha > 0$ , the populations of  $\vec{\rho}_t$  on  $|r_\alpha\rangle$  are exponentially decaying except for the steady state.

We will first consider the cases where  $L$  is Hermitian. Since  $L$  is Hermitian, we have  $\langle r_\alpha | r_\beta \rangle = \delta_{\alpha\beta}$ . For  $|\rho_0\rangle$ , its overlap  $\zeta$  with  $|\rho_{ss}\rangle$  can be defined and calculated:

$$\zeta = |\langle \rho_{ss} | \rho_0 \rangle| = \sqrt{\frac{c_0^2}{c_0^2 + \sum_{\alpha=1} c_\alpha^2}} \quad (\text{F3})$$

We can define  $X = c_0^2$  and  $Y = \sum_{\alpha=1} c_\alpha^2$ , then we have:

$$\zeta = \sqrt{\frac{X}{X+Y}} \quad (\text{F4})$$

For  $|\rho_t\rangle$ , its overlap with  $|\rho_{ss}\rangle$  can be similarly calculated:

$$|\langle \rho_{ss} | \rho_t \rangle| = \sqrt{\frac{c_0^2}{c_0^2 + \sum_{\alpha=1} c_\alpha^2 e^{2Re[\eta_\alpha]t}}} > \sqrt{\frac{X}{X+Y e^{-2\Delta t}}} \quad (\text{F5})$$

where we define the asymptotic decay rate  $\Delta = \min(|Re[\eta_\alpha]|)$  which is the smallest real part of the spectra gaps between the steady state and other eigenstates. If we want to reach an overlap  $|\langle \rho_{ss} | \rho_t \rangle| > 1 - \varepsilon$ , we can require:

$$\sqrt{\frac{X}{X+Y e^{-2\Delta t}}} > 1 - \varepsilon \quad (\text{F6})$$

By combining Eq.(F4) and the fact  $0 < \varepsilon < 1$  with Eq.(F6), we can further require the following inequality holds:

$$\sqrt{\frac{1}{1 + \frac{1-\zeta^2}{\zeta^2} e^{-2\Delta t}}} > 1 - \varepsilon \quad (\text{F7})$$

which leads to:

$$e^{2\Delta t} > \varepsilon^{-1} \zeta^{-2} > \frac{1-\varepsilon}{\varepsilon} \frac{1-\zeta^2}{\zeta^2} \quad (\text{F8})$$

Thus the runtime dependence on  $\Delta$ ,  $\zeta$  and  $\varepsilon$  follows:

$$t > \Delta^{-1} (\ln(\varepsilon^{-\frac{1}{2}}) + \ln(\zeta^{-1})) \quad (\text{F9})$$

The thing is not over here. Eq.(F3) can be re-expressed:

$$\zeta = \sqrt{\frac{Tr(\rho_{ss}^2)}{Tr(\rho_0^2)}} \quad (\text{F10})$$

where we use the relation  $\vec{\rho}^* \cdot \vec{\rho} = Tr(\rho^2)$ . For the ratio  $Tr(\rho_{ss}^2)/Tr(\rho_0^2)$  in Eq.(F10), we know the smallest value corresponds to a pure state in the denominator and a maximally mixed state in the numerator. For an  $n$ -qubit system, we have  $Tr(\rho_{ss}^2)/Tr(\rho_0^2) \geq 2^{-n}$ . Thus, we have:

$$t > \Delta^{-1} \left( \frac{\ln(2)}{2} n + \ln(\varepsilon^{-\frac{1}{2}}) \right) \quad (\text{F11})$$

Now we consider the general case where  $L$  is not necessarily Hermitian. Thus, its eigenvectors are not necessarily orthogonal to each other and its eigenvalues can be complex. In this general case, the overlap  $\zeta$  between  $|\rho_0\rangle$  of Eq.(F1) and  $|\rho_{ss}\rangle$  is:

$$\begin{aligned} \zeta &= |\langle \rho_{ss} | \rho_0 \rangle| \\ &= \sqrt{\frac{|c_0 + \sum_{\alpha=1} c_\alpha \langle \rho_{ss} | r_1 \rangle|^2}{c_0^2 + c_0 \sum_{\alpha=1} c_\alpha (\langle \rho_{ss} | r_\alpha \rangle + \langle r_\alpha | \rho_{ss} \rangle) + \sum_{\alpha,\beta=1} c_\alpha c_\beta \langle r_\alpha | r_\beta \rangle}} \\ &= \sqrt{\frac{Tr(\rho_0^2) - \sum_{\alpha,\beta=1} c_\alpha c_\beta (\langle r_\alpha | r_\beta \rangle - \langle r_\alpha | \rho_{ss} \rangle \langle \rho_{ss} | r_\beta \rangle)}{Tr(\rho_0^2)}} \end{aligned} \quad (\text{F12})$$

We will define  $X_0 = \sum_{\alpha,\beta=1} c_\alpha c_\beta (\langle r_\alpha | r_\beta \rangle - \langle r_\alpha | \rho_{ss} \rangle \langle \rho_{ss} | r_\beta \rangle)$  which is positive. For  $|\rho_t\rangle$  of Eq.(F2) at time  $t$ , its overlap with  $|\rho_{ss}\rangle$  can be similarly calculated:

$$|\langle \rho_{ss} | \rho_t \rangle| = \sqrt{\frac{Tr(\rho_t^2) - \sum_{\alpha,\beta=1} c_\alpha c_\beta (\langle r_\alpha | r_\beta \rangle - \langle r_\alpha | \rho_{ss} \rangle \langle \rho_{ss} | r_\beta \rangle) e^{-i(\chi_\alpha - \chi_\beta)t} e^{-(\Delta_\alpha + \Delta_\beta)t}}{Tr(\rho_t^2)}} \quad (F13)$$

where we express each  $\eta_\alpha = -\Delta_\alpha + i\chi_\alpha$ . We define  $X_t = \sum_{\alpha,\beta=1} c_\alpha c_\beta (\langle r_\alpha | r_\beta \rangle - \langle r_\alpha | \rho_{ss} \rangle \langle \rho_{ss} | r_\beta \rangle) e^{-i(\chi_\alpha - \chi_\beta)t}$ . As shown in Ref. [26], we can understand the value of  $X_t$  is oscillating around  $X_0$ , which doesn't change the overall decaying speed. Thus, in the following, we will use  $X_0$  to approximate  $X_t$ . Under this approximation, we have:

$$|\langle \rho_{ss} | \rho_t \rangle| \propto \sqrt{\frac{Tr(\rho_t^2) - X_0 e^{-(\Delta_\alpha + \Delta_\beta)t}}{Tr(\rho_t^2)}} > \sqrt{\frac{Tr(\rho_t^2) - X_0 e^{-2\Delta t}}{Tr(\rho_t^2)}} \quad (F14)$$

If we want to reach an overlap  $|\langle \rho_{ss} | \rho_t \rangle| > 1 - \varepsilon$ , we can require:

$$\frac{X_0 e^{-2\Delta t}}{Tr(\rho_t^2)} = \frac{(1 - \zeta^2) Tr(\rho_0^2) e^{-2\Delta t}}{Tr(\rho_t^2)} < \varepsilon \quad (F15)$$

where we use the fact  $\varepsilon < \varepsilon(2 - \varepsilon)$ . As discussed before, the biggest value of  $Tr(\rho_0^2)/Tr(\rho_t^2)$  corresponds to a pure state in the numerator and a maximally mixed state in the denominator which is  $2^n$  for an  $n$ -qubit system. Combining  $1 - \zeta^2 \leq 1$ , we can further require:

$$2^n e^{-2\Delta t} < \varepsilon \quad (F16)$$

which leads to:

$$t > \Delta^{-1} \left( \frac{\ln(2)}{2} n + \ln(\varepsilon^{-\frac{1}{2}}) \right) \quad (F17)$$

We see that the conclusion of Eq.(F17) is the same as Eq.(F11).

In summary, Eq.(F17) gives the overall runtime bound of LME evolution. The  $n$  dependence comes from the minimum overlap between the initial state and the steady state. When the initial overlap  $\zeta$  is larger, Eq.(F9) shows the runtime is of order  $\mathcal{O}(\log(\zeta^{-1}))$ . Since this dependence comes from Eq.(F2)), it should hold in both Hermitian and non-Hermitian  $L$  cases.

We also want to talk about the cases where  $L$  is non-diagonalizable [26, 44, 45]. For nondiagonalizable  $L$ , the dynamics of  $\rho$  can be similarly analyzed using the Jordan canonical form of  $L$ . A  $k \times k$  Jordan block in  $L$  corresponding to eigenvalue  $\lambda$  which can incur decaying behaviors  $f(t) \exp(-|\text{Re}[\lambda]|t)$  where  $f(t)$  is a degree- $(k-1)$  polynomial of  $t$ . So, for a large system with qubit number  $n$  and the corresponding Hilbert space with size  $\exp(O(n))$ , a Jordan block of dimension  $\exp(O(n))$  corresponding to an eigenvalue  $\lambda$  with  $|\text{Re}[\lambda]| > 0$  would result in a relaxation time  $\sim \exp(O(n))$  in the worst case.

## Appendix G: Properties of $L^\dagger L$

The form of the Liouvillian operator  $L$  Eq.(3) can preserve the properties of density matrix i.e. the Hermiticity, the positive semi-definiteness and  $Tr(\rho) = 1$  which will leads to the following three properties.

i: The spectra of  $L^\dagger L$  is non-negative with the ground energy equals to zero. This property is kind of obvious since the spectra of  $L^\dagger L$  must be positive except for the ground states with zero energy which correspond to the steady density matrices  $\mathcal{L}[\rho_{ss}] = 0$ . We want to mention here that in order to keep the positive semi-definiteness of density matrix, coefficients  $\gamma_i$  need to be positive. This restriction leads to that the real part of the eigenvalues of  $L$  are negative. The information of this restriction however, is lost in  $L^\dagger L$ . The reason is that for arbitrary unitary  $U$ , we have  $L^\dagger U^\dagger U L = L^\dagger L$ . Thus, the positivity of  $\gamma_i$  can be destroyed by  $U$ .

ii:  $L^\dagger L$  has the exchange time reversal symmetry i.e. invariance with respect to the simultaneous action of the exchange operator  $S$  between the row subsystem and the column subsystem and time reversal operator  $T$  ( $T|\psi\rangle = |\psi^*\rangle$ ):  $[L^\dagger L, ST] = 0$ . The exchange operator  $S$  can be expressed in terms of quantum circuit shown in Fig.(5) where  $i$  indexes denote row subsystem and  $j$  indexes denote column subsystem. The exchange time reversal symmetry of  $L^\dagger L$  comes from the preservation of the Hermiticity of density matrix by  $L$  and the action of  $ST$  corresponds to the conjugate transpose operation of matrix. In Ref. [26], authors proved that assuming the Liouvillian is diagonalizable,

if  $L|r_\alpha\rangle = e_\alpha|r_\alpha\rangle$ , then  $L|r_\alpha^\dagger\rangle = e_\alpha^*|r_\alpha^\dagger\rangle$  where  $|r_\alpha\rangle$  are right eigenvectors of  $L$ . For an arbitrary quantum state  $|\psi\rangle$ , we can always decompose it into  $|\psi\rangle = \sum_\alpha c_\alpha|r_\alpha\rangle$  (which is right except for some exceptional points). Then we have:

$$(ST)L|\psi\rangle = (ST)\sum_\alpha e_\alpha c_\alpha|r_\alpha\rangle = \sum_\alpha e_\alpha^* c_\alpha^*|r_\alpha^\dagger\rangle = L\sum_\alpha c_\alpha^*|r_\alpha^\dagger\rangle = L(ST)|\psi\rangle \quad (G1)$$

Thus, we have  $[ST, L] = 0$  which is inherited by  $L^\dagger L$ :

$$\begin{aligned} \langle\psi|(ST)^\dagger L^\dagger L(ST)|\psi\rangle &= \sum_{\alpha\beta} c_\alpha e_\alpha (c_\beta e_\beta)^* \langle r_\alpha^\dagger | r_\beta^\dagger \rangle \\ &= \left( \sum_{\alpha\beta} (c_\alpha e_\alpha)^* c_\beta e_\beta \langle r_\alpha | S^\dagger S | r_\beta \rangle \right)^* = \langle\psi|L^\dagger L|\psi\rangle^* \\ &= \langle\psi|L^\dagger L|\psi\rangle \end{aligned} \quad (G2)$$

Thus, we can conclude  $[L^\dagger L, ST] = 0$ .

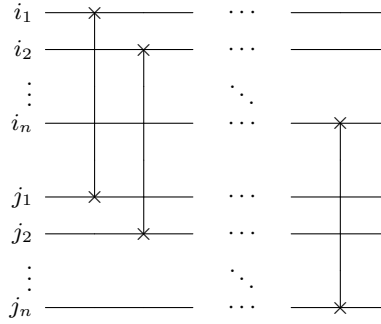


FIG. 5. The quantum circuit for the exchange operator  $S$ .

iii: Define a Hermite operator  $O = \sum_{ij} |ii\rangle\langle jj|$ , then  $L^\dagger L$  satisfy:  $L^\dagger LO = 0$ . This property comes from  $Tr(\rho(t)) = 1$  during the evolution governed by LME. Given a Liouvillian operator  $L$ , we can express it in terms of its eigen basis assuming the Liouvillian is diagonalizable:

$$L = \sum_\alpha e_\alpha |r_\alpha\rangle\langle l_\alpha| \quad (G3)$$

where  $\alpha = 0$  corresponds to steady state (i.e.  $|r_0\rangle = |\rho_{ss}\rangle$ ) with  $e_0 = 0$ .  $\langle l_\alpha|$  and  $|r_\alpha\rangle$  are unnormalized left and right eigenvectors of  $L$  respectively which satisfy the bi-orthogonal relation:

$$\langle l_\alpha | r_\beta \rangle = \delta_{\alpha\beta} \quad (G4)$$

In Ref.[26], authors proved that the value  $\sum_i \langle ii | r_\alpha \rangle$  which corresponds to the trace of matrix equals to 0 if  $Re[e_\alpha] \neq 0$ . This property is also hold on left eigenvectors i.e.  $\sum_i \langle l_\alpha | ii \rangle = 0$  for  $\alpha \neq 0$ . This is because the left eigenvectors of  $L$  correspond to right eigenvectors of  $L^\dagger$  and  $L^\dagger$  is also a Liouvillian operator which can be obtained by changing  $H$  and  $F_i$  in  $L$  to  $-H$  and  $F_i^\dagger$ . Thus, if we focus on  $L$  without pure imaginary eigenvalues (or steady-state coherence in other words [25]) which is our interest in the algorithm, we can easily find  $L \sum_i |ii\rangle = 0$  which leads to  $L^\dagger LO = 0$

## Appendix H: From $L^\dagger L$ to $L$ and LME

The purpose of this appendix is for the situations where we only have Hamiltonians at hands but don't know the corresponding LME. Without any assumptions or restrictions, obtaining  $L$  is rather hard since this requires to solve an exponential-multivariate quadratic equations. The complexity of solving general quadratic equations is  $\mathcal{O}(\exp(N_u))$  with  $N_u$  the number of unknowns and has been proved to be NP-hard. However, in our case, we can set some practical constraints to make this problem much easier and be solved in polynomial-time.

As a specific case, we can constrain the Liouvillian operator  $L$  and the Hamiltonian  $L^\dagger L$  to be local operators. We will call an operator to be  $k$ -local if every Pauli term of it has  $X, Y, Z$  act on at most  $k$  qubits. Note that this

constraint makes very good sense since, on the one hand, local Hamiltonians are of practical interest, on the other hand, it is difficult for quantum computers to run highly non-local LME. For an  $n$ -qubit operator, if it is  $k$ -local, then the number of non-zero Pauli terms is at most  $N(n, k, 3) = \sum_{l=0}^k C_n^l 3^l \leq \frac{n^k}{2k!} (3^{k+1} - 1)$  which is polynomial. We can set  $L^\dagger L$  to be  $k$ -local and  $L$  to be  $k/2$ -local to continue our discussion. For  $L^\dagger L$ , note that since the Hamiltonian  $L^\dagger L$  has the exchange time reversal symmetry as discussed above, thus, when  $L^\dagger L$  is expressed under the Pauli basis:

$$L^\dagger L = \sum_{i,j=1} g_{ij} P_i \otimes P_j \quad (\text{H1})$$

where the symbol  $\otimes$  separates the row subsystem and the column subsystem, we must have  $g_{ij} = g_{ji}^*$ . This means that if  $L^\dagger L$  is an  $n$ -qubit  $k$ -local Hamiltonian, the number of the degree of freedom is  $N(n, k, 3)/2$ . For  $L$ , we will assume that  $X, Y, Z, \sigma^+, \sigma^-$  quantum channels may occur for each qubit, which basically contains the majority of the noise channel such as amplitude damping/amplification, dephasing and depolarizing. Thus, for an  $n/2$ -qubit  $k/2$ -local LME:

$$\frac{d\rho}{dt} = \mathcal{L}[\rho] = -i[H, \rho] + \sum_i \lambda_i (F_i \rho F_i^\dagger - \frac{1}{2} \{\rho, F_i^\dagger F_i\}) \quad (\text{H2})$$

there are  $N(n/2, k/2, 5)$  degrees of freedom of quantum jumps (considering collecting channels) i.e. the number of  $\lambda_i$  is  $N(n/2, k/2, 5)$  and  $N(n/2, k/2, 3)$  degrees of freedom for  $H = \sum_i h_i P_i$ . Our task is to get the values of  $h_i$  and  $\lambda_i$  such that the corresponding  $L$  can generate  $L^\dagger L$ . This corresponds to solving a multivariate quadratic equations where the number of unknowns  $(h_i, \lambda_i)$  is  $N(n/2, k/2, 5) + N(n/2, k/2, 3)$  and the number of equations is  $N(n, k, 3)/2$ . However, this is not finished yet since the constraints of  $\lambda_i \geq 0$  are not considered. To take these constraints into consideration, we can further introduce another  $N(n/2, k/2, 5)$  unknowns  $w_i$  and  $N(n/2, k/2, 5)$  equations  $w_i^2 = \lambda_i$ . Thus, in the end, the multivariate quadratic equations has  $N_u = 2N(n/2, k/2, 5) + N(n/2, k/2, 3)$  unknowns and  $N_e = N(n, k, 3)/2 + N(n/2, k/2, 5)$  equations. In Ref. [31], authors introduced a classical algorithm called the XL algorithm to solve the multivariate quadratic equations. The complexity analysis of the XL algorithm states that in the very over-defined regime where the number the unknowns  $N_u$  and the number of the equations  $N_e$  satisfy  $N_e \geq N_u^2 r$  for all  $0 < r \leq 1/2$ , the runtime of the XL algorithm is about  $N_u^{\mathcal{O}(1/\sqrt{r})}$ . In our case, we find that the equations indeed belongs to the very over-defined regime. Numerical experiments show that for fixed  $k$ , as  $n$  grows, the ratio converges exponentially fast to a fixed value among  $(0, 1/2]$ . We can define the asymptotic ratio between  $N_e$  and  $N_u^2$  as:

$$r(k) = \lim_{n \rightarrow \infty} \frac{N_e}{N_u^2} = \lim_{n \rightarrow \infty} \frac{N(n, k, 3)/2 + N(n/2, k/2, 5)}{(2N(n/2, k/2, 5) + N(n/2, k/2, 3))^2} \quad (\text{H3})$$

Our results show that  $r(4) = 0.031$ ,  $r(6) = 0.015$ , etc. which means the runtime of the XL algorithm is about  $N_u^{\mathcal{O}(5.678)}$  for 4-local  $L^\dagger L$  and  $N_u^{\mathcal{O}(8.111)}$  for 6-local  $L^\dagger L$ , etc. Since  $N_u = 2N(n/2, k/2, 5) + N(n/2, k/2, 3)$  is of order  $\mathcal{O}(\text{poly}(n))$ , we can conclude that under the locality constraints, the runtime of obtaining  $L$  from  $L^\dagger L$  is polynomial.

We further considered a concrete example where the structure of  $L := L(\{\lambda_i\})$  is fixed except for its set of parameters  $\{\lambda_i\}$ . In this way,  $L^\dagger L(\{\lambda_i\})$  can be easily obtained and for an arbitrarily chosen  $\tilde{L}^\dagger \tilde{L}$  of the form in Eq.(H1), we can obtain a set of degree-2 polynomial equations by comparing the terms in  $L^\dagger L(\{\lambda_i\})$  to terms in  $\tilde{L}^\dagger \tilde{L}$ . We can then use the XL algorithm to solve for the parameters  $\{\lambda_i\}$  to see whether there exists a certain set of parameters  $\{\lambda_{i0}\}$  such that  $\tilde{L}^\dagger \tilde{L} = L^\dagger L(\{\lambda_{i0}\})$ . To be more detailed,  $L$  is chosen as

$$\mathcal{L}[\rho] := -i[H_{\text{XXZ}}, \rho] + \sum_i \lambda_i (\sigma_+^i \rho \sigma_-^i - \frac{1}{2} \{\rho, \sigma_-^i \sigma_+^i\}) \quad (\text{H4})$$

where  $H_{\text{XXZ}} = \sum_{\langle ij \rangle} \lambda_z^{(ij)} \sigma_z^i \sigma_z^j + \lambda^{(ij)} (\sigma_x^i \sigma_x^j + \sigma_y^i \sigma_y^j)$  is the nearest neighbor XXZ model and the upper index of a sigma operator indicates the site it acts on. We further restrict to an one dimensional system with open boundary condition. To conveniently illustrate that the XL algorithm can actually provide correct answers and to study whether it is efficient, we assign the parameters  $\{\lambda_z^{(ij)}\} \cup \{\lambda^{(ij)}\} \cup \{\lambda_i\}$  with random values and obtain the explicit expression of  $L^\dagger L$  and also a set of degree-2 equations by comparing  $L^\dagger L$  with  $\tilde{L}^\dagger \tilde{L}(\{\lambda_z^{(ij)}\} \cup \{\lambda^{(ij)}\} \cup \{\lambda_i\})$ . In this way, we may solve for parameters and check whether the result is the same as the values we assigned initially.

Now, before displaying the final results, we discuss briefly the XL algorithm. Consider a set of degree-2 multivariate polynomial equations  $\mathcal{I} := \{f_l(x_1, \dots, x_n) = 0 | l \in \Lambda, \deg(f_l) \leq 2\}$  where  $\Lambda$  is a finite set. Directly solving  $\mathcal{I}$  is usually hard. However, if we were able to obtain from  $\mathcal{I}$  some univariate polynomial equations, we would be able to solve

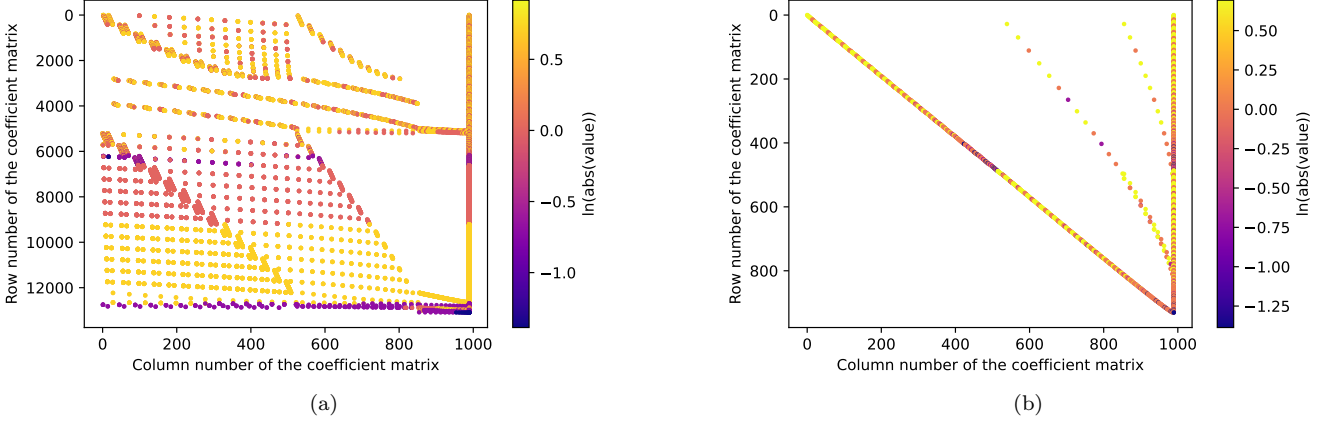


FIG. 6. Coefficient matrix of a set of linear equations. Nonzero values in the matrix are plotted as dots. The color of each dot is determined by the logarithm of its corresponding absolute value. (a) The coefficient matrix of  $\mathcal{I}'$  after linearization where  $\mathcal{I}'$  is the extension of  $\mathcal{I}$  with  $D = 2$  and  $\mathcal{I}$  corresponds to a particular XXZ model under decay described in Eq.(H4) with 15 lattice sites. (b) The coefficient matrix of the same linearized  $\mathcal{I}'$  after a Gaussian elimination step.

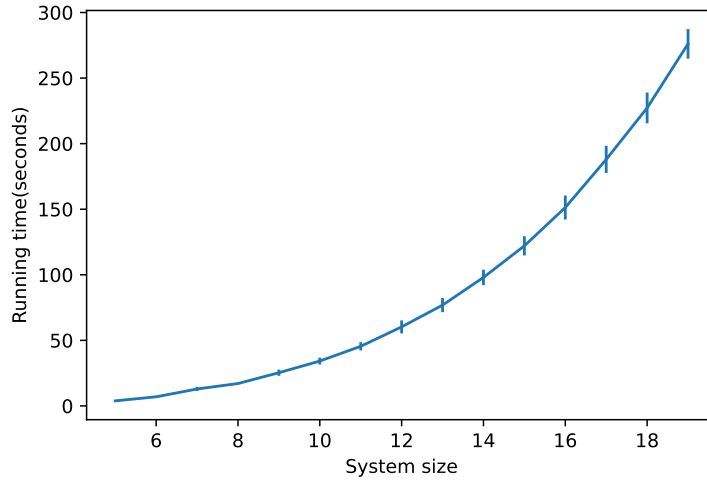


FIG. 7. Running time of the XL algorithm at different system sizes. The system size refers to the number of spins in the model described in Eq.(H4). Error bars are plotted.

for one variable easily and reduce the number of variables in  $\mathcal{I}$  by 1. If the above process can be repeated, we would eventually solve  $\mathcal{I}$ . The XL algorithm provides us with an approach to implement the above procedure. The XL algorithm consists of the following steps

- Step 1.(Extension) Fix an integer  $D \geq 2$ . Extend  $\mathcal{I} := \{f_l(x_1, \dots, x_n) = 0 | l \in \Lambda, \deg(f_l) \leq 2\}$  to a new set  $\mathcal{I}'$  such that  $\mathcal{I}' = \{f_l(x_1, \dots, x_n) \cdot g(x_1, \dots, x_n) = 0 | f_l \in \mathcal{I}, g \in \text{Mono}(D-2)\}$  where  $\text{Mono}(D-2)$  is the set of all monomials of  $(x_1, \dots, x_n)$  with degree less or equal than  $(D-2)$ . In this way,  $\forall$  element in  $\mathcal{I}'$  has degree  $\leq D$ . And, obviously, if we can solve  $\mathcal{I}'$ , we would easily obtain the solution of  $\mathcal{I}$ .
- Step 2.(Linearization) Now, treat each monomial in  $\text{Mono}(D)$  as an independent variable. In this way, we can treat  $\mathcal{I}'$  as a set of linear equations.
- Step 3.(Gaussian elimination) Using Gaussian elimination, we may obtain a set of equations that only contains monomials of a single variable. If this step failed, return to step 1 and choose a larger  $D$ , otherwise, we can easily solve for this single variable. Then, we can simplify  $\mathcal{I}$  and  $\mathcal{I}'$  by inserting the value of the solved variable.

Usually, no further extension is required, and we may simply proceed to step 2 to obtain a new set of univariate polynomial equations.

As an illustration of the XL algorithm, we specifically choose a 15-qubit 1D XXZ model under decay described in Eq.(H4) and obtain a set of polynomial equations  $\mathcal{I}$  by assigning all parameters as 1 and comparing the terms in  $L^\dagger L(\{\lambda_z^{\langle ij \rangle} = 1\} \cup \{\lambda^{\langle ij \rangle} = 1\} \cup \{\lambda_i = 1\})$  with  $L^\dagger L(\{\lambda_z^{\langle ij \rangle}\} \cup \{\lambda^{\langle ij \rangle}\} \cup \{\lambda_i\})$ . Then, following the XL algorithm, we obtain  $\mathcal{I}'$  by extending  $\mathcal{I}$  with  $D = 2$  and then perform the linearization step on  $\mathcal{I}'$ . The resulting coefficient matrix of the set of linear equations in linearized  $\mathcal{I}'$  is shown in Fig.(6a). We then perform Gaussian elimination on the linearized  $\mathcal{I}'$  and the resulting coefficient matrix is shown in Fig.(6b). According to Fig.(6b), we have obtained univariate polynomial equations after the Gaussian elimination procedure. By comparing the number of rows before and after Gaussian elimination, we can see that there are a lot of redundant equations in  $\mathcal{I}'$ . Also, from Fig.(6a), we can see that the coefficient matrix is sparse so that the Gaussian elimination procedure can be carried out efficiently.

To exhibit the performance and scaling property of the XL algorithm, we gradually increase the lattice size  $N$  from 5 to 19 and for each  $N$ , we repeatedly solve for 25 times  $\mathcal{I}$  obtained from  $L^\dagger L$  whose parameters are sampled independently according to uniform distribution on  $(0, 1)$  and record the running time for each iteration. See Fig.(7) for the result.

The program can be found online [46].