


Causal Perception

JOSE M. ALVAREZ , Scuola Normale Superiore, University of Pisa, Italy

SALVATORE RUGGIERI , University of Pisa, Italy

Perception occurs when two individuals interpret the same information differently. Despite being a known phenomenon with implications for bias in decision-making, as individual experience determines interpretation, perception remains largely overlooked in machine learning (ML) research. Modern decision flows, whether partially or fully automated, involve human experts interacting with ML applications. How might we then, e.g., account for two experts that interpret differently a deferred instance or an explanation from a ML model? To account for perception, we first need to formulate it. In this work, we define perception under causal reasoning using structural causal models (SCM). Our framework formalizes individual experience as additional causal knowledge that comes with and is used by a human expert (read, decision maker). We present two kinds of causal perception, unfaithful and inconsistent, based on the SCM properties of faithfulness and consistency. Further, we motivate the importance of perception within fairness problems. We illustrate our framework through a series of decision flow examples involving ML applications and human experts.

CCS Concepts: • **Computing methodologies** → **Knowledge representation and reasoning**; **Machine learning**; • **Mathematics of computing** → **Probabilistic representations**.

Additional Key Words and Phrases: algorithmic fairness, representation bias, causal reasoning, human-in-the-loop

1 INTRODUCTION

The same information can be interpreted differently by two individuals. Consider, for instance, the rabbit-duck illusion made famous by Wittgenstein [68] in which individuals see either a rabbit or a duck when looking at a drawing for the first time. Psychologists refer to this phenomenon as *perception* [32]. It is a product of the mental shortcuts, or heuristics, used by humans that enable faster and potentially biased decision-making. These heuristics are shaped by each individual’s experience, with an individual’s socioeconomic background as a key contextual driver. Perception is harmless in cases such as the rabbit-duck illusion. In more sensitive cases, though, such as developing fair and transparent machine learning (ML) applications, the role of perception needs further consideration.

Ensuring fair ML applications, whether these are partially or fully automated, always involves some degree of human decision-making [52]. In learning to defer (LtD), e.g., the goal is to learn a model that abstains from predicting on instances it is not certain of and defers the decision to a human expert [40]. In explainable artificial intelligence (xAI), e.g., the goal is to develop methods that explain to a human expert the predictions by a black-box model [23]. Clearly, perception can occur in both examples when multiple experts are involved. Notably, as both LtD and xAI account for the behavior of these experts, perception can impact the outputs of these ML applications. How might we learn to defer when two experts give different decisions on the same instance or design an explanation when two experts view differently the same statement? To answer these and similar questions, we first need to formalize perception in a way that is suitable for ML problems before treating it as a parameter of interest. That is the main objective of this paper.

We present the *causal perception framework*. We consider the setting in which multiple individuals interpret the same information. Perception occurs as each individual’s interpretation, shaped by their own experiences, is different. We formalize such setting by proposing a causal framework for perception based on structural causal models (SCM) by Pearl [46], allowing us to define what individual experience is and how it materializes through causal reasoning. In particular, we formalize perception as a difference in causal reasoning due to competing individual-specific SCMs.

Authors’ addresses: Jose M. Alvarez , jose.alvarez@sns.it, Scuola Normale Superiore, University of Pisa, Pisa, Italy; Salvatore Ruggieri , salvatore.ruggieri@unipi.it, University of Pisa, Pisa, Italy.

The proposed framework lays the basis for future work aimed at accounting for perception among individuals (read, decision makers) that interact with a ML application.

To illustrate the role of perception as we view it, consider Kleinberg et al. [35]’s college admissions example in which an admissions officer must decide between two applicants with similar SAT scores and high-school grades. The officer, using the applicants’ addresses, “knows” that one lives in a wealthy neighborhood and the other one lives in a poor neighborhood. Which applicant should she choose? It is not a trivial question to ask. The answer may vary depending on who answers and what their views are on linking an applicant’s socioeconomic background, observed performance, and unobserved potential. Choosing one applicant at random, e.g., may not be a decision shared by all officers. Example 2.1 extends this example under a decision flow involving the officer and her interaction with three common ML applications. We use it throughout the paper to showcase the causal perception framework.

Our main contributions are three. *First*, we provide a first definition of perception as a causal reasoning problem. *Second*, in doing so, we present an intuitive framework suitable for ML applications for structuring and reasoning about the additional information (i.e., individual experience) that comes with the decision maker. *Third*, we explore perception as a parameter for modeling fairness and introduce sensitive attributes, like gender, as loaded attributes due to their role in eliciting perception through stereotypes. We emphasize that our work is conceptual. As we discuss in Sections 1.1 and 1.2, perception is important to model yet difficult to implement. As humans interact more with ML applications, though, which does not diminish the risk of perception occurring, there is a clear need to formulate perception in order to implement it within modern fair decision flows.

In the rest of the paper, we define causal perception in Section 2 and its two kinds (unfaithful and inconsistent) in Section 3. We discuss the relationship of perception to fairness in Section 4. We conclude in Section 5 with potential implementations and limitations of the framework.

1.1 Motivation: What’s the Problem, Linda?

Our interest in perception started with a talk by the late Daniel Kahneman, a leading psychologist, at NeurIPS 2021 [32]. In particular, it started with his discussion of the Linda Problem (Example 1.1), one of his and Amos Tversky’s most famous experiment. The Linda Problem studies the conjunction fallacy, which occurs when the probability of a conjunction is considered higher than the probability of one of its parts. The conjunction fallacy is caused by the representativeness heuristic [63] where an event is made to be more representative of a class than what it actually is, as measured by a higher probability, due to an individual’s perception of the event. Tversky and Kahneman [64, 65] tested the conjunction fallacy via a series of experiments in which participants were provided with fictitious profiles and asked to rank the statements that best described each profile. Linda’s profile remains the most famous one. The fallacy occurs as participants overwhelmingly rank the conjunction, option (b), over one of the conjunction’s parts, option (a), violating basic laws of probability (see Appendix A.1) that, in theory, describe rational decision-making.

Example 1.1 (The Linda Problem). Linda is 31 years old, single, outspoken, and very bright. She majored in philosophy. As a student, she was deeply concerned with issues of discrimination and social justice, and also participated in anti-nuclear demonstrations. What is more probable today?

(a) Linda is a bank teller; or

(b) Linda is a bank teller and is in the feminist movement.

Why would participants *perceive* option (b) as more representative than option (a) of Linda? The answer, as Kahneman [32] argued, was in the description of Linda. After further research, what struck us about the Linda Problem was how

little it had changed and how effective it has remained since it first appeared in the 1980s (see Appendix A.2): *all versions describe Linda as a young, single, educated female*. This pattern resonated with us given the recent ML works calling for special attention to sensitive attributes when reasoning about fairness in decision-making (e.g., Álvarez and Ruggieri [1], Hanna et al. [25], Hu and Kohler-Hausmann [28]). Perception to us appeared to be a phenomenon driven by the sensitive attribute (here, gender) and the stereotypes associated with it.

1.2 Related Work

Perception has been studied mainly by psychologists. Tversky and Kahneman [63, 64, 65] formulate the representativeness heuristic and other cognitive biases using probabilistic reasoning. Bayesian modeling—where the baseline representativeness of an event (the prior) is adjusted by the agent based on her experience (the posterior)—remains the common approach for modeling explicitly the representativeness heuristic and, thus, implicitly perception (e.g., Bordalo et al. [12], Costello [15], Tentori [61]). We are the first to formulate perception explicitly and using SCM, extending it into causal probabilistic reasoning. We discuss further our modeling choice in Section 2.3.

Within ML there is some interest in cognitive biases (e.g., Bengio [5], Booch et al. [11]). These works, however, focus mainly on how to create intelligent systems that improve over and potentially replace human decision-making. We discuss critically this growing line of work in Appendix B. Simultaneously, works studying the human-in-the-loop problem from a fairness and accuracy perspective (e.g., De et al. [16], Mozannar et al. [44]), which includes LtD and xAI, consider the human’s interaction with the ML model but do not give much agency to the human within the problem formulation. These works often treat the human as an additional and costly decision-maker, ignoring any influence from the cognitive biases. We note, however, recent human-in-the-loop works (e.g., Caraban and Karapanos [14], Rastogi et al. [50], Yang et al. [71]) that design ML applications that improve human decision-making under these cognitive biases.

The role of cognitive biases in fair ML applications, with some exceptions (e.g., Bertrand et al. [6], Echterhoff et al. [19]), remains unexplored. Given the problem of subjective or context-aware fairness, where we recognize that fairness can have different meanings across humans, works like Srivastava et al. [60] and Yaghini et al. [70] design experiments to test for the human perception of fairness. Different from these works, we focus more on formalizing perception itself through causal reasoning. We come back to this line of work in Section 4.

2 PROBLEM FORMULATION

We present the problem of causal perception in its most basic form. The goal is to formulate when two individuals, or decision makers (DM), interpret differently the same information from a decision flow. Let us use Example 2.1.

Example 2.1. (College Admissions) An admissions officer (the DM) is tasked with choosing the incoming class based on the applicants’ profiles. Assume a decision flow in which the officer admits, $Y = 1$, or rejects, $Y = 0$, applicants based on their SAT results, X_1 , high-school GPA, X_2 , and suitability scores $f(X_1, X_2) = G \in [0, 1]$ where f is a ML model trained by the college. The officer, through the applicants’ motivation letters, also has access to their address, Z . Consider three scenarios in which the officer relies on f with varying degrees for the decision:

- (i) f abstains from classifying an applicant on which it is not confident and the officer must classify this applicant;
- (ii) f provides the same score for two applicants and the officer must choose one between these two applicants;
- (iii) f alone derives Y using G to rank applicants and admits the top- k ones where k is set by the officer.

Scenarios (i) and (ii) represent a partially automated decision flow where the ML model f aids the admissions officer, while scenario (iii) represents a fully automated decision flow where the ML model f replaces the admissions officer as the DM. These are high-levels scenarios. Further context is provided for each when as we use Example 2.1.

2.1 Setting and Background

We represent the *information* as a random variable \mathbf{X} . Let $P(\mathbf{X})$ denote the joint probability distribution of a set of p random variables or *classes* $\mathbf{X} = X_1, \dots, X_p$, with $P(\mathbf{x})$ representing the probability that \mathbf{X} equals the p realizations or *instances* $\mathbf{x} = x_1, \dots, x_p$. Further, we represent individuals as *agents*. Borrowing from Spence [59], we define two types of agents: a *sender* $S \in \mathcal{S}$, with \mathcal{S} denoting the set of senders, is an agent that provides information while a *receiver* $R \in \mathcal{R}$, with \mathcal{R} denoting the set of receivers, is an agent that interprets the information provided.

For instance, in Example 2.1 the admissions officer is clearly the receiver R . Who or what is the sender S , though, depends on which information R decides to use from the decision flow. Consider, e.g., scenario (ii). If R breaks the tie by evaluating the applicants' profiles \mathbf{X} , then the applicants are the senders. If R , instead, breaks the tie using the two explanations provided by f for each applicant's score $f(\mathbf{X})$, then the xAI method behind the explanations is the sender. This classification of agents is the only aspect we borrow from the signaling games literature as we do not conceive strategic behavior between S and R [58].

Under this setting, perception can occur once we consider a second R (e.g., two officers disagreeing on the tiebreaker). Perception can also occur if we allow for R to change its interpretation over time (e.g., an officer interpreting differently two similar tiebreakers). We focus on the former case though our framework handles also the latter case.

Definition 2.2. (Perception) For receivers $R_i, R_j \in \mathcal{R}$, given the information by sender $S \in \mathcal{S}$ in the form of the instances \mathbf{x} of the class \mathbf{X} , perception occurs when

$$d(P_{R_i}(\mathbf{X}), P_{R_j}(\mathbf{X})) > \epsilon \quad (1)$$

where the probability distributions $P_{R_i}(\mathbf{X})$ and $P_{R_j}(\mathbf{X})$ represent the interpretations by R_i and R_j , respectively, of the information \mathbf{X} and $d(\cdot, \cdot)$ denotes a suitable probability distance metric with $\epsilon \in \mathbb{R}^+$. Implicit to (1) are the corresponding probabilities $P_{R_i}(\mathbf{X} = \mathbf{x})$ and $P_{R_j}(\mathbf{X} = \mathbf{x})$ representing the interpretation of the information \mathbf{x} .

To illustrate Definition 2.2, consider Example 1.1. If we define Linda's description as the information, with Kahneman and Tversky as the sender S , then we can formulate the conjunction fallacy as a consequence of perception based on two receivers: the rational participant R_1 that views option (a) more likely than (b) and the average participant R_2 that views option (b) more likely than (a). We will argue in Section 2.2 our choice to model information in terms of probabilities and in Section 2.3 our choice to use causal reasoning to handle these probabilities. Now we present the necessary causal background before defining causal perception.

Structural causal models. We model causality using SCM [46]. SCM are useful for describing the data-generating model of a process, allowing to reason how the set of random variables \mathbf{X} relates in terms of cause-effect pairs and how those causal relations determine the joint probability distribution $P(\mathbf{X})$. Formally, a SCM \mathcal{M} is a tuple $\mathcal{M} = \langle \mathbf{U}, \mathbf{X}, \mathbf{F} \rangle$ that transforms a set of p latent variables $\mathbf{U} \sim P(\mathbf{U})$ into a set of p observed variables \mathbf{X} according to a set of structural equations \mathbf{F} such that:

$$P(\mathbf{U}) = P(U_1, \dots, U_j) \quad X_j := f_j(X_{pa(j)}, U_j) \quad (2)$$

for $j = 1, \dots, p$ where $U_j \in \mathbf{U}$, $X_j \in \mathbf{X}$, and $f_j \in \mathbf{F}$. Each function f_j maps the latent variable U_j to the observed variable X_j based on the subset of observed variables that directly cause X_j , or its causal parents $X_{pa(j)}$. Linked to the SCM \mathcal{M} is its *causal graph* \mathcal{G} , in which the nodes represent random variables and the directed edges between them causal relations. We focus on acyclic graphs, meaning there are no loops in \mathcal{G} . This common assumption turns \mathcal{G} into a *directed acyclical graph* (DAG) and ensures that information does not travel backwards [9].

Causal reasoning and its implied distributions. The SCM \mathcal{M} allows to reason about $P(\mathbf{X})$ in terms of observed and hypothetical scenarios.¹ For the observed scenario, or *what is*, it is possible to disentangle the joint probability distribution $P(\mathbf{X})$ by factorizing it as a product of cause-effect pairs given the SCM \mathcal{M} :

$$P(\mathbf{X}) = \prod_{i=1}^p P(X_i | X_{pa(i)}) \quad (3)$$

which simplifies reasoning about $P(\mathbf{X})$, as it states that X_i is conditionally independent of all other variables given its parents $X_{pa(i)}$. This property is known as the *Markovian condition* [48].

For the hypothetical scenarios, or *what if*, it is possible to generate new distributions of $P(\mathbf{X})$ by intervening the SCM \mathcal{M} . An intervention on a single variable X_i is done via the *do-operator*, $do(X_i = x_i)$, which replaces the structural equation in \mathbf{F} for the variable X_i with the value x_i . Interventions apply similarly for multiple variables, $do(X_i = x_i, X_j = x_j)$, replacing the structural equations for each variable individually.

Let $\mathcal{I}_{\mathbf{X}}$ denote the *set of all interventions*, which is an index set with each index representing a specific intervention on the variables \mathbf{X} . We use $\emptyset \in \mathcal{I}_{\mathbf{X}}$ to denote the null intervention. As Rubenstein et al. [51] point out, $\mathcal{I}_{\mathbf{X}}$ has a *natural partial ordering*, in which for interventions $i, j \in \mathcal{I}_{\mathbf{X}}$, $i \leq_{\mathbf{X}} j$ if and only if i intervenes on a subset of the variables that j intervenes on and sets them equal to the same values as j .² Each intervention implies a well-defined single joint distribution of \mathbf{X} variables $P(\mathbf{X})^{do(i)}$ for $i \in \mathcal{I}_{\mathbf{X}}$. Following Rubenstein et al. [51], we define the *poset of all distributions implied* by the SCM \mathcal{M} , where $\leq_{\mathbf{X}}$ is the natural partial ordering inherited from $\mathcal{I}_{\mathbf{X}}$, as:

$$\mathcal{P}_{\mathbf{X}} := \left(\left\{ P(\mathbf{X})^{do(i)} : i \in \mathcal{I}_{\mathbf{X}} \right\}, \leq_{\mathbf{X}} \right) \quad (4)$$

We note that, by definition, $P(\mathbf{X}) \in \mathcal{P}_{\mathbf{X}}$. Further, $\mathcal{P}_{\mathbf{X}}$ is a singleton comprised of $P(\mathbf{X})$ when $\mathcal{I}_{\mathbf{X}} = \{\emptyset\}$. Intuitively, $\mathcal{P}_{\mathbf{X}}$ represents all possible ways of reasoning about variables \mathbf{X} as implied by a SCM \mathcal{M} .

On faithfulness and consistency. All causal reasoning tied to a SCM \mathcal{M} is subject to the structure of the model. We focus on two key SCM properties: faithfulness and consistency. Regarding *faithfulness* [48], because multiple graphs can describe the same joint probability distribution, the goal is to work with one \mathcal{G} for $P(\mathbf{X})$ to derive a single factorization of $P(\mathbf{X})$ (3). We say that \mathcal{G} is faithful to $P(\mathbf{X})$, as it is non-trivial to show that \mathcal{G} offers the only factorization for $P(\mathbf{X})$ [9]. All implied distributions in $\mathcal{P}_{\mathbf{X}}$ (4) are assumed with respect to a faithful \mathcal{G} for $P(\mathbf{X})$.

Regarding *consistency* [51], the goal is for the reasoning to be consistent across all levels of model abstraction. We focus on low (or micro) to high (or macro) modeling levels. If we picture each node in \mathcal{G} as a *molecular structure*, then we can conceive different levels of structural representations that manifest when “zooming in and out” of \mathcal{G} . Consistency requires that, when reasoning about \mathbf{X} variables via interventions, the conclusion is the same regardless of the modeling level. Consistency has implications on $\mathcal{P}_{\mathbf{X}}$ (4). We come back to it in Section 3.3.

¹Pearl and Mackenzie [47] present three levels of reasoning: observational (*what is*), interventional (*what if*), and counterfactual (*what would have been if*). The latter two represent the hypothetical scenario. For our purposes, we use a simpler distinction.

²E.g., $do(X_i = x_i) \leq_{\mathbf{X}} do(X_i = x_i, X_j = x_j)$. Intuitively, the j intervention can be done after the i intervention without needing to change the modifications done by i on the SCM.

Definition 2.3. (Causal Perception) For receivers $R_i, R_j \in \mathcal{R}$ with SCM \mathcal{M}_{R_i} and \mathcal{M}_{R_j} for the information \mathbf{X} provided by sender $S \in \mathcal{S}$, causal perception occurs when

$$\bar{d}(\mathcal{P}_{\mathbf{X}_{R_i}}, \mathcal{P}_{\mathbf{X}_{R_j}}) > \epsilon \quad (5)$$

where $\mathcal{P}_{\mathbf{X}_{R_i}}$ and $\mathcal{P}_{\mathbf{X}_{R_j}}$ represent the poset of all distributions according to \mathcal{M}_{R_i} and \mathcal{M}_{R_j} of \mathbf{X} and $\bar{d}(\cdot, \cdot)$ denotes a suitable aggregated distance measure between two sets of probability distributions with $\epsilon \in \mathbb{R}^+$.

Definition 2.3 extends perception into the realm of causal reasoning. Notice that unlike Definition 2.2, it defines perception beyond a disagreement on the representation of \mathbf{X} in terms of probabilities by also accounting for (any) disagreement on reasoning about \mathbf{X} in terms of probabilities. This is why we introduce \bar{d} as an aggregated distance, such as an average or a maximum (see Goldenberg and Webb [21]). The choice of \bar{d} will depend on the context, meaning the kind of disagreement, we wish to capture. We illustrate Definition 2.3 in Section 3, where we describe what it means for a receiver to be equipped with SCM \mathcal{M}_R and how that determines the kind of causal perception.

2.2 The Probabilistic Problem of Representation

Probabilities allow to quantify *how representative* an instance x is of a class X . Therefore, as formulated in Definitions 2.2 and 2.3, perception coalesces into two individuals judging differently the representativeness of the same instance x (or instances \mathbf{x}) of a class X (or classes \mathbf{X}).

Degree of representativeness. Perception is driven by the representativeness heuristic, one of three *judgment heuristics* that causes biased decision-making in humans under uncertainty [63].³ The *representativeness heuristic* is used in scenarios where we are asked to evaluate the degree to which one instance x is representative of another instance x' , leading us to evaluate poorly the representativeness of x in terms of the probability $P(x)$. In such scenarios, we dwell into the question of *resemblance between instances*: the more one instance resembles another, the more representative it is of the other instance. The question “what is the probability that x belongs to the class X ?” asks “to what degree the instance x resembles other known instances in the class X ?” If the resemblance is high, then we judge the probability $P(x)$ that x belongs to X or, equivalently, that x is generated by X to be high. Here, it helps to reason in terms of *degree of representativeness*, which translates naturally into how we understand probabilities.

Definition 2.4. (Degree of Representativeness) For the class X with known instance x' , the probability $P(x)$ measures the degree of representativeness of x as an instance of X based on its resemblance to x' . Given a distance $d(\cdot, \cdot)$ between instances, we have $P(x) \approx P(x')$ as $d(x, x') \approx 0$. This definition extends to the joint probability of the collection of classes \mathbf{X} , with instances \mathbf{x} and known instances \mathbf{x}' .

It follows that if the known instance x' is viewed as *representative of X* , denoted, e.g., by a high-enough $P(x')$ within the relevant context, then x is also representative of X as captured by $P(x)$. The issue with Definition 2.4 is that the degree of representativeness is clearly a function of what someone (or something) considers representative of X as captured by x' and $P(x')$. This degree varies across individual experience [63–65]. It is what underpins the representative heuristic and leads to, e.g., the conjunction fallacy in Example 1.1.

Example 2.5. In Example 2.1, scenario (i), the admissions officer resorts to the degree of representativeness when evaluating an applicant that is deferred by the abstaining ML model f . To evaluate such an applicant, with profile

³The availability and anchoring heuristics being the others.

$\mathbf{x} = \langle x_1, x_2 \rangle$, the officer implicitly compares it to a past successful (or an imagined ideal) applicant, with profile $\mathbf{x}' = \langle x'_1, x'_2 \rangle$. The closer \mathbf{x} is \mathbf{x}' , the higher the probability for applicant i to be admitted by the officer, $P(Y = 1|\mathbf{x})$. What the officer chooses to (un)consciously use as \mathbf{x}' influences the classification of all deferred applicants.

Evocation. We view the act of judging the representativeness of some instance x based on the known instance x' as an act of *interpretation* and, in turn, an act specific to receiver R . This act is what underpins perception, linking it to the probabilistic problem of representation. In Definition 2.2, the discrepancy between $P_{R_i}(\mathbf{X})$ and $P_{R_j}(\mathbf{X})$ comes from receivers R_i and R_j eliciting different representations for \mathbf{X} . The same holds in Definition 2.3, only that the receivers R_i and R_j are eliciting different modes of reasoning causally about \mathbf{X} . We use the term *evocation* to refer to this implicit process behind all receivers. Each receiver is equipped with its own pre-conceived notion of what a known representative instance is, representing its individual experience.

Given our focus on perception, we do not study the process of evocation, taking it for granted for all receivers. We do, however, borrow some stylised facts from Kahneman and Miller [33]’s *norm theory*, which theorizes how individuals respond to an event by recruiting and creating alternative scenarios. Under this theory, a receiver R recruits a number of representations about an event. These representations are based on what R views as a normal, with each scenario having a set of elements and each element having a set of features. These representations can be aggregated into a single scaled representation denoting the most common alternative, or *the norm*, according to R . In Definition 2.2, R works with a single representation of \mathbf{X} , $P_R(\mathbf{X})$, denoting what is normal. In Definition 2.3, R works with multiple representations of \mathbf{X} , $\mathcal{P}_{\mathbf{X}_R}$, as implied by the SCM \mathcal{M}_R , denoting what are the normal ways of reasoning.

Example 2.6. Continuing with Example 2.5, the admission officer clearly evokes the reference profile \mathbf{x}' for classifying the deferred applicant with profile \mathbf{x} . Such reference profile is independent of the ML model f .

2.3 Assuming Causal Reasoning

Why rely on causality, in particular, SCM to model perception? Our modeling choice is based on three factors. *First*, under the premise that humans use probabilistic reasoning for decision-making under uncertainty [31], the properties of a SCM \mathcal{M} (2) offer a structured way to describe the information \mathbf{X} as represented by $P(\mathbf{X})$. A SCM \mathcal{M} allows to disentangle $P(\mathbf{X})$ (3) and to reason under hypothetical scenarios about $P(\mathbf{X})$ (4), in principle, similar to how humans interpret information and accumulate knowledge [69]. *Second*, SCM are being increasingly used by ML researchers to approximate human-like reasoning [55, 56]. Given this trend, our proposed framework would be compatible with the next wave of ML applications (e.g., Dittadi et al. [17], van Steenkiste et al. [66]). *Third*, SCM, in particular through the DAG \mathcal{G} , can be useful tools to engage multiple stakeholders (e.g., Álvarez and Ruggieri [1], Baumann et al. [3], Kusner et al. [36]), forcing to “draw” the assumptions about \mathbf{X} and its data generating model.

We do not, however, view SCM as equivalent to human reasoning and discourage such an interpretation. Based on the above factors, we view a SCM \mathcal{M} as a useful tool for formalizing the reasoning about \mathbf{X} by R . We are aware that this is not a view widely held within the fairness community (e.g., Hu and Kohler-Hausmann [28]). Whether causal reasoning is or not the best framework for formalizing perception is a valid point worth exploring in future work.

3 THE FRAMEWORK

We now formalize the framework by defining how receivers $R_i, R_j \in \mathcal{R}$ can have different causal interpretations of the same information \mathbf{X} provided by a sender $S \in \mathcal{S}$. Each receiver is “equipped” with its own SCM \mathcal{M} describing $P(\mathbf{X})$ (3).

Hence, the receivers disagree on the poset of possible distributions $\mathcal{P}_{\mathbf{X}}$ (4). Under Definition 2.3, we define two kinds of causal perception:

- **Unfaithful causal perception**, when the receivers disagree on the cause-effect pairs. For instance, for $\mathbf{X} = \{X_1, X_2\}$ receiver R_i views $X_1 \rightarrow X_2$ while receiver R_j views $X_1 \leftarrow X_2$ as the causal graph.
- **Inconsistent causal perception**, when the receivers agree on the cause-effect pairs but disagree on the nature of the effects. For instance, for $\mathbf{X} = \{X_1, X_2\}$ both receivers agree on $X_1 \xrightarrow{w} X_2$, which reads as “ X_1 causes X_2 with effect w ,” but R_i views the causal effect $w > 0$ while R_j views it as $w < 0$.

3.1 Equipping the Receiver

Two processes are central to causal perception: categorization and signification [38]. *Categorization* entails sorting instances (or classes) into categories. *Signification* entails representing the social meanings of the categories describing the instances (or classes) of interest. Using Example 1.1 to illustrate the two, describing Linda as female, single, and 31 years old implies a different process from that of imagining Linda based on the combination of these descriptors. We define each process below.

Definition 3.1. (Categorization) Let $\Theta^R(X) = \{\theta_1^X, \dots, \theta_n^X\}$ denote a *conceptualization mapping* in the form of a set of n descriptors (or labels) of the variable (or class) $X \in \mathbf{X}$ according to the receiver $R \in \mathcal{R}$. We define the *categorization set* as:

$$\mathcal{G}^R = \{\Theta^R(X_i)\}_{i=1}^p \quad (6)$$

where $p = |\mathbf{X}|$. Each $R \in \mathcal{R}$ comes with its own categorization set. It is implied that X is a variable in the SCM \mathcal{M} used by R . It is possible for $\Theta^R(X_i) = \emptyset$. A descriptor θ^X , as the name suggests, is a label that describes X .

Through categorization R incorporates additional information for each variable X in the form of its descriptors. We view categorization as a movement between different levels of abstraction by R , capturing the movement between low (or micro) and high (or macro) levels of modeling X . The descriptors θ^X in Definition 3.1 are a low-level representation of the high-level representation X .

Example 3.2. In Example 2.1, scenario (ii), as originally discussed by Kleinberg et al. [35], assume that the admissions officer R_1 breaks the tie between the two applicants with the same suitability score G from the ML model f using the applicants’ SAT scores X_1 , high-school GPA X_2 , and address Z . Further assume that both applicants have the same X_1 and X_2 . We define the categorization set of applicants’ X_1 , X_2 , and Z for R_1 as:

$$\begin{aligned} \mathcal{G}^{R_1} &= \{\Theta^{R_1}(X_1), \Theta^{R_1}(X_2), \Theta^{R_1}(Z)\} \\ &= \{\{\text{tutoring, expensive, performative}\}, \\ &\quad \{\text{discipline, school funding, potential}\}, \\ &\quad \{\text{family income, school district}\}\} \end{aligned}$$

where the first line states the variables R_1 is categorizing; and the second line states the descriptors for each variable. For later use, let us also define another admissions officer R_2 that has a similar categorization set to R_1 but with $\Theta^{R_2}(X_1) = \emptyset$, meaning $\mathcal{G}^{R_2} = \{\Theta^{R_1}(X_2), \Theta^{R_1}(Z)\}$.

Definition 3.3. (Signification) Let $\Phi^R(X_i, X_j) = \phi(\Theta^R(X_i) \wedge \Theta^R(X_j))$ denote an *operationalization mapping* in the form of a *causal relational statement* ϕ between a pair of variables (or classes) $X_i, X_j \in \mathbf{X}$ and/or their descriptors

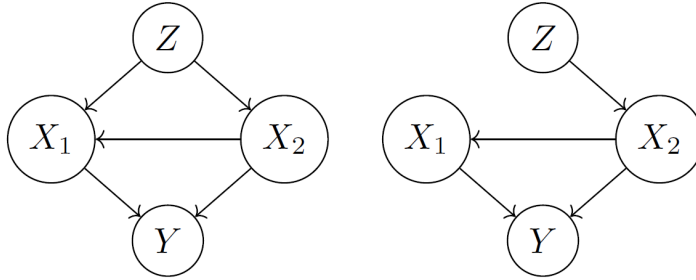


Fig. 1. Unfaithful causal perception based on Example 3.5. LHS is the causal graph for R_1 ; RHS is the causal graph for R_2 . Both graphs describe $P(Y, X_1, X_2, Z)$.

according to the receiver $R \in \mathcal{R}$. We define the *signification set* as:

$$\varphi^R = \left\{ \left\{ \Phi^R(X_i, X_j) \right\}_{j \neq i, j=1}^p \right\}_{i=1}^p \quad (7)$$

where $p = |\mathbf{X}|$. Each $R \in \mathcal{R}$ comes with its own signification set that is based on its own categorization set. It is implied that X_i, X_j are variables in the SCM \mathcal{M} used by R . It is possible that $\Phi^R(X_i, X_j) = \emptyset$.

We view signification as a more complex process as it aims to formalize the reasoning (read, interpretation) of R based on the information provided and the potential additional information from the categorization process. Intuitively, (6) captures the process in which R lists the elements that constitute a variable $X \in \mathbf{X}$ while (7) captures the process in which R reasons (causally via ϕ) about two variables $X_i, X_j \in \mathbf{X}$ based on their lists of elements. Now what do we mean by *the causal relational statement* $\phi(\Theta^R(X_i) \wedge \Theta^R(X_j))$ (or just ϕ) in Definition 3.3? Such statement and, thus, the signification process itself varies in meaning based on the kind of causal perception. We present signification under unfaithful perception in Section 3.2 and under inconsistent perception in Section 3.3.

Definition 3.4. (Receiver Profile) Both categorization and signification equip the receiver with its experience in the form of causal knowledge. When speaking of a $R \in \mathcal{R}$ in the causal perception framework we imply the object:

$$R = (\vartheta^R, \varphi^R). \quad (8)$$

3.2 Perception due to Unfaithfulness

Unfaithful perception occurs when receivers cannot agree on the causal graph \mathcal{G} behind $P(\mathbf{X})$. Hence, R_i 's causal graph, \mathcal{G}_{R_i} , is unfaithful to R_j 's causal graph, \mathcal{G}_{R_j} , and vice versa. Different graphs imply different factorizations for $P(\mathbf{X})$ (3) and, in turn, different posets of implied distributions $\mathcal{P}_{\mathbf{X}}$ (4), leading to causal perception. Therefore, under unfaithful causal perception, the *causal relational statement* ϕ in Definition 3.3 represents a *cause-effect ordering* between the variables $X_i, X_j \in \mathbf{X}$. We denote it with an arrow \rightarrow , representing what causes what between X_i and X_j . Let us consider Example 3.5.

Example 3.5. Continuing with Example 3.2, based on the categorization sets ϑ^{R_1} and ϑ^{R_2} , we define the corresponding signification sets below. Assume (e.g., due to the college's bylaws) that an admissions officer in this situation can directly determine Y using X_1 and X_2 only. Hence, $X_1 \rightarrow Y$ and $X_2 \rightarrow Y$ are assumed and $Z \rightarrow Y$ is not allowed, meaning these

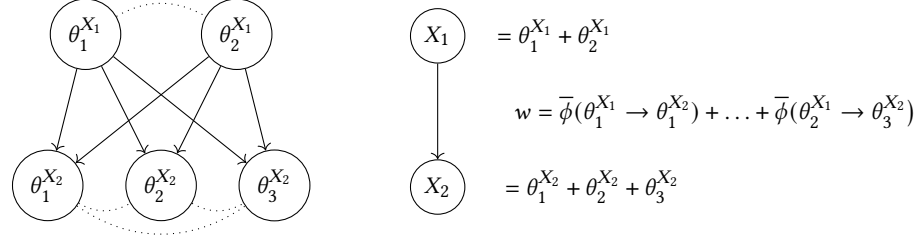


Fig. 2. An illustration of the low-level to high-level modeling levels under $\tau_R = \Sigma$. LHS shows the descriptors for X_1 and X_2 , illustrating the low-level representation. The dotted lines represent a simultaneous relationship between the descriptors. RHS shows the variables X_1 and X_2 , illustrating the high-level representation. Both follow the cause-effect $X_1 \xrightarrow{w} X_2$.

cause-effect pairs are provided to and shared by both R_1 and R_2 . For R_1 :

$$\begin{aligned}
 \varphi^{R_1} &= \{\Phi^{R_1}(Z, X_1), \Phi^{R_1}(Z, X_2), \Phi^{R_1}(Z, Y), \\
 &\quad \Phi^{R_1}(X_1, X_2), \Phi^{R_1}(X_1, Y), \Phi^{R_1}(X_2, Y)\} \\
 &= \{\phi^{R_1}(\{\text{family income}\} \wedge \{\text{tutoring, expensive}\}), \\
 &\quad \phi^{R_1}(\{\text{school district}\} \wedge \{\text{school funding}\}), \emptyset, \\
 &\quad \phi^{R_1}(\{\text{performative}\} \wedge \{\text{discipline, knowledge}\}), \\
 &\quad X_1 \rightarrow Y, X_2 \rightarrow Y\} \\
 &= \{Z \rightarrow X_1, Z \rightarrow X_2, X_2 \rightarrow X_1, X_1 \rightarrow Y, X_2 \rightarrow Y\}
 \end{aligned}$$

where the first line states the pair of variables R_1 is signifying; the second line states the descriptors of each variable within each pair; and the third line states the cause-effect ordering for each pair based on the combination of these descriptors. For R_2 we have a similar signification set φ^{R_2} with the exception of $\Phi^{R_2}(Z, X_1) = \emptyset$ as $\Theta^{R_2}(X_1) = \emptyset$. We present the resulting graphs \mathcal{G}_{R_1} and \mathcal{G}_{R_2} in Figure 1.

Having different \mathcal{G}_{R_1} and \mathcal{G}_{R_2} conditions how each officer reasons about applicants in Example 3.5. The factorization of $P(Y, X_1, X_2, Z)$ is different for each officer: $P(Y|X_1, X_2)P(X_2|Z)P(X_1|X_2, Z)P(Z)$ under \mathcal{G}_{R_1} and $P(Y|X_1, X_2)P(X_2|Z)P(X_1|X_2)P(Z)$ under \mathcal{G}_{R_2} , leading to unfaithful perception. If they wanted to reason about SAT scores and zip code via $do(Z := z)$, e.g.: “what would be the average SAT score if all applicants were from neighborhood z ?”, R_1 considers $P(X_1|X_2, z)P(X_2|z)P(z)$ while R_2 considers $P(X_1|X_2)P(X_2|z)P(z)$. Hence, each officer might arrive at a different tie breaker for the two applicants. Further, we could include the suitability score G from the ML model f into the signification sets. Similar to X_1 and X_2 , though, the score would be another variable of the decision flow in scenario (ii) to be signified by the officers.

3.3 Perception due to Inconsistency

Inconsistent perception occurs when receivers agree on the causal graph \mathcal{G} behind $P(\mathbf{X})$, but disagree on the nature of the causal effects, like an effect’s sign or magnitude. Hence, R_i and R_j are faithful to one factorization of $P(\mathbf{X})$ (3) under \mathcal{G} , yet reason differently about it (i.e., are inconsistent w.r.t. each other) because of the set of structural equations \mathbf{F} in their SCM \mathcal{M}_{R_i} and \mathcal{M}_{R_j} . It implies different posets of distributions $\mathcal{P}_{\mathbf{X}}$ (4), leading to causal perception.

What does the causal relational statement ϕ represent exactly under this kind of causal perception? Consistency requires for a receiver to reach the same causal conclusions regardless of the modeling level. Let us formalize it further.

Consider the the low-level SCM \mathcal{M}_L for the random variable L and the high-level SCM \mathcal{M}_H for the random variable H with corresponding interventions sets \mathcal{I}_L and \mathcal{I}_H . Formally, consistency requires that:

$$\tau(P(L))^{do(i)} = P(H)^{\omega(do(i))} \quad \forall i \in \mathcal{I}_L \quad (9)$$

where $\tau : L \rightarrow H$ is an *exact transformation* between \mathcal{M}_L and \mathcal{M}_H , meaning it includes a corresponding *order-preserving, surjective mapping* $\omega : \mathcal{I}_L \rightarrow \mathcal{I}_H$ such that $\tau(P(L))^{do(i)}$ is the distribution of the variable $\tau(L)$ with $L \sim P(L)^{do(i)}$.

The key idea behind (9) is that *it requires for low-level interventions, either through τ or ω , to hold when moving up to the high-level model*. Consistency, thus, preserves causal reasoning between model abstractions.⁴ Let us focus on the mapping from low to high level abstractions, meaning τ . Inconsistency between R_i and R_j then implies that each receiver has its own τ (and ω): both receivers are faithful to one \mathcal{G} , but each reasons differently about it when moving between low (i.e., the descriptors of X) and high modeling levels (i.e., X). For concrete results, we consider the simplest functional form for τ under this setting: *an average*. Intuitively, *considering the average of all low-level causal forces should be equivalent to considering the high-level causal force*. Under Rubenstein et al. [51, Thm. 11], this formulation holds if we assume a *linear, additive noise* SCM, such that $f_j := f_j(X_{pa(j)}, U_j)$ in (2) becomes

$$f_j := \sum_{i=1}^{|pa(j)|} \alpha_i \cdot X_{pa(j)_i} + U_j \quad (10)$$

where α_i is the causal weight or coefficient of the i -th parent $pa(j)_i$ of X_j . Such SCM can be restrictive for capturing complex reasoning, though it serves our conceptual goal. Additionally, causal consistency theory has been formulated only for this type of SCM [4, 42, 51]. Therefore, under inconsistent causal perception the *causal relational statement* ϕ in Definition 3.3, thus, represents *causal aggregated effect* of an agreed cause-effect pair. We denote by τ_R , which represents the exact transformation used by R to aggregate the causal effects of the low-level representations into a high-level representation.

Figure 2 illustrates the role of τ_R . Let us unpack it further before we consider Example 3.6. Under (9) and (10), given a cause-effect pair $X_i \rightarrow X_j$ in \mathcal{G} , we allow for receivers to disagree on how X_i causes X_j in terms of $\beta_{i,j}$ where $\beta_{i,j}$ represents the aggregated causal effect of X_i in X_j . Formally, each receiver will have its own categorization set for each causal-effect pair $X_i \rightarrow X_j$. This process takes place at the low-level of model abstraction. Each receiver, by having different categorization sets, reasons differently on how the descriptors of X_i associate to those of X_j and will aggregate all of these low-level associations by computing $\beta_{i,j}$ through their own τ_R . This process takes place at the high-level of model abstraction. The simplest aggregation function is a summation, meaning each receiver adds up all the associations between the descriptors of each variable as captured by $\bar{\phi}(\cdot)$ to obtain the causal weight between the variables as captured by $\beta_{i,j}$. Under this formulation, receivers will agree on $X_i \rightarrow X_j$ but disagree on $\beta_{i,j}$. We provide a first formulation of τ_R in Appendix C.

Example 3.6. Similar to Example 3.5, consider scenario (ii) in Example 2.1. Assume receivers R_1 and R_2 agree on a causal graph \mathcal{G} describing $P(Y, X_1, X_2, Z)$ that leads to the factorization $P(Y|X_1, X_2)P(X_1|X_2, Z)P(X_2|Z)P(Z)$ (LHS in Figure 2). Here, we formalize the scenario where two admissions officers consider the potential of the same applicant

⁴See Rubenstein et al. [51, Def. 3; Thm. 6] and Beckers et al. [4, Def. 3.1] for details.

differently. Assume that both officers have similar signification sets φ^{R_1} and φ^{R_2} , except for $Z \rightarrow X_1$:

$$\begin{aligned}\Phi^{R_1}(Z, X_1) &= \phi^{R_1}(\{\text{family income}\} \wedge \\ &\quad \{\text{practice hrs, pri. tutoring, aptitude}\}) \\ &= \tau_{R_1}(\overline{\phi}(\text{fam. income} \rightarrow \text{pri. tutoring})) = \beta_1 \\ \Phi^{R_2}(Z, X_1) &= \phi^{R_2}(\{\text{family income}\} \wedge \\ &\quad \{\text{practice hrs, onl. resources, aptitude}\}) \\ &= \tau_{R_2}(\overline{\phi}(\text{fam. income} \rightarrow \text{onl. resources})) = \beta_2\end{aligned}$$

such that $\beta_1 > \beta_2$ and where (for both receivers) the first line states the categorization of the $Z \rightarrow X_1$ cause-effect pair and the second line states the associations between descriptors with weights $\overline{\phi}(\cdot)$ and the exact transformation $\tau_R(\cdot)$ that aggregates them into the high-level causal effect β . β_1 and β_2 are conceived as illustrated in Figure 2.

Both R_1 and R_2 in Example 3.6 see Z as a proxy for socioeconomic background, but draw different associations between it and SAT scores. Both receivers also associate the SAT score to the applicant's aptitude and time spent on practicing for the test, which are qualities specific to the applicant. There is a shared baseline interpretation between receivers. Disagreement occurs when reasoning about how Z causes X_1 . Intuitively, R_1 views it as: the higher the family income, the greater the access to private tutoring, the higher the SAT score. Instead, R_2 views it as: family income determines access to online resources, a less divisive view along income brackets as most applicants will have, e.g., a computer. Hence, R_1 is less impressed by a high score from a wealthy applicant relative to the same score by a poor applicant, while R_2 sees similarly the two applicants' scores. These two distinct causal weights for $Z \rightarrow X_1$ lead R_1 and R_2 to calculate differently, due the SCM \mathcal{M}_{R_1} and \mathcal{M}_{R_2} , the probability $P(Y = 1|x_1, x_2, z)$ for an applicant. As noted in Example 3.5, here we could also include R from the ML model f into the signification sets. Similar to X_1 and X_2 , though, it would be another variable of the decision flow in scenario (ii) to be signified by the officers.

4 RELATIONSHIP OF PERCEPTION TO FAIRNESS

The problem of perception, as motivated in Section 1.1 and illustrated through the examples used so far, is relevant for developing fair ML applications. In our view, designing, testing, and auditing fair ML applications requires treating perception as a parameter of interest. In this section, we argue for this relationship. We position perception as a parameter of interest, in particular, within the fair representing learning problem in Section 4.1; present the role of sensitive attributes as drivers of perception in Section 4.2; and discuss relevant ML applications in Section 4.3.

4.1 Perception-Induced Bias

We avoided using the term bias in Sections 2 and 3. Indeed, the disagreement in the interpretation of information X by two receivers $R_i, R_j \in \mathcal{R}$ can lead to biased and, potentially, unfair decision-making as we understand it within the fairness literature. When R_i and R_j disagree, broadly, we can speak of a *perception-induced bias* (PIB). The Linda Problem is a clear example of PIB. However, to account formally for PIB under causal perception and, in turn, link it to fairness, we need to prioritize one receiver over the other. This is because, under Definition 2.3, R_i and R_j are unfaithful or inconsistent only relative to each other.

The PIB is specific only to the receivers involved: R_i is biased w.r.t. R_j , and vice-versa. Such PIB, we believe, is different from speaking of a PIB, whether it involves a ML application or not, that leads to unfair decision-making.

For instance, if R_i and R_j are in equal standing (like the two admissions officers in Examples 3.5 and 3.6), they can be biased w.r.t. each other but how can we claim that one receiver is correct (read, unbiased) and the other receiver wrong (read, biased)? To link PIB to fairness, it is important to define a reference for interpretation: i.e., a receiver profile (Definition 3.4) that represents a preferred decision maker within the decision flow. It is convenient to view such receiver as a *representative receiver*. This remark applies also to general perception (Definition 2.2).

Example 4.1. In Examples 3.5 and 3.6 we could define R_1 as the representative (fair) receiver given its reasoning behind X_1 and Z . R_1 would represent the desired decision-maker to break potential ties between applicants in terms of the suitability score G of the ML model f .

The need to define a reference when addressing fairness under causal perception, we further argue, motivates reconsidering the standard fair ML problem formulation. Since each interpretation is itself a representation of the information X as captured by $P(X)$ and $\mathcal{P}(X)$, Definition 2.3 captures the *causal representation learning problem* from the perspective of two receivers R_i, R_j that interpret the information of a sender $S \in \mathcal{S}$. Formally, R_i, R_j have learned to represent the information X by constructing a representation $P(X)$ that summarizes essential features of X using probabilities.⁵ $P_{R_i}(X)$ and $P_{R_j}(X)$ denote competing representations of X , and $\mathcal{P}_{R_i}(X)$ and $\mathcal{P}_{R_j}(X)$ denote competing sets of representations of X based on causal reasoning. This problem becomes a fairness one once we fear that the learned representations are influenced by sensitive information, such as gender or race, [18, 72], especially when the receivers are decision makers tasked with classifying X using $Y = \{0, 1\}$ with the help of a ML model f like in, e.g., deferring systems.

The role of perception in ML-enabled decision-making is largely understudied. Here, we stress how perception might expand the fair ML problem formulation moving forward. Intuitively, if one of the receivers embodies a desired learned representation of X , then any deviation from that receiver by another receiver would represent a form of PIB that leads to unfair decision-making. Implicit to this formulation is that one receiver’s interpretation is preferred over the other receiver’s interpretation of X . Since the fair causal learning representation literature (e.g., Louizos et al. [37], Madras et al. [39], McNamara et al. [43]) is based on obtaining a single, objective classifier f , we would expect for future works to aim at minimizing the risk of perception among the decision makers in a decision flow. The standard fairness goal would be to minimize ϵ under d for perception (1) and \bar{d} for causal perception (5), meaning we would want for all receivers to agree on one desired representation of X .

Alternatively, we suggest, the fairness goal could be not to minimize ϵ but to embrace it, meaning we would address fairness given the disagreement between receivers on the representation of X [26]. This formulation remains unexplored, and captures realistic scenarios in which multiple decision makers use f . Implicit to this formulation is that all receivers have an equal standing. Here, *we would move from modeling a single, objective decision maker to allow for multiple, subjective decision makers*. In both formulations, perception becomes a parameter of interest.

4.2 Loaded Attributes

We argue that sensitive attributes, such as gender and race, are more prone than other attributes to induce perception among receivers. These attributes, as discussed in previous works (e.g., Bonilla-Silva [10], Sen and Wasow [57]), are *summaries of historical processes* and, thus, are likely to influence the receiver. For instance, here we are referring to the conceptual difference between describing an individual as female versus feminine [28], both of which are based on the attribute gender. Female refers to a category of gender while feminine refers to a set of behavioral expectations

⁵Formally, $P(X)$ represents a learned low-dimensional representation of high-dimensional data X [67].

attributed to females: i.e., the phenotype versus the construct. We describe these attributes as *loaded* because they almost surely, be it alone or in combination with other attributes, lead to different interpretations among the receivers as they extrapolate from the phenotype to the construct. That said, loaded attributes are context-specific and the term also applies to other attributes that carry the same meaning among receivers.

If X is a loaded attribute, then it should be easier for a receiver R to evoke its own pre-conceived information about X . We view loaded attributes as attributes that thrive on stereotypes of social categories shared and maintained by the receivers. A social category is the result of classifying people into groups over shared perceived identities [13]. We refer to a social category as a *social construct* when the classification is also used purposely to enforce exclusionary policies [41]. Sensitive attributes are clear examples of social constructs. A *stereotype* refers to the cognitive representation people develop about a particular social category, based around beliefs and expectations about probable behaviors, features and traits, which can translate into implicit or explicit attitudes that materialize into bias [8, 29].

The role of loaded attributes in perception is illustrated in Example 1.1, where Tversky and Kahneman [65] admittedly wrote Linda to be *representative* of an active feminist and *unrepresentative* of a bank teller. We attribute the longstanding success of the Linda Problem to the fact that Linda is described as some sort of female socially-held stereotype that resonates with participants.

Example 4.2. Recall that in Example 2.1, scenario (ii), the admissions officer must choose between applicants one and two with profiles \mathbf{x}_1 and \mathbf{x}_2 , with $\mathbf{x} = \langle x_1, x_2 \rangle$, where $P(Y = 1|\mathbf{x}_1) = P(Y = 1|\mathbf{x}_2)$. The ML model f , by constructing, scored equally both candidates. As implied in both Examples 3.5 and 3.6, suppose the officer considers the address, Z , of each applicant for the tiebreaker, inferring that applicant one lives in a wealthy neighborhood while applicant two lives in a poor neighborhood. Here, Z is a loaded attribute as it acts as a proxy for socioeconomic background. By linking Z with X_1 and X_2 and relying, e.g., on the stereotypes between wealth and SAT scores, the officer favors applicant two, meaning $P(Y = 1|\mathbf{x}_1) < P(Y = 1|\mathbf{x}_2)$.

4.3 Future Work: Relevant Applications

We consider three areas within fairness that would benefit from the causal perception framework. For a comprehensive discussion, we consider Example 4.3, which addresses a fully automated decision flow.

Example 4.3. Consider scenario (iii) in Example 2.1. Given the top- k applicants by the ML model f , suppose that the admissions officer is asked by the college to account for the chosen applicants by f . The officer uses xAI tools, like counterfactual explanations, to understand the model’s decisions and explain them to a supervisor. Assume that the supervisor also has access to f and the xAI tools.

This new example, although it addresses a case of automated decision-making (ADM), still illustrates the problem of interpretation as in the previous examples for scenarios (i) and (ii). Here, we can conceive the admissions officer as one receiver and the supervisor as another receiver. The natural question to ask then is “what happens if they disagree on the chosen k applicants by f ?” Again, this question is often overlooked as we tend to treat the human expert as one-dimensional, taking for granted its interaction with the ML application be it ADM or not.

Works like Srivastava et al. [60] and Yaghini et al. [70], through user experiments, have shown that the fairness of an outcome can be judged differently depending on who is judging. Similarly, other works have shown how human cognitive biases can be exacerbated by xAI techniques used by the expert to explain f [6], or how they can affect how the expert evaluates the output (like an applicant ranking) from f [19]. Our point is that, to develop fair decision flows

robust to these human-specific biases, including perception, it is necessary to first formulate these mental phenomena in a way suitable for ML applications. We believe the proposed causal perception framework provides such formalization for incorporating perception as a parameter in the following areas.

Fairness under competing graphs. The causal graph \mathcal{G} impacts the fairness of a causal problem as it conditions how we reason about it. Binkyte et al. [9], e.g., study how multiple causal discovery algorithms, which are algorithms designed for drawing \mathcal{G} from data, derive at different graphs for the same dataset. The paper further shows how it is possible to obtain different fairness conclusions for the same problem depending on which \mathcal{G} is used. We view these results as evidence for unfaithful causal perception.

Suppose in Example 4.3 that we want to evaluate the counterfactual fairness (CF) [36] of f . What happens if the officer and her supervisor disagree on \mathcal{G} ? The standard approach is to assume or discover a single \mathcal{G} to work on for the causal fairness problem, which conditions the fairness conclusions [9]. Russell et al. [53], e.g., explore the robustness of CF under multiple graphs while Kilbertus et al. [34] do so under the threat of hidden confounders. Both of these works aim on having a single \mathcal{G} : all robustness claims are relative to that graph. Such approach is fine if we aim for an objective view of the problem, meaning both the officer and her supervisor must agree on the \mathcal{G} considered. Future work involving the causal perception framework, thus, could explore the CF of f under multiple stakeholders by defining CF in terms of competing $\mathcal{P}_R(\mathbf{X})$ (that contains the factual and counterfactual distributions used for estimating CF) given a \bar{d} . A similar applies for testing discrimination [1] or synthetic data generation [3] under more than one \mathcal{G} per stakeholder.

Humans-in-the-loop. As we have argued throughout the examples, decision flows involving ML applications eventually interact with a human expert. In particular to fairness, designing frameworks that can account for subjective or context-aware fairness [30, 60, 70] is important to ensure that such frameworks are robust to multiple fairness views on the same problem.

Suppose in Example 4.3, as studied by Bertrand et al. [6], that the officer and her supervisor interpret differently the counterfactual explanations. How could this setting be avoided or, at least, highlighted as a risk by the xAI method? Similar to nudging in behavioural economics [20], which was inspired by Tversky and Kahneman’s work on cognitive biases [62], future work should be able to create xAI tools that preemptively account for a set of potential interpretations and aim to provide explanations that ensure that (most) users align on a desired interpretation. One way could be to run user experiments like Srivastava et al. [60], Yaghini et al. [70] and construct the receiver profiles under the causal perception framework. Alternatively, we could define them ourselves and use the framework to calculate the probability of a user’s response given an explanation. We can do this since $\mathcal{P}_R(\mathbf{X})$ contains all possible distributions given the set of interventions. Intuitively, it contains all possible ways of reasoning about a counterfactual explanation as captured by a SCM \mathcal{M}_R .

Modeling social stereotypes. As shown with inconsistent causal perception, it is possible for receivers to agree on a causal graph but disagree on its internal interpretations. We argue that this occurs by considering more granular levels of information for a given variable, which, in practice, means incorporating additional information that characterizes the variable. Such process is linked to sensitive attributes, which we classify as loaded attributes due to their role in evoking perception. In Example 4.3, similar to previous examples, what happens when the officer and her supervisor judge the ML model’s chosen candidates by incorporating social stereotypes based on the zip code Z ?

Hu and Kohler-Hausmann [28] are the first to formulate the causal complexity behind modeling sensitive attributes and propose treating these variables as molecules. Inconsistent causal perception extends their analysis under causal perception and formalizes it using causal consistency [4, 51]. Future work should explore further this link between inconsistent perception and sensitive attributes, in particular, cases where consistency breaks for a given receiver.

5 CONCLUSION

In this work we have introduced a framework that formulates how experience shapes the interpretation of information per individual under causal reasoning. Causal perception is useful in cases where multiple interpretations (as well as representations) of information are allowed, and enables to position bias in terms of who is interpreting a problem and how their interpretation differs from others involved. It is, in turn, useful for tackling fairness problems involving human experts interacting with ML applications.

Implementation. Moving beyond the conceptual framework, it is possible to implement causal perception under current ML methods. The simplest implementation is to assume the set of receivers, with each receiver already equipped with a categorization and signification set. This implementation is similar to what we have done throughout the examples. In fact, this implementation in practice comes down to specifying the SCM \mathcal{M} for each receiver.

The hardest implementation is to construct the set of receivers, from human-subject experiments or data, and derive each receiver’s categorization and signification sets. Here, on top of the SCM \mathcal{M} , we would need to implement the conceptualization and operationalization mappings from, respectively, Definitions 3.1 and 3.3. For instance, we could define the conceptualization mapping using *ontologies* [22] or *knowledge graphs* [27], among other techniques for representing knowledge. Similarly, we could define the operationalization mapping using *logic argumentation* [7] or *relational learning* [54], among other techniques for argumenting knowledge.

Limitations. By being this work’s main formalization tool, causality is also its main limitation. Besides our modeling choice, our work is conceptual and, thus, limited by its potential implementation in a modern decision flow. Some aspect of the framework, such as defining the aggregated distance function \bar{d} , should be easier to implement than others, such as deriving from data a receiver’s categorization and signification set, under the current ML techniques. Given our conceptual objective of formulating causal perception, we leave this for future work.

ACKNOWLEDGMENTS

We are greatly thankful to Mayra Russo, Maria-Esther Vidal, and Andrea Pugnana for their feedback and discussions. This work has received funding from the European Union’s Horizon 2020 research and innovation program under Marie Skłodowska-Curie Actions (grant agreement number 860630) for the project “NoBIAS - Artificial Intelligence without Bias”. This work reflects only the authors’ views and the European Research Executive Agency is not responsible for any use that may be made of the information it contains.

REFERENCES

- [1] José M. Álvarez and Salvatore Ruggieri. 2023. Counterfactual Situation Testing: Uncovering Discrimination under Fairness given the Difference. In *EAAMO*. ACM, 2:1–2:11.
- [2] Binyamin Appelbaum. 2019. *The Economists’ Hour: False Prophets, Free Markets, and the Fracture of Society*. Little Brown.
- [3] Joachim Baumann, Alessandro Castelnovo, Riccardo Crupi, Nicole Inverardi, and Daniele Regoli. 2023. Bias on Demand: A Modelling Framework That Generates Synthetic Data With Bias. In *FACCT*. ACM, 1002–1013.

- [4] Sander Beckers, Frederick Eberhardt, and Joseph Y. Halpern. 2019. Approximate Causal Abstractions. In *UAI (Proceedings of Machine Learning Research, Vol. 115)*. AUAI Press, 606–615.
- [5] Yoshua Bengio. 2019. NeurIPS 2019 Posner Lecture: From System 1 Deep Learning to System 2 Deep Learning. <https://nips.cc/Conferences/2019/ScheduleMultitrack?event=15488>.
- [6] Astrid Bertrand, Rafik Belloum, James R. Eagan, and Winston Maxwell. 2022. How Cognitive Biases Affect XAI-assisted Decision-making: A Systematic Review. In *AIES*. ACM, 78–91.
- [7] Philippe Besnard, Marie-Odile Cordier, and Yves Moinard. 2014. Arguments Using Ontological and Causal Knowledge. In *FoIKS (Lecture Notes in Computer Science, Vol. 8367)*. Springer, 79–96.
- [8] Camiel J. Beukeboom and Christian Burgers. 2019. How stereotypes are shared through language: A review and introduction of the Social Categories and Stereotypes Communication (SCSC) Framework. *Review of Communication Research* 7 (2019), 1–37.
- [9] Ruta Binkyte, Karima Makhlof, Carlos Pinzón, Sami Zhioua, and Catuscia Palamidessi. 2022. Causal Discovery for Fairness. In *AFCP (Proceedings of Machine Learning Research, Vol. 214)*. PMLR, 7–22.
- [10] Eduardo Bonilla-Silva. 1997. Rethinking Racism: Toward a structural interpretation. *American Sociological Review* (1997), 465–480.
- [11] Grady Booch, Francesco Fabiano, Lior Horesh, Kiran Kate, Jonathan Lenchner, Nick Linck, Andrea Loreggia, Keerthiram Murugesan, Nicholas Mattei, Francesca Rossi, and Biplav Srivastava. 2021. Thinking Fast and Slow in AI. In *AAAI*. AAAI Press, 15042–15046.
- [12] Pedro Bordalo, Katherine Coffman, Nicola Gennaioli, and Andrei Shleifer. 2016. Stereotypes. *The Quarterly Journal of Economics* 131, 4 (2016), 1753–1794.
- [13] G.C. Bowker and S.L. Star. 1999. *Sorting Things Out: Classification and Its Consequences*. MIT Press.
- [14] Ana Karina Caraban and Evangelos Karapanos. 2020. The ‘23 ways to nudge’ framework: designing technologies that influence behavior subtly. *Interactions* 27, 5 (2020), 54–58.
- [15] Fintan J. Costello. 2009. How probability theory explains the conjunction fallacy. *Journal of Behavioral Decision Making* 22 (2009), 213–234.
- [16] Abir De, Paramita Koley, Niloy Ganguly, and Manuel Gomez-Rodriguez. 2020. Regression under Human Assistance. In *AAAI*. AAAI Press, 2611–2620.
- [17] Andrea Dittadi, Frederik Träuble, Francesco Locatello, Manuel Wuttrich, Vaibhav Agrawal, Ole Winther, Stefan Bauer, and Bernhard Schölkopf. 2021. On the Transfer of Disentangled Representations in Realistic Settings. In *ICLR*. OpenReview.net.
- [18] Cynthia Dwork, Moritz Hardt, Toniann Pitassi, Omer Reingold, and Richard S. Zemel. 2012. Fairness through awareness. In *ITCS*. ACM, 214–226.
- [19] Jessica Maria Echterhoff, Matin Yarmand, and Julian J. McAuley. 2022. AI-Moderated Decision-Making: Capturing and Balancing Anchoring Bias in Sequential Decision Tasks. In *CHI*. ACM, 161:1–161:9.
- [20] Gerd Gigerenzer. 2018. The Bias Bias in Behavioral Economics. *Review of Behavioral Economics* 5, 3-4 (2018), 303–336.
- [21] Igor Goldenberg and Geoffrey I. Webb. 2019. Survey of distance measures for quantifying concept drift and shift in numeric data. *Knowl. Inf. Syst.* 60, 2 (2019), 591–615.
- [22] Thomas R. Gruber. 1995. Toward principles for the design of ontologies used for knowledge sharing? *Int. J. Hum. Comput. Stud.* 43 (1995), 907–928.
- [23] Riccardo Guidotti, Anna Monreale, Fosca Giannotti, Dino Pedreschi, Salvatore Ruggieri, and Franco Turini. 2019. Factual and Counterfactual Explanations for Black Box Decision Making. *IEEE Intell. Syst.* 34, 6 (2019), 14–23.
- [24] Daniel S Hamermesh. 2018. Citations in economics: Measurement, uses, and impacts. *Journal of Economic Literature* 56, 1 (2018), 115–156.
- [25] Alex Hanna, Emily Denton, Andrew Smart, and Jamila Smith-Loud. 2020. Towards a critical race methodology in algorithmic fairness. In *FAT**. ACM, 501–512.
- [26] Donna Haraway. 1988. Situated Knowledges: The Science Question in Feminism and the Privilege of Partial Perspective. *Feminist Studies* 14, 3 (1988), 575–599.
- [27] Aidan Hogan, Eva Blomqvist, Michael Cochez, Claudia d’Amato, Gerard de Melo, Claudio Gutierrez, Sabrina Kirrane, José Emilio Labra Gayo, Roberto Navigli, Sebastian Neumaier, Axel-Cyrille Ngonga Ngomo, Axel Polleres, Sabbir M. Rashid, Anisa Rula, Lukas Schmelzeisen, Juan F. Sequeda, Steffen Staab, and Antoine Zimmermann. 2022. Knowledge Graphs. *ACM Comput. Surv.* 54, 4 (2022), 71:1–71:37.
- [28] Lily Hu and Issa Kohler-Hausmann. 2020. What’s sex got to do with machine learning?. In *FAT**. ACM, 513.
- [29] Gabrielle M Johnson. 2020. The structure of bias. *Mind* 129, 516 (2020), 1193–1236.
- [30] Christopher Jung, Michael Kearns, Seth Neel, Aaron Roth, Logan Stapleton, and Zhiwei Steven Wu. 2021. An Algorithmic Framework for Fairness Elicitation. In *FORC (LIPIcs, Vol. 192)*. Schloss Dagstuhl - Leibniz-Zentrum für Informatik, 2:1–2:19.
- [31] Daniel Kahneman. 2011. *Thinking, Fast and Slow*. Farrar, Straus and Giroux.
- [32] Daniel Kahneman. 2021. NeurIPS 2021: A Conversation on Human and Machine Intelligence. <https://nips.cc/virtual/2021/invited-talk/22284>.
- [33] Daniel Kahneman and Dale T Miller. 1986. Norm theory: Comparing reality to its alternatives. *Psychological Review* 93, 2 (1986), 136–153.
- [34] Niki Kilbertus, Philip J. Ball, Matt J. Kusner, Adrian Weller, and Ricardo Silva. 2019. The Sensitivity of Counterfactual Fairness to Unmeasured Confounding. In *UAI (Proceedings of Machine Learning Research, Vol. 115)*. AUAI Press, 616–626.
- [35] Jon M. Kleinberg, Jens Ludwig, Sendhil Mullainathan, and Cass R. Sunstein. 2019. Discrimination in the Age of Algorithms. *CoRR* abs/1902.03731 (2019).
- [36] Matt J. Kusner, Joshua R. Loftus, Chris Russell, and Ricardo Silva. 2017. Counterfactual Fairness. In *NIPS*. 4066–4076.
- [37] Christos Louizos, Kevin Swersky, Yujia Li, Max Welling, and Richard S. Zemel. 2016. The Variational Fair Autoencoder. In *ICLR*.
- [38] Glenn Loury. 2019. Why Does Racial Inequality Persist? Culture, Causation, and Responsibility. *The Manhattan Institute* (2019).

- [39] David Madras, Elliot Creager, Toniann Pitassi, and Richard S. Zemel. 2018. Learning Adversarially Fair and Transferable Representations. In *ICML (Proceedings of Machine Learning Research, Vol. 80)*. PMLR, 3381–3390.
- [40] David Madras, Toniann Pitassi, and Richard S. Zemel. 2018. Predict Responsibly: Improving Fairness and Accuracy by Learning to Defer. In *NeurIPS*. 6150–6160.
- [41] Ron Mallon. 2007. A field guide to social construction. *Philosophy Compass* 2, 1 (2007), 93–108.
- [42] Riccardo Massidda, Atticus Geiger, Thomas Icard, and Davide Bacciu. 2023. Causal Abstraction with Soft Interventions. In *CLeAR (Proceedings of Machine Learning Research, Vol. 213)*. PMLR, 68–87.
- [43] Daniel McNamara, Cheng Soon Ong, and Robert C. Williamson. 2019. Costs and Benefits of Fair Representation Learning. In *AIES*. ACM, 263–270.
- [44] Hussein Mozannar, Hunter Lang, Dennis Wei, Prasanna Sattigeri, Subhro Das, and David A. Sontag. 2023. Who Should Predict? Exact Algorithms For Learning to Defer to Humans. In *AISTATS*, Vol. 206. PMLR, 10520–10545.
- [45] Richard R Nelson. 2015. Physics envy: Get over it. *Issues in Science and Technology* 31, 3 (2015), 71–78.
- [46] Judea Pearl. 2009. *Causality: Models, Reasoning, and Inference* (2nd ed.). Cambridge University Press.
- [47] Judea Pearl and Dana Mackenzie. 2018. *The Book of Why: The New Science of Cause and Effect*. Basic Books.
- [48] Jonas Peters, Dominik Janzing, and Bernhard Schölkopf. 2017. *Elements of Causal Inference: Foundations and Learning Algorithms*. The MIT Press.
- [49] Rik Pieters and Hans Baumgartner. 2002. Who talks to whom? Intra- and interdisciplinary communication of economics journals. *Journal of Economic Literature* 40, 2 (2002), 483–509.
- [50] Charvi Rastogi, Yunfeng Zhang, Dennis Wei, Kush R. Varshney, Amit Dhurandhar, and Richard Tomsett. 2022. Deciding Fast and Slow: The Role of Cognitive Biases in AI-assisted Decision-making. *Proc. ACM Hum. Comput. Interact.* 6, CSCW1 (2022), 83:1–83:22.
- [51] Paul K. Rubenstein, Sebastian Weichwald, Stephan Bongers, Joris M. Mooij, Dominik Janzing, Moritz Grosse-Wentrup, and Bernhard Schölkopf. 2017. Causal Consistency of Structural Equation Models. In *UAI*. AUAI Press.
- [52] Salvatore Ruggieri, José M. Álvarez, Andrea Pugnana, Laura State, and Franco Turini. 2023. Can We Trust Fair-AI?. In *AAAI*. AAAI Press, 15421–15430.
- [53] Chris Russell, Matt J. Kusner, Joshua R. Loftus, and Ricardo Silva. 2017. When Worlds Collide: Integrating Different Counterfactual Assumptions in Fairness. In *NIPS*. 6414–6423.
- [54] Babak Salimi, Harsh Parikh, Moe Kayali, Lise Getoor, Sudeepa Roy, and Dan Suciu. 2020. Causal Relational Learning. In *SIGMOD Conference*. ACM, 241–256.
- [55] Bernhard Schölkopf. 2022. Causality for Machine Learning. In *Probabilistic and Causal Inference*. ACM Books, Vol. 36. ACM, 765–804.
- [56] Bernhard Schölkopf, Francesco Locatello, Stefan Bauer, Nan Rosemary Ke, Nal Kalchbrenner, Anirudh Goyal, and Yoshua Bengio. 2021. Towards Causal Representation Learning. *CoRR* abs/2102.11107 (2021).
- [57] Maya Sen and Omar Wasow. 2016. Race as a bundle of sticks: Designs that estimate effects of seemingly immutable characteristics. *Annual Review of Political Science* 19, 1 (2016), 499–522.
- [58] Joel Sobel. 2020. Signaling Games. *Complex Social and Behavioral Systems: Game Theory and Agent-Based Models* (2020), 251–268.
- [59] Michael Spence. 1973. Job Market Signaling. *The Quarterly Journal of Economics* 87, 3 (1973), 355–374.
- [60] Megha Srivastava, Hoda Heidari, and Andreas Krause. 2019. Mathematical Notions vs. Human Perception of Fairness: A Descriptive Approach to Fairness for Machine Learning. In *KDD*. ACM, 2459–2468.
- [61] Katya Tentori. 2022. What Can the Conjunction Fallacy Tell Us about Human Reasoning? In *Human-Like Machine Intelligence*. Oxford University Press, 449–464.
- [62] Richard Thaler and Cass Sunstein. 2008. *Nudge: Improving Decisions about Health, Wealth, and Happiness*. Yale University Press.
- [63] Amos Tversky and Daniel Kahneman. 1974. Judgment Under Uncertainty: Heuristics and Biases. *Science* 185, 4157 (1974), 1124–1131.
- [64] Amos Tversky and Daniel Kahneman. 1981. *Judgments of and by Representativeness*. Technical Report 3. Defense Technical Information Center.
- [65] Amos Tversky and Daniel Kahneman. 1983. Extensional versus intuitive reasoning: The conjunction fallacy in probability judgment. *Psychological Review* 90, 4 (1983), 293.
- [66] Sjoerd van Steenkiste, Francesco Locatello, Jürgen Schmidhuber, and Olivier Bachem. 2019. Are Disentangled Representations Helpful for Abstract Visual Reasoning?. In *NeurIPS*. 14222–14235.
- [67] Yixin Wang and Michael I. Jordan. 2021. Desiderata for Representation Learning: A Causal Perspective. *CoRR* abs/2109.03795 (2021).
- [68] Ludwig Wittgenstein. 1953. *Philosophical Investigations*. Wiley-Blackwell, New York, NY, USA.
- [69] James Woodward. 2005. *Making Things Happen: A Theory of Causal Explanation*. Oxford university press.
- [70] Mohammad Yaghini, Andreas Krause, and Hoda Heidari. 2021. A Human-in-the-loop Framework to Construct Context-aware Mathematical Notions of Outcome Fairness. In *AIES*. ACM, 1023–1033.
- [71] Scott Cheng-Hsin Yang, Tomas Folke, and Patrick Shafto. 2023. The Inner Loop of Collective Human–Machine Intelligence. *Topics in Cognitive Science* (2023).
- [72] Richard S. Zemel, Yu Wu, Kevin Swersky, Toniann Pitassi, and Cynthia Dwork. 2013. Learning Fair Representations. In *ICML (3) (JMLR Workshop and Conference Proceedings, Vol. 28)*. JMLR.org, 325–333.

A SUPPLEMENTARY MATERIAL

A.1 The Conjunction Fallacy

For any two random variables X_1 and X_2 , it holds that their intersection cannot be more probable than any of its parts: $P(X_1 \cap X_2) \leq P(X_1)$ (or $P(X_2)$). Here, the intersection denotes the conjunction. We could have also used the \wedge or the comma over \cap . At a high-level, conceptually, they all represent *and*. This rule is known as *the conjunction rule* and it comes from the basic laws of probability: *the probability of what is contained cannot be more than the probability of what contains it*. It follows, in fact, from the *extension rule*. If $X_1 \subseteq X_2$, then $P(X_1) \leq P(X_2)$. We state the *conjunction fallacy* as the contradiction to the conjunction rule:

$$P(X_1 \cap X_2) > P(X_1) \text{ (or } > P(X_2)) \quad (11)$$

which holds regardless of whether X_1 and X_2 are independent. As with the conjunction rule, the conjunction fallacy follows for two or more random variables.

A.2 The Original Linda Problem

Below we present the full version of the Linda Problem as presented by Tversky and Kahneman [64, 65]. The order of the response options is meaningless as these were randomized during the experiments. In the first experiments, 80-90% of participants ranked the conjunction “Linda is a bank teller and is an active feminist” as more probable than its less representative constituent “Linda is a bank teller”.

Example A.1 (The Linda Problem). Linda is 31 years old, single, outspoken, and very bright. She majored in philosophy. As a student, she was deeply concerned with issues of discrimination and social justice, and also participated in anti-nuclear demonstrations. What is more probable today?

- Linda is a teacher in elementary school.
- Linda works in a bookstore and takes Yoga classes.
- Linda is active in the feminist movement.
- Linda is a psychiatric social worker.
- Linda is a member of the League of Women Voters.
- Linda is a bank teller.
- Linda is an insurance salesperson.
- Linda is a bank teller and is active in the feminist movement.

The version in Example 1.1 is commonly known as the *reduced form* of the Linda Problem. In the latest version of the Linda Problem, Linda is described as an accountant and works at an NGO. See, e.g., Kahneman [32].

Here, we also want to note Tversky and Kahneman [65] attempt at using causal reasoning to formulate the conjunction fallacy. Their formulation, which we present in Figure 3, was conceptual and mainly intuitive, without using any causal framework. Still, we find it interesting as it clearly draws parallels with the proposed causal perception framework, at least, in terms the role of causality for human reasoning. Our treatment of perception, causality-wise, is much deeper than theirs. Structural causal models (SCM) [46] had yet to become an accepted framework in ML. Figure 3 reinforces our modeling choice to use causality as discussed in Section 2.3.

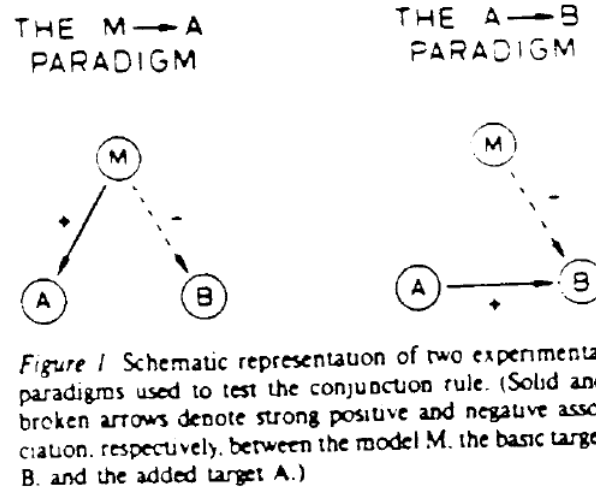


Fig. 3. Figure from Tversky and Kahneman [65] regarding *causal conjunctions*. Neither Tversky or Kahneman, to the best of our knowledge developed this causal interpretation of the conjunction fallacy beyond this figure.

B ADDITIONAL RELATED WORK

With the ML works using Kahneman and Tversky work, the focus mostly has been on developing systems that approximate human-like reasoning to improve over it. We believe that there is a genuine push from AI researchers in using their work to create systems that improve over biased human decision-making. But we also fear that within that same push there is little interest in understating the contextual forces behind these biases, as though the intelligent systems were to be used without humans. We fear in the long term a sort of *Physics envy* [45] by the AI field, as (once) experienced by economics, that struggles to admit that mathematical formulas alone may explain how particles move in a system but are not enough to describe complex human behavior. This paper aims to counteract this narrative by formulating perception in its full complexity and presenting a framework that embraces it as such.

Here, in particular, we cannot ignore the parallels between ML and economics. Kahneman and Tversky's work challenged the rational homo-economicus agent present in economic models. Kahneman received the Nobel Prize in 2002; Tversky had passed away in 1996. This is no minor achievement. Economics, arguably the most influential field in governance since the 1920s [2], is an insular social science [24, 49]. [32] speaking at NeurIPS is a clear sign of the field's interest on topics that seemed out-of-scope for ML decades before.

C ADDITIONAL DISCUSSION FOR SECTION 3.3

Recall the implementation of the causal relational statement ϕ in Definition 3.3 discussed for the inconsistent causal perception. We present $\tau_R(9)$ under the functional form (10) as an aggregation of the associations between the descriptors of a causal-effect pair. Given $X_i \rightarrow X_j$ in \mathcal{G} , we define the operationalization mapping ϕ between X_i, X_j as a function

that transforms the *associations* between the descriptors of each of these variables into real-valued causal weights:

$$\begin{aligned}
\phi(\Theta^R(X_i) \wedge \Theta^R(X_j)) &= \\
&= \phi(\{\theta_1^{X_i}, \dots, \theta_n^{X_i}\}, \{\theta_1^{X_j}, \dots, \theta_m^{X_j}\}) \\
&= \tau_R\left(\bar{\phi}(\theta_1^{X_i} \rightarrow \theta_1^{X_j}), \dots, \bar{\phi}(\theta_n^{X_i} \rightarrow \theta_m^{X_j})\right) \\
&= \bar{\phi}(\theta_1^{X_i} \rightarrow \theta_1^{X_j}) + \dots + \bar{\phi}(\theta_n^{X_i} \rightarrow \theta_m^{X_j}) \\
&= \beta_{X_i \rightarrow X_j} \quad (\text{or } = X_i \xrightarrow{\beta} X_j)
\end{aligned} \tag{12}$$

where $\bar{\phi}(\cdot) \in \mathbb{R}^{n \times m}$ represents the weights of the associations between descriptors, which can be zero; τ_R represents that τ -exact transformation of R , which we have made into a summation; and $\beta_{X_i \rightarrow X_j}$ represents the causal aggregated effect of X_i on X_j . To illustrate (12), see Figure 2.