

Generative Video Diffusion for Unseen Cross-Domain Video Moment Retrieval

Dezhao Luo¹, Shaogang Gong¹, Jiabo Huang², Hailin Jin³, and Yang Liu⁴

¹Queen Mary University of London, ²Tencent

³Adobe Research, ⁴WICT, Peking University

{dezhao.luo, s.gong}@qmul.ac.uk, jiabohuang@tencent.com

hljin@adobe.com, yangliu@pku.edu.cn

Abstract

Video Moment Retrieval (VMR) requires precise modelling of fine-grained moment-text associations to capture intricate visual-language relationships. Due to the lack of a diverse and generalisable VMR dataset to facilitate learning scalable moment-text associations, existing methods resort to joint training on both source and target domain videos for cross-domain applications. Meanwhile, recent developments in vision-language multimodal models pre-trained on large-scale image-text and/or video-text pairs are only based on coarse associations (weakly labelled). They are inadequate to provide fine-grained moment-text correlations required for cross-domain VMR. In this work, we solve the problem of unseen cross-domain VMR, where certain visual and textual concepts do not overlap across domains, by only utilising target domain sentences (text prompts) without accessing their videos. To that end, we explore generative video diffusion for fine-grained editing of source videos controlled by the target sentences, enabling us to simulate target domain videos. We address two problems in video editing for optimising unseen domain VMR: (1) generation of high-quality simulation videos of different moments with subtle distinctions, (2) selection of simulation videos that complement existing source training videos without introducing harmful noise or unnecessary repetitions. On the first problem, we formulate a two-stage video diffusion generation controlled simultaneously by (1) the original video structure of a source video, (2) subject specifics, and (3) a target sentence prompt. This ensures fine-grained variations between video moments. On the second problem, we introduce a hybrid selection mechanism that combines two quantitative metrics for noise filtering and one qualitative metric for leveraging VMR prediction on simulation video selection. Experiments demonstrate the superior domain adaptability of our approach.

1. Introduction

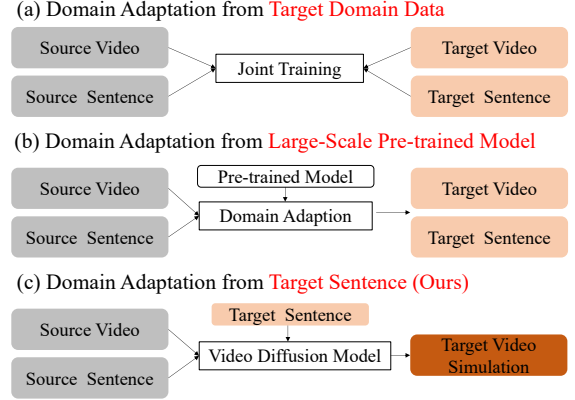


Figure 1. Contemporary VMR methods either (a) require unscalable target domain data collection, or (b) rely on foundation models with inadequate priors (lacking fine-grained details) to the target domain. In contrast, our approach (c) only relies on target sentences as controls to target video simulations without any real target videos in model learning.

Video moment retrieval (VMR) is the task of recognising the temporal location of action instances described by natural language. This task is challenging as it necessitates the extraction of semantic associations between visual and textual information. Annotating VMR datasets not only demands indexing temporal video moments with sentences but also necessitates precise discrimination from contextual moments in a video, which is much more intricate and less scalable than labelling either image-text or video-text pairs.

Due to the lack of large-scale video moment-text datasets, VMR models are struggling to learn generalisable moment-text correlations, resulting in an inferior cross-domain adaptation [24]. Different from the data augmentation methods [12] simply shuffling the location of moments to improve temporal generalisation, we tackle a more complex challenge by adapting to unseen visual or tex-

tual concepts in cross-domain inference. Some methods that employ co-training strategies on both source and target datasets [3, 8] are limited by their dependence on data collection from both domains (Fig. 1(a)). Other methods [30, 31, 45] transferring priors within coarse image-text [36] or video-text pairs [46] are sub-optimal in discriminating fine-grained details across adjacent video moments in the target domain (Fig. 1(b)). We emphasise the importance of incorporating target sentences as controlling prompts for target video simulations (Fig. 1(c)), a more scalable and accessible scenario to explore a target domain [3, 8].

Recent successes in diffusion models [7, 14, 16, 43] have demonstrated the power of generating diverse videos [9, 49] with text prompts. To benefit cross-domain VMR, a potential approach is to edit part of the source video (a video moment) controlled by a target sentence. However, there are several non-trivial challenges in simulating a VMR video displaying the same subject performing different actions in a similar environment (background). The first challenge is to control the generation of a video moment by sentence variations while preserving other information in context. Existing video diffusion methods either lack specific constraints on subject details [28, 35, 49] or lead to inaccurate subject information [32]. This highlights the need for an *instance-preserving video action editing* method constrained by accurate subject specifics (fine-grained details). The second challenge is that current generative video editing methods [28, 35, 49] heavily rely on manual control to select the editing prompts to ensure plausible results. For automatic video generation which is more practical in training VMR, there is a risk of producing implausible or repetitive videos, potentially impacting model training efficiency and generalisability. To this end, devising an effective strategy to select VMR beneficial data becomes essential.

In this work, we aim to solve unseen cross-domain VMR by simulating target training data through editing source videos controlled with target sentences. To address the first challenge of moment generation by only involving sentence-related variations while maintaining the background and the subject details, we incorporate the background detail preserving ability from a previous image-to-video editing method [49] and design a 2-stage video editing model for accurate subject preservation. Specifically, we first train an image diffusion model to align a text token with instances shared by a set of video frames for precise visual-textual alignment. Then we take video frames as a sequence and append a temporal layer in the image diffusion model to capture video motions. Our model has the spirit of combining Dreambooth [39] and Tune-A-Video [49]. However, our model design has both better efficiency by reducing the model parameters from 70M (Tune-A-Video) to 40M, and better video instance preserving ca-

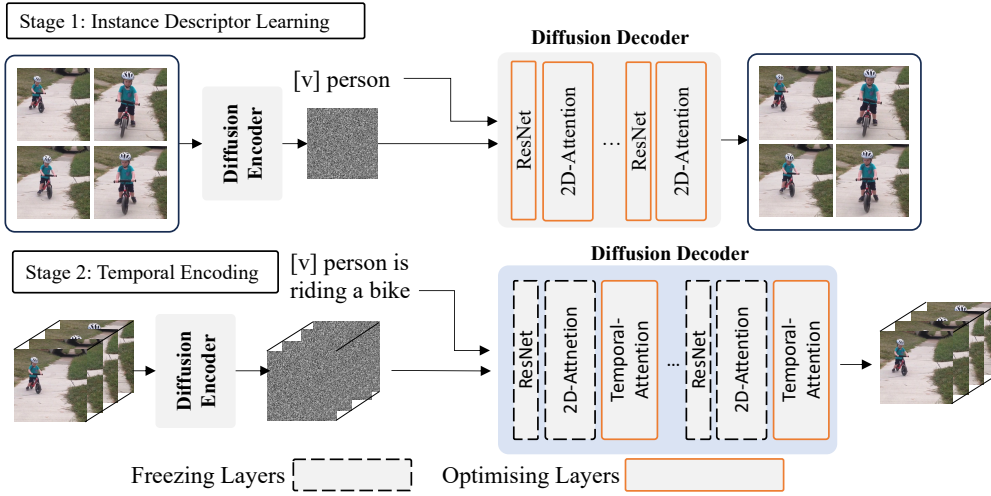
capacity by introducing freezing the cross-attention layer [44] in the second stage. For the automatic VMR data generation, without a delicate prompt selection to control the generation process, there remains a risk of generating noisy or repetitive training data. To this end, we introduce a hybrid selection mechanism to select beneficial data for the training of VMR model. We first filter out the implausible and noisy samples with quantitative metrics: a structure fidelity metric to evaluate video structure consistency between the source moment and the generated moment, as well as a prompt fidelity metric to evaluate the consistency between the target prompt and the generated moment. Then we qualitatively select beneficial data that enhances the model training instead of providing redundant information. We achieve this by employing the VMR model on the quantitatively selected data and only adding data that exhibits poor performance into the training pool.

We make four contributions: (1) We formulate a novel Unseen Cross-Domain Video Moment Retrieval task: sentence-only cross-domain VMR. We explore target domain sentences to learn fine-grained moment-text VMR correlations from the source domain videos and simulated unseen target videos. Different from existing cross-domain VMR methods that rely on the availability of both target domain videos and sentences, our target sentence only approach is significantly more scalable and practical. (2) We introduce a strong baseline for this new unseen cross-domain VMR task by adapting the target sentences as controllers for editing source domain videos to simulate target domain videos for cross-domain VMR learning. (3) We analyse the significance of generation control and its impact on VMR. To enhance generation control, we designed an instance-preserving video diffusion model to overcome the limitation of existing diffusion methods in maintaining video subjects whilst changing fine-grained details of actions. To further control the data used in the VMR training, we introduce a hybrid data selection strategy to identify and select the most beneficial simulated videos. (4) We demonstrate the effectiveness of our method on both VMR and action editing tasks.

2. Related Works

Cross-Domain Video Moment Retrieval. Video moment retrieval (VMR) is a challenging task as it requires fine-grained correlation awareness between a video moment and its corresponding text. To solve the problem of lacking a generalisable dataset to train an effective cross-domain model, EVA [3] and MMCDA [8] were proposed to jointly train a VMR model on both the source and the target domains, with labelled video-sentence pairs from both domain. Hao et al. [12] proposed a data augmentation strategy to solve the cross-domain temporal bias. Recent developments [18, 30, 31, 45] in large-scale vision-language

Train:



Inference:

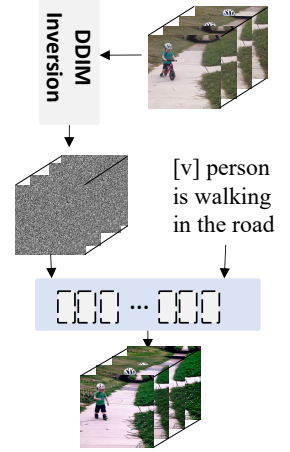


Figure 2. The framework of our designed instance-preserving action editing model. We first take video frames as a set of images and train an image diffusion model to align a special text token with the instance shared between those frames. Subsequently, we take those frames as a sequence and freeze the layers in the image diffusion model, and append a temporal layer to capture the video motions.

foundation models such as CLIP [36] and InternVideo [46] may appear to offer a promise for learning more generalisable VMR models. However, such vision-language foundation models are pre-trained from only coarse image-text or video-text pairs, lacking fine-grained video moment-text associations. Unsupervised methods [27, 34] were proposed to generate pseudo labels for unlabelled videos and use them to train a fully supervised VMR. Overall, contemporary cross-domain solutions are either implausible (lacking target-domain training videos) or sub-optimal (lack fine-grained associations), we propose a more scalable approach to target domain learning by only collecting query text with-out videos.

Video Diffusion Models. Current video diffusion models have demonstrated promising outcomes in the domains of video generation [15] and editing [9, 49]. We primarily focus on discussing two specific applications: object editing and action editing.

Object Editing. Existing methods [5, 17, 25, 49, 50] have demonstrated proficient object editing capabilities by manipulating the associated textual descriptions. To maintain the integrity of the background and prevent alterations to regions not in the focus on change, plug-and-play techniques [28, 35] employ a decoder with cross-attention derived masks to protect unrelated areas, necessitating users to interactively discern and selectively specify the interchangeable segments between the source and target prompts. Make-A-Protagonist [54] was proposed to inject an object from images by combining CLIP [36] visual embeddings with sentence embeddings. Other meth-

ods [11, 29, 51] were also proposed to eliminate the training process on a specific video and to edit video objects directly using priors from image diffusion models [37]. To simulate a VMR video consisting of moments involving the same subject carrying out different actions, current object editing methods are insufficient to edit actions while preserving the subject specifics, as they do not impose editing controls for remaining the specifics of the original subjects.

Action Editing. While action generation models [1, 13, 15, 41] rely solely on text prompts and do not accommodate controls on a specific background or subject instance, Dreamix [32] introduces a subject-driven action generation by a mixed reconstructing strategy of subject-driven image generation [6, 22, 39] and video generation [49]. However, the mixed training of reconstructing images and actions [32] is likely to entangle the two features in latent embedding, resulting in inaccurate specific information or overfitting on the source action [6]. This highlights the need to design a better subject-preserving video editing method. Overall, existing generative models [28, 35] heavily rely on designing a delicate generation control, *e.g.* through an interactive selection of a target prompt, to produce plausible videos through trial-and-error. How to design effective automatic controls for generating unseen target action videos capable of optimising cross-domain video moment retrieval model learning has not been studied, nor it is straightforward.

3. Method

Our aim is to simulate video moment retrieval (VMR) training data with fine-grained details in unseen target domains.

Crucially, we want to automatically control the generation process by a collection of target domain sentences without human interaction nor any target domain exemplar videos. We first briefly introduce diffusion models. We then present an instance-preserving action editing model. Finally, we formulate a complete fine-grained action video generation and hybrid VMR selection pipeline.

3.1. Latent Diffusion and DDIM Inversion

Latent Diffusion Models (LDMs). Latent Diffusion Models (LDMs) are introduced to diffuse and denoise data [42] within a compressed latent space. For an image x , the process starts with the encoding of x into a latent representation [19]: $z = \mathcal{E}(x)$. Gaussian noise is then added to this latent representation to create z_t at timestep t . A denoising autoencoder is subsequently trained to predict the Gaussian noise in the latent representation, aiming to reverse the noise addition. The objective is defined as:

$$L_{LDM} = \mathbb{E}_{\mathcal{E}(x), \epsilon \sim \mathcal{N}(0, I), t} [\|\epsilon - \epsilon_\theta(z_t, t, p)\|_2^2], \quad (1)$$

where ϵ_θ is a U-Net [38] architecture conditioned on both a timestep t and a text prompt embedding p .

DDIM Inversion. DDIM Inversion [43] maps a clean latent representation z to its noisy counterpart using a sequence of reverse timesteps from $t = T - 1$ to 1. The DDIM iterative process is defined by:

$$\hat{z}_t = \sqrt{\alpha_t} \hat{z}_{t-1} + \left(\sqrt{1 - \alpha_t} - \sqrt{\frac{1 - \alpha_t}{\alpha_{t-1}}} \right) \epsilon_\theta, \quad (2)$$

where \hat{z}_t denotes the estimated noisy latent state at timestep t and α_t represents the variance schedule at timestep t . The estimated \hat{z}_t can be used to reconstruct the original input x .

3.2. Instance-Preserving Action Editing

To simulate a VMR video involving the same subject executing different actions, we aim to solve the problems that existing object editing methods [28, 35, 49] do not place control for constraining instance specifics and subject-driven video generation methods [32] learn inaccurate instance information due to their mixed subject-specific and motion training strategy. Instead, we separate the learning of subject-specific instance information and the video motion. As shown in Fig. 2, we first train an image model to align the text token “[v]” with the visual information of the shared subject instance across frames. This alignment is achieved in the 2D-attention layer containing self-attention (visual) and cross-attention (textual-visual) layers. Subsequently, we *freeze* the learned text-visual alignment and introduce a temporal layer following the 2D-attention layer to capture the video motion.

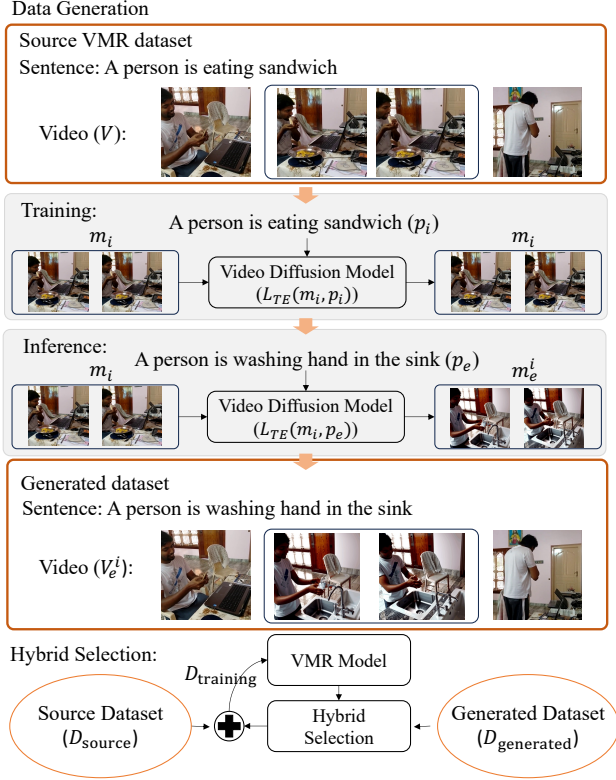


Figure 3. Data Generation and Hybrid Selection Pipeline. For data generation, we first train the video diffusion model to align moment m_i with a sentence p_i , then we use an editing prompt p_e to edit the moment to m_e^i . The hybrid selection strategy utilises the VMR model to select beneficial data.

Stage1: Instance Descriptor Learning. In the first stage, we take the video as a set of unordered frames for instance descriptor learning. For effective learning, we select a subset of frames from the whole frame set, aiming to maximize diversity whilst ensuring frame clarity by minimising noise such as motion blur. Mathematically, given a frame f_i and its immediate neighbouring frames f_{i-1} and f_{i+1} , we seek frames to maximize the following function:

$$\Phi(f_i) = \delta(f_i, f_{i-1}) + \delta(f_i, f_{i+1}) + \chi(f_i), \quad (3)$$

where δ represents the dissimilarity measure between frames using histogram, and χ signifies the frame’s clarity, determined using the Laplacian operator to evaluate the visual sharpness of f_i .

For the training of the instance descriptor, we leverage the Dreambooth strategy [39] to train an image diffusion model to reconstruct the selected video frames from a text token “[v] person”, while simultaneously reconstructing images of other instances based on the prompt “a person”. The model’s goal is to embed the visual instance

within the output domain specified by the text token “[v] person”. The objective L_{IDL} is formulated as:

$$L_{IDL} = \mathbb{E}_{\mathcal{E}(x_{inst}), \epsilon \sim \mathcal{N}(0, I), t} \left[\|\epsilon - \epsilon_{\theta}(z_{t, inst}, t, p_{inst})\|_2^2 \right], \\ + \mathbb{E}_{\mathcal{E}(x_{class}), \epsilon \sim \mathcal{N}(0, I), t} \left[\|\epsilon - \epsilon_{\theta}(z_{t, class}, t, p_{class})\|_2^2 \right], \quad (4)$$

where x_{inst} and x_{class} denote the input of instance image and class images (other instances), p_{inst} and p_{class} denote their corresponding prompts. After training, the text token is aligned with instance visual information, enabling a generalisable generation by combining it with other concepts.

Stage 2: Temporal Encoding. To edit a moment with a target sentence, it is important to maintain the original, unrelated motions. As shown in Fig. 2, we simply append a temporal attention layer after each 2D-attention layer. In order to fix the alignment of “[v] person” with the visual content, in contrast to the methods employed in Dreamix [32] and Tune-A-Video [49], we freeze previously optimised layers and only train the temporal layer. The training loss L_{TE} is formulated as:

$$L_{TE}(\{f_i\}_{i=1}^n, p) = \frac{1}{n} \sum_{i=1}^n \mathbb{E}_{\mathcal{E}(f_i), \epsilon \sim \mathcal{N}(0, I), t} \left[\|\epsilon - \epsilon_{\gamma}(z_{t, i}, t, p)\|_2^2 \right], \quad (5)$$

where n is the number of frames, and each frame is denoted as f_i . ϵ_{γ} is the U-Net architecture with a temporal layer attached after each 2D-attention layer. p is the prompt describing the action.

3.3. Data Generation and Hybrid Selection

In this subsection, we first discuss our data generation process, then we explain the design of the hybrid selection of beneficial data for the learning of VMR.

3.3.1 Data Generation

Considering a video V , a standard VMR dataset [10, 20] will provide a list of moments in the video along with their sentence descriptions, denoted as $\{(m_i, p_i)\}_{i=1}^a$, where m_i denotes the i^{th} moment, p_i denotes the corresponding description and a is the number of moments. An editing sentence is also provided, represented as p_e . As depicted in Fig. 3, our approach involves a training and inference stages: we first train our video diffusion model on each moment-text pair as $L_{TE}(m_i, p_i)$, aligning the moment m_i with its textual description p_i . Then we modify the specific moment m_i in the video V using the sentence p_e , as:

$$m_e^i = L_{TE}(m_i, p_e), \quad (6)$$

where m_e^i denotes the p_e -edited version of moment m_i . This edited moment m_e^i then replaces the original moment m_i to create a new variant of the video, denoted as V_e^i .

For the video V with a moments, we generate a different video variants $\{V_e^1, V_e^2, \dots, V_e^a\}$, where each V_e^i contains all original moments except for the i^{th} moment, which is replaced by its edited version m_e^i . This method results in a set of videos where each variant showcases a unique modification at a distinct moment.

3.3.2 Hybrid Selection

Without a delicate selection of the editing prompt, automatic VMR data generation may result in noisy or repetitive videos. With the aim of selecting beneficial data for VMR training, we design a hybrid selection strategy: quantitative and qualitative selection. Specifically, we observe that a lack of semantic consistency between the source prompt and the target prompt will lead to implausible generation results, which can be harmful to the learning of the VMR model. To this end, it is necessary to filter out those noisy samples. We employ two quantitative metrics to evaluate moment quality. The first metric, prompt fidelity [49], assesses the coherence between the target prompt and the generated video moment. The second metric is structure fidelity [54] to evaluate the consistency between the source and generated video moment. These metrics are then integrated using a harmonic score. The selection process is represented as follows:

$$D_{\text{filtered}} = \text{Top}(S_{\text{Quan}}(D_{\text{generated}}), k), \quad (7)$$

where $D_{\text{generated}}$ is the generated dataset. D_{filtered} comprises k samples where low-quality moments are filtered out by the quantitative selection S_{Quan} .

In addition to the quantitative evaluation, we emphasise the importance of enriching the VMR training with data that offers beneficial knowledge, rather than merely duplicating what exists in the original dataset. To achieve this, we propose a qualitative selection and conduct an evaluation of VMR on the previously filtered dataset and only add those with poor performance into the training data:

$$D_{\text{training}} = D_{\text{source}} \cup S_{\text{Qual}}(D_{\text{filtered}}, l), \quad (8)$$

where D_{training} comprises the source domain data D_{source} as well as additional data with a length of l selected by qualitative metric S_{Qual} . This enables us to identify and select cases that are not adequately handled by the existing model.

4. Experiment

Our model is designed for editing source domain videos subject to automatic controls by a collection of target domain text prompts (sentences). To evaluate the effectiveness

¹These methods are not reported on the same split.

Method	Year	Target	Charades-STA			ActivityNet-Captions		
			IoU=0.5	IoU=0.7	mIoU	IoU=0.5	IoU=0.7	mIoU
EVA [3] [†]	2022	Video&Text	40.21	18.77	-	29.43	-	-
MMCDa [8] [†]	2022		54.80	35.77	-	52.68	46.19	-
TMN [26]	2018	No	9.43	4.96	11.23	9.93	5.12	11.38
TSP-PRL [48]	2020		14.83	2.61	14.03	18.05	3.15	14.34
2D-TAN [53]	2020		29.36	13.12	28.47	23.86	10.37	28.88
LGI [33]	2020		26.48	12.47	27.62	23.10	9.03	26.95
VSLNet [52]	2020		25.60	10.07	30.21	21.68	9.94	29.58
VISA [24]	2022		42.35	20.88	40.18	30.14	15.90	35.13
Li et al. [23] [†]	2023		50.36	28.78	43.15	30.15	14.97	32.14
MMN [47]	2022	No	43.85	24.17	39.50	31.05	15.48	33.16
MMN+Ours	2024	Text	44.60	27.05	40.46	30.05	14.92	32.46
VDI [30]	2023	No	46.47	28.63	41.60	32.35	16.02	34.32
VDI+Ours	2024	Text	48.49	30.79	42.74	30.83	14.59	31.89

Table 1. Novel-word testing comparison on Charades-STA [10] and ActivityNet-Captions [21]. The “Target” column indicates the type of information required from the target domain. [†] denotes neither their code nor model is available.

Method	Target	0.3	0.5	0.7	mIoU
MMN [47]	No	53.77	43.69	25.25	39.18
MMN+TAV	Word	54.01	45.01	27.51	40.27
MMN+Ours	Word	54.58	45.62	28.11	41.55
VDI [30]	No	55.40	46.64	27.90	40.89
VDI+TAV	Word	58.27	47.84	30.96	41.97
VDI+Ours	Word	60.29	51.53	33.60	44.13

Table 2. VMR result on Charades-STA novel-word*. “Word” denotes the collection of a word instead of a whole sentence from the target domain. “TAV” denotes data generated with their method [49].

of this model, we first show comparative validation of our model on cross-domain VMR. We then show a comparative evaluation and analysis of our model against existing video diffusion models on video Action Editing.

4.1. Video Moment Retrieval

Datasets. For the evaluation of our generated videos, we use two VMR benchmarks: Charades-STA [10] and ActivityNet-Captions [21]. Charades-STA is built upon the Charades dataset [40] and Gao et al. [10] adapts it to VMR by collecting the query annotations. ActivityNet-Captions are collected for the dense video captioning task from ActivityNet [2]. To assess the effectiveness of our video editing method for unseen cross-domain applications, we employ the novel-word split introduced by VISA [24], where the testing split contains novel words (concepts) which are not seen in the training split. For a more robust evaluation, we exclusively consider novel words that appear in multiple sentences. For each novel word, we only select one sentence for video generation and disregard its corresponding

Method	Charades-STA		ActivityNet-Captions	
	0.5	0.7	0.5	0.7
No	46.64	27.90	32.05	15.57
All	43.58	23.01	29.23	15.83
R_1	41.34	25.46	30.95	15.03
R_2	46.03	25.87	28.75	15.15
R_3	48.07	22.81	29.87	13.87
Ours	51.53	33.60	29.15	13.39

Table 3. VMR results on novel-word* with model VDI [30]. “No” denotes no use of generated data for training. “All” denotes the use of all the generated data. “ R_1 ”-“ R_3 ” denotes a random sampling of a subset for training with different random seed. “Ours” denotes the hybrid selection.

video. The remaining sentences containing the same novel word are put into a separate testing split referred to as “novel word*”. As a result, we collected 50 sentences out of 703 queries for Charades-STA and 43 sentences out of the 3944 queries for ActivityNet. We evaluate our performance on both novel-word testing split and novel-word* split.

Implementational Details. Given a target sentence, we generate 100 and 200 videos for Charades-STA and ActivityNet, resulting in a total of 5000 and 8600 generated videos respectively. For quantitative selection, we use CLIP [36] to compute the prompt fidelity and DINO [4] for the structure fidelity. We set k to 500 and 1500 respectively for the two datasets. For qualitative selection, we set l to be 100 and 300 respectively for the two datasets. For VMR evaluation, we select the SOTA methods MMN [47] and VDI [30] as our baseline, and we adopt “R@n, IoU = μ ” and “mIoU” as the evaluation metrics for fair comparison.

Method	CLIP-E	DINO	H-Score
ActivityNet-Captions	0.282	0.397	0.329
Charades-STA	0.263	0.568	0.359

Table 4. Quantitative results using CLIP similarities between the generated frame and the prompt (CLIP-E), DINO similarity between the generated frame and the source frame (DINO). H-Score denotes their harmonic score.

4.1.1 Comparison

To demonstrate our superior cross-domain application, we apply our generated data and the hybrid selection strategy with existing SOTA methods, and we report the performance under the standard novel-word testing split [24]. As shown in Table 1, with a collection of 50 out of 703 sentences, we improve the performance for Charades-STA on both MMN [47] and VDI [30]. To further evaluate the effectiveness of our generated data, we show performance on novel-word* split in Table 2. novel-word* is a subset of the novel-word testing split, consisting only of sentences that share novel-word overlaps with the sentences sampled for generation.

We also observe the performance degradation on ActivityNet. For video editing, it is important to control the editing process for plausible results with a selection of prompts. To explore their influence in VMR, we report performance under random selections with different seeds. One can see from Table 3, that a random selection of videos with different quality will impact the performance of Charades-STA, denoting the importance of the generation quality to VMR. However, we fail to generate beneficial data for ActivityNet. We argue most of the queries in ActivityNet are complex actions, a combination of multiple simple actions (single verb), while video editing heavily relies on image-based video diffusion models, which is sub-optimal to understand complex temporal relationships. The generation of implausible noises will negatively impact the model learning on the ActivityNet dataset. The overall quality of all the generated moments is summarised in Table 4. It is evident that the model tends to generate content that aligns well with the editing prompt (CLIP-E) but struggles to maintain the video structure (DINO) on ActivityNet. Training with such data does not effectively instruct VMR to discriminate sentence-only differences between the moments. Instead, it might train VMR to align the text with trivial factors, such as certain visual noises, leading to an inferior VMR performance on the ActivityNet dataset.

4.1.2 Ablation Study

In this study, we ablate our designed module on Charades-STA novel-word* split. We start with the ablation on the quantitative selection S_{Quan} and their selected number of

S_{Quan}	k	S_{Qual}	l	0.5	0.7	mIoU
\times	1500	\times	-	45.14	24.71	40.23
\checkmark	1500	\times	-	47.05	25.46	41.56
	1000			44.81	24.03	40.11
	500			47.86	31.57	42.59
	100			49.29	31.70	43.27
\checkmark	500	\checkmark	200	48.27	30.14	42.01
			100	51.53	33.60	44.13
			50	46.84	29.33	41.62

Table 5. Ablation of the hybrid selection. S_{Quan} and k denotes the quantitative selection and its selecting numbers. S_{Qual} denotes VMR model qualitative selection with a number of l . $S_{\text{Quan}} = \times$ denotes a random sampling strategy. $S_{\text{Qual}} = \times$ denotes VMR qualitative selection is not applied and we use all the samples selected by S_{Quan} .

Location	0.5	0.7	mIoU
Replace	51.53	33.60	44.13
Inject	47.86	30.96	42.43

Table 6. Ablation on location to put the generated moment. “Replace” denotes the generated moment is used to replace the source moment. “Inject” indicates the generated moment is inserted into the neighbouring location of the source moment.

videos k . As one can see from Table 5, the quantitative selection is beneficial in selecting better quality moments and shows better performance than random selection. Then we select k to be 500 and apply the qualitative selection to select what to add to the training data, denoted as S_{Qual} in Table 5. We also ablate on the location of the generated moment in Table 6. We observe that it is better to use the generated moment to replace the source moment to generate a new video, instead of injecting it into the neighbouring location of the source moment.

4.2. Action Editing

In this subsection, we compare our instance-preserving video diffusion models with concurrent methods in action editing. We collect baseline from: video object editing [49], plug-and-play video decoding [28, 35] and subject-driven video generation method [32]. We collected a 10-video human-centred action dataset, combining videos from Charades-STA [10] and videos in the wild. We use their annotations as the source prompt, and we design the target prompt to edit the actions. We compare with baselines on both qualitative and quantitative evaluation.

Qualitative Evaluation. For qualitative evaluation, we focus on 4 videos to compare with baselines. As one can see in Fig. 4, previous methods either fail to maintain the instance specifics [28, 49] or they result in inaccurate token-

²Please refer to supplementary for full visualization on all 10 videos.

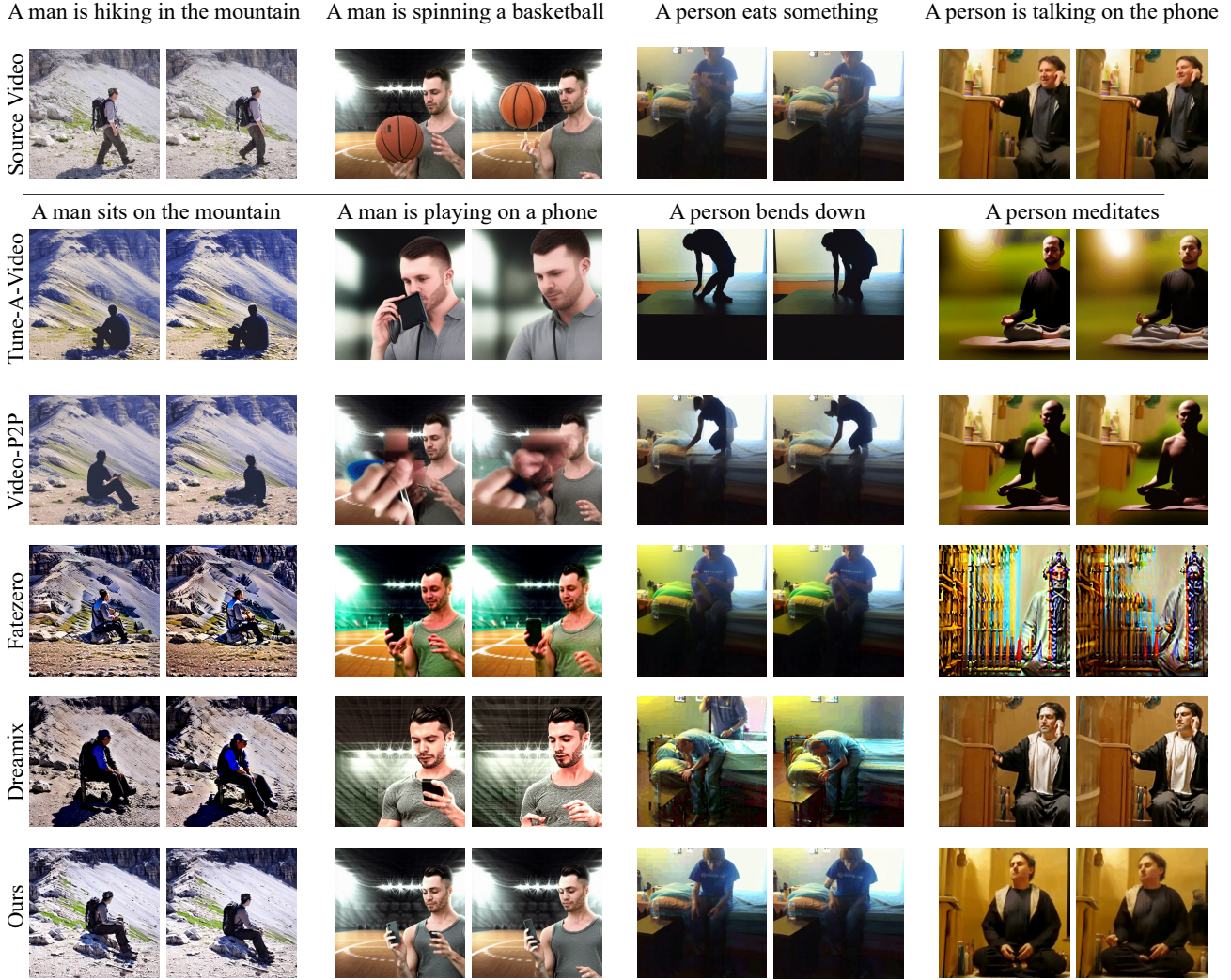


Figure 4. Qualitative comparison. The presented samples are selected from the first and last frame of the video ².

subject alignment and potential overfitting to the original actions [32]. In contrast, our method produces videos that more effectively preserve the instance appearance as well as generalising to new actions.

Quantitative Evaluation. For quantitative evaluation, we evaluate the result using prompt fidelity and structure fidelity discussed in Sec. 3.3. As shown in Table 7, even though Tune-A-Video [49] show superior performance in prompt fidelity, they fail to maintain the video structure. While other methods [32, 35] show high structure scores but are still inferior in prompt fidelity, it is likely they overfit the original video and ignore the editing prompt. Our method demonstrates the best results in a harmonic score that assesses the combined impact of both metrics.

Method	CLIP-E	DINO	H-Score
Tuen-A-Video [49]	0.2910	0.4939	0.3641
Video-P2P [28]	0.2895	0.5802	0.3862
Fatezero [35]	0.2621	0.7061	0.3822
Dreamix [32]	0.2672	0.6826	0.3841
Ours	0.2722	0.7086	0.3933

Table 7. Quantitative comparison. CLIP-E, DINO and H-Score denote the same with Table 4.

5. Discussion and Limitations

In this work, we address unseen cross-domain video moment retrieval (VMR) by formulating an accessible approach to learn a target domain by only collecting sentences without seeing any videos. We build a baseline by editing source videos automatically controlled by target sentences

to simulate target domain training data. To control the generation process and select beneficial data for VMR training, we formulate an instance-preserving video diffusion model and hybrid data selection strategy. We investigate the impact of automatically controlled generation on VMR videos without human interactions in the generation process, emphasising our method’s ability to effectively control data generation for Charades-STA with simple actions. However, it is worth noting that image-based video editing models still face limitations when handling complex actions.

References

- [1] Andreas Blattmann, Robin Rombach, Huan Ling, Tim Dockhorn, Seung Wook Kim, Sanja Fidler, and Karsten Kreis. Align your latents: High-resolution video synthesis with latent diffusion models. In *Proceedings of the IEEE/CVF Conference on Computer Vision and Pattern Recognition*, pages 22563–22575, 2023. 3
- [2] Fabian Caba Heilbron, Victor Escorcia, Bernard Ghanem, and Juan Carlos Niebles. Activitynet: A large-scale video benchmark for human activity understanding. In *CVPR*, pages 961–970, 2015. 6
- [3] Weitong Cai, Jiabo Huang, and Shaogang Gong. Hybrid-learning video moment retrieval across multi-domain labels. 2022. 2, 6
- [4] Mathilde Caron, Hugo Touvron, Ishan Misra, Hervé Jégou, Julien Mairal, Piotr Bojanowski, and Armand Joulin. Emerging properties in self-supervised vision transformers. In *Proceedings of the IEEE/CVF international conference on computer vision*, pages 9650–9660, 2021. 6
- [5] Wenhao Chai, Xun Guo, Gaoang Wang, and Yan Lu. Stable-video: Text-driven consistency-aware diffusion video editing. In *Proceedings of the IEEE/CVF International Conference on Computer Vision*, pages 23040–23050, 2023. 3
- [6] Hong Chen, Yipeng Zhang, Xin Wang, Xuguang Duan, Yuwei Zhou, and Wenwu Zhu. Disenbooth: Disentangled parameter-efficient tuning for subject-driven text-to-image generation. *arXiv preprint arXiv:2305.03374*, 2023. 3
- [7] Paul Couairon, Clément Rambour, Jean-Emmanuel Haugeard, and Nicolas Thome. Videdit: Zero-shot and spatially aware text-driven video editing. *arXiv preprint arXiv:2306.08707*, 2023. 2
- [8] Xiang Fang, Daizong Liu, Pan Zhou, and Yuchong Hu. Multi-modal cross-domain alignment network for video moment retrieval. *IEEE Transactions on Multimedia*, 2022. 2, 6
- [9] Ruoyu Feng, Wenming Weng, Yanhui Wang, Yuhui Yuan, Jianmin Bao, Chong Luo, Zhibo Chen, and Baining Guo. Ccredit: Creative and controllable video editing via diffusion models. *arXiv preprint arXiv:2309.16496*, 2023. 2, 3
- [10] Jiyang Gao, Chen Sun, Zhenheng Yang, and Ram Nevatia. Tall: Temporal activity localization via language query. In *ICCV*, pages 5267–5275, 2017. 5, 6, 7
- [11] Michal Geyer, Omer Bar-Tal, Shai Bagon, and Tali Dekel. Tokenflow: Consistent diffusion features for consistent video editing. *arXiv preprint arXiv:2307.10373*, 2023. 3
- [12] Jiachang Hao, Haifeng Sun, Pengfei Ren, Jingyu Wang, Qi Qi, and Jianxin Liao. Can shuffling video benefit temporal bias problem: A novel training framework for temporal grounding. In *European Conference on Computer Vision*, pages 130–147. Springer, 2022. 1, 2
- [13] Yingqing He, Tianyu Yang, Yong Zhang, Ying Shan, and Qifeng Chen. Latent video diffusion models for high-fidelity video generation with arbitrary lengths. *arXiv preprint arXiv:2211.13221*, 2022. 3
- [14] Jonathan Ho, Ajay Jain, and Pieter Abbeel. Denoising diffusion probabilistic models. *Advances in neural information processing systems*, 33:6840–6851, 2020. 2
- [15] Wenyi Hong, Ming Ding, Wendi Zheng, Xinghan Liu, and Jie Tang. Cogvideo: Large-scale pretraining for text-to-video generation via transformers. *arXiv preprint arXiv:2205.15868*, 2022. 3
- [16] Jiahui Huang, Leonid Sigal, Kwang Moo Yi, Oliver Wang, and Joon-Young Lee. Inve: Interactive neural video editing. *arXiv preprint arXiv:2307.07663*, 2023. 2
- [17] Hyeonho Jeong and Jong Chul Ye. Ground-a-video: Zero-shot grounded video editing using text-to-image diffusion models. *arXiv preprint arXiv:2310.01107*, 2023. 3
- [18] Dahye Kim, Jungin Park, Jiyoung Lee, Seongheon Park, and Kwanghoon Sohn. Language-free training for zero-shot video grounding. In *Proceedings of the IEEE/CVF Winter Conference on Applications of Computer Vision*, pages 2539–2548, 2023. 2
- [19] Diederik P Kingma and Max Welling. Auto-encoding variational bayes. *arXiv preprint arXiv:1312.6114*, 2013. 4
- [20] Ranjay Krishna, Kenji Hata, Frederic Ren, Li Fei-Fei, and Juan Carlos Niebles. Dense-captioning events in videos. In *ICCV*, pages 706–715, 2017. 5
- [21] Ranjay Krishna, Kenji Hata, Frederic Ren, Li Fei-Fei, and Juan Carlos Niebles. Dense-captioning events in videos. In *ICCV*, pages 706–715, 2017. 6
- [22] Nupur Kumari, Bingliang Zhang, Richard Zhang, Eli Shechtman, and Jun-Yan Zhu. Multi-concept customization of text-to-image diffusion. In *Proceedings of the IEEE/CVF Conference on Computer Vision and Pattern Recognition*, pages 1931–1941, 2023. 3
- [23] Chuanhao Li, Zhen Li, Chenchen Jing, Yunde Jia, and Yuwei Wu. Exploring the effect of primitives for compositional generalization in vision-and-language. In *Proceedings of the IEEE/CVF Conference on Computer Vision and Pattern Recognition*, pages 19092–19101, 2023. 6
- [24] Juncheng Li, Junlin Xie, Long Qian, Linchao Zhu, Siliang Tang, Fei Wu, Yi Yang, Yueting Zhuang, and Xin Eric Wang. Compositional temporal grounding with structured variational cross-graph correspondence learning. In *CVPR*, pages 3032–3041, 2022. 1, 6, 7
- [25] Jun Hao Liew, Hanshu Yan, Jianfeng Zhang, Zhongcong Xu, and Jiashi Feng. Magicedit: High-fidelity and temporally coherent video editing. *arXiv preprint arXiv:2308.14749*, 2023. 3
- [26] Bingbin Liu, Serena Yeung, Edward Chou, De-An Huang, Li Fei-Fei, and Juan Carlos Niebles. Temporal modular networks for retrieving complex compositional activities in videos. In *ECCV*, pages 552–568, 2018. 6

- [27] Daizong Liu, Xiaoye Qu, Yinzhen Wang, Xing Di, Kai Zou, Yu Cheng, Zichuan Xu, and Pan Zhou. Unsupervised temporal video grounding with deep semantic clustering. In *Proceedings of the AAAI Conference on Artificial Intelligence*, pages 1683–1691, 2022. 3
- [28] Shaoteng Liu, Yuechen Zhang, Wenbo Li, Zhe Lin, and Jiaya Jia. Video-p2p: Video editing with cross-attention control. *arXiv preprint arXiv:2303.04761*, 2023. 2, 3, 4, 7, 8
- [29] Tianyi Lu, Xing Zhang, Jiaxi Gu, Hang Xu, Renjing Pei, Songcen Xu, and Zuxuan Wu. Fuse your latents: Video editing with multi-source latent diffusion models. *arXiv preprint arXiv:2310.16400*, 2023. 3
- [30] Dezhao Luo, Jiabo Huang, Shaogang Gong, Hailin Jin, and Yang Liu. Towards generalisable video moment retrieval: Visual-dynamic injection to image-text pre-training. In *CVPR*, pages 23045–23055, 2023. 2, 6, 7
- [31] Dezhao Luo, Jiabo Huang, Shaogang Gong, Hailin Jin, and Yang Liu. Zero-shot video moment retrieval from frozen vision-language models. *arXiv preprint arXiv:2309.00661*, 2023. 2
- [32] Eyal Molad, Eliahu Horwitz, Dani Valevski, Alex Rav Acha, Yossi Matias, Yael Pritch, Yaniv Leviathan, and Yedid Hoshen. Dreamix: Video diffusion models are general video editors. *arXiv preprint arXiv:2302.01329*, 2023. 2, 3, 4, 5, 7, 8
- [33] Jonghwan Mun, Minsu Cho, and Bohyung Han. Local-global video-text interactions for temporal grounding. In *CVPR*, pages 10810–10819, 2020. 6
- [34] Jinwoo Nam, Daechul Ahn, Dongyeop Kang, Seong Jong Ha, and Jonghyun Choi. Zero-shot natural language video localization. In *Proceedings of the IEEE/CVF International Conference on Computer Vision*, pages 1470–1479, 2021. 3
- [35] Chenyang Qi, Xiaodong Cun, Yong Zhang, Chenyang Lei, Xintao Wang, Ying Shan, and Qifeng Chen. Fatezero: Fusing attentions for zero-shot text-based video editing. *arXiv preprint arXiv:2303.09535*, 2023. 2, 3, 4, 7, 8
- [36] Alec Radford, Jong Wook Kim, Chris Hallacy, Aditya Ramesh, Gabriel Goh, Sandhini Agarwal, Girish Sastry, Amanda Askell, Pamela Mishkin, Jack Clark, et al. Learning transferable visual models from natural language supervision. In *International conference on machine learning*, pages 8748–8763. PMLR, 2021. 2, 3, 6
- [37] Robin Rombach, Andreas Blattmann, Dominik Lorenz, Patrick Esser, and Björn Ommer. High-resolution image synthesis with latent diffusion models, 2021. 3
- [38] Olaf Ronneberger, Philipp Fischer, and Thomas Brox. U-net: Convolutional networks for biomedical image segmentation. In *Medical Image Computing and Computer-Assisted Intervention–MICCAI 2015: 18th International Conference, Munich, Germany, October 5–9, 2015, Proceedings, Part III 18*, pages 234–241. Springer, 2015. 4
- [39] Nataniel Ruiz, Yuanzhen Li, Varun Jampani, Yael Pritch, Michael Rubinstein, and Kfir Aberman. Dreambooth: Fine tuning text-to-image diffusion models for subject-driven generation. In *Proceedings of the IEEE/CVF Conference on Computer Vision and Pattern Recognition*, pages 22500–22510, 2023. 2, 3, 4
- [40] Gunnar A Sigurdsson, Gül Varol, Xiaolong Wang, Ali Farhadi, Ivan Laptev, and Abhinav Gupta. Hollywood in homes: Crowdsourcing data collection for activity understanding. In *ECCV*, pages 510–526. Springer, 2016. 6
- [41] Uriel Singer, Adam Polyak, Thomas Hayes, Xi Yin, Jie An, Songyang Zhang, Qiyuan Hu, Harry Yang, Oron Ashual, Oran Gafni, et al. Make-a-video: Text-to-video generation without text-video data. *arXiv preprint arXiv:2209.14792*, 2022. 3
- [42] Jascha Sohl-Dickstein, Eric Weiss, Niru Maheswaranathan, and Surya Ganguli. Deep unsupervised learning using nonequilibrium thermodynamics. In *International conference on machine learning*, pages 2256–2265. PMLR, 2015. 4
- [43] Jiaming Song, Chenlin Meng, and Stefano Ermon. Denoising diffusion implicit models. *arXiv preprint arXiv:2010.02502*, 2020. 2, 4
- [44] Ashish Vaswani, Noam Shazeer, Niki Parmar, Jakob Uszkoreit, Llion Jones, Aidan N Gomez, Łukasz Kaiser, and Illia Polosukhin. Attention is all you need. *Advances in neural information processing systems*, 30, 2017. 2
- [45] Guolong Wang, Xun Wu, Zhaoyuan Liu, and Junchi Yan. Prompt-based zero-shot video moment retrieval. In *Proceedings of the 30th ACM International Conference on Multimedia*, pages 413–421, 2022. 2
- [46] Yi Wang, Kunchang Li, Yizhuo Li, Yinan He, Bingkun Huang, Zhiyu Zhao, Hongjie Zhang, Jilan Xu, Yi Liu, Zun Wang, et al. Internvideo: General video foundation models via generative and discriminative learning. *arXiv preprint arXiv:2212.03191*, 2022. 2, 3
- [47] Zhenzhi Wang, Limin Wang, Tao Wu, Tianhao Li, and Gangshan Wu. Negative sample matters: A renaissance of metric learning for temporal grounding. In *AAAI*, pages 2613–2623, 2022. 6, 7
- [48] Jie Wu, Guanbin Li, Si Liu, and Liang Lin. Tree-structured policy based progressive reinforcement learning for temporally language grounding in video. In *AAAI*, pages 12386–12393, 2020. 6
- [49] Jay Zhangjie Wu, Yixiao Ge, Xintao Wang, Stan Weixian Lei, Yuchao Gu, Yufei Shi, Wynne Hsu, Ying Shan, Xiaohu Qie, and Mike Zheng Shou. Tune-a-video: One-shot tuning of image diffusion models for text-to-video generation. In *Proceedings of the IEEE/CVF International Conference on Computer Vision*, pages 7623–7633, 2023. 2, 3, 4, 5, 6, 7, 8
- [50] Hanshu Yan, Jun Hao Liew, Long Mai, Shanchuan Lin, and Jiashi Feng. Magicprop: Diffusion-based video editing via motion-aware appearance propagation. *arXiv preprint arXiv:2309.00908*, 2023. 3
- [51] Shuai Yang, Yifan Zhou, Ziwei Liu, and Chen Change Loy. Rerender a video: Zero-shot text-guided video-to-video translation. *arXiv preprint arXiv:2306.07954*, 2023. 3
- [52] Hao Zhang, Aixin Sun, Wei Jing, and Joey Tianyi Zhou. Span-based localizing network for natural language video localization. In *Proceedings of the 58th annual meeting of the association for computational linguistics*, pages 6543–6554, Online, 2020. Association for Computational Linguistics. 6

- [53] Songyang Zhang, Houwen Peng, Jianlong Fu, and Jiebo Luo. Learning 2d temporal adjacent networks for moment localization with natural language. In *AAAI*, pages 12870–12877, 2020. 6
- [54] Yuyang Zhao, Enze Xie, Lanqing Hong, Zhenguo Li, and Gim Hee Lee. Make-a-protagonist: Generic video editing with an ensemble of experts. *arXiv preprint arXiv:2305.08850*, 2023. 3, 5