

CONSTRUCTING A FULLY HOMOMORPHIC ENCRYPTION SCHEME WITH THE YONEDA LEMMA

RÉMY TUYÉRAS

ABSTRACT. This paper redefines the foundations of asymmetric cryptography’s homomorphic cryptosystems through the application of the Yoneda Lemma. It explicitly illustrates that widely adopted systems, including ElGamal, RSA, Benaloh, Regev’s LWE, and NTRUEncrypt, directly derive from the principles of the Yoneda Lemma. This synthesis gives rise to a holistic homomorphic encryption framework named the Yoneda Encryption Scheme. Within this scheme, encryption is elucidated through the bijective maps of the Yoneda Lemma Isomorphism, and decryption seamlessly follows from the naturality of these maps. This unification suggests a conjecture for a unified model theory framework, providing a basis for reasoning about both homomorphic and fully homomorphic encryption (FHE) schemes. As a practical demonstration, the paper introduces an FHE scheme capable of processing arbitrary finite sequences of encrypted multiplications and additions without the need for additional tweaking techniques, such as squashing or bootstrapping. This not only underscores the practical implications of the proposed theoretical advancements but also introduces new possibilities for leveraging model theory and forcing techniques in cryptography to facilitate the design of FHE schemes.

1. INTRODUCTION

1.1. Short presentation. This work proposes the unification of various asymmetric homomorphic encryption schemes under a singular framework, establishing what we term the Yoneda Encryption Scheme. Beyond its role in consolidating disparate encryption methodologies, this scheme offers a versatile framework for comparing existing homomorphic encryption schemes and devising novel ones. This unified approach presents a promising avenue for constructing a comprehensive theory for fully homomorphic cryptography, addressing a critical gap in the field. Historically, the efficiency of fully homomorphic encryption schemes has been hindered by the complexity of their foundational theories, primarily relying on commutative group theory and attempting to reconcile properties from commutative ring theory (as noted in [1, 7, 22]).

To tackle the challenges associated with axiomatization, our theoretical framework draws inspiration from a category-theoretic variant of model theory known as limit sketch theory. We illustrate how assemblies of models within a given limit sketch can lead to the creation of novel encryption schemes. Importantly, these schemes offer cryptographers a guiding principle for designing cryptosystems that are not strictly reliant on commutative groups. By harnessing the expressive power of limit sketch theory, particularly in its domain of forcing techniques often articulated through reflective subcategories, we clarify how our overarching framework can incorporate these techniques to enforce specific properties within the underlying theory of a cryptosystem.

As a practical application, we introduce an unbounded fully homomorphic encryption scheme that operates within modules over rings of polynomials. This scheme represents an enhancement over prior FHE implementations as it exercises full control over noise accumulation during iterated operations. Throughout this paper, our goal is to establish the groundwork for integrating more sophisticated forcing techniques into cryptography, thereby unlocking novel avenues for designing efficient fully homomorphic encryption schemes.

1.2. Background. Homomorphic encryption (HE) is an encryption technique that converts a message m into a ciphertext c while maintaining specific arithmetic operations, notably multiplication and addition. This feature is particularly crucial for securing computations on untrusted servers. Fully homomorphic encryption (FHE) further extends this capability to encompass both addition and multiplication operations simultaneously. This advancement is significant as it enables the execution of logical operations such as AND and OR on encrypted data. Consequently, algorithms can be performed on untrusted remote servers

while the data remains securely encrypted. The applications of such encryption methods are diverse, often finding utility in machine learning computations and collaborative work conducted on cloud platforms (refer to [22, 8] for a comprehensive overview).

At a more formal level, HE explores encryption schemes that exhibit *malleability*, indicating the persistence of a given operation \square throughout the encryption-decryption process (Enc, Dec). This characteristic can be mathematically expressed for a generic operation \square as follows (refer to [1, 22]):

$$\text{Dec}(\text{Enc}(m_1)\square\text{Enc}(m_2)) = m_1\square m_2$$

To provide historical context for homomorphic encryption, extensive surveys, as cited in [22, 1], meticulously document its evolution over time. However, for the specific focus of this paper, our discussion will center on the fundamental background necessary to grasp the key concepts outlined in the current work.

HE schemes fall into three categories based on their proximity to the definition of a fully homomorphic encryption scheme: partially homomorphic (PHE), somewhat homomorphic (SWHE), or fully homomorphic (FHE) schemes. The pursuit of FHE schemes, considered the pinnacle of cryptographic achievement, reached its culmination with Gentry’s groundbreaking work in 2009 [14]. Following this pivotal breakthrough, the field of FHE schemes underwent four distinct *generations* of refinement [28, 5, 15, 6]. This transformative evolution was essentially propelled by the introduction of a technique known as *bootstrapping* by Gentry.

To elucidate the concept of bootstrapping, let us consider an encryption scheme comprising an encryption algorithm $\text{Enc} : K_0 \times M \rightarrow C$ and a decryption algorithm $\text{Dec} : K_1 \times C \rightarrow M$. Recall that the encryption-decryption protocol yields the relations $\text{Enc}(k^0, m) = c$ and $\text{Dec}(k^1, c) = m$ for a public key k^0 and a private key k^1 . In the context of Gentry’s framework, we also desire an encryption algorithm Enc to satisfy the following equation for a given set S of pairs (\square_C, \square_E) of algebraic operations:

$$\text{Enc}(k^0, m_1)\square_C\text{Enc}(k^0, m_2) = \text{Enc}(k^0, m_1\square_E m_2)$$

However, in practice, for the encryption Enc to be secure, it is imperative to introduce a controlled amount of noise r into the mappings of the encryption Enc . As a result, utilizing operations on encrypted data usually results in the accumulation of more noise within the encryption process such that a long algebraic operation

$$F(\text{Enc}(k^0, m_1), \dots, \text{Enc}(k^0, m_n))$$

may not be of the form $\text{Enc}(k^0, F(m_1, \dots, m_n))$. To achieve full homomorphic functionality, the accumulated noise must be eradicated through the decryption of data. However, decrypting this data directly on the remote server poses a significant security risk, exposing sensitive information to untrusted third parties. Gentry’s ingenious insight was to recognize that the decryption algorithm Dec could be expressed as an arithmetic operation \square_{Dec} , formed by combinations of operations from the set S .

This led to the concept that encrypted data could be shielded by an additional layer of encryption, provided by a key pair (q^0, q^1) . This pair would be utilized to encrypt the private key k^1 for secure transmission to the server. Consequently, a sequence of operations F operating on encrypted data could be “refreshed” through an initial encryption using the key q^0 . In practical terms, the server would only need to compute the following operation on encrypted information to obtain a freshly encrypted result:

$$\begin{aligned} & \text{Enc}(q^0, k^1)\square_{\text{Dec}}\text{Enc}(q^0, F(\text{Enc}(k^0, m_1), \dots, \text{Enc}(k^0, m_n))) \\ &= \text{Enc}(q^0, k^1\square_{\text{Dec}}F(\text{Enc}(k^0, m_1), \dots, \text{Enc}(k^0, m_n))) \\ &= \text{Enc}(q^0, k^1\square_{\text{Dec}}\text{Enc}(k^0, F(m_1, \dots, m_n))) \\ &= \text{Enc}(q^0, F(m_1, \dots, m_n)) \end{aligned}$$

All previously published FHE schemes have incorporated bootstrapping techniques. While these techniques enable the attainment of FHE, they also impose significant computational burdens on these schemes.

This paper introduces a novel framework that achieves FHE without relying on Gentry’s bootstrapping technique. The framework is derived from the Yoneda Lemma [19], which not only provides a new foundation for FHE but also formalizes the fundamental intuitions that have led to the development of bootstrapping techniques.

In particular, the Yoneda Lemma establishes a profound connection between theory and models, resembling Gentry’s proposition that the operation Dec should be *realizable* within the model used for encrypting messages. While we apply the Yoneda Lemma at a practical level, this paper posits that many concepts and techniques commonly used in homomorphic encryption find their foundation in model theory, category theory, and, ultimately, forcing techniques.

1.3. Motivation and roadmap. In essence, the Yonedian formalism serves as a fundamental tool for distinguishing intrinsic elements of a cryptosystem from those introduced through external concepts. Concepts forced into the cryptosystem, which do not align with the underlying theory, often hinder the emergence of homomorphic properties. Once established, the Yonedian formalism becomes instrumental in deriving desired equations and relations that can be realized within the underlying theory. This mirrors Gentry’s approach, where the decryption algorithm is implemented within the algebraic structure associated with the space of ciphertexts. Thus, by systematically deconstructing the process of imposing specific properties on a theory, we enable the deduction of appropriate homomorphic properties.

In the context of this paper, the Yonedian formalism significantly enhances our comprehension of homomorphic properties within polynomial rings. Through the lens of a category-theoretic formalism, we have identified a suitable theory for post-quantum homomorphic encryption schemes. Notably, this formalism emphasizes the importance of viewing rings of polynomials as $\mathbb{Z}[X]$ -modules, elucidating the relationships between the module and its corresponding ring $\mathbb{Z}[X]$, as well as the action of the “free” commutative group on both the ring and the module. This clarification has led us to identify a binary operation (Definition 4.13) based on 3-tensors in \mathbb{Z} , from which a fully homomorphic encryption scheme naturally follows (Section 4.1).

The paper is structured into three main sections. In the initial section (2), our aim is to provide or review the necessary category-theoretical background essential for comprehending the paper. While we shall not delve into all formal calculations, our objective is to establish a comprehensive bridge between readers with diverse backgrounds, whether in category theory or cryptography. Within this first section, we revisit fundamental concepts such as limits, cones, universal cones, limit sketches, and various versions of the Yoneda Lemma.

The first version, articulated in Theorem 2.11, reinstates the conventional statement applicable to categories of functors. The second version, presented in Theorem 2.12, slightly extends the first version by incorporating colimits, making it more applicable to a broader spectrum of cryptosystems. The third and final version, outlined in Theorem 2.15, generalizes the Yoneda Lemma to reflective subcategories. Although not a novel result, this version is less frequently mentioned in the existing literature.

Throughout section 2.4 and section 2.5, we delve into various applications of the Yoneda Lemma across different categories, preparing the reader for the calculatory considerations employed in the subsequent sections.

Following this preliminary section, section 3 introduces the general formalism of the paper, referred to as the Yoneda Encryption Scheme (Section 3.1). This encryption scheme serves as the foundation for describing and categorizing common cryptosystems, including ElGamal (Section 3.2), RSA (Section 3.3), Benaloh (Section 3.4), NTRU (Section 3.5), and LWE (Section 3.6). The intention is not only theoretical but also practical, providing readers with a hands-on exercise in identifying scenarios where each facet of the Yoneda Encryption Scheme can be effectively applied.

Lastly, in section 4, we leverage the insights gained from the diverse applications of the Yoneda Encryption Scheme (discussed in section 3) to establish a theoretical foundation for a fully homomorphic encryption system. This system is named the Arithmetic Channel Encryption Scheme (ACES). We define this scheme

using the Yoneda formalism in section 4.1. Subsequently, in section 4.2, we employ a slightly more general formalism to show that ACES is fully homomorphic (refer to Theorem 4.19 and Proposition 4.17).

To conclude, our central contribution extends beyond providing a comprehensive theory for homomorphic encryption (HE) schemes. Notably, our key result asserts that ACES achieves non-leveled full homomorphism without relying on bootstrapping techniques. For those interested in exploring the practical implications of our findings, we have developed a user-friendly Python package supporting this theoretical paper, accessible on the following GitHub page: <https://github.com/remytuyeras/aces>.

2. PREPARATION

2.1. Conventions. We assume the reader's familiarity with fundamental concepts of category theory, including categories, functors, and natural transformations, among other classical definitions. For a comprehensive introduction to these concepts, we recommend consulting [19]. This section serves not only to recap less obvious concepts but also to establish the notations and conventions consistently employed throughout the paper.

Convention 2.1 (Homsets and small categories). For every category \mathcal{C} , and every pair (X, Y) of objects in \mathcal{C} , we will denote as $\mathcal{C}(X, Y)$ the set of arrows from X to Y . Every set of arrows of the form $\mathcal{C}(X, Y)$ will be referred to as a *homset*. We will say that \mathcal{C} is *small* if the class of objects of \mathcal{C} is a proper set (as opposed to a class). For every category \mathcal{C} and every object X , we will denote as id_X the identity arrow $X \rightarrow X$ in \mathcal{C} .

Convention 2.2 (Opposite category). For every category \mathcal{C} , we will denote as \mathcal{C}^{op} the category whose objects are those of \mathcal{C} and whose arrows from a given object X to a given object Y are the elements of the homsets $\mathcal{C}(Y, X)$. The composition of \mathcal{C}^{op} is the one directly inherited from \mathcal{C} .

Convention 2.3 (Opposite functors). The opposite operation on categories extends to functors as follows: For every pair $(\mathcal{C}, \mathcal{D})$ of categories and every functor $F : \mathcal{C} \rightarrow \mathcal{D}$, we denote as $F^{\text{op}} : \mathcal{C}^{\text{op}} \rightarrow \mathcal{D}^{\text{op}}$ the obvious functor that sends an arrow $f : Y \rightarrow X$ in \mathcal{C}^{op} to the arrow $F(f) : F(Y) \rightarrow F(X)$ in \mathcal{D}^{op} .

Convention 2.4 (Sets). We denote as **Set** the category of sets and functions. For every non-negative integer n , we will denote as $[n]$ the set of integers from 1 to n . If n is zero, then the set $[n]$ is the empty set.

Convention 2.5 (Functors). For every pair $(\mathcal{C}, \mathcal{D})$ of categories, we will denote as $[\mathcal{C}, \mathcal{D}]$ the category whose objects are functors $\mathcal{C} \rightarrow \mathcal{D}$ and whose arrows are the natural transformations between functors $\mathcal{C} \rightarrow \mathcal{D}$.

Definition 2.6 (Constant functor). Let A be a small category. For every category \mathcal{C} , we will denote as Δ_A the functor $\mathcal{C} \rightarrow [A, \mathcal{C}]$ the obvious functor that sends an object X in \mathcal{C} to the constant function $A \rightarrow \mathbf{1} \rightarrow \mathcal{C}$ that maps every object a in A to the object X in \mathcal{C} . For every object X in \mathcal{C} , the functor $\Delta_A(X)$ sends arrows in A to identities on X . For every arrow $f : X \rightarrow Y$ in \mathcal{C} , the natural map $\Delta_A(f)$ are given by copies of the arrow $f : X \rightarrow Y$ for each object a in A .

Definition 2.7 (Limits and colimits). Let A be a small category and \mathcal{C} be a category. The category \mathcal{C} will be said to have *limits over A* if the functor $\Delta_A : \mathcal{C} \rightarrow [A, \mathcal{C}]$ is equipped with a right adjoint $\lim_A : [A, \mathcal{C}] \rightarrow \mathcal{C}$. This means that for every object X in \mathcal{C} and every functor $F : A \rightarrow \mathcal{C}$, the category \mathcal{C} is equipped with a natural isomorphism as follows:

$$(2.1) \quad [A, \mathcal{C}](\Delta_A(X), F) \cong \mathcal{C}(X, \lim_A(F))$$

Conversely, the category \mathcal{C} will be said to have *colimits over A* if the functor $\Delta_A : \mathcal{C} \rightarrow [A, \mathcal{C}]$ is equipped with a left adjoint $\text{col}_A : [A, \mathcal{C}] \rightarrow \mathcal{C}$. This means that for every object X in \mathcal{C} and every functor $F : A \rightarrow \mathcal{C}$, the category \mathcal{C} is equipped with a natural isomorphism as follows:

$$(2.2) \quad [A, \mathcal{C}](F, \Delta_A(X)) \cong \mathcal{C}(\text{col}_A(F), X)$$

Example 2.8 (Sets). The category **Sets** has limits and colimits over all small categories. As a result, we can show (see [19]) that for every small category $[T, \mathbf{Set}]$ has limits and colimits over all small categories (take these limits and colimits to be the pointwise limits and colimits).

It follows from a straightforward reformulation of the definition of limits and colimits in **Set** and that of natural transformations that the following isomorphism always exist.

Proposition 2.9. *Let A be a small category and \mathcal{C} be a category. If \mathcal{C} has limits over A , then there is a natural isomorphism (in X and $F : A \rightarrow \mathcal{C}$), where the rightmost limit is defined on the functorial mapping $a \mapsto \mathcal{C}(X, F(a))$*

$$\mathcal{C}(X, \lim_A(F)) \cong \lim_A(\mathcal{C}(X, F(-)))$$

Similarly, if \mathcal{C} has colimits over A , then there is a natural isomorphism (in X and $F : A \rightarrow \mathcal{C}$), where the rightmost limit is defined on the functorial mapping $a \mapsto \mathcal{C}(F(a), X)$

$$\mathcal{C}(\text{col}_A(F), X) \cong \lim_{A^{\text{op}}}(\mathcal{C}(F^{\text{op}}(-), X))$$

Proof. The isomorphisms of the statement follow from the isomorphisms given in Definition 2.7 and the straightforward correspondences given by the following isomorphisms.

$$\begin{array}{ccc} [A, \mathcal{C}](\Delta_A(X), F) & \rightarrow & \lim_A(\mathcal{C}(X, F)) \\ (f_a : X \rightarrow F(a))_a & \mapsto & (f_a : X \rightarrow F(a))_a \end{array} \quad \text{and} \quad \begin{array}{ccc} [A, \mathcal{C}](F, \Delta_A(X)) & \rightarrow & \lim_A(\mathcal{C}(F, X)) \\ (f_a : F(a) \rightarrow X)_a & \mapsto & (f_a : F(a) \rightarrow X)_a \end{array}$$

As can be seen through the previous mappings, an element of $[A, \mathcal{C}](\Delta_A(X), F)$ or $[A, \mathcal{C}](F, \Delta_A(X))$ can be interpreted as a tuple in the limit $\lim_A(\mathcal{C}(X, F))$ or $\lim_A(\mathcal{C}(F, X))$, respectively. \square

Definition 2.10 (Full and faithful). Let \mathcal{C} and \mathcal{D} be two categories.

- 1) A functor $F : \mathcal{C} \rightarrow \mathcal{D}$ is said to be *full* if for every pair (X, Y) of objects in \mathcal{C} , the functor F induces a surjective map $\mathcal{C}(X, Y) \rightarrow \mathcal{D}(F(X), F(Y))$;
- 2) A functor $F : \mathcal{C} \rightarrow \mathcal{D}$ is said to be *faithful* if for every pair (X, Y) of objects in \mathcal{C} , the functor F induces an injective map $\mathcal{C}(X, Y) \rightarrow \mathcal{D}(F(X), F(Y))$.

2.2. Yoneda lemma for functors. Consider a small category T . Recall that the homsets of T induce a functor $T^{\text{op}} \rightarrow [T, \mathbf{Set}]$ through the nested mapping rules $Y : a \mapsto (b \mapsto T(a, b))$ (see [19]). Intuitively, this functor serves as an embedding of the “theory” into the category $[T, \mathbf{Set}]$, which represents the set of models for the theory T . For each object a in \mathcal{C} , the functor $Y(a) : T \mapsto \mathbf{Set}$ is said to be *representable*, as it is represented by the object a in the small category T .

Theorem 2.11 (Yoneda Lemma). *For every object a in T and every functor $F : T \mapsto \mathbf{Set}$, there is a function*

$$\varphi_{a,F} : [T, \mathbf{Set}](Y(a), F) \mapsto F(a),$$

natural in a and F , that maps a natural transformation $\theta : Y(a) \Rightarrow F$ to the element $\theta(\text{id}_a) \in F(a)$, where id_a denotes the identity arrow in the homset $T(a, a)$. The function $\varphi_{a,F}$ is a bijection whose inverse is defined by the function

$$F(a) \mapsto [T, \mathbf{Set}](Y(a), F)$$

that maps an element $x \in F(a)$ to the natural transformation $Y(a) \Rightarrow F$ that sends, for every object b in T , an arrow $f \in T(a, b)$ to the element $F(f)(x) \in F(b)$.

Proof. The statement given above can be proven through a straightforward verification. The reader can learn more about the Yoneda Lemma in [19]. \square

By taking the functor F , in the statement of Theorem 2.11, to be another representable functor, say $Y(b)$ for some object b in T , we can show that the functor $Y : T^{\text{op}} \rightarrow [T, \mathbf{Set}]$ is *fully faithful* (see [19] for instance). It follows from this property that, for every small category I and every functor $G : I \rightarrow [T, \mathbf{Set}]$, if the image $G(i)$ is a representable functor of the form $Y(a_i)$, then the mapping $i \mapsto a_i$ induces a functor

$H_G : I \rightarrow T^{\text{op}}$ such that the following diagram commutes.

$$\begin{array}{ccc} I & \xrightarrow{H_G} & T^{\text{op}} \\ & \searrow G & \downarrow Y \\ & & [T, \mathbf{Set}] \end{array}$$

Below, we use the universal property of colimits to generalize the Yoneda Lemma to colimits of representable functors. In this respect, let I be a small category. Since $[T, \mathbf{Set}]$ has colimits over I (Example 2.8), for every functor $H : I \rightarrow T^{\text{op}}$, the colimit $\text{col}_I(Y \circ H)$ of the composite functor $Y \circ H : I \rightarrow \mathcal{C}$ is well-defined.

Theorem 2.12 (Yoneda Lemma). *Take I and $H : I \rightarrow T^{\text{op}}$ as defined above. For every functor $F : T \mapsto \mathbf{Set}$, there is a bijection*

$$\varphi_{H,F} : [T, \mathbf{Set}](\text{col}_I(Y \circ H), F) \mapsto \lim_{I^{\text{op}}}(F \circ H^{\text{op}}),$$

natural in the variables H and F over the categories $[I, T^{\text{op}}]$ and $[T, \mathbf{set}]$,

Proof. The proof results from the composition of the natural isomorphisms given by the Yoneda Lemma (Theorem 2.11) and that given in Proposition 2.9. Specifically, we obtain the natural isomorphism of the statement from the following sequence of isomorphisms:

$$\begin{aligned} [T, \mathbf{Set}](\text{col}_I(Y \circ H), F) &\cong \lim_{I^{\text{op}}}([T, \mathbf{Set}](Y \circ H^{\text{op}}(-), F)) && \text{(Proposition 2.9)} \\ &\cong \lim_{I^{\text{op}}}(F \circ H^{\text{op}}) && \text{(Yoneda Lemma)} \end{aligned}$$

The composition of the two natural isomorphisms provides the natural isomorphism $\varphi_{H,F}$. \square

2.3. Yoneda lemma for models of theories. This section extends section 2.2 to reflective subcategories of functor categories. In practice, these subcategories will correspond to categories whose objects are limit-preserving functors.

Definition 2.13 (Reflective subcategory). Let T be a small category. We will say that a category \mathcal{L} is a reflective subcategory of $[T, \mathbf{Set}]$ if it is equipped with a full inclusion functor $U : \mathcal{L} \hookrightarrow [T, \mathbf{Set}]$ such that the functor U has a left adjoint $L : [T, \mathbf{Set}] \rightarrow \mathcal{L}$.

Proposition 2.14 (Colimits). *Let T be a small category and let $U : \mathcal{L} \hookrightarrow [T, \mathbf{Set}]$ be a reflective subcategory whose left adjoint is denoted as L . The category \mathcal{L} has colimits, which are the images of the colimits of $[T, \mathbf{Set}]$ via the functor $L : [T, \mathbf{Set}] \rightarrow \mathcal{L}$.*

Proof. The proof directly follows from the well-known property that left adjoints preserve colimits (see [19]). Specifically, the statement follows from the following isomorphisms, where I is a small category, X is an object in \mathcal{L} and F is a functor $I \rightarrow \mathcal{L}$.

$$\begin{aligned} [I, \mathcal{L}](F, \Delta_A(X)) &\cong [I, [T, \mathbf{Set}]](U \circ F, \Delta_A(U(X))) && \text{(full subcategory)} \\ &\cong [T, \mathbf{Set}](\text{col}_I(U \circ F), U(X)) && \text{(colimits)} \\ &\cong \mathcal{L}(L(\text{col}_I(U \circ F)), X) && \text{(adjunction)} \end{aligned}$$

We conclude from the characterization of colimits given in Definition 2.7. \square

Theorem 2.15 (Yoneda Lemma). *Let I and T be small categories and let $H : I \rightarrow T^{\text{op}}$ be a functor. Let also $R : \mathcal{L} \hookrightarrow [T, \mathbf{Set}]$ denote a reflective subcategory with an adjoint $L : [T, \mathbf{Set}] \rightarrow \mathcal{L}$. For every functor $F : T \mapsto \mathbf{Set}$ in \mathcal{L} , there is a bijection*

$$\phi_{H,F} : \mathcal{L}(\text{col}_I(L \circ Y \circ H), F) \mapsto \lim_{I^{\text{op}}}(U(F) \circ H^{\text{op}}),$$

natural in the variables H and F over the categories $[I, T^{\text{op}}]$ and \mathcal{L} ,

Proof. The proof results from the composition of the natural isomorphisms given by the version of the Yoneda Lemma stated in Theorem 2.12 and that resulting from Definition 2.13. Specifically, we obtain the natural isomorphism of the statement from the following sequence of isomorphisms:

$$\begin{aligned}
 \mathcal{L}(\text{col}_I(L \circ Y \circ H), F) &\cong \mathcal{L}(L(\text{col}_I(U \circ L \circ Y \circ H)), F) && \text{(Proposition 2.14)} \\
 &\cong [T, \mathbf{Set}](\text{col}_I(U \circ L \circ Y \circ H), U(F)) && \text{(Definition 2.13)} \\
 &\cong [I, [T, \mathbf{Set}]](U \circ L \circ Y \circ H, \Delta_I(U(F))) && \text{(Isomorphism (2.2))} \\
 &\cong [I, \mathcal{L}](L \circ Y \circ H, \Delta_I(F)) && \text{(full subcategory)} \\
 &\cong [I, [T, \mathbf{Set}]](Y \circ H, \Delta_I(U(F))) && \text{(adjunction)} \\
 &\cong [T, \mathbf{Set}](\text{col}_I(Y \circ H), U(F)) && \text{(Isomorphism (2.2))} \\
 &\cong \lim_{I^{\text{op}}}(U(F) \circ H^{\text{op}}) && \text{(Theorem 2.12)}
 \end{aligned}$$

The composition of this sequence of natural isomorphisms provides the natural isomorphism $\phi_{H,F}$. \square

2.4. Limit sketches. This section defines a particular type of reflective subcategories whose structures will be used to construct cryptosystems or recover established ones.

Definition 2.16 (Cones). Let A be a small category and \mathcal{C} be a category. For every object X in \mathcal{C} and every functor $F : A \rightarrow \mathcal{C}$, we will refer to a natural transformation of the form $\Delta_A(X) \Rightarrow F$ as a *cone* above F . Suppose that \mathcal{C} has limits over A . Then, we will say that the cone $\Delta_A(X) \Rightarrow F$ is a *universal cone* (or a *limit cone*) if its image through Isomorphism (2.1) is an isomorphism of the form $X \rightarrow \lim_A(F)$ in \mathcal{C} .

Remark 2.17 (Universal cone). For every object F in $[A, \mathcal{C}]$, Isomorphism (2.1) allows us to easily construct a universal cone as the inverse image of the identity on $\lim_A(F)$ in \mathcal{C} , as shown below.

$$\begin{array}{ccc}
 [A, \mathcal{C}](\Delta_A(\lim_A(F)), F) &\cong & \mathcal{C}(\lim_A(F), \lim_A(F)) \\
 (\lim_A(F) \rightarrow F(a))_a &\longleftarrow & \text{id}_{\lim_A(F)}
 \end{array}$$

Each inverse image $\Delta_A(\lim_A(F)) \Rightarrow F$ obtained in this way describes a component of the unit $\Delta_A \circ \lim_A \Rightarrow \text{Id}$ for the adjunction $\Delta_A \vdash \lim_A$ referred to in Definition 2.7.

The following proposition can be used to verify that a given cone is universal.

Proposition 2.18 (Universal cones). *Let A be a small category and \mathcal{C} be a category. For every object X in \mathcal{C} and every functor $F : A \rightarrow \mathcal{C}$, a cone $\alpha : \Delta_A(X) \Rightarrow F$ is universal in \mathcal{C} if, and only if, for every cone $\beta : \Delta_A(Y) \Rightarrow F$ in \mathcal{C} , there exists a unique morphism $f : Y \rightarrow X$ such that the following diagram commutes in $[A, \mathcal{C}]$.*

$$\begin{array}{ccc}
 \Delta_A(X) &\xrightarrow{\alpha}& F \\
 \Delta_A(f) \uparrow \parallel &\nearrow \beta & \\
 \Delta_A(Y) &&
 \end{array}$$

Proof. Suppose that $\alpha : \Delta_A(X) \Rightarrow F$ is universal and let $a : X \rightarrow \lim_A(F)$ denote the corresponding isomorphism through Isomorphism (2.1) (Definition 2.16). If we let $\eta_F : \Delta_A(\lim_A(F)) \Rightarrow F$ denote the universal cone obtained using the identity on $\lim_A(F)$ (see Remark 2.17), then the naturality of Isomorphism (2.1) tells us that $\alpha = \eta_F \circ \Delta_A(a)$. Let now Y be an object in \mathcal{C} . Isomorphism (2.1) gives us the following sequence of isomorphisms.

$$\begin{aligned}
 [A, \mathcal{C}](Y, X) &\cong [A, \mathcal{C}](Y, \lim_A(F)) && \text{(use } a : X \rightarrow \lim_A(F)) \\
 &\cong [A, \mathcal{C}](\Delta_A(Y), F) && \text{(Isomorphism (2.1))}
 \end{aligned}$$

This means that, for every cone $\beta : \Delta_A(Y) \Rightarrow F$, we have an arrow $f : X \rightarrow Y$ for which the naturality of Isomorphism (2.1) implies that $\eta_F \circ \Delta_A(a \circ f) = \beta$. As a result, we have $\alpha \circ \Delta_A(f) = \beta$. The arrow

f is unique since the previous sequence of isomorphisms from $[A, \mathcal{C}](Y, X)$ to $[A, \mathcal{C}](\Delta_A(Y), F)$ states that $g \mapsto \alpha \circ \Delta_A(g)$ is a bijection.

Conversely, let us show that any cone $\alpha : \Delta_A(X) \Rightarrow F$ that satisfies the property stated in the statement is universal. First, because η_F is universal (Remark 2.17), the first part of this proof shows that there exists a (unique) morphism $f : \lim_A(F) \rightarrow X$ such that $\alpha = \eta_F \circ \Delta_A(f)$. It also follows from the property satisfied by α that there exists a (unique) morphism $f' : X \rightarrow \lim_A(F)$ such that $\eta_F = \alpha \circ \Delta_A(f')$. This gives us $\alpha = \alpha \circ \Delta_A(f' \circ f)$. By assumption on α , the arrow $f' \circ f$ is unique and is hence equal to the identity on $\lim_A(F)$. Similarly, since η_F is universal, we can show that $f \circ f' = \text{id}_X$ and hence f is an isomorphism. Given that $\alpha = \eta_F \circ \Delta_A(f)$, it follows from Definition 2.16 and the definition of η_F that α is universal. \square

In general, a full subcategory $L \hookrightarrow [T, \mathbf{Set}]$ whose objects are functors $T \rightarrow \mathbf{Set}$ that sends certain chosen cones in T to universal cones in \mathbf{Set} are reflective subcategories (see [13, 18, 2, 27]).

Definition 2.19 (Limit sketches). We will use the term *limit sketch* to refer to a small category T equipped with a subset of its cones. We define a *model* for a limit sketch T as a functor $T \mapsto \mathbf{Set}$ that sends the chosen cones of T to universal cones in \mathbf{Set} . For every limit sketch T , we will denote the category whose objects are models for T and whose arrows are all the natural transformations between them as $\mathbf{Mod}(T)$. This category will be referred to as the category of models for the limit sketch (also called the *theory*) T .

Remark 2.20. For every limit sketch T , the inclusion $\mathbf{Mod}(T) \hookrightarrow [T, \mathbf{Set}]$ defines a reflective subcategory. As a result, Theorem 2.15 holds.

Example 2.21 (Magmas). A *magma* consists of a set M and an operation $\star : M \times M \rightarrow M$. A morphism between two magmas (M_1, \star_1) and (M_2, \star_2) consists of a function $m : M_1 \rightarrow M_2$ such that the following diagram commutes.

$$\begin{array}{ccc} M_1 \times M_1 & \xrightarrow{m} & M_2 \times M_2 \\ \star_1 \downarrow & & \downarrow \star_2 \\ M_1 & \xrightarrow{m} & M_2 \end{array}$$

Let us now denote as T_{magma} the small category generated by the following graph.

$$\begin{array}{ccc} d_2 & \xrightarrow{f_1} & d_1 \\ f_2 \downarrow & & d_2 \xrightarrow{t} d_1 \\ d_1 & & \end{array}$$

If we equip T_{magma} with the cone $f_1, f_2 : d_2 \rightrightarrows d_1$, then for every functor $M : T_{\text{magma}} \rightarrow \mathbf{Set}$ in $\mathbf{Mod}(T_{\text{magma}})$, the universality of Cartesian products gives the following correspondence:

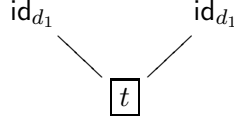
$$M(d_2) = M(d_1) \times M(d_1)$$

As a result, the category of models M in $\mathbf{Mod}(T_{\text{magma}})$ corresponds to the category of magmas and their morphisms, such that the magma operation is provided by function $M(t) : M(d_1) \times M(d_1) \rightarrow M(d_1)$.

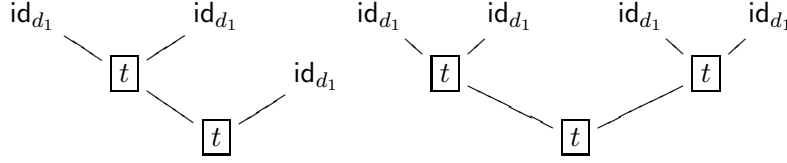
Remark 2.22 (Magma of binary trees). Recall that the Yoneda embedding provides a functor $Y(d_1) : T_{\text{magma}} \rightarrow \mathbf{Set}$. While this functor does not belong to the category $\mathbf{Mod}(T_{\text{magma}})$, its image $L \circ Y(d_1)$ via the functor $L : [T_{\text{magma}}, \mathbf{Set}] \rightarrow \mathbf{Mod}(T_{\text{magma}})$ does. The model $L \circ Y(d_1)$ can be recursively constructed from the images of the functor $Y(d_1)$ through a transfinite colimit (see [27]). Specifically, this transfinite construct *forces* the presence of missing elements into the model to turn the functor $Y(d_1)$ into a model for the "theory" T_{magma} .

To appreciate what the model $L \circ Y(d_1)$ looks like, let us identify the elements missing from the primary set of the functor $Y(d_1)$, specifically $Y(d_1)(d_1) = T_{\text{magma}}(d_1, d_1)$. According to the definition of the limit sketch T_{magma} , the sole arrow $d_1 \rightarrow d_1$ in $Y(d_1)(d_1)$ is the identity id_{d_1} . As a result, constructing the model

$L \circ Y(d_1)$ necessitates the formal multiplication of id_{d_1} with itself to be part of the primary set of the model. As outlined in [27], this element is encoded by the tuple $(\text{id}_{d_1}, \text{id}_{d_1}, t)$, visually represented as a tree:



Iterating this formal process of generating multiplications with previously generated elements reveals that the model $L \circ Y(d_1)$ can be conceptualized as the magma of binary trees with no linear branches (e.g., no consecutive one-branch forkings):



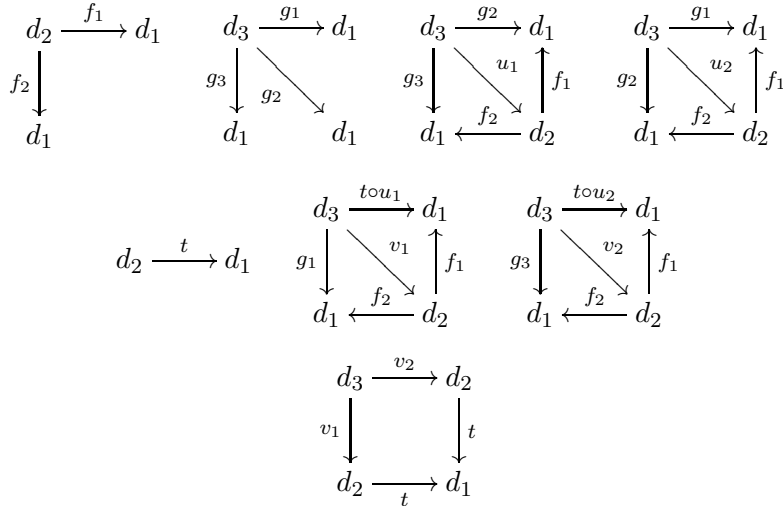
This magma $L \circ Y(d_1)$, which we denote as $\mathbb{T}\text{ree}$, can be used to capture elements in any magma M by utilizing the Yoneda Lemma (Theorem 2.15), as expressed below:

$$\mathbf{Mod}(T_{\text{magma}})(\mathbb{T}\text{ree}, M) \cong M$$

Example 2.23 (Semigroups). A *semigroup* consists of a magma (M, \star) whose operation is associative. This means that the magma operation must satisfy the following commutative diagram.

$$\begin{array}{ccc} M \times M \times M & \xrightarrow{\star \times \text{id}_M} & M \times M \\ \text{id}_M \times \star \downarrow & & \downarrow \star \\ M \times M & \xrightarrow{\star} & M \end{array}$$

We can define the small category T_{sgroup} as the small category generated by the following graph structure.



If we equip T_{sgroup} with the cone (f_1, f_2) and (g_1, g_2, g_3) , then for every functor $M : T_{\text{sgroup}} \rightarrow \mathbf{Set}$ in $\mathbf{Mod}(T_{\text{sgroup}})$, the universality of Cartesian products gives the following correspondences:

$$M(d_2) = M(d_1) \times M(d_1) \quad \text{and} \quad M(d_3) = M(d_1) \times M(d_1) \times M(d_1)$$

The universality of products also implies that we have the following equations:

$$M(v_1) = \text{id}_{M(d_1)} \times M(t) \quad \text{and} \quad M(v_2) = M(t) \times \text{id}_{M(d_1)}$$

As a result, the category of models M in $\mathbf{Mod}(T_{\text{sgroup}})$ corresponds to the category of semigroups and their morphisms, such that the semigroup operation is provided by function $M(t) : M(d_1) \times M(d_1) \rightarrow M(d_1)$.

Remark 2.24 (Semigroup of positive integers). In a manner akin to how we obtained a generative model for magmas in Remark 2.22, we can show that the semigroup encoded by the functor $L \circ Y(d_1) : T_{\text{sgroup}} \rightarrow \mathbf{Set}$ is isomorphic to the magma $\mathbb{T}\text{ree}$ under an associative multiplication. This can be interpreted as the semigroup defined by the set \mathbb{N}^+ of positive integers.

Example 2.25 (Monoids). A *monoid* is a semigroup (M, \star) equipped with a neural element for the semigroup operation. This means that it is equipped with a map $\mathbb{1} : \mathbf{1} \rightarrow M$ picking a distinguishing element in M (where $\mathbf{1}$ is a singleton) such that the following diagrams commute.

$$\begin{array}{ccccc} \mathbf{1} \times M & \xrightarrow{\mathbb{1} \times \text{id}_M} & M \times M & \xleftarrow{\text{id}_M \times \mathbb{1}} & M \times \mathbf{1} \\ & \searrow \text{pr}_2 & \downarrow \star & \swarrow \text{pr}_1 & \\ & & M & & \end{array}$$

Because a singleton such as $\mathbf{1}$ is a limit over the empty set, it is possible to define a limit sketch T_{monoid} such that the category $\mathbf{Mod}(T_{\text{monoid}})$ corresponds to the category of monoids and their morphisms.

Remark 2.26 (Monoid of non-negative integers). Taking d_1 to be the object of T_{monoid} representing the underlying set of the models in $\mathbf{Mod}(T_{\text{monoid}})$, we can show that the monoid generated by the model $L \circ Y(d_1) : T_{\text{monoid}} \rightarrow \mathbf{Set}$ is the set \mathbb{N} of non-negative integers.

Example 2.27 (Groups). A *group* is a monoid $(M, \star, \mathbb{1})$ equipped with an inverse operation $u : M \rightarrow M$ for the multiplication \star . This means that the following diagram must commute.

$$\begin{array}{ccccc} M \times M & \xrightarrow{u \times \text{id}_M} & M \times M & \xleftarrow{\text{id}_M \times u} & M \times M \\ \downarrow & & \downarrow \star & & \downarrow \\ \mathbf{1} & \xrightarrow{\mathbb{1}} & M & \xleftarrow{\mathbb{1}} & \mathbf{1} \end{array}$$

Similarly to what has been done so far with other examples of categories of models (Examples 2.21, 2.23, 2.25), we can show that there is a limit sketch T_{group} for which the category $\mathbf{Mod}(T_{\text{group}})$ corresponds to the category of groups and their morphisms.

Remark 2.28 (Group of integers). Taking d_1 to be the object of T_{group} representing the underlying set of the models in $\mathbf{Mod}(T_{\text{group}})$, we can show that the monoid generated by the model $L \circ Y(d_1) : T_{\text{group}} \rightarrow \mathbf{Set}$ is the set \mathbb{Z} of all integers.

Example 2.29 (Commutative structures). The theories defined in 2.21, 2.23, 2.25 and 2.27 can be extended to commutative structures by adding structural maps that recover the usual symmetry axiom shown below, where γ is the universal symmetry bijection.

$$\begin{array}{ccc} M \times M & \xrightarrow[\cong]{\gamma} & M \times M \\ \star \downarrow & & \downarrow \star \\ M & \xlongequal{\quad} & M \end{array}$$

Below, we will denote the resulting limit sketch for commutative groups as T_{cgroup} .

Remark 2.30 (Group of integers). Taking d_1 to be the object of T_{cgroup} representing the underlying set of the models in $\mathbf{Mod}(T_{\text{cgroup}})$, we can show that the commutative group generated by the model $L \circ Y(d_1)$ is the set \mathbb{Z} of all integers.

Convention 2.31 (Notation). For every positive integer n , we will denote as \mathbb{Z}_n the commutative group whose elements are given by the set $[n - 1]$ and whose group operation is given by the addition of integers modulo n , namely:

$$\begin{aligned} \mathbb{Z}_n \times \mathbb{Z}_n &\rightarrow \mathbb{Z}_n \\ (x, y) &\mapsto x + y \pmod{n} \end{aligned}$$

The inverse operation for this addition is the negation operation modulo n , namely $x \mapsto n - x$.

2.5. Modules. A central application of the Yoneda Lemma in our context involves leveraging the limit sketch of modules over a given ring. The aim of this section is to examine the algebraic properties associated with these objects and formulate key propositions that will be instrumental in transforming cryptosystems over polynomials into Yoneda encryption schemes. To define module structures, we will build upon the concepts introduced in the previous section as well as the definition of rings (Definition 2.32).

Definition 2.32 (Rings). A *ring* is defined as a set R equipped with:

- 1) a commutative group structure $(R, \oplus, \mathbf{0})$;
- 2) and a monoid structure $(R, \otimes, \mathbf{1})$,

such that the two diagrams shown below commute, where $\delta : R \rightarrow R \times R$ denotes the obvious diagonal morphism and $\gamma : R \times R \times R \times R \rightarrow R \times R \times R \times R$ denotes the symmetry $(a, b, c, d) \mapsto (a, c, b, d)$:

$$\begin{array}{ccc} R \times R \times R & \xrightarrow{\gamma \circ (\delta \times \text{id}_{(R \times R)})} & R \times R \times R \times R & \xrightarrow{\otimes \times \otimes} & R \times R & & R \times R \times R & \xrightarrow{\gamma \circ (\text{id}_{(R \times R)} \times \delta)} & R \times R \times R \times R & \xrightarrow{\otimes \times \otimes} & R \times R \\ \downarrow \text{id}_R \times \oplus & & & & \oplus \downarrow & & \downarrow \oplus \times \text{id}_R & & & & \oplus \downarrow \\ R \times R & \xrightarrow{\otimes} & R & & R & & R \times R & \xrightarrow{\otimes} & R & & R \end{array}$$

These diagrams enforce that the monoid multiplication \otimes is distributive with respect to the group addition \oplus . This means that the equations $a \otimes (b + c) = a \otimes b + a \otimes c$ and $(b + c) \otimes a = b \otimes a + c \otimes a$ hold for every triple (a, b, c) of elements in R .

Convention 2.33 (Limit sketches). In much the same fashion as we derived limit sketches for theories characterized by commutative diagrams in section 2.4, it is straightforward to show that rings and commutative rings are precisely described by models of two limit sketches, respectively.

Remark 2.34 (Yoneda objects). Let d_1 denote the object of T_{ring} that captures the underlying set of the models in $\text{Mod}(T_{\text{ring}})$. It follows from the distributivity axioms that the model $L \cdot Y(d_1) : T_{\text{ring}} \rightarrow \mathbf{Set}$ is the ring of integers given by $\mathbb{Z}[X]$.

Remark 2.35 (Morphisms). A morphism of rings is defined as a natural transformation between models in $\text{Mod}(T_{\text{ring}})$. The Yoneda Lemma (Theorem 2.15) gives the isomorphism:

$$\text{Mod}(T_{\text{ring}})(\mathbb{Z}[X], R) \cong R.$$

At a fundamental level, this isomorphism means that a morphism f of the form $\mathbb{Z}[X] \rightarrow R$ is characterized by an evaluation at a specific element $r \in R$. Indeed, since the ring R contains all integer representatives, which are derived from the unit $\mathbf{1}$, the underlying function defining f is then given by the mapping $p(X) \mapsto p(r)$ where $p(X)$ a polynomial over integers and $p(r)$ is its evaluation at $r \in R$.

We now leave the realm of rings and mostly uses the fact that every ring $(R, \oplus, \otimes, \mathbf{0}, \mathbf{1})$ provides an underlying commutative group $(R, \oplus, \mathbf{0})$.

Convention 2.36 (Powers). For every non-negative integer n and ring $(R, \oplus, \otimes, \mathbf{0}, \mathbf{1})$, we will denote the n -fold Cartesian product of R in $\mathbf{Mod}(T_{\text{cgroup}})$ as $R^{(n)}$. For a chosen limit structure on $\mathbf{Mod}(T_{\text{cgroup}})$, this commutative group is the limit $\lim_{[n]}(F)$ of the functor $F : [n] \rightarrow \mathbf{Mod}(T_{\text{cgroup}})$ picking out n copies of the commutative group $(R, \oplus, \mathbf{0})$. We can show that the underlying set for the resulting group structure is given by an n -fold Cartesian product of R in \mathbf{Set} , and the associated addition is a componentwise extension of the addition \oplus .

Convention 2.37 (From rings to limit sketches). For every ring $(R, \oplus, \otimes, \mathbf{0}, \mathbf{1})$, we will denote as T_R the small whose objects are non-negative integers and whose morphisms $n \rightarrow m$ are given by group morphisms

$$f = (f_1, \dots, f_m) : R^{(n)} \rightarrow R^{(m)}$$

such that, for every $k \in [m]$, the Cartesian component $f_k : R^{(n)} \rightarrow R$ satisfies the following equation in the ring $(R, \oplus, \otimes, \mathbf{0}, \mathbf{1})$ for every $(r_1, \dots, r_n) \in R^{(n)}$:

$$f_k(r_1, \dots, r_n) = f_k(\mathbf{1}, \mathbf{0}, \dots, \mathbf{0}) \otimes r_1 \oplus \dots \oplus f_k(\mathbf{0}, \dots, \mathbf{0}, \mathbf{1}) \otimes r_n$$

It is straightforward to verify that this notion of morphisms defines a category structure for T_R . Indeed, the morphism f defined above can be likened to a matrix product in R and since matrix products in R are associative, the composition of morphisms in T_R is also associative. In other words, the morphisms of T_R are linear maps of the form shown in (2.3), where M is a $(m \times n)$ -matrix in R and where e_i is the element $(\mathbf{0}, \dots, \mathbf{0}, \mathbf{1}, \mathbf{0}, \dots, \mathbf{0}) \in R^{(n)}$ whose i -th coefficient is $\mathbf{1}$.

$$(2.3) \quad f(r) = Mr = \left(\bigoplus_{j=1}^n f_i(e_j) \otimes r_j \right)_i \quad M = (f_i(e_j))_{i,j}$$

The category T_R includes morphisms of the following form (where s denotes any element in R):

$$s : \begin{pmatrix} R^{(1)} & \rightarrow & R^{(1)} \\ r & \mapsto & s \otimes r \end{pmatrix} \quad \oplus : \begin{pmatrix} R^{(2)} & \rightarrow & R^{(1)} \\ (r, s) & \mapsto & r \oplus s \end{pmatrix} \quad \text{pr}_i^n : \begin{pmatrix} R^{(n)} & \rightarrow & R^{(1)} \\ (r_1, \dots, r_n) & \mapsto & r_i \end{pmatrix}$$

We will assume that the small category T_R is equipped with a limit sketch structure whose cones are the collections $(\text{pr}_i^n : R^{(n)} \rightarrow R^{(1)})_{i=1}^n$ for every non-negative integer n . Note that when $n = 0$, we have $R^{(n)} = \{0\}$ and the resulting cone is given by the obvious inclusion $0 : \{0\} \hookrightarrow R$.

According to the definition of T_R , we have an isomorphism $T_R(1, 1) \cong R$. While this might imply that the functor $Y(1) : T_R \rightarrow \mathbf{Set}$ represents the ring R , we will in fact see that this correspondence imbues the functor $Y(1)$ with a “module structure” over the ring R (see Definition 2.38). To expand on this, observe that the definition of T_R yields the following isomorphisms for every non-negative integer n :

$$T_R(1, n) \cong R^{(n)} \cong T_R(1, 1) \times T_R(1, 1) \times \dots \times T_R(1, 1)$$

At an elementary level, this isomorphism asserts that the image of the cone $(\text{pr}_i^n : R^{(n)} \rightarrow R^{(1)})_{i=1}^n$ via the functor $k \mapsto T_R(1, k)$ is a universal cone in \mathbf{Set} . As a result, we conclude that the functor $Y(1) : T_R \rightarrow \mathbf{Set}$ defines an object in $\mathbf{Mod}(T_R)$.

Definition 2.38 (Modules). For every ring $(R, \oplus, \otimes, \mathbf{0}, \mathbf{1})$, we define an R -module as an object in $\mathbf{Mod}(T_R)$. It follows from Convention 2.37 that, for every R -module $M : T_R \rightarrow \mathbf{Set}$, the arrows

$$s : R^{(1)} \rightarrow R^{(1)} \quad \oplus : R^{(2)} \rightarrow R^{(1)} \quad \text{pr}_0^1 : R^{(0)} \rightarrow R^{(1)}$$

in T_R are sent via the functor M to functions of the form

$$s \circledast : M(1) \rightarrow M(1) \quad \oplus_M : M(1) \times M(1) \rightarrow M(1) \quad \mathbf{0}_M : \mathbf{1} \rightarrow M(1)$$

making the following diagram commute, where $\delta : M(1) \rightarrow M(1) \times M(1)$ the obvious diagonal morphism.

$$\begin{array}{ccc} M(1) \times M(1) & \xrightarrow{(r \circledast) \times (s \circledast)} & M(1) \times M(1) & & M(1) \times M(1) & \xrightarrow{(r \circledast) \times (r \circledast)} & M(1) \times M(1) \\ \delta \uparrow & & \downarrow \oplus_M & & \downarrow \oplus_M & & \downarrow \oplus_M \\ M(1) & \xrightarrow{(r \oplus s) \circledast} & M(1) & & M(1) & \xrightarrow{(r \circledast)} & M(1) \end{array}$$

$$\begin{array}{ccc}
 M(1) & \xrightarrow{r^\odot} & M(1) \\
 & \searrow & \downarrow s^\odot \\
 & (s \otimes r)^\odot & M(1)
 \end{array}
 \qquad
 \begin{array}{ccc}
 \mathbf{1} & \xrightarrow{\mathbf{0}_M} & M(1) \\
 & \searrow & \downarrow r^\odot \\
 & \mathbf{0}_M & M(1)
 \end{array}$$

The four preceding diagrams encapsulate the four types of axioms typically stipulated for R -modules, as conventionally defined in the literature.

Remark 2.39 (Yoneda objects). The conclusions of Convention 2.37 imply that, for every ring $(R, \oplus, \otimes, \mathbf{0}, \mathbf{1})$, the functor $Y(1) : T_R \rightarrow \mathbf{Set}$ recovers the R -module structure defined the commutative group $(R, \oplus, \mathbf{0})$. Specifically, for every element $s \in R$, the function $Y(1)(s) : R \rightarrow R$ recovers the multiplication $r \mapsto s \otimes r$ and the function $Y(1)(\oplus) : R \times R \rightarrow R$ recovers the addition $(r, s) \mapsto r \oplus s$.

Similarly, for every non-negative integer n , we can show that $Y(n) : T_R \rightarrow \mathbf{Set}$ recovers the R -module defined by the power $R^{(n)}$. Interestingly, it turns out that the object $Y(n)$ is also the n -fold coproduct of the object $Y(1)$ in $\mathbf{Mod}(T_R)$. This statement is more formally verified through the Yoneda Lemma. Indeed, Theorem 2.15 gives us the following isomorphism for every object M in $\mathbf{Mod}(T_R)$:

$$\mathbf{Mod}(T_R)(Y(n), M) \cong M(n)$$

However, by the definition of a model in $\mathbf{Mod}(T_R)$, the set $M(n)$ is naturally in bijection with the n -fold product $M(1) \times M(1) \times \cdots \times M(1)$. As a result, we have the following natural isomorphism.

$$(2.4) \qquad \mathbf{Mod}(T_R)(Y(n), M) \cong M(1) \times M(1) \times \cdots \times M(1)$$

Here, some category-theoretic arguments could show that the object $Y(n)$ is the n -fold coproduct of the object $Y(1)$ in $\mathbf{Mod}(T_R)$, thereby providing another explanation for the previous isomorphism in the context of Theorem 2.15.

Remark 2.40 (Colimits in Yoneda Lemma). Let R be a ring. In Remark 2.39, we observed that the Yoneda functor $Y(n) : T_R \rightarrow \mathbf{Set}$ corresponds to the n -fold coproduct of $Y(1) : T_R \rightarrow \mathbf{Set}$. Consequently, it might seem like the use of colimits in Theorem 2.15 is excessive, and its statement could be limited to Yoneda functors of the form $Y(k)$. However, this expectation should not be considered a general rule. For instance, for practical reasons, one might want to confine the limit sketch T_R to the objects $0, 1, 2$ and 3 . While this restriction would be sufficient to recover the conventional definition of R -modules, it would lack the objects $4, 5, \dots, n$, etc. As a result, it would be necessary to demonstrate that $Y(n)$ is a coproduct of $Y(1)$ to obtain Isomorphism (2.4).

3. CRYPTOSYSTEMS AND THE YONEDA LEMMA

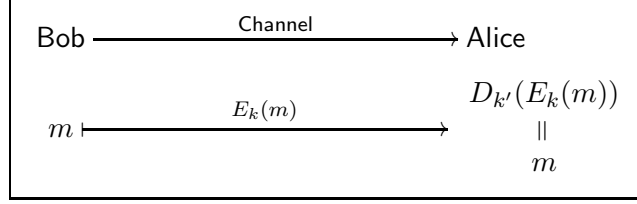
3.1. Yoneda encryption. This section establishes a cryptosystem based on the Yoneda Lemma, as stated in Theorem 2.15. In the upcoming sections, we will elucidate how this overarching cryptosystem can reconstruct other cryptosystems. Below, we consider a small category T and a reflective subcategory denoted by $U : \mathcal{L} \hookrightarrow [T, \mathbf{Set}]$ with a left adjoint $L : [T, \mathbf{Set}] \rightarrow \mathcal{L}$.

Before we proceed to define a Yoneda cryptosystem (Definition 3.1), let us revisit the components of conventional cryptosystems. These systems typically involve three sets of elements:

- a *plaintext space* M_1 containing messages intended for transmission,
- a *ciphertext space* M_2 encompassing encrypted messages used for secure communication,
- and a *key space* K housing both public and private keys.

Additionally, these cryptosystems feature two K -indexed collections of functions. One collection describes an encryption algorithm $E_k : M_1 \rightarrow M_2$, responsible for transforming messages into encrypted form using a key k drawn from the set K . The other is a decryption algorithm $D_k : M_2 \rightarrow M_1$, which performs the

inverse operation, decrypting the ciphertext back into the original message using some key k drawn from the set K . In asymmetric cryptography, the keys used for encryption and decryption must differ.



To encompass a wide range of HE schemes, Yoneda cryptosystems exhibit a slightly greater level of generality than the conventional definition of cryptosystems provided earlier. For further clarification on this increased generality, please refer to Remark 3.2.

Definition 3.1 (Yoneda cryptosystems). Let (F, G) be a pair of objects in \mathcal{L} , let (M_1, M_2) be a pair of sets, and let e be an object in T . We say that the tuple (F, G, M_1, M_2) defines a *Yoneda cryptosystem* in \mathcal{L} at the object e if it is equipped with

- a) a set R and an R -indexed collection $(E_r)_{r \in R}$ of functions $E_r : G(e) \times M_1 \rightarrow M_2$;
- b) and a partial function $D : G(e) \times M_2 \rightarrow M_1$,

such that every element $f \in F(e)$, there exists an element $f' \in F(e)$ for which the following equation holds for every element $r \in R$, every morphism $h \in \mathcal{L}(F, G)$ and every element $m \in M_1$.

$$D(h_e(f), E_r(h_e(f'), m)) = m$$

We shall refer to the resulting cryptosystem by the notation $\mathcal{Y}(F, G, M_1, M_2 | R, E, D)$.

Remark 3.2 (Context). Let us clarify the notations introduced in Definition 3.1. In this respect, let $\mathcal{Y}(F, G, M_1, M_2 | R, E, D)$ be a Yoneda cryptosystem in \mathcal{L} at an object e in T . Since \mathcal{L} is a full subcategory of $[T, \mathbf{Set}]$, we can evaluate any object and morphism of \mathcal{L} at the object e . Consequently, each morphism $h \in \mathcal{L}(F, G)$ induces a function as follows.

$$h_e : F(e) \rightarrow G(e)$$

This means that, for every element f in $F(e)$, we can construct an element $h_e(f)$ in $G(e)$. This construction is an important role in the Yoneda cryptosystem as the key space of this cryptosystem is given by the set $G(e)$. Meanwhile, the set $F(e)$ serves as a parameter set that one can use to construct keys through morphisms of the form $h : F \Rightarrow G$ in \mathcal{L} . As a result, elements like $h_e(f)$ will be used in the functions $E_r : G(e) \times M_1 \rightarrow M_2$ to encode messages in M_1 , and the function $D : G(e) \times M_2 \rightarrow M_1$ will be used to decrypt the resulting ciphertexts. For a given element $f \in F(e)$, the corresponding element $f' \in F(e)$ mentioned at the end of Definition 3.1 should be seen as a noise operation hiding important information contained in the element f . This noise operation can be seen as a function

$$\alpha : \begin{pmatrix} F(e) & \rightarrow & F(e) \\ f & \mapsto & f' \end{pmatrix}.$$

that makes the diagram below commute for every $r \in R$ and every h in $\mathcal{L}(F, G)$, where δ denotes the Cartesian diagonal function $F(e) \times F(e) \rightarrow F(e)$ in \mathbf{Set} , and pr_2 denotes the Cartesian projection $F(e) \times M_1 \rightarrow M_1$:

$$\begin{array}{ccccc} F(e) \times M_1 & \xrightarrow{\delta \times \text{id}_{M_1}} & F(e) \times F(e) \times M_1 & \xrightarrow{h_e \times (h_e \circ \alpha) \times \text{id}_{M_1}} & G(e) \times G(e) \times M_1 \\ \text{pr}_2 \downarrow & & & & \downarrow \text{id}_{G(e)} \times E_r \\ M_1 & \xleftarrow{D} & & & G(e) \times M_2 \end{array}$$

In the sequel, the function α will not be explicitly defined, as only the existence of an element f' for a given f is required. This justifies the introduction of Convention 3.3.

Convention 3.3 (Reversors). Let $\mathcal{Y}(F, G, M_1, M_2|R, E, D)$ be a Yoneda cryptosystem in \mathcal{L} at an object e in T . For every element $f \in F(e)$, we define the subset $\mathcal{R}(f)$ of $F(e)$ as follows:

$$\mathcal{R}(f) = \{f' \in F(e) \mid \forall r \in R, \forall h \in \mathcal{L}(F, G), \forall m \in M_1 : D(h_e(f), E_r(h_e(f'), m)) = m\}$$

For every element $f \in F(e)$, an element in $\mathcal{R}(f)$ will be referred to as a *reversor of f* .

In the remainder of this section, we delve into a formal examination of the application of Yoneda cryptosystems, encompassing key generation, key publication, encryption, and decryption steps. Each of these steps will serve as a foundation for describing the other cryptosystems contained in this paper.

Let us start with the key generation step, which entails configuring parameters for the publication of the public key. This public key is intended for use by every sending party, commonly referred to as Bob, to encrypt messages destined for transmission to the receiving party, usually referred to as Alice.

Generation 3.4 (Yoneda Encryption Scheme). Let $\mathcal{Y}(F, G, M_1, M_2|R, E, D)$ be a Yoneda cryptosystem in \mathcal{L} at an object e in T . The key generation step for this cryptosystem is defined as follows. Alice chooses:

- a small category I and a functor $H : I \rightarrow T^{\text{op}}$;
- an element f_0 , called the *initializer*, in the limit $\lim_{I^{\text{op}}}(F \circ H^{\text{op}})$ computed in **Set**;
- and an element x , called the *private key*, in the set $(\text{col}_I(L \circ Y \circ H))(e)$, where the colimit $\text{col}_I(L \circ Y \circ H)$ is computed in \mathcal{L} and evaluated at the object e in T .

At this point, the tuple (I, F, f_0, x) is solely known to Alice. Nevertheless, the subsequent publication step will elucidate which components are intended to be considered public and private information.

Remark 3.5 (Key generation). The setup introduced in Generation 3.4 is closely related to the statement of Theorem 2.15. Indeed, note that any element f_0 taken in the limit $\lim_{I^{\text{op}}}(F \circ H^{\text{op}})$ defines an element in the image of the bijection $\phi_{H,F}$ (see Theorem 2.15).

$$\phi_{H,F} : \mathcal{L}(\text{col}_I(L \circ Y \circ H), F) \mapsto \lim_{I^{\text{op}}}(U(F) \circ H^{\text{op}}),$$

This means that the inverse image $\phi_{H,F}^{-1}(f_0)$ of the initializer f_0 defines a morphism $\text{col}_I(L \circ Y \circ H) \Rightarrow F$ in \mathcal{L} . We can then use this morphism to generate a function as follows.

$$\phi_{H,F}^{-1}(f_0)_e : \text{col}_I(L \circ Y \circ H)(e) \rightarrow F(e)$$

We can then use this function to send the private key $x \in \text{col}_I(L \circ Y \circ H)(e)$ to an element $\phi_{H,F}^{-1}(f_0)_e(x)$ in the set $F(e)$.

Publication 3.6 (Yoneda Encryption Scheme). Let $\mathcal{Y}(F, G, M_1, M_2|R, E, D)$ be a Yoneda cryptosystem in \mathcal{L} at an object e in T with a key generation (H, f_0, x) as defined in Generation 3.4. The publication step for such a cryptosystem is as follows. Alice does the following:

- she chooses a reversor $f' \in \mathcal{R}(f)$ for the element $f := \phi_{H,F}^{-1}(f_0)_e(x)$ (refer to Remark 3.5);
- and she sends the tuple (f_0, f') to Bob. This tuple defines the *public key* of the cryptosystem.

At this point, the tuple (f_0, f') along with the cryptosystem data $(F, G, M_1, M_2, R, E, D, e)$ is deemed public and, therefore, known to all parties.

The next step (Encryption 3.8) will explain how Bob can send a message to Alice securely. Note that, at this point, only the private key x defined in Generation 3.4 is considered to be unknown to Bob and any third party.

Remark 3.7 (Key Publication). Let $\mathcal{Y}(F, G, M_1, M_2|R, E, D)$ be a Yoneda cryptosystem in \mathcal{L} at an object e in T with a key generation (H, f_0, x) as defined in Generation 3.4. The details outlined in Publication 3.6 indicate that the Yoneda Lemma isomorphism $\phi_{H,F}^{-1}$ is intended for use in tandem with the initializer f_0 and the private key x . This implies that the application of the Yoneda Lemma is relevant only to Alice and essentially establishes an encryption barrier between Alice and other parties.

Although Bob cannot directly utilize the Yoneda Lemma isomorphism $\phi_{H,F}^{-1}$, he can leverage its image space as a proxy. For instance, consider that the initializer f_0 is an element of the limit $\lim_{I^{\text{op}}}(F \circ H^{\text{op}})$. Now, observe that for every morphism $h : F \Rightarrow G$ in \mathcal{L} , we have a corresponding morphism

$$h_H : F \circ H^{\text{op}} \Rightarrow G \circ H^{\text{op}}.$$

This morphism enables the construction of a universal function

$$\lim_{I^{\text{op}}}(h_H)(f_0) : \lim_{I^{\text{op}}}(F \circ H^{\text{op}}) \rightarrow \lim_{I^{\text{op}}}(G \circ H^{\text{op}}),$$

allowing Bob to transform the element f_0 in specific ways. Alice can then simulate this transformation on an element of $F(e)$ using the naturality properties of the Yoneda Lemma.

Encryption 3.8 (Yoneda Encryption Scheme). Let $\mathcal{Y}(F, G, M_1, M_2 | R, E, D)$ be a Yoneda cryptosystem in \mathcal{L} at an object e in T . We will consider a private key x , as defined in Generation 3.4, and a public key (f_0, f') , as defined in Publication 3.6. The encryption step for such a cryptosystem unfolds as follows. Bob initiates the process by selecting:

- an element $r \in R$, called the *noise parameter*;
- a morphism $h \in \mathcal{L}(F, G)$, called the *encryption token*;
- and an element $m \in M_1$, identified as the *message*.

Subsequently, Bob transmits the following information to Alice:

- the element $c_1 = \lim_{I^{\text{op}}}(h_H)(f_0)$ in $\lim_{I^{\text{op}}}(G \circ H^{\text{op}})$ (refer to Remark 3.7);
- and the element $c_2 = E_r(h_e(f'), m)$ in M_2 .

The tuple (c_1, c_2) collectively constitutes the *encryption* of the message m .

The decryption step (Decryption 3.9) hinges on the intrinsic naturality property of the Yoneda Lemma. In essence, this property empowers Alice to decipher the message encrypted by Bob without requiring any knowledge about the morphism $h : F \Rightarrow G$ selected by Bob in Encryption 3.8.

Decryption 3.9 (Yoneda Encryption Scheme). Let $\mathcal{Y}(F, G, M_1, M_2 | R, E, D)$ be a Yoneda cryptosystem in \mathcal{L} at an object e in T . We will consider a private key x , as defined in Generation 3.4, and a public key (f_0, f') , as defined in Publication 3.6. For every encrypted message (c_1, c_2) sent by Bob, as defined in Encryption 3.8, the decryption step unfolds as follows. Alice computes:

- the element $d = \phi_{H,G}^{-1}(c_1)_e(x)$ in $G(e)$;
- and the element $m' = D(d, c_2)$ in M_1 ;

The element $m' \in M_1$ is well-defined and corresponds to the original message m sent by Bob, as shown in the sequence of equations below:

$$\begin{aligned} m' &= D(d, c_2) \\ &= D(\phi_{H,G}^{-1}(c_1)_e(x), c_2) && (d = \phi_{H,G}^{-1}(c_1)_e(x)) \\ &= D(\phi_{H,G}^{-1}(\lim_{I^{\text{op}}}(h_H)(f_0))_e(x), c_2) && (c_1 = \lim_{I^{\text{op}}}(h_H)(f_0)) \\ &= D((h \circ \phi_{H,F}^{-1}(f_0))_e(x), c_2) && \text{(Yoneda isomorphism naturality)} \\ &= D(h_e(\phi_{H,F}^{-1}(f_0)_e(x)), c_2) && \text{(Natural transformations)} \\ &= D(h_e(f), c_2) && (f = \phi_{H,F}^{-1}(f_0)_e(x)) \\ &= D(h_e(f), E_r(h_e(f'), m)) && (c_2 = E_r(h_e(f'), m)) \\ &= m && (f' \in \mathcal{R}(f)) \end{aligned}$$

This concludes the definition of the Yoneda Encryption Scheme. In the following sections, we will demonstrate how this scheme can recover more specific schemes. We will commence by exploring the ElGamal encryption scheme.

3.2. ElGamal encryption. The ElGamal cryptosystem, introduced by Taher Elgamal in 1985, is based on the Diffie–Hellman key exchange protocol [1, 10]. The mathematical foundation of this cryptosystem relies on the complexity of the discrete logarithm problem. Throughout this section, we demonstrate how to define a Yoneda cryptosystem that recovers the ElGamal cryptosystem.

Generation 3.10 (ElGamal). The key generation step for the ElGamal cryptosystem is defined as follows. Alice chooses:

- a cyclic group G of order q with generator g ;
- a (random) private key $x \in [q - 1]$

Given that the discrete logarithm problem in G extends to all cyclic subgroups of G , the element g is not strictly required to be a generator of the overall group structure G (refer to Remark 3.11 for further clarification).

Remark 3.11 (Generator). As highlighted in Generation 3.10, the element g need not be a generator of the group G . This flexibility arises from the fact that solving a discrete logarithm problem of the form $g^x = f$ inherently implies that the element y resides in the cyclic subgroup $\langle g \rangle := \{1, g, g^2, \dots, g^q\}$. Consequently, even if g is not a generator, the cryptosystem data can effortlessly adapt to the cyclic subgroup $\langle g \rangle$ of G along with its corresponding order. Given that the private key x is intended for use as an exponent of g , it follows that the private key x should either be selected after the choice of g or preferably considered in the set \mathbb{Z} of all integers, rather than in the modulo set $\mathbb{Z}_q = [q - 1]$. As demonstrated in Application 3.12, the Yoneda cryptosystem seamlessly resolves these ambiguities.

Below, Application 3.12 clarifies how the steps outlined in Publication 3.10 can be recovered through the Yoneda cryptosystem’s generation step. To achieve this, we need to define the reflective subcategory in which the Yoneda cryptosystem operates and articulate the overarching encryption-decryption protocol.

Application 3.12 (ElGamal as Yoneda). Let us describe the overall setup for the Yoneda cryptosystem encoding the ElGamal cryptosystem. First, the associated limit sketch T must be the limit sketch T_{cgroup} defined for commutative groups (see Example 2.29). As a result, the associated reflective subcategory is given by the inclusion

$$\mathbf{Mod}(T_{\text{cgroup}}) \hookrightarrow [T_{\text{cgroup}}, \mathbf{Set}]$$

and its left adjoint L (see Remark 2.20). The Yoneda cryptosystem is then defined at the object d_1 of T_{cgroup} which refers to the set of elements of the group structure. Specifically, the ElGamal cryptosystem is expressed as a Yoneda cryptosystem of the form

$$\mathcal{Y}(G, G, G(d_1), G(d_1) | \mathbf{1}, \mathbf{E}, \mathbf{D})$$

where G is a cyclic group of order q with generator g . The notation $G(d_1)$ refers to the underlying set of elements for the model G in $\mathbf{Mod}(T_{\text{cgroup}})$. The collection of encryption algorithms is indexed by a terminal set $\mathbf{1} = \{*\}$ and therefore consists of a single algorithm

$$\mathbf{E}_* : G(d_1) \times G(d_1) \rightarrow G(d_1),$$

which is given by the multiplication operation $(a, b) \mapsto a \cdot b$ of G . The decryption algorithm

$$\mathbf{D} : G(d_1) \times G(d_1) \rightarrow G(d_1)$$

is given by the map $(a, b) \mapsto a^{-1} \cdot b$. With such functions, we can determine the form of the set $\mathcal{R}(f)$ for every $f \in G$, as shown below.

$$\begin{aligned} \mathcal{R}(f) &= \{f' \mid \forall h \in \mathcal{L}(G, G), \forall m \in G : h_{d_1}(f)^{-1} \cdot h_{d_1}(f') \cdot m = m\} && \text{(Convention 3.3)} \\ &= \{f' \mid \forall h \in \mathcal{L}(G, G) : h_{d_1}(f') = h_{d_1}(f)\} && \text{(Group structure)} \\ &= \{f\} && \text{(implied by } h = \text{id}_G) \end{aligned}$$

The fact that $\mathcal{R}(f)$ is non-empty for all $f \in G$ shows that the Yoneda cryptosystem is well-defined. Following Generation 3.4, the key generation step undertaken by Alice for this cryptosystem consists of

- a functor $H : \mathbf{1} \rightarrow T_{\text{cgroup}}^{\text{op}}$ picking out the element d_1 in T_{cgroup} ;
- an initializer f_0 in $\lim_{\mathbf{1}}(G \circ H^{\text{op}}) = G(d_1)$;
- and a private key x in $\text{col}_{\mathbf{1}}(L \circ Y \circ H)(d_1) = L(Y(d_1))(d_1) = \mathbb{Z}$ (see Remark 2.30).

Here, the initializer f_0 denotes some element g^{x_0} in G . As suggested in Remark 3.11, this element need not be a generator of G (but it should at least be different from the neutral element). Also note that the private key x chosen for the Yoneda cryptosystem belongs to \mathbb{Z} instead of the set $[q - 1]$, as required in Generation 3.10. This distinction is inconsequential as x will serve as an exponent for some element in G , and can therefore be considered modulo the order q of G .

Let us examine how the ElGamal key publication aligns with that of the Yoneda cryptosystem (described in Application 3.12 above). First, we will present the ElGamal key publication step in Publication 3.13 and then draw parallels with Publication 3.6 in Application 3.14.

Publication 3.13 (ElGamal). The key publication step for the ElGamal cryptosystem unfolds as follows. Alice undertakes the following actions:

- she computes the element $f = g^x$ in the group G ;
- and she sends the public key (G, q, g, f) to Bob.

Since the tuple (G, q, g) has already been determined in Generation 3.10, Alice essentially generates and transmits only the element f .

Application 3.14 (ElGamal as Yoneda). The key publication step for the Yoneda cryptosystem unfolds as follows. Alice does the following:

- she computes the element $f = \phi_{H,G}^{-1}(f_0)_{d_1}(x)$ in G . Since $\phi_{H,G}^{-1}(f_0)$ corresponds to the group homomorphism $\mathbb{Z} \rightarrow G$ that picks out the element $f_0 \in G(d_1)$ at the element $1 \in \mathbb{Z}$, the element f must be equal to the power f_0^x in G .
- Since $\mathcal{R}(f) = \{f\}$, Alice must send the public key (f_0, f) to Bob.

As detailed in Publication 3.6, Alice discloses both the tuple (f_0, f) and the accompanying cryptosystem data (G, q) . In essence, the entire tuple (G, q, f_0, f) becomes public knowledge for all parties involved.

We now address the encryption step for the ElGamal cryptosystem.

Encryption 3.15 (ElGamal). The encryption step for the ElGamal cryptosystem is organized as follows. First, Bob chooses the following:

- an (random) element $h \in [q - 1]$;
- a message $m \in G$.

Then, Bob sends the following information to Alice:

- the element $c_1 = g^h$ in the group G ;
- and the element $c_2 = f^h \cdot m$ in the group G .

The pair (c_1, c_2) constitutes the encryption of the message m .

According to Application 3.12, the set R that indexes the encryption algorithms is trivial. Consequently, the step of Encryption 3.8 where Bob typically selects an element from the set R is omitted in the subsequent application. Furthermore, despite the group homomorphism chosen in Application 3.16 being confined to a specific form, it is important to note that the Yoneda Encryption Scheme does not impose such restrictions on the chosen form.

Application 3.16 (ElGamal as Yoneda). The encryption step for the Yoneda cryptosystem unfolds as follows. Bob initiates the process by selecting:

- a morphism $\tilde{h} : G \Rightarrow G$ in \mathcal{L} encoded by the mapping rule $u \mapsto u^h$ for some integer $h \in [q - 1]$. This mapping rule does define a group endomorphism on G because G is commutative;
- and a message $m \in G$.

Then, Bob sends the following information to Alice:

- the element $c_1 = \lim_1(\tilde{h}_H)(f_0) = f_0^h$ in $G(d_1)$;
- and the element $c_2 = E_*(\tilde{h}_{d_1}(f), m) = f^h \cdot m$ in $G(d_1)$.

The pair (c_1, c_2) constitutes the encryption of the message m .

We conclude this section with the decryption steps. The correctness of both the ElGamal cryptosystems and the Yoneda cryptosystems are provided by the calculations shown in Decryption 3.9.

Decryption 3.17 (ElGamal). The decryption step for the Yoneda cryptosystem unfolds as follows. Alice computes:

- the element $d = c_1^x$ in G ;
- the element $m' = d^{-1} \cdot c_2$ in G .

Since we have the relations $d^{-1} = f_0^{-hx}$ and $c_2 = f_0^{hx} \cdot m$, the identity $m' = m$ holds.

Application 3.18 (ElGamal as Yoneda). The decryption step for the Yoneda cryptosystem unfolds as follows. Alice computes:

- the element $d = \phi_{H,G}^{-1}(c_1)_{d_1}(x)$ in G . Since $\phi_{H,G}^{-1}(c_1)$ corresponds to the group homomorphism $\mathbb{Z} \rightarrow G$ that picks out the element $c_1 \in G(d_1)$ at the element $1 \in \mathbb{Z}$, the element d must be equal to the power c_1^x in $G(d_1)$;
- the element $m' = D(d, c_2) = d^{-1} \cdot c_2$ in $G(d_1)$.

The identity $m' = m$ follows from Decryption 3.9.

Remark 3.19 (Cramer–Shoup cryptosystems). The capability to recover the ElGamal cryptosystem with elements g that are not necessarily generators has been implicitly utilized in the literature. For example, the Cramer–Shoup cryptosystem [9] is a modification of the ElGamal cryptosystem that leverages this flexibility along with a collision-resistant hash function to enhance the system’s resistance to manipulation.

3.3. RSA encryption. The RSA encryption system, conceived in 1977 by Ron Rivest, Adi Shamir, and Leonard Adleman, is grounded in the arithmetic of finite modulo sets (Convention 2.31) and their cyclic subgroups [1]. The mathematical underpinning of this cryptographic scheme relies on the difficulty of two challenges: (1) determining the prime factorization of a given integer and (2) identifying the logarithmic base m of a power m^e modulo a specified integer n . In this section, we detail the formulation of a Yoneda cryptosystem that reconstructs the RSA encryption scheme (starting at Generation 3.23).

Convention 3.20 (Coprime). We say that two integers n and m are *coprime* if their greatest common divisor is 1. This means that there exists two integers x and y such that the relation $nx + my = 1$ holds.

Convention 3.21. For every positive integer n , we will denote as \mathbb{Z}_n^\times the subset of \mathbb{Z}_n whose elements are coprime with n . It is straightforward to show that \mathbb{Z}_n^\times defines a group for the multiplication of integers since the multiplication of two relations $nx_0 + m_0y_0 = 1$ and $nx_1 + m_1y_1 = 1$ gives the following relation.

$$n(nx_1x_0 + x_1m_0y_0 + m_1y_1x_0) + m_1m_0(y_1y_0) = 1$$

Definition 3.22 (Carmichael’s totient function). For every positive integer n , we define the *Carmichael’s totient number* $\lambda(n)$ as the order of the multiplicative group \mathbb{Z}_n^\times . In other words, $\lambda(n)$ is defined as the smallest positive integer k such that, for every integer x coprime to n , the equation $x^k \equiv 1 \pmod{n}$ holds.

Let us now present the RSA cryptosystem. As in previous instances, we will delineate each step of RSA alongside its counterpart in the Yoneda encryption scheme.

Generation 3.23 (RSA). The key generation step for the RSA cryptosystem is outlined as follows. Alice makes the following selections:

- a positive integer n , which should be the product of two large prime numbers;

- and an element f_0 in the multiplicative group $\mathbb{Z}_{\lambda(n)}^\times$ whose inverse f_0^{-1} in $\mathbb{Z}_{\lambda(n)}^\times$ is readily known to Alice.

In the context of the RSA cryptosystem, the inverse f_0^{-1} is kept private to other parties.

Application 3.24 (RSA as Yoneda). Let us describe the Yoneda cryptosystem that recovers the RSA cryptosystem. To start with, we take the associated limit sketch T to be the terminal category $\mathbf{1} = \{*\}$. As a result, the associated reflective subcategory is given by the identity

$$\mathbf{Mod}(\mathbf{1}) = [\mathbf{1}, \mathbf{Set}]$$

where the category $[\mathbf{1}, \mathbf{Set}]$ is isomorphic to \mathbf{Set} . The Yoneda cryptosystem is defined at the obvious object in $\mathbf{1}$. The RSA cryptosystem is then defined as a Yoneda cryptosystem of the form

$$\mathcal{Y}(\mathbb{Z}_{\lambda(n)}^\times, \mathbb{Z}_{\lambda(n)}^\times, \mathbb{Z}_n, \mathbb{Z}_n | \mathbf{1}, \mathbf{E}, \mathbf{D})$$

where n is a positive integer. The collection of encryption algorithms is indexed by a terminal set $\mathbf{1} = \{*\}$ and therefore consists of a single algorithm given by the following function.

$$\mathbf{E}_* : \left(\begin{array}{ccc} \mathbb{Z}_{\lambda(n)}^\times \times \mathbb{Z}_n & \rightarrow & \mathbb{Z}_n \\ (g, m) & \mapsto & m^g \end{array} \right)$$

It is important to note that although the function \mathbf{E}_* is formally defined as a mapping

$$\mathbb{Z}_{\lambda(n)}^\times \times \mathbb{Z}_n \rightarrow \mathbb{Z}_n,$$

the associated parameter $\lambda(n)$ exclusively pertains to Alice. From an external viewpoint, while other parties are aware of the general structure of the function \mathbf{E}_* , practically computing the parameter $\lambda(n)$ from n poses a considerable challenge. Consequently, any sender party utilizes the encryption algorithm as a function of the form $\mathbb{N} \times \mathbb{Z}_n \rightarrow \mathbb{Z}_n$. Similarly, the practical knowledge required for computing the decryption algorithm is exclusively within the grasp of Alice. This function is defined by the following mapping, where the term g^{-1} represents the multiplicative inverse of the element g in $\mathbb{Z}_{\lambda(n)}^\times$.

$$\mathbf{D} : \left(\begin{array}{ccc} \mathbb{Z}_{\lambda(n)}^\times \times \mathbb{Z}_n & \rightarrow & \mathbb{Z}_n \\ (g, c) & \mapsto & c^{g^{-1}} \end{array} \right)$$

With such functions, we can determine the form of the set $\mathcal{R}(f)$ for every $f \in \mathbb{Z}_{\lambda(n)}^\times$, as shown below.

$$\begin{aligned} \mathcal{R}(f) &= \{f' \mid \forall h \in \mathbf{Set}(\mathbb{Z}_{\lambda(n)}^\times, \mathbb{Z}_{\lambda(n)}^\times), \forall m \in \mathbb{Z}_n : (m^{h_*(f')})^{h_*(f)^{-1}} = m \text{ in } \mathbb{Z}_n\} && \text{(Convention 3.3)} \\ &= \{f' \mid \forall h \in \mathbf{Set}(\mathbb{Z}_{\lambda(n)}^\times, \mathbb{Z}_{\lambda(n)}^\times) : h_*(f') \cdot h_*(f)^{-1} = 1 \text{ in } \mathbb{Z}_{\lambda(n)}^\times\} && \text{(implied by } m \in \mathbb{Z}_n^\times) \\ &= \{f' \mid \forall h \in \mathbf{Set}(\mathbb{Z}_{\lambda(n)}^\times, \mathbb{Z}_{\lambda(n)}^\times) : h_*(f') = h_*(f) \text{ in } \mathbb{Z}_{\lambda(n)}^\times\} && \text{(Group structure)} \\ &= \{f\} && \text{(implied by } h = \text{id}) \end{aligned}$$

The fact that $\mathcal{R}(f)$ is non-empty for all $f \in \mathbb{Z}_{\lambda(n)}^\times$ shows that the Yoneda cryptosystem is well-defined. Following Generation 3.4, the key generation step undertaken by Alice for this cryptosystem consists of

- an identity functor $H : \mathbf{1} \rightarrow \mathbf{1}$;
- an initializer f_0 in $\lim_{\mathbf{1}}(\mathbb{Z}_{\lambda(n)}^\times \circ H^{\text{op}}) = \mathbb{Z}_{\lambda(n)}^\times$ whose inverse f_0^{-1} is readily known to Alice;
- and a private key x in the singleton $\text{col}_{\mathbf{1}}(Y \circ H)(*) = Y(*) = \{\text{id}_*\}$.

Here, the private key x must be taken to be the only element of the singleton $\mathbf{1}(*, *)$. The security of the cryptosystem remains unaffected since the confidential details lie in the computation of the inverse f_0^{-1} and the definition of the decryption algorithm. Both of these components pose computational challenges, making them difficult to ascertain.

We now describe the key publication steps for both RSA and its Yoneda form.

Publication 3.25 (RSA). The key publication step for the RSA cryptosystem is as follows: Alice transmits the element $f_0 \in \mathbb{Z}_{\lambda(n)}^\times$ to Bob and reveals general information about her cryptosystem, such as the integer n and the theoretical structure of the encryption-decryption protocol.

Application 3.26 (RSA as Yoneda). The key publication step for the Yoneda cryptosystem unfolds as follows. Alice does the following:

- she computes the element

$$f = \phi_{H, \mathbb{Z}_{\lambda(n)}^\times}^{-1} (f_0)_*(x).$$

This element corresponds to the image of the function $\mathbf{1} \rightarrow \mathbb{Z}_{\lambda(n)}^\times$ picking out the element f_0 . As a result, the element f is equal to the element f_0 .

- Since $\mathcal{R}(f) = \{f\}$, Alice must send the public key (f_0, f_0) to Bob.

As outlined in Publication 3.6, Alice reveals both the key f_0 and the theoretical structure of the cryptosystem data, withholding only the computation details of the parameters intended to remain confidential.

We will now outline the encryption steps. Note that RSA encryption involves a single ciphertext, whereas Yoneda's encryption comprises a pair of ciphertexts, with the first one already known to Alice.

Encryption 3.27 (RSA). The encryption step in the RSA cryptosystem unfolds as follows: Bob selects an element m from \mathbb{Z}_n as the message, and then transmits the element $c = m^{f_0} \in \mathbb{Z}_n$ to Alice.

Application 3.28 (RSA as Yoneda). The encryption step for the Yoneda cryptosystem unfolds as follows. Bob initiates the process by selecting:

- the identity function $h : \mathbb{Z}_{\lambda(n)}^\times \rightarrow \mathbb{Z}_{\lambda(n)}^\times$ in **Set**;
- and a message $m \in \mathbb{Z}_n$.

Then, Bob sends the following information to Alice:

- the element $c_1 = \lim_{\mathbf{1}}(h_H)(f_0) = f_0$ in $\mathbb{Z}_{\lambda(n)}^\times$;
- and the element $c_2 = E_*(h_*(f), m) = m^{f_0}$ in \mathbb{Z}_n .

While the pair (c_1, c_2) constitutes an encryption for the message m , its first component $c_1 = f_0$ is information already known to Alice. Nevertheless, this data can be utilized by Bob as a certificate, ensuring that Alice is aware of the cryptosystem being employed by Bob.

Given the computational difficulty of determining m for a given power m^{f_0} in \mathbb{Z}_n (when f_0 is non-trivial), the ciphertexts employed in Encryption 3.27 and Application 3.28 are deemed secure. We will now proceed to outline the decryption steps for these cyphertexts.

Decryption 3.29 (RSA). The decryption step for the RSA cryptosystem goes as follows: Alice calculates the value $m' = c^{f_0^{-1}}$ within \mathbb{Z}_n , where the inverse f_0^{-1} is readily known to Alice. Given that m' is equivalent to the power $(m^{f_0})^{f_0^{-1}}$, we successfully retrieve the message m in \mathbb{Z}_n .

Application 3.30 (RSA as Yoneda). The decryption step for the Yoneda cryptosystem unfolds as follows. Alice computes:

- the element

$$d = \phi_{H, \mathbb{Z}_{\lambda(n)}^\times}^{-1} (c_1)_*(x).$$

This element corresponds to the image of function $\mathbf{1} \rightarrow \mathbb{Z}_{\lambda(n)}^\times$ picking out the element c_1 . As a result, the element d is equal to the element $c_1 = f_0$;

- and the element $m' = D(d, c_2) = c_2^{d^{-1}} = (m^{f_0})^{f_0^{-1}}$ in \mathbb{Z}_n ;

The identity $m' = m$ follows from Decryption 3.9.

3.4. Benaloh encryption. In this section, we consider the Benaloh cryptosystem as a representative example for a well-known class of cryptosystems, including the Goldwasser-Micali cryptosystem, the Boneh-Goh-Nissim cryptosystem and the Paillier cryptosystem [1, 16, 3, 23]. We shall leave the translation of these cryptosystems into Yoneda cryptosystems as an exercise to the reader. The exposition provided for the Benaloh cryptosystem below can serve as a reference for this purpose.

The Benaloh cryptosystem, introduced by Josh Benaloh in 1994, is grounded in the complexity of the Higher Residuosity Problem [1]. However, the original correctness of the cryptosystem suffered from a problem, which was corrected in 2011 by Fousse, Lafourcade, and Alnuaimi [12]. Before showing how the Yoneda Encryption Scheme can effectively recover the Benaloh cryptosystem, we will establish a few essential notations. In particular, we will use the terminology introduced in Convention 3.20, Convention 3.21 and Convention 3.22.

Convention 3.31 (Notations). Let n be a positive integer and x be an element in \mathbb{Z}_n^\times . For every element y in \mathbb{Z}_n^\times represented as a power of x in \mathbb{Z}_n^\times , we denote by $\log_x(y)$ the smallest exponent m in \mathbb{Z}_n for which the equation $y = x^m$ holds in \mathbb{Z}_n^\times . The computational steps for the function \log_x are detailed in [12].

The following results identify a situation in which the computation of discrete logarithms does not require to choose among a set of representatives.

Proposition 3.32 (Correctness). *Let n be a positive integer and p be a prime factor of n . We denote by ω the generator of the cyclic group \mathbb{Z}_p^\times of order $\lambda(p) = p - 1$. Let x be an element in \mathbb{Z}_n^\times such that its representative in \mathbb{Z}_p^\times is of the form ω^k . If the exponent k is coprime with a factor v of $p - 1$, then the following equivalence holds: for every $m \in \mathbb{Z}_v$, the equation $y = x^m$ holds in \mathbb{Z}_n^\times if, and only, if $\log_x(y) = m$.*

Proof. To show the direct implication, let us show that if the equation $y = x^m$ holds in \mathbb{Z}_n^\times for some $m \in \mathbb{Z}_v$, then m is the only exponent in \mathbb{Z}_n for which the equation $y = x^m$ holds in \mathbb{Z}_n^\times . Indeed, if $x^{m_1} = x^{m_2}$ in \mathbb{Z}_n^\times , then $\omega^{k(m_1 - m_2)} = 1$ in \mathbb{Z}_p^\times and hence in \mathbb{Z}_p^\times . Since ω is a generator of \mathbb{Z}_p^\times , it follows from Convention 3.22 that we must have $k(m_1 - m_2) = 0$ in $\mathbb{Z}_{\lambda(p)}$ where $\lambda(p) = p - 1$. Since v is a factor of $p - 1$, we also have $k(m_1 - m_2) = 0$ in \mathbb{Z}_v . By assumption, the integer k is represented in \mathbb{Z}_v^\times , so we have $m_1 = m_2$ in \mathbb{Z}_v . This concludes the proof for the direct implication. The opposite implication follows from Convention 3.31. \square

Convention 3.33 (Notations). Consider a positive integer v and two prime numbers p and q with the following conditions:

- 1) the integer v divides $p - 1$;
- 2) both integers $(p - 1)/v$ and $q - 1$ are coprime with the integer v .

These assumptions imply that v divides the integer $\phi = (p - 1)(q - 1)$, and ϕ/v is coprime with v . Additionally, note that since p is a factor of n , every element in \mathbb{Z}_n^\times is represented in \mathbb{Z}_p^\times . Now, if we let $n = pq$, we denote by $B_v^{p,q}$ the set of integers $g \in \mathbb{Z}_n^\times$ such that the representative of $g^{\phi/v}$ in \mathbb{Z}_p^\times is of the form ω^k , where ω is a generator of \mathbb{Z}_p^\times and k is coprime with v . As the integer ϕ/v is coprime with v , the set $B_v^{p,q}$ encompasses every element of \mathbb{Z}_n^\times that is a generator in \mathbb{Z}_p^\times .

Remark 3.34 (Correctness). Consider a positive integer v and two prime numbers p and q such that the integer v divides $p - 1$ and both integers $(p - 1)/v$ and $q - 1$ are coprime with the integer v . It follows from Proposition 3.32 and Convention 3.33 that the following equation holds for every $f_0 \in B_v^{p,q}$ and every $m \in \mathbb{Z}_v$.

$$\log_{f_0^{\phi/v}}(f_0^{m\phi/v}) = m$$

This means that Alice can decrypt ciphertexts encoded as exponentials $f_0^{m\phi/v}$ by using the discrete logarithm.

The requirements detailed in the key generation for the Benaloh cryptosystem (see Generation 3.35) are primarily motivated by Proposition 3.32 and Convention 3.33. This is because the Benaloh cryptosystem necessitates the computation of a discrete logarithm for decrypting its ciphertexts.

Generation 3.35 (Benaloh). The key generation step for the Benaloh cryptosystem goes as follows. Alice starts with the following selection:

- a positive integer v and two prime numbers p and q such that the integer v divides $p - 1$ and both integers $(p - 1)/v$ and $q - 1$ are coprime with the integer v ;
- and an element $f_0 \in B_v^{p,q}$ where we take .

In the discussions that follow, we will use the notations $\phi = (p - 1)(q - 1)$ and $n = pq$.

Remark 3.36 (Carmichael's totient number). Given two prime numbers p and q such that $n = pq$, it is well-known that Carmichael's totient number $\lambda(n)$ is equal to the least common multiple of $p - 1$ and $q - 1$. Letting $\phi = (p - 1)(q - 1)$, it follows that for every $r \in \mathbb{Z}_n^\times$, the power r^ϕ is equal to 1 in \mathbb{Z}_n^\times .

Application 3.37 (Benaloh as Yoneda). Let us describe the Yoneda cryptosystem that captures the Benaloh cryptosystem. First, we take the associated limit sketch T to be the terminal category $\mathbf{1} = \{*\}$. As a result, the associated reflective subcategory is given by the following identity.

$$\mathbf{Mod}(\mathbf{1}) = [\mathbf{1}, \mathbf{Set}]$$

The Yoneda cryptosystem is defined at the obvious object. The Benaloh cryptosystem is then defined as a Yoneda cryptosystem of the form

$$\mathcal{Y}(B_v^{p,q}, B_v^{p,q}, \mathbb{Z}_n^\times, \mathbb{Z}_v | \mathbb{Z}_n^\times, \mathbf{E}, \mathbf{D})$$

where p and q are two primes, n is the product pq , and v is a positive integer dividing $p - 1$ such that $(p - 1)/v$ and $q - 1$ are coprime with v . Let us also denote $\phi = (p - 1)(q - 1)$. The collection of encryption algorithms is indexed by the set \mathbb{Z}_n^\times such that for every $r \in \mathbb{Z}_n^\times$ we have an encryption function as follows.

$$\mathbf{E}_r : \left(\begin{array}{ccc} B_v^{p,q} \times \mathbb{Z}_v & \rightarrow & \mathbb{Z}_n^\times \\ (g, m) & \mapsto & g^m \cdot r^v \end{array} \right)$$

The decryption algorithm is given by a partial function (see below). We can use Remark 3.36 and Remark 3.34 to show that this function is well-defined at pairs (g, c) where c is of the form $\mathbf{E}_r(g, m)$ for some elements $r \in \mathbb{Z}_n^\times$ and $m \in \mathbb{Z}_v$.

$$\mathbf{D} : \left(\begin{array}{ccc} B_v^{p,q} \times \mathbb{Z}_n^\times & \rightarrow & \mathbb{Z}_v \\ (g, c) & \mapsto & \log_{g^{\phi/v}}(c^{\phi/v}) \end{array} \right)$$

With such functions, we can determine the form of the set $\mathcal{R}(f)$ for every $f \in B_v^{p,q}$, as shown below.

$$\mathcal{R}(f) = \{f' \mid \forall h \in \mathbf{Set}(B_v^{p,q}, B_v^{p,q}), \forall m \in \mathbb{Z}_v : \log_{h(f)^{\phi/v}}((h(f')^m \cdot r^v)^{\phi/v}) = m\} \quad (\text{Convention 3.3})$$

$$= \{f' \mid \forall h \in \mathbf{Set}(B_v^{p,q}, B_v^{p,q}), \forall m \in \mathbb{Z}_v : h(f')^{m\phi/v} r^\phi = h(f)^{m\phi/v}\} \quad (\text{Proposition 3.32})$$

$$= \{f' \mid \forall h \in \mathbf{Set}(B_v^{p,q}, B_v^{p,q}), \forall m \in \mathbb{Z}_v : h(f')^{m\phi/v} = h(f)^{m\phi/v}\} \quad (\text{Remark 3.36})$$

$$\supseteq \{f\}$$

The fact that $\mathcal{R}(f)$ is non-empty for all $f \in \mathbb{Z}_{\lambda(n)}^\times$ shows that the Yoneda cryptosystem is well-defined. Following Generation 3.4, the key generation step undertaken by Alice for this cryptosystem consists of

- an identity functor $H : \mathbf{1} \rightarrow \mathbf{1}$;
- an initializer f_0 in $\lim_{\mathbf{1}}(B_v^{p,q} \circ H^{\circ \mathbf{p}}) = B_v^{p,q}$;
- and a private key x in the singleton $\text{col}_{\mathbf{1}}(Y \circ H)(*) = Y(*) = \{\text{id}_*\}$.

Here, the private key x is taken to be trivial, primarily due to the fact that most of the sensitive information to be kept secret resides in the definition of the decryption algorithm.

The publication step for the Benaloh cryptosystem is described below.

Publication 3.38 (Benaloh). The key publication step for the Benaloh cryptosystem is as follows: Alice sends the element f_0 to Bob.

Application 3.39 (Benaloh as Yoneda). The key publication step for the Yoneda cryptosystem unfolds as follows. Alice does the following:

- she computes the element

$$f = \phi_{H, B_v^{p,q}}^{-1}(f_0)_*(x).$$

This element corresponds to the image of function $\mathbf{1} \rightarrow B_v^{p,q}$ picking out the element f_0 . As a result, the element f is equal to the element f_0 .

- Since $\mathcal{R}(f) \supseteq \{f\}$, Alice can send the pair (f_0, f_0) as a public key to Bob.

As outlined in Publication 3.6, Alice reveals both the key f_0 and the theoretical structure of the cryptosystem data, withholding only the computation details of the parameters intended to remain confidential.

We will now outline the encryption steps. In contrast to other cryptosystems discussed in previous sections, the associated step for the Yoneda translation involves selecting a noise parameter (see Encryption 3.8). This noise parameter is a crucial component in ensuring the security of the Benaloh cryptosystem.

Encryption 3.40 (Benaloh). The encryption step in the Benaloh cryptosystem goes as follows: First, Bob chooses

- a random element $r \in \mathbb{Z}_n^\times$;
- and a message $m \in \mathbb{Z}_v$;

and then sends the cyphertext $c = f_0^m \cdot r^v \in \mathbb{Z}_n^\times$ to Alice.

Application 3.41 (Benaloh as Yoneda). The encryption step for the Yoneda cryptosystem unfolds as follows. First, Bob selects:

- a noise parameter $r \in \mathbb{Z}_n^\times$;
- the identity function $B_v^{p,q} \rightarrow B_v^{p,q}$.
- and a message $m \in \mathbb{Z}_v$;

Then, Bob sends the following information to Alice:

- the element $c_1 = \lim_{\mathbf{1}}(h_H)(f_0) = f_0$ in $B_v^{p,q}$;
- and the element $c_2 = E_r(h_*(f), m) = f_0^m \cdot r^v$ in \mathbb{Z}_n^\times .

While the pair (c_1, c_2) constitutes an encryption for the message m , its first component $c_1 = f_0$ is information already known to Alice. As noted before, this data can be utilized by Bob as a certificate, ensuring that Alice is aware of the cryptosystem being employed by Bob.

Finally, we address the decryption steps. Initially, this stage exhibited certain ambiguities, resulting in identical decryptions for distinct messages. However, these issues were subsequently rectified by Fousse, Lafourcade, and Alnuaimi, as documented in [12].

Decryption 3.42 (Benaloh). The decryption step for the Benaloh cryptosystem consists in making Bob find the smallest integer $m' \in \mathbb{Z}_v$ for which the equation $(f_0^{\phi/v})^{m'} = c^{\phi/v} \pmod{n}$ holds.

Application 3.43 (Benaloh as Yoneda). The decryption step for the Yoneda cryptosystem unfolds as follows. Alice computes:

- the element

$$d = \phi_{H, \mathbb{Z}_{\lambda(n)}^\times}^{-1}(c_1)_*(x).$$

This element corresponds to the image of function $\mathbf{1} \rightarrow \mathbb{Z}_{\lambda(n)}^\times$ picking out the element c_1 . As a result, the element d is equal to the element $c_1 = f_0$;

- and the element $m' = D(d, c_2) = \log_{f_0^{\phi/v}}(c_2^{\phi/v})$ in \mathbb{Z}_v ;

The identity $m' = m$ follows from Decryption 3.9.

3.5. NTRU encryption. The NTRU cryptosystem, initially developed by Hoffstein, Pipher, and Silverman in 1998 [17], has undergone several enhancements since its inception. Subsequent research, such as works by Steinfeld and Stehlé [25] and López-Alt *et al.* [20], has contributed to enhancing the security and efficiency of NTRU, resulting into what is now called the NTRUEncrypt system. In this section, we illustrate how this framework translates into the structure derived from the Yoneda Lemma.

Convention 3.44 (Polynomials). Given a polynomial $p(X)$ in $R[X]$, we use the notation $R[X]/p(X)$ to represent the ring of polynomial representatives in $R[X]$ modulo $p(X)$. In simpler terms, the set $R[X]/p(X)$ consists of polynomials $f(X)$ with degrees less than or equal to $p(X)$. The operations defined for this ring involve the addition and multiplication of polynomials, followed by the computation of their remainder for the Euclidean division by the polynomial $p(X)$.

Convention 3.45 (Notations). For every ring R with unit $\mathbb{1}$ (Definition 2.32) and every positive integer N , we will denote the quotient ring $R[X]/(X^N - \mathbb{1})$ of $R[X]$ by the polynomial $X^N - \mathbb{1}$ as $R[X]_N$.

Convention 3.46 (Inverses). Let p be a prime number and N be a positive integer. We denote as I_p^N the set of polynomials g in $\mathbb{Z}[X]$ such that the mapping of g to the ring $\mathbb{Z}_p[X]_N$ has an inverse for the multiplication, namely there exists a (unique) polynomial g' in $\mathbb{Z}_p[X]_N$ for which the relation $g' \cdot g = 1$ holds in $\mathbb{Z}_p[X]_N$. For every $g \in I_p^N$, we will denote as $\text{inv}_p(g)$ the multiplicative inverse of g in $\mathbb{Z}_p[X]_N$.

Definition 3.47 (Keys). For every positive integer N and every pair (p, q) of prime numbers, we denote by $Q_{p,q}^N$ the set of pairs (g_0, g_1) where g_0 and g_1 are two polynomials in $\mathbb{Z}_3[X]_N$ such that

- 1) the polynomial g_0 is in I_p^N and I_q^N ,
- 2) and for every pair (r, m) of elements in $\mathbb{Z}_3[X]_N$, the polynomial expression

$$g_1(X) \cdot r(X) \cdot p + g_0(X) \cdot m(X)$$

computed in $\mathbb{Z}[X]_N$ has all its coefficients within the interval $[-q/2, q/2]$.

Remark 3.48 (Correctness). We will see that the NTRU cryptosystem relies on the computation of an expression of the following form for some pair $(g_0, g_1) \in Q_{p,q}^N$.

$$g_0 \cdot (\text{inv}_q(g_0) \cdot g_1 \cdot r \cdot p + m)$$

According to Definition 3.47, this expression provides a polynomial whose representative in $\mathbb{Z}_q[X]_N$ is given by the polynomial $g_1 r p + g_0 m$ computed in $\mathbb{Z}[X]_N$.

Generation 3.49 (NTRUEncrypt). The key generation step for the NTRU cryptosystem goes as follows. Alice starts with the following selection:

- a positive integer N ;
- two prime numbers p and q ;
- a pair $(g_0, g_1) \in Q_{p,q}^N$.

The previous selection will later allow Alice to construct a product of the form $\text{inv}_q(g_0) \cdot g_1 \cdot p$, which she will use as a public key.

Application 3.50 (NTRUEncrypt as Yoneda). Let us describe the overall setup for the Yoneda cryptosystem encoding the NTRUEncrypt system. First, we take the associated limit sketch T to be the terminal category $\mathbf{1} = \{*\}$. As a result, the associated reflective subcategory is given by the following identity.

$$\mathbf{Mod}(\mathbf{1}) = [\mathbf{1}, \mathbf{Set}]$$

The Yoneda cryptosystem is defined at the obvious object. The NTRUEncrypt scheme is then defined as a Yoneda encryption scheme of the form

$$\mathcal{Y}(\mathbb{Z}_q[X]_N, \mathbb{Z}_q[X]_N, \mathbb{Z}_p[X]_N, \mathbb{Z}_q[X]_N | \mathbb{Z}_3[X]_N, \mathbf{E}, \mathbf{D})$$

where p and q are two primes. The collection of encryption algorithms is indexed by the set $\mathbb{Z}_3[X]_N$ such that for every polynomial $r \in \mathbb{Z}_3[X]_N$ we have an encryption function as follows.

$$\mathbf{E}_r : \left(\begin{array}{ccc} \mathbb{Z}_q[X]_N \times \mathbb{Z}_p[X]_N & \rightarrow & \mathbb{Z}_q[X]_N \\ (g, m) & \mapsto & g \cdot r + m \end{array} \right)$$

The decryption algorithm is given by the following function, which is defined for a fixed pair $(g_0, g_1) \in Q_{p,q}^N$. The modulo operation by q used in the decryption below is assumed to output the only representative in $\mathbb{Z}_q[X]_N$ whose coefficients are in the interval $[-q/2, q/2]$.

$$\mathbf{D} : \left(\begin{array}{ccc} \mathbb{Z}_q[X]_N \times \mathbb{Z}_q[X]_N & \rightarrow & \mathbb{Z}_p[X]_N \\ (g, c) & \mapsto & \text{inv}_p(g_0) \cdot (g_0 \cdot c \pmod{q}) \end{array} \right)$$

With such functions, we can determine the form of the set $\mathcal{R}(f)$ for every element $f \in \mathbb{Z}_q[X]_N$, as shown below.

$$\begin{aligned} \mathcal{R}(f) &= \left\{ f' \left| \begin{array}{l} \forall h \in \mathbf{Set}(\mathbb{Z}_q[X]_N, \mathbb{Z}_q[X]_N), \forall m \in \mathbb{Z}_p[X]_N : \\ \text{inv}_p(g_0) \left(g_0(h(f')r + m) \pmod{q} \right) = m \end{array} \right. \right\} && \text{(Convention 3.3)} \\ &= \left\{ f' \left| \begin{array}{l} \forall h \in \mathbf{Set}(\mathbb{Z}_q[X]_N, \mathbb{Z}_q[X]_N), \forall m \in \mathbb{Z}_p[X]_N, \exists k \in \mathbb{Z}[X] : \\ g_0(h(f')r + m) - kq \text{ with coefficients in } [-q/2, q/2] \\ \text{and } m - \text{inv}_p(g_0)kq = m \text{ in } \mathbb{Z}_p[X]_N \end{array} \right. \right\} \\ &= \left\{ h(f') \left| \begin{array}{l} \forall h \in \mathbf{Set}(\mathbb{Z}_q[X]_N, \mathbb{Z}_q[X]_N), \forall m \in \mathbb{Z}_p[X]_N, \exists k \in \mathbb{Z}[X] : \\ f_0 h(f')r + f_0 m - kq \text{ with coefficients in } [-q/2, q/2] \\ \text{and } kq = 0 \text{ in } \mathbb{Z}_p[X]_N \end{array} \right. \right\} \\ &\supseteq \{ \text{inv}_q(g_0) \cdot g_1 \cdot p \text{ computed in } \mathbb{Z}_q[X]_N \} && \text{(Definition 3.47)} \end{aligned}$$

The fact that $\mathcal{R}(f)$ is non-empty for all $f \in \mathbb{Z}_q[X]_N$ shows that the Yoneda cryptosystem is well-defined. Following Generation 3.4, the key generation step undertaken by Alice for this cryptosystem consists of

- an identity functor $H : \mathbf{1} \rightarrow \mathbf{1}$;
- an initializer f_0 in $\lim_{\mathbf{1}}(\mathbb{Z}_q[X]_N \circ H^{\text{op}}) = \mathbb{Z}_q[X]_N$;
- and a private key x in the singleton $\text{col}_{\mathbf{1}}(Y \circ H)(*) = Y(*) = \{\text{id}_*\}$.

Here, the private key x is taken to be trivial, primarily due to the fact that most of the sensitive information to be kept secret resides in the definition of the decryption algorithm. Also note that the initializer always satisfies the inclusion $\mathcal{R}(f_0) \supseteq \{ \text{inv}_q(g_0) \cdot g_1 \cdot p \}$ where $(g_0, g_1) \in Q_{p,q}^N$ was fixed when defining the decryption algorithm above.

Let us now describe the publication steps. Interestingly, the NTRU cryptosystem is the first cryptosystem presented so far whose associated reversors do not seem to depend on the initializer. This feature is probably one of the main characteristics of NTRUEncrypt compared to other HE schemes.

Publication 3.51 (NTRUEncrypt). The key publication step for the NTRU cryptosystem is as follows: Alice sends the compute the polynomial $f' = \text{inv}_q(g_0) \cdot g_1 \cdot p$ in $\mathbb{Z}_q[X]_N$ and send it to Bob.

Application 3.52 (NTRUEncrypt as Yoneda). The key publication step for the Yoneda cryptosystem unfolds as follows. Alice does the following:

- she computes the element

$$f = \phi_{H, \mathbb{Z}_q[X]_N}^{-1}(f_0)_*(x).$$

This element corresponds to the image of function $\mathbf{1} \rightarrow \mathbb{Z}_q[X]_N$ picking out the element f_0 . As a result, the element f is equal to the element f_0 .

- Since $\mathcal{R}(f) \supseteq \{\text{inv}_q(g_0) \cdot g_1 \cdot p\}$, Alice can take $f' = \text{inv}_q(g_0) \cdot g_1 \cdot p$ and send the pair (f_0, f') as a public key to Bob.

Note that the element f_0 sent by Alice has no influence on the encryption-decryption protocols and should just be seen as a formal certificate, which will later be resent by Bob as a confirmation to Alice.

We now verify that the NTRU cryptosystem and its Yoneda translation have corresponding encryption protocols. As mentioned above, the Yoneda formalism adds a formal certificate that can be used between Alice and a sending party to agree on a parameters to use for the communication.

Encryption 3.53 (NTRUEncrypt). The encryption step in the NTRU cryptosystem goes as follows: First, Bob selects

- a random element $r \in \mathbb{Z}_3[X]_N$;
- and a message $m \in \mathbb{Z}_p[X]_N$;

and then sends the ciphertext $c = f' \cdot r + m$, computed in $\mathbb{Z}_q[X]_N$, to Alice.

Application 3.54 (NTRUEncrypt as Yoneda). The encryption step for the Yoneda cryptosystem unfolds as follows. First, Bob selects:

- a noise parameter $r \in \mathbb{Z}_3[X]_N$;
- the identity function $h : \mathbb{Z}_q[X]_N \rightarrow \mathbb{Z}_q[X]_N$.
- and a message $m \in \mathbb{Z}_p[X]_N$;

Then, Bob sends the following information to Alice:

- the element $c_1 = \text{lim}_1(h_H)(f_0) = f_0$ in $\mathbb{Z}_q[X]_N$;
- and the element $c_2 = \mathbf{E}_r(h_*(f'), m) = f' \cdot r + m$ in $\mathbb{Z}_q[X]_N$.

While the pair (c_1, c_2) constitutes an encryption for the message m , its first component $c_1 = f_0$ is information already known to Alice. As noted before, this data can be utilized by Bob as a certificate, ensuring that Alice is aware of the cryptosystem being employed by Bob.

Now, we proceed to outline the decryption step for the NTRU cryptosystem. A vital prerequisite for the success of this step is to guarantee the non-emptiness of the set $Q_{p,q}^N$ introduced in Definition 3.47. This condition relies on the careful selection of parameters p , q , and N .

Decryption 3.55 (NTRUEncrypt). The decryption step for the NTRU cryptosystem requires Bob to:

- compute the representative m_0 of $g_0 \cdot c$ in $\mathbb{Z}_q[X]_N$ that has all its coefficients in $[-q/2, q/2]$;
- and then to compute the element $m' = \text{inv}_p(g_0) \cdot m_0$ in $\mathbb{Z}_p[X]_N$.

It follows from Definition 3.47 and the fact that $(g_0, g_1) \in Q_{p,q}^N$ that the element m' is equal to the message m in $\mathbb{Z}_p[X]_N$.

Application 3.56 (NTRUEncrypt as Yoneda). The decryption step for the Yoneda cryptosystem unfolds as follows. Alice computes:

- the element

$$d = \phi_{H, \mathbb{Z}_q[X]_N}^{-1}(c_1)_*(x).$$

This element corresponds to the image of function $\mathbf{1} \rightarrow \mathbb{Z}_q[X]_N$ picking out the element c_1 . As a result, the element d is equal to the element $c_1 = f_0$;

- and the element $m' = \mathbf{D}(d, c_2) = \text{inv}_p(g_0) \left(g_0(f'r + m) \pmod{q} \right)$ in $\mathbb{Z}_p[X]_N$;

The identity $m' = m$ follows from Decryption 3.9.

3.6. LWE-based cryptosystems. Learning with Error (LWE) serves as the fundamental basis for most, if not all, post-quantum cryptography and stands as the cornerstone for fully homomorphic encryption schemes. The inherent complexity of LWE is grounded in the difficulty of lattice-based problems. Oded Regev introduced the LWE problem in 2009, presenting a cryptosystem reliant on the problem's hardness on the torus [24]. Regev's cryptosystem has since sparked inspiration for a diverse array of similar encryption schemes [5]. Since its inception, the LWE problem has undergone various formulations, particularly expanding to rings of polynomials, leading to the RLWE problem [26, 21, 4, 11, 7, 28, 6]. The general version of LWE is articulated below, utilizing some terminology introduced in Convention 3.44.

Convention 3.57 (Quotient rings as modules). For every ring R and every polynomial u in R , we will denote the quotient ring $R[X]/u(X)$ as $R[X]_u$. Unless specified otherwise, a ring of the form $R[X]_u$ will be seen as a $\mathbb{Z}[X]$ -module whose action $\mathbb{Z}[X] \times R[X]_u \rightarrow R[X]_u$ is given by the multiplication of polynomials up to the canonical morphism $\mathbb{Z}[X] \hookrightarrow R[X] \rightarrow R[X]_u$.

In this section, we use the notation introduced in Convention 2.36.

Definition 3.58 (GLWE). Consider four positive integers p, q, n, N . For a given polynomial $u(X)$ in $\mathbb{Z}[X]$, the *General LWE problem* entails finding $\mathbf{s} \in \mathbb{Z}_q[X]_u^{(n)}$ given the following data:

- 1) a polynomial $m \in \mathbb{Z}_p[X]_u$;
- 2) for every $i \in [N]$, a vector $\mathbf{a}_i \in \mathbb{Z}_q[X]_u^{(n)}$;
- 3) for every $i \in [N]$, a vector $b_i \in \mathbb{Z}_q[X]_u$ such that

$$b_i = \langle \mathbf{a}_i, \mathbf{s} \rangle + e_i$$

where e_i is chosen in $\mathbb{Z}_q[X]_u$ according to some distribution χ , and $\langle \mathbf{a}_i, \mathbf{s} \rangle$ denotes the scalar product in $\mathbb{Z}_q[X]_u^{(n)}$, namely the sum $\sum_{j=1}^n a_{i,j} s_j$ where $\mathbf{a}_i = (a_{i,1}, \dots, a_{i,n})$ and $\mathbf{s} = (s_1, \dots, s_n)$.

For additional details on the definition of χ , refer to [24] and other cited references such as [26, 4].

The Yoneda encryption scheme takes on two forms within FWE-based systems. If the cryptosystem discloses the data \mathbf{a}_i used in the statement of LWE for its public key, the associated limit sketch T under the Yoneda translation is non-trivial. On the other hand, if this data is not disclosed, the limit sketch is forced to be a terminal category. For instance, cryptosystems outlined in [24, 4, 11, 6] are instances of Yoneda encryption schemes with non-terminal limit sketches. In contrast, those elucidated in [5, 7] are described by Yoneda encryption schemes featuring terminal limit sketches.

In this section, we exclusively explore schemes with non-terminal limit sketches. Readers can apply the insights developed throughout this article to understand other cryptosystems with terminal limit sketches [5, 7, 1]. Below, we offer a synthesis of the cryptosystems presented in [24, 4, 11, 6], consolidating them into a single Yoneda encryption scheme. It is important to note that our approach aims to provide a comprehensive overview of the various features of the cryptosystems discussed in those works. However, a more specific refinement of the Yoneda framework may be necessary for a thorough recovery of the individual cryptosystems detailed therein.

We will now provide a broad overview of LWE-based cryptosystems and their transformation into Yoneda cryptosystems. Our focus will be on prominent schemes, including BGV, FV, and CKKS [4, 11, 6], alongside the original cryptosystem introduced by Regev in [24].

Generation 3.59 (LWE-based). The key generation step for the FWE-based cryptosystem goes as follows. Alice starts with the following selection:

- four positive integers p, q, n, N ;
- a polynomial $u(X)$ in $\mathbb{Z}[X]$;
- a vector $\mathbf{s} = (s_1, \dots, s_n) \in \mathbb{Z}_q[X]_u^{(n)}$;

Convention 3.60. For every real number, we will denote as:

- $\lfloor x \rfloor$ the greatest integer less than or equal to x ;
- $\lceil x \rceil$ the smallest integer greater than or equal to x ;
- $\lfloor x \rfloor$ the integer that is the closest to x ;

Application 3.61 (LWE-based as Yoneda). Let us describe the overall setup for the Yoneda cryptosystem encoding the LWE-based cryptosystems described in [24, 4, 11, 6]. First, the associated limit sketch T must be the limit sketch $T_{\mathbb{Z}[X]}$ defined for modules over the ring $\mathbb{Z}[X]$ (Convention 2.37). As a result, the associated reflective subcategory is given by the inclusion

$$\mathbf{Mod}(T_{\mathbb{Z}[X]}) \hookrightarrow [T_{\mathbb{Z}[X]}, \mathbf{Set}]$$

and its left adjoint L . The Yoneda cryptosystems will all be defined at the object 1 of $T_{\mathbb{Z}[X]}$ (see Convention 2.37). Specifically, the LWE-based cryptosystems that we investigate here are all expressed as Yoneda cryptosystems of the form

$$\mathcal{Y}(\mathbb{Z}_q[X]_u^{(N)}, \mathbb{Z}_q[X]_u, \mathbb{Z}_p[X]_u, \mathbb{Z}_q[X]_u | \mathbb{Z}_q[X]_u, \mathbf{E}, \mathbf{D})$$

where u is some polynomial in $\mathbb{Z}[X]$ and where p , q and N are positive integers. It is straightforward to see that the objects $\mathbb{Z}_q[X]_u^{(N)}$ and $\mathbb{Z}_q[X]_u$ define $\mathbb{Z}[X]$ -module for the obvious multiplication of polynomials (see Convention 3.57).

The collection of encryption algorithms is indexed by the set $\mathbb{Z}_q[X]_u$ such that for every polynomial $r \in \mathbb{Z}_q[X]_u$ we have an encryption function of the following form, where δ_0 and δ_1 are some integers known to all parties.

$$\mathbf{E}_r : \left(\begin{array}{ccc} \mathbb{Z}_q[X]_u \times \mathbb{Z}_p[X]_u & \rightarrow & \mathbb{Z}_q[X]_u \\ (g, m) & \mapsto & \delta_0 \cdot m + \delta_1 \cdot r + g \end{array} \right)$$

The decryption algorithm can vary slightly across different cryptosystems, yet it consistently takes the form shown below. Specifically, the decryption function incorporates a comparison operation \mathbf{C} that gauges the relationship between its input and some given reference. The general form of \mathbf{D} is as follows.

$$\mathbf{D} : \left(\begin{array}{ccc} \mathbb{Z}_q[X]_u \times \mathbb{Z}_q[X]_u & \rightarrow & \mathbb{Z}_p[X]_u \\ (g, c) & \mapsto & \mathbf{C}(c - g) \end{array} \right)$$

For example:

- 1) In Regev's cryptosystem [24], with $\delta_0 = 1$, $\delta_1 = 0$ and $u(X) = X - 1$ such that $\mathbb{Z}_q[X]_u \cong \mathbb{Z}_q$, the function $\mathbf{C} : \mathbb{Z}_q \rightarrow \mathbb{Z}_p$ returns 0 if its input is closer to 0 than to $\lfloor p/2 \rfloor$, and 1 otherwise.
- 2) In the BGV cryptosystem [4], with $\delta_0 = 1$ and $\delta_1 = p$, the function $\mathbf{C} : \mathbb{Z}_q[X]_u \rightarrow \mathbb{Z}_p[X]_u$ is defined by the mapping $t \mapsto t \pmod{p}$.
- 3) In the FV cryptosystem [11], with $\delta_0 = \lfloor q/p \rfloor$ and $\delta_1 = 1$, the function $\mathbf{C} : \mathbb{Z}_q[X]_u \rightarrow \mathbb{Z}_p[X]_u$ is defined by the mapping $t \mapsto \lfloor (pt \pmod{q}) / q \rfloor \pmod{p}$.
- 4) In the CKKS cryptosystem [6], with $\delta_0 = 1$ and $\delta_1 = 1$, the function $\mathbf{C} : \mathbb{Z}_q[X]_u \rightarrow \mathbb{Z}_p[X]_u$ is defined by the mapping $t \mapsto t \pmod{p}$.

With such functions, we can determine the form of the set $\mathcal{R}(f)$ (Convention 3.3) for every $f \in \mathbb{Z}_q[X]_u^{(N)}$, as shown below.

$$\mathcal{R}(f) = \{f' \mid \forall h \in \mathcal{L}(\mathbb{Z}_q[X]_u^{(N)}, \mathbb{Z}_q[X]_u), \forall m \in \mathbb{Z}_p[X]_u : \mathbf{C}(\delta_0 \cdot m + \delta_1 \cdot r + h(f') - h(f)) = m\}$$

For the sake of simplicity, we will assume that the set $\mathcal{R}(f)$ is non-empty for all $f \in \mathbb{Z}_q[X]_u$. Following Generation 3.4, the key generation step undertaken by Alice for LWE-based cryptosystem consists of

- a non-empty discrete category $I = [n]$ containing n objects (and their identities) and a functor

$$H : \left(\begin{array}{ccc} I & \rightarrow & T_{\mathbb{Z}[X]}^{\text{op}} \\ k & \mapsto & 1 \end{array} \right)$$

picking out the object 1 in the limit sketch $T_{\mathbb{Z}[X]}$;

- an initializer f_0 taken in the following set:

$$\lim_{I^{\text{op}}}(\mathbb{Z}_q[X]_u^{(N)} \circ H^{\text{op}}) = \mathbb{Z}_q[X]_u^{(N \times n)}$$

- and a private key x taken in the following $\mathbb{Z}[X]$ -module:

$$\text{col}_I(L \circ Y \circ H)(1) = \left(\prod_{i=1}^n Y(1) \right)(1) \cong Y(n)(1) \cong \mathbb{Z}[X]^{(n)}$$

Later, we will use the notations $f_0 = (f_{0,i,j})_{i,j}$ and $x = (x_j)_j$ to refer to the components of the elements f_0 and x in $\mathbb{Z}_q[X]_u$ and $\mathbb{Z}[X]$, respectively. For convenience, we will also denote $f_{0,i} := (f_{0,i,j})_{j}$ for every fixed index $i \in [N]$.

The publication steps outlined below involve a parameter δ_1 , as described in Application 3.61. In general, we can assume that δ_1 is a carefully chosen integer that can be eliminated during the decryption process.

Publication 3.62 (LWE-based). The key publication step for LWE-based cryptosystems is defined as follows. Alice does the following:

- she chooses N random polynomials $\mathbf{a}_1, \dots, \mathbf{a}_N$ in $\mathbb{Z}_q[X]_u^{(n)}$;
- she chooses N polynomials e_1, \dots, e_N in $\mathbb{Z}_q[X]_u$ according to some distribution χ ;
- and she sends the following tuple to Bob:

$$\left((\mathbf{a}_k)_{k \in [N]}, (\langle \mathbf{a}_k, \mathbf{s} \rangle + \delta_1 \cdot e_k)_{k \in [N]} \right)$$

From now on, we will use the notations $\mathbf{a}_k = (a_{k,j})_j$ to refer to the components $a_{k,j}$ of the element \mathbf{a}_k in $\mathbb{Z}_q[X]_u$ for every $k \in [N]$.

Application 3.63 (LWE-based as Yoneda). The key publication step for the Yoneda cryptosystem unfolds as follows. Alice does the following:

- she computes the element

$$f = \phi_{H, \mathbb{Z}_q[X]_u}^{-1}(f_0)_1(x)$$

This element corresponds to the image of the element $x \in \mathbb{Z}[X]^{(n)}$ via the morphism

$$\phi_{H, \mathbb{Z}_q[X]_u}^{-1}(f_0) : \mathbb{Z}[X]^{(n)} \rightarrow \mathbb{Z}_q[X]_u^{(N)}$$

that sends every element y in $\mathbb{Z}[X]^{(n)}$ to the matrix product of f_0 with y . As a result, the element f is equal to the matrix product $f_0 x$.

- Since Regev's cryptosystem as well FV, CKKS and BGV are designed such that we have inclusions of the form

$$\mathcal{R}(f) \supseteq \{f + \delta_1 \cdot e\}$$

for some well-chosen vectors $e \in \mathbb{Z}_q[X]_u^{(N)}$, Alice can send a pair of the form $(f_0, f + \delta_1 \cdot e)$ to Bob;

For convenience, we will denote the pair sent by Alice to Bob as a tuple (f, f') .

An interesting characteristic of LWE-based cryptosystems is the presence of encryption token morphisms (refer to Definition 3.8) with distinct sources and domains. In practical terms, this translates to the encryption algorithm concealing information through matrix products. The encryption step described below also introduces a parameter δ_0 in the encryption process. This parameter follows the same requirements as those described in Application 3.61.

Encryption 3.64 (LWE-based). The encryption step for LWE-based cryptosystems goes defined as follows. First, Bob selects

- an element r in $\mathbb{Z}_q[X]_u$;
- an element $\mathbf{b} = (b_1, \dots, b_N)$ in $\mathbb{Z}_q[X]_u^{(N)}$;
- an element m in $\mathbb{Z}_p[X]_u$

and then sends the following information to Alice:

- the element $c_1 = \sum_{k=1}^N b_k \cdot \mathbf{a}_k$ in $\mathbb{Z}_q[X]_u^{(n)}$;
- the element $c_2 = \delta_0 \cdot m + \delta_1 \cdot r + \sum_{k=1}^N b_k \cdot (\langle \mathbf{a}_k, \mathbf{s} \rangle + \delta_1 \cdot e_k)$ in $\mathbb{Z}_q[X]_u$;

For example:

- 1) In Regev's cryptosystem [24], we have the vector \mathbf{b} belongs to $\{0, 1\}^N$;
- 2) In the BGV cryptosystem [4], the FV cryptosystem [11] and CKKS cryptosystem [6], the vector \mathbf{a}_N is implicitly assumed to be equal to the constant polynomial such that the polynomial b_N can be used as a additional noise parameter, as shown below.

$$\begin{cases} c_1 &= (\sum_{k=1}^{N-1} b_k \cdot \mathbf{a}_k) + \delta_1 \cdot r' \\ c_2 &= \delta_0 \cdot m + \delta_1 \cdot r + \delta_1 \cdot r'' + \sum_{k=1}^{N-1} b_k \cdot (\langle \mathbf{a}_k, \mathbf{s} \rangle + \delta_1 \cdot e_k) \end{cases}$$

For detailed information on the decryption process of these encryptions, please consult the respective references. Typically, the decryption protocols align with those derived from their corresponding Yoneda encryption schemes, utilizing the decryption function $D : \mathbb{Z}_q[X]_u \times \mathbb{Z}_q[X]_u \rightarrow \mathbb{Z}_p[X]_u$.

As previously mentioned, the encryption step in Yoneda encryption schemes employs a non-trivial encryption token that calculates scalar products of polynomials.

Application 3.65 (LWE-based as Yoneda). The encryption step for the Yoneda cryptosystem unfolds as follows. First, Bob selects:

- a noise parameter $r \in \mathbb{Z}_q[X]_u$;
- a morphism of the following form in $\mathbf{Mod}(T_{\mathbb{Z}[X]})$.

$$h : \mathbb{Z}_q[X]_u^{(N)} \rightarrow \mathbb{Z}_q[X]_u$$

Such a morphism can be described as a linear map $y \mapsto b^T y$ where b is a fixed element in $\mathbb{Z}_q[X]_u^{(N)}$.

We will use notation $b = (b_k)_k$ to refer to the components b_k of b in $\mathbb{Z}_q[X]_u$;

- and a message $m \in \mathbb{Z}_p[X]_u$;

Then, Bob sends the following information to Alice:

- the element $c_1 = \lim_{I \text{ op}}(h_H)(f_0) = f_0^T b$ in $\mathbb{Z}_q[X]^{(n)}$ where $f_0^T b$ denotes the matrix product of the transpose of f_0 with b ;
- and the element $c_2 = E_r(h_1(f'), m) = \delta_0 \cdot m + \delta_1 \cdot r + b^T(f_0 x + \delta_1 \cdot e)$ in $\mathbb{Z}_q[X]_N$.

We omit the decryption steps for the collection of previously explored LWE-based cryptosystems and directly address decryption within the Yoneda encryption framework. As is customary, the Yoneda decryption process retrieves that which is employed in the corresponding cryptosystem.

Application 3.66 (LWE-based as Yoneda). The decryption step for the Yoneda cryptosystem unfolds as follows. Alice computes:

- the element

$$d = \phi_{H, \mathbb{Z}_q[X]_u}^{-1}(c_1)_1(x).$$

This element corresponds to the image of the element $x \in \mathbb{Z}[X]^{(n)}$ via the morphism

$$\phi_{H, \mathbb{Z}_q[X]_u}^{-1}(f_0) : \mathbb{Z}[X]^{(n)} \rightarrow \mathbb{Z}_q[X]_u$$

that sends every element y in $\mathbb{Z}[X]^{(n)}$ to the scalar product of c_1 with y . As a result, the element f is equal to the matrix product $c_1^T x$.

- and the element $m' = D(d, c_2) = C(c_2 - c_1^T x)$ in $\mathbb{Z}_p[X]_N$.

In the general case, the following identity holds:

$$m' = C\left(\delta_0 \cdot m + \delta_1 \cdot (r + b^T e)\right)$$

Theoretically, the equality $m' = m$ is guaranteed by the calculations of Decryption 3.9.

4. APPLICATIONS

4.1. From Yoneda Lemma to FHE schemes. This section leverages the intuitions developed in previous sections, highlighting the unifying power of the Yoneda Lemma. We apply these insights to construct a novel FHE cryptosystem referred to as the Arithmetic Channel Encryption Scheme (ACES). Notably, this construction eliminates the need for bootstrapping techniques, as we will demonstrate in the following sections.

The following definition introduces the very important concept of arithmetic channels. The construction of these objects will be central to generating an instance of ACES.

Definition 4.1 (Arithmetic channels). An *arithmetic channel* consists of a tuple $\mathbf{C} = (q, \omega, u)$ where:

- 1) q and ω are positive integers;
- 2) u is a polynomial in $\mathbb{Z}[X]$ such that $u(\omega) = q$;

For such a structure \mathbf{C} , we will denote as $\llbracket \mathbf{C} \rrbracket$ the function $\mathbb{Z}_q[X]_u \rightarrow \mathbb{Z}_q$ that sends every polynomial v in $\mathbb{Z}_q[X]_u$ to the evaluation $v(\omega)$ in \mathbb{Z}_q . Note that the operation $\llbracket \mathbf{C} \rrbracket$ must be computed as follows: first, the representative v is embedded in $\mathbb{N}[X]$ and then its evaluation $v(\omega)$ in \mathbb{N} is computed modulo q .

The homomorphic properties ingrained in ACES find their fundamental basis in the result outlined in Proposition 4.2 below. This result engages in an unobtrusive exploration of the profound interplay between formal polynomials and polynomial functions, a connection implicitly invoked through the utilization of rings quotiented by polynomials. This concept aligns with the foundational approach adopted by NTRUEncrypt, where the design of a public key hinges on the notion of an invertible polynomial.

Proposition 4.2. *Let $\mathbf{C} = (q, \omega, u)$ be an arithmetic channel. For every pair (v_1, v_2) of polynomials in $\mathbb{Z}_q[X]_u$, the following equations hold:*

$$\llbracket \mathbf{C} \rrbracket(v_1 \cdot v_2) = \llbracket \mathbf{C} \rrbracket(v_1) \cdot \llbracket \mathbf{C} \rrbracket(v_2) \quad \llbracket \mathbf{C} \rrbracket(v_1 + v_2) = \llbracket \mathbf{C} \rrbracket(v_1) + \llbracket \mathbf{C} \rrbracket(v_2)$$

Since $\llbracket \mathbf{C} \rrbracket(1) = 1$ and $\llbracket \mathbf{C} \rrbracket(0) = 0$, it follows that $\llbracket \mathbf{C} \rrbracket$ defines a ring morphism $\mathbb{Z}_q[X]_u \rightarrow \mathbb{Z}_q$.

Proof. Suppose that the symbol \square denotes either an addition or a multiplication in $\mathbb{Z}[X]$. This means that the operation \square commutes with the evaluation of polynomials in \mathbb{Z} . Let $r \in \mathbb{N}[X]$ denote the representative of $v_1 \square v_2$ in $\mathbb{Z}_q[X]_u$. This means that there exist polynomials s and t such that the equation

$$r(X) = v_1(X) \square v_2(X) + u(X)s(X) + qt(X)$$

holds in $\mathbb{Z}[X]$. This gives us the following equations:

$$\begin{aligned} \llbracket \mathbf{C} \rrbracket(v_1 \square v_2) &= \llbracket \mathbf{C} \rrbracket(r) \\ &= r(\omega) \\ &= v_1(\omega) \square v_2(\omega) + u(\omega)s(\omega) + qt(\omega) \\ &= \llbracket \mathbf{C} \rrbracket(v_1) \square \llbracket \mathbf{C} \rrbracket(v_2) + q(s(\omega) + t(\omega)) \end{aligned}$$

The previous sequence of equations shows that the relation $\llbracket \mathbf{C} \rrbracket(v_1 \square v_2) = \llbracket \mathbf{C} \rrbracket(v_1) \square \llbracket \mathbf{C} \rrbracket(v_2)$ holds in \mathbb{Z}_q . This equation proves the statement. \square

The morphism presented in Proposition 4.2 enables us to further explore the intricate relationship between formal polynomials and polynomial functions. This exploration draws upon a well-established connection in algebraic geometry, revealing the interplay between ideals and a zero locus (*i.e.* varieties).

Definition 4.3 (Vanishing ideal). For every arithmetic channel $\mathbf{C} = (q, \omega, u)$, we define the *vanishing ideal* $\mathcal{I}(\mathbf{C})$ of \mathbf{C} as the kernel of ring morphism $\llbracket \mathbf{C} \rrbracket : \mathbb{Z}_q[X]_u \rightarrow \mathbb{Z}_q$. This means that the following equation holds:

$$\mathcal{I}(\mathbf{C}) = \{e \in \mathbb{Z}_q[X]_u \mid \llbracket \mathbf{C} \rrbracket[e] = 0 \text{ in } \mathbb{Z}_q\}$$

It is easy to verify that $\mathcal{I}(\mathbf{C})$ is a subgroup of $\mathbb{Z}_q[X]_u$ for the addition. Also, since we have $u(\omega) = q$, any polynomial of the form $\sum_{k=1}^d a_k(X - \omega)^k + u(X)s(X) \in \mathbb{Z}_q[X]$ is in $\mathcal{I}(\mathbf{C})$.

Definition 4.4. For every arithmetic channel $\mathcal{C} = (q, \omega, u)$, we denote as $\mathcal{E}(\mathcal{C})$ the set of functions $r : \mathbb{Z}_q \rightarrow \mathbb{Z}_q[X]_u$ such that for every integer m in \mathbb{Z}_q , the equation $r(m)(\omega) = m$ holds in \mathbb{Z}_q . Note that any function $\mathbb{Z}_q \rightarrow \mathbb{Z}_q[X]$ of the form

$$m \mapsto m + \sum_{k=1}^d a_{k,m}(X - \omega)^k + u(X)s_m(X)$$

where $a_{k,m} \in \mathbb{Z}_q$ and $s_m(X) \in \mathbb{Z}_q[X]$ is in $\mathcal{E}(\mathcal{C})$.

For the knowledgeable reader, the upcoming result might bring to mind a less robust form of the Zariski correspondence in algebraic geometry. As demonstrated in Proposition 4.6 and later emphasized in Proposition 4.17, a significant portion of our subsequent exploration involves leveraging the affine nature of polynomials. This inherent affineness guarantees that the encrypted outputs of ACES remain indistinguishable from noisy results.

Proposition 4.5. *Let $\mathcal{C} = (q, \omega, u)$ be an arithmetic channel. For every $r \in \mathcal{E}(\mathcal{C})$ and every integer m in \mathbb{Z}_q , the equation $\llbracket \mathcal{C} \rrbracket(r(m)) = m$ holds.*

Proof. Directly follows from Definition 4.1 and Definition 4.4. □

Proposition 4.6. *Let $\mathcal{C} = (q, \omega, u)$ be an arithmetic channel. For every pair (r_1, r_2) of elements in $\mathcal{E}(\mathcal{C})$ and every pair (m_1, m_2) of elements in \mathbb{Z}_q , the following holds:*

- 1) *there exists $r_3 \in \mathcal{E}(\mathcal{C})$ such that $r_1(m_1) \cdot r_2(m_2) = r_3(m_1 \cdot m_2)$ in $\mathbb{Z}_q[X]_u$;*
- 1) *there exists $r_4 \in \mathcal{E}(\mathcal{C})$ such that $r_1(m_1) + r_2(m_2) = r_4(m_1 + m_2)$ in $\mathbb{Z}_q[X]_u$;*

Proof. It is straightforward to construct two polynomials $Q_1(X)$ and $Q_2(X)$ in $\mathbb{Z}_q[X]_u$ for which the following equations hold.

$$r_1(m_1) = m_1 + Q_1(X) \qquad r_2(m_2) = m_2 + Q_2(X)$$

Since r_1 and r_2 are elements of $\mathcal{E}(\mathcal{C})$, it follows that $Q_1(\omega) = 0$ and $Q_2(\omega) = 0$. Now, if we take $r_3(m) = m + m_1 Q_2(X) + m_2 Q_1(X) + Q_1(X)Q_2(X)$ and $r_4(m) = m + Q_2(X) + Q_1(X)$ for every every element m in \mathbb{Z}_q , then we can show that $r_3(m)(\omega) = m$ and $r_4(m)(\omega) = m$. This means that r_3 and r_4 belong to $\mathcal{E}(\mathcal{C})$. In addition, we can check that the following equations hold:

$$\begin{aligned} r_1(m_1) \cdot r_2(m_2) &= m_1 m_2 + m_1 Q_2(X) + m_2 Q_1(X) + Q_1(X)Q_2(X) = r_3(m_1 m_2) \\ r_1(m_1) + r_2(m_2) &= m_1 + m_2 + Q_2(X) + Q_1(X) = r_4(m_1 + m_2) \end{aligned}$$

This finishes the proof of the statement. □

In the remainder of this section, we extend the notations of Convention 2.36 to ideals of rings. Specifically, for a given arithmetic channel $\mathcal{C} = (q, \omega, u)$, we will denote as $\mathcal{I}(\mathcal{C})^{(N)}$ the N -fold Cartesian product of the additive group $\mathcal{I}(\mathcal{C})$. In other words, the commutative group $\mathcal{I}(\mathcal{C})^{(N)}$ is the subgroup of $\mathbb{Z}_q[X]_u^{(N)}$ containing the elements $(f_1, \dots, f_N) \in \mathbb{Z}_q[X]_u^{(N)}$ whose components f_k are all in the set $\mathcal{I}(\mathcal{C})$.

Generation 4.7 (ACES). Let us describe the overall setup for ACES. First, the associated limit sketch T must be the limit sketch $T_{\mathbb{Z}[X]}$ defined for modules over the ring $\mathbb{Z}[X]$ (Convention 2.37). As a result, the associated reflective subcategory is given by the inclusion

$$\mathbf{Mod}(T_{\mathbb{Z}[X]}) \hookrightarrow [T_{\mathbb{Z}[X]}, \mathbf{Set}]$$

and its left adjoint L . The cryptosystem is defined at the object 1 of $T_{\mathbb{Z}[X]}$ (see Convention 2.37) and is expressed as Yoneda cryptosystem of the form

$$\mathcal{Y}(\mathbb{Z}_q[X]_u^{(N)}, \mathbb{Z}_q[X]_u, \mathbb{Z}_q, \mathbb{Z}_q[X]_u | \mathcal{E}(\mathcal{C}), \mathbf{E}, \mathbf{D})$$

where N is a positive integer and (q, ω, u) defines an arithmetic channel \mathbf{C} . The collection of encryption algorithms is indexed by the set $\mathcal{E}(\mathbf{C})$ such that for every function $r \in \mathcal{E}(\mathbf{C})$ we have an encryption function of the following form.

$$\mathbf{E}_r : \left(\begin{array}{ccc} \mathbb{Z}_q[X]_u \times \mathbb{Z}_q & \rightarrow & \mathbb{Z}_q[X]_u \\ (g, m) & \mapsto & r(m) + g \end{array} \right)$$

The decryption algorithm is given by the following function.

$$\mathbf{D} : \left(\begin{array}{ccc} \mathbb{Z}_q[X]_u \times \mathbb{Z}_q[X]_u & \rightarrow & \mathbb{Z}_q \\ (g, c) & \mapsto & \llbracket \mathbf{C} \rrbracket (c - g) \end{array} \right)$$

With such functions, we can determine the form of the set $\mathcal{R}(f)$ for every $f \in \mathbb{Z}_q[X]_u^{(N)}$, as shown below.

$$\begin{aligned} \mathcal{R}(f) &= \{f' \mid \forall h \in \mathcal{L}(\mathbb{Z}_q[X]_u^{(N)}, \mathbb{Z}_q[X]_u), \forall m \in \mathbb{Z}_q : \llbracket \mathbf{C} \rrbracket (r(m) + h(f') - h(f)) = m\} && \text{(Conv. 3.3)} \\ &= \{f' \mid \forall h \in \mathcal{L}(\mathbb{Z}_q[X]_u^{(N)}, \mathbb{Z}_q[X]_u), \forall m \in \mathbb{Z}_q : \llbracket \mathbf{C} \rrbracket (r(m)) + \llbracket \mathbf{C} \rrbracket (h(f') - h(f)) = m\} && \text{(Prop. 4.2)} \\ &= \{f' \mid \forall h \in \mathcal{L}(\mathbb{Z}_q[X]_u^{(N)}, \mathbb{Z}_q[X]_u), \forall m \in \mathbb{Z}_q : m + \llbracket \mathbf{C} \rrbracket (h(f') - h(f)) = m\} && \text{(Prop. 4.5)} \\ &= \{f' \mid \forall h \in \mathcal{L}(\mathbb{Z}_q[X]_u^{(N)}, \mathbb{Z}_q[X]_u) : h(f') - h(f) \in \mathcal{I}(\mathbf{C})\} && \text{(Def. 4.3)} \\ &\supseteq \{f' = (f'_1, \dots, f'_N) \mid f'_k - f_k \in \mathcal{I}(\mathbf{C})\} && \left(\begin{array}{l} h \text{ is linear,} \\ \mathcal{I}(\mathbf{C}) \text{ is an ideal} \end{array} \right) \\ &= f + \mathcal{I}(\mathbf{C})^{(N)} \end{aligned}$$

The fact that $\mathcal{R}(f)$ is non-empty for all $f \in \mathbb{Z}_q[X]_u^{(N)}$ shows that the Yoneda cryptosystem is well-defined. Following Generation 3.4, the key generation step undertaken by Alice for this cryptosystem consists of

- a non-empty discrete category $I = [n]$ containing n objects (and their identities) and a functor

$$H : \left(\begin{array}{ccc} I & \rightarrow & T_{\mathbb{Z}[X]}^{\text{op}} \\ k & \mapsto & 1 \end{array} \right)$$

picking out the object 1 in the limit sketch $T_{\mathbb{Z}[X]}$;

- an initializer f_0 taken in the following set:

$$\lim_{I^{\text{op}}} (\mathbb{Z}_q[X]_u^{(N)} \circ H^{\text{op}}) = \mathbb{Z}_q[X]_u^{(N \times n)}$$

- and a private key x taken in the following $\mathbb{Z}[X]$ -module:

$$\text{col}_I(L \circ Y \circ H)(1) = \left(\prod_{i=1}^n Y(1) \right)(1) \cong Y(n)(1) \cong \mathbb{Z}[X]^{(n)}$$

Later, we will use the notations $f_0 = (f_{0,i,j})_{i,j}$ and $x = (x_j)_j$ to refer to the components of the elements f_0 and x in $\mathbb{Z}_q[X]_u$ and $\mathbb{Z}[X]$, respectively. For convenience, we will also denote $f_{0,i} := (f_{0,i,j})_{i,j}$ for every fixed index $i \in [N]$.

Publication 4.8 (ACES). The key publication step for ACES goes as follows. Alice does the following:

- she computes the element

$$f = \phi_{H, \mathbb{Z}_q[X]_u^{(N)}}^{-1}(f_0)_1(x)$$

This element corresponds to the image of the element $x \in \mathbb{Z}[X]^{(n)}$ via the morphism

$$\phi_{H, \mathbb{Z}_q[X]_u^{(N)}}^{-1}(f_0) : \mathbb{Z}[X]^{(n)} \rightarrow \mathbb{Z}_q[X]_u^{(N)}$$

that sends every element y in $\mathbb{Z}[X]^{(n)}$ to the matrix product of f_0 with y . As a result, the element f is equal to the matrix product $f_0 x$.

- Since $\mathcal{R}(f) \supseteq f + \mathcal{I}(\mathbf{C})^{(N)}$, Alice can send a pair of the form $(f_0, f + e)$, where $e \in \mathcal{I}(\mathbf{C})^{(N)}$, to Bob;

For convenience, we will denote the pair sent by Alice to Bob as a tuple (f, f') .

Encryption 4.9 (ACES). The encryption step for ACES is defined as follows. First, Bob selects:

- a noise parameter $r \in \mathcal{E}(\mathbf{C})$;
- a morphism of the following form in $\mathbf{Mod}(T_{\mathbb{Z}[X]})$.

$$h : \mathbb{Z}_q[X]_u^{(N)} \rightarrow \mathbb{Z}_q[X]_u$$

Such a morphism can be described as a linear map $y \mapsto b^T y$ where b is a fixed element in $\mathbb{Z}_q[X]_u^{(N)}$. We will use notation $b = (b_k)_k$ to refer to the components b_k of b in $\mathbb{Z}_q[X]_u$;

- and a message $m \in \mathbb{Z}_q$;

Then, Bob sends the following information to Alice:

- the element $c_1 = \lim_{I \text{ op}}(h_H)(f_0) = f_0^T b$ in $\mathbb{Z}_q[X]^{(n)}$ where $f_0^T b$ denotes the matrix product of the transpose of f_0 with b ;
- and the element $c_2 = \mathbf{E}_r(h_1(f'), m) = r(m) + b^T(f_0 x + e)$ in $\mathbb{Z}_q[X]_N$.

Decryption 4.10 (ACES). The decryption step for ACES unfolds as follows. Alice computes:

- the element

$$d = \phi_{H, \mathbb{Z}_q[X]_u}^{-1}(c_1)_1(x).$$

This element corresponds to the image of the element $x \in \mathbb{Z}[X]^{(n)}$ via the morphism

$$\phi_{H, \mathbb{Z}_q[X]_u}^{-1}(f_0) : \mathbb{Z}[X]^{(n)} \rightarrow \mathbb{Z}_q[X]_u$$

that sends every element y in $\mathbb{Z}[X]^{(n)}$ to the scalar product of c_1 with y . As a result, the element f is equal to the matrix product $c_1^T x$.

- and the element $m' = \mathbf{D}(d, c_2) = \llbracket \mathbf{C} \rrbracket (c_2 - c_1^T x)$ in $\mathbb{Z}_p[X]_N$.

The equality $m' = m$ is guaranteed by the calculations of Decryption 3.9.

4.2. Homomorphic properties. This section addresses the homomorphic properties of the cryptosystem defined in section 4.1. Specifically, it exhibits homomorphic properties for addition and multiplication without an increase in noise. This implies that the cryptosystem achieves full homomorphism without relying on bootstrapping techniques.

To uphold these homomorphic properties, an additional piece of information needs to be disclosed during the publication step of the cryptosystem. Importantly, this extra information is not anticipated to compromise the security of the cryptosystem.

Definition 4.11. Let $\mathbf{C} = (q, \omega, u)$ be an arithmetic channel, let n be a positive integer, and let $x = (x_1, \dots, x_n)$ be an element in the $\mathbb{Z}[X]$ -module $\mathbb{Z}[X]^{(n)}$. We denote as $\mathcal{H}(x|\mathbf{C})$ the set of 3-tensors $\lambda = (\lambda_{i,j}^k)$ in \mathbb{Z}_q for which the following equation holds in the ring $\mathbb{Z}_q[X]_u$ for every pair (i, j) of elements in $[n]$.

$$x_i \cdot x_j = \sum_{k=1}^n \lambda_{i,j}^k \cdot x_k$$

As suggested by Generation 4.12, the set defined in Definition 4.11 originates from the observation that $\mathbb{Z}[X]$ -modules possess three degrees of freedom: the dimension of the ring of integer, which acts of the formal monomial X , the dimension given by polynomials in $\mathbb{Z}[X]$, and the dimension offered by the module structure. This distinguishes it from the cryptosystems explored in section 3, which were typically dependent on what could be considered as two degrees of freedom, often encoded by generators and their exponents (e.g., ElGamal, RSA, Benaloh) or encoded by rings and their ideals (NTRU and LWE-based cryptosystems). In essence, the reader may perceive this freedom in dimensionality as the factor that renders ACES fully homomorphic.

Generation 4.12. Let $\mathbf{C} = (q, \omega, u)$ be an arithmetic channel, let n be a positive integer, and let $x = (x_1, \dots, x_n)$ be an element in the $\mathbb{Z}[X]$ -module $\mathbb{Z}[X]^{(n)}$. Suppose that the polynomial u is of degree d .

This implies that, for every pair (i, j) in $[n]$, the polynomial $x_i x_j$ in $\mathbb{Z}_q[X]_u$ can be regarded as a vector $(a_{i,j}^1, \dots, a_{i,j}^d)$ with coefficients in \mathbb{Z}_q .

$$x_i x_j = a_{i,j}^1 X^0 + a_{i,j}^2 X^1 + \dots + \dots + a_{i,j}^d X^{d-1}$$

Similarly, if we denote the vector representing the polynomial $x_k \in \mathbb{Z}_q[X]_u$ as (b_k^1, \dots, b_k^d) , then the element λ in $\mathcal{H}(x|\mathbb{C})$ is characterized by the following matrix equation in \mathbb{Z}_q for every pair (i, j) in $[n]$.

$$\begin{pmatrix} a_{i,j}^1 \\ \vdots \\ a_{i,j}^d \end{pmatrix} = \begin{pmatrix} b_1^1 & \dots & b_n^1 \\ \vdots & \dots & \vdots \\ b_n^d & \dots & b_n^d \end{pmatrix} \cdot \begin{pmatrix} \lambda_{i,j}^1 \\ \vdots \\ \lambda_{i,j}^n \end{pmatrix}$$

In other words, the set $\mathcal{H}(x|\mathbb{C})$ is non-empty whenever the matrix induced by the element x is invertible. In this scenario, we can provide an algorithm that generates an element of $\mathcal{H}(x|\mathbb{C})$.

Definition 4.13. Let $\mathbb{C} = (q, \omega, u)$ be an arithmetic channel, let n be a positive integer, and let $x = (x_1, \dots, x_n)$ be an element in the $\mathbb{Z}[X]$ -module $\mathbb{Z}[X]^{(n)}$. For every element $\lambda = (\lambda_{i,j}^k)$ in $\mathcal{H}(x|\mathbb{C})$ and every pair (v_1, v_2) of elements in the $\mathbb{Z}[X]$ -module $\mathbb{Z}_q[X]_u^{(n)}$, we denote as $v_1 \boxtimes_\lambda v_2$ the element of $\mathbb{Z}_q[X]_u^{(n)}$ encoded by the following tuple.

$$v_1 \boxtimes_\lambda v_2 := \left(\sum_{i,j} \lambda_{i,j}^k v_{1,i} v_{2,j} \right)_{k \in [n]}$$

Proposition 4.14. Let $\mathbb{C} = (q, \omega, u)$ be an arithmetic channel, let n be a positive integer, and let $x = (x_1, \dots, x_n)$ be an element in the $\mathbb{Z}[X]$ -module $\mathbb{Z}[X]^{(n)}$. For every element $\lambda = (\lambda_{i,j}^k)$ in $\mathcal{H}(x|\mathbb{C})$ and every pair (v_1, v_2) of elements in the $\mathbb{Z}[X]$ -module $\mathbb{Z}_q[X]_u^{(n)}$, the following equation holds in $\mathbb{Z}_q[X]_u$.

$$(v_1^T x) \cdot (v_2^T x) = (v_1 \boxtimes_\lambda v_2)^T x$$

Proof. The proof is a straightforward calculation using the different concepts introduced in Definition 4.11 and Definition 4.13. Specifically, we have:

$$\begin{aligned} (v_1^T x) \cdot (v_2^T x) &= \left(\sum_i v_{1,i} x_i \right) \cdot \left(\sum_j v_{2,j} x_j \right) \\ &= \sum_{i,j} v_{1,i} x_i v_{2,j} x_j \\ &= \sum_{i,j} v_{1,i} v_{2,j} \left(\sum_{k=1}^n \lambda_{i,j}^k \cdot x_k \right) \\ &= \sum_{k=1}^n \left(\sum_{i,j} \lambda_{i,j}^k v_{1,i} v_{2,j} \right) \cdot x_k \\ &= (v_1 \boxtimes_\lambda v_2)^T x \end{aligned}$$

This proves the proposition. □

Definition 4.15 (Encryption space). Let $\mathbb{C} = (q, \omega, u)$ be an arithmetic channel and let n and N be two positive integers. For every $(N \times n)$ -matrix f_0 in the $\mathbb{Z}[X]$ -module $\mathbb{Z}_q[X]_u$ and every n -vector x in the $\mathbb{Z}[X]$ -module $\mathbb{Z}[X]$, we define the \mathbb{C} -encryption space $\mathcal{S}_{\mathbb{C}}[f_0, x](m)$ of the pair (f_0, x) at an element $m \in \mathbb{Z}_q$ as the set containing the pairs

$$(c, c') \in \mathbb{Z}_q[X]_u^{(n)} \times \mathbb{Z}_q[X]_u$$

for which there exist $r \in \mathcal{E}(\mathbb{C})$ and $e \in \mathcal{I}(\mathbb{C})$ such that the equation $c' = r(m) + c^T x + e$ holds in $\mathbb{Z}_q[X]_u$.

Remark 4.16 (ACES). Let N be a positive integer. For every arithmetic channel $\mathbf{C} = (q, \omega, u)$, the set $\mathcal{I}(\mathbf{C})$ is an ideal for the ring $\mathbb{Z}_q[X]_u$. Consequently, for every $b \in \mathbb{Z}_q[X]_u^{(N)}$ and $e \in \mathcal{I}(\mathbf{C})^{(N)}$, the scalar product $b^T e$ is in $\mathcal{I}(\mathbf{C})$. This means that the encryption (c_1, c_2) of any message $m \in \mathbb{Z}_q$ via the encryption scheme presented in section 4.1 (specifically, refer to Encryption 4.9) belongs to the encryption space $\mathcal{S}_{\mathbf{C}}[f_0, x](m)$ for the corresponding initializer f_0 and private key x .

Proposition 4.17 (Decryption). *Let $\mathbf{C} = (q, \omega, u)$ be an arithmetic channel and let n and N be two positive integers. Consider the following decryption function, which was introduced in Generation 4.7.*

$$\mathbf{D} : \begin{pmatrix} \mathbb{Z}_q[X]_u \times \mathbb{Z}_q[X]_u & \rightarrow & \mathbb{Z}_q \\ (g, c) & \mapsto & \llbracket \mathbf{C} \rrbracket (c - g) \end{pmatrix}$$

For every $(n \times N)$ -matrix f_0 in the $\mathbb{Z}[X]$ -module $\mathbb{Z}_q[X]_u$, every n -vector x in the $\mathbb{Z}[X]$ -module $\mathbb{Z}[X]$, and every element $m \in \mathbb{Z}_q$ the following implication holds.

$$(c, c') \in \mathcal{S}_{\mathbf{C}}[f_0, x](m) \quad \Rightarrow \quad \mathbf{D}(c^T x, c') = m$$

Proof. This kind of calculation has already been explored in detailed throughout section 4.1. Specifically, we have the following development:

$$\begin{aligned} \mathbf{D}(c^T x, c') &= \llbracket \mathbf{C} \rrbracket (c' - c^T x) \\ &= \llbracket \mathbf{C} \rrbracket (r(m) + e) && \text{(Definition 4.15)} \\ &= \llbracket \mathbf{C} \rrbracket (r(m)) + \llbracket \mathbf{C} \rrbracket (e) && \text{(Proposition 4.2)} \\ &= m + \llbracket \mathbf{C} \rrbracket (e) && \text{(Proposition 4.5)} \\ &= m && \text{(Definition 4.3)} \end{aligned}$$

The last equation shown in the sequence above comes from the fact that e is in the vanishing ideal of \mathbf{C} . \square

Definition 4.18 (Algebraic operations). Let $\mathbf{C} = (q, \omega, u)$ be an arithmetic channel and let n and N be two positive integers. Also, let us consider a $(N \times n)$ -matrix f_0 in the $\mathbb{Z}[X]$ -module $\mathbb{Z}_q[X]_u$, an n -vector x in the $\mathbb{Z}[X]$ -module $\mathbb{Z}[X]$ and an element $\lambda \in \mathcal{H}(x|\mathbf{C})$. For every pair (m_1, m_2) of elements in \mathbb{Z}_q , we define two operations \oplus and \otimes_{λ} of the form

$$\mathcal{S}_{\mathbf{C}}[f_0, x](m_1) \times \mathcal{S}_{\mathbf{C}}[f_0, x](m_2) \rightarrow \mathbb{Z}_q[X]_u^{(n)} \times \mathbb{Z}_q[X]_u$$

such that the following equations hold for every $(c_1, c'_1) \in \mathcal{S}_{\mathbf{C}}[f_0, x](m_1)$ and $(c_2, c'_2) \in \mathcal{S}_{\mathbf{C}}[f_0, x](m_2)$.

$$\begin{aligned} (c_1, c'_1) \oplus (c_2, c'_2) &= (c_1 + c_2, c'_1 + c'_2) \\ (c_1, c'_1) \otimes_{\lambda} (c_2, c'_2) &= (c'_2 \cdot c_1 + c'_1 \cdot c_2 - c_1 \boxtimes_{\lambda} c_2, c'_1 c'_2) \end{aligned}$$

Note that the expression $c'_2 \cdot c_1 + c'_1 \cdot c_2$ should be seen as a linear combination of the vector c_1 and c_2 such that c'_2 and c'_1 are scalar coefficients in $\mathbb{Z}_q[X]_u$. The previous two equations fully determine the mapping rules associated with the operations \oplus and \otimes_{λ} .

Theorem 4.19 (FHE). *Let $\mathbf{C} = (q, \omega, u)$ be an arithmetic channel and let n and N be two positive integers. Also, let us consider an $(N \times n)$ -matrix f_0 in the $\mathbb{Z}[X]$ -module $\mathbb{Z}_q[X]_u$, an n -vector x in the $\mathbb{Z}[X]$ -module $\mathbb{Z}[X]$ and an element $\lambda \in \mathcal{H}(x|\mathbf{C})$. For every pair (m_1, m_2) of elements in \mathbb{Z}_q , every $(c_1, c'_1) \in \mathcal{S}_{\mathbf{C}}[f_0, x](m_1)$ and $(c_2, c'_2) \in \mathcal{S}_{\mathbf{C}}[f_0, x](m_2)$, the following relations hold:*

$$(c_1, c'_1) \oplus (c_2, c'_2) \in \mathcal{S}_{\mathbf{C}}[f_0, x](m_1 + m_2) \quad (c_1, c'_1) \otimes_{\lambda} (c_2, c'_2) \in \mathcal{S}_{\mathbf{C}}[f_0, x](m_1 m_2)$$

Proof. The proof is a straightforward application of Definition 4.18. Let us suppose that we have the following encoding for the two elements $(c_1, c'_1) \in \mathcal{S}_{\mathbf{C}}[f_0, x](m_1)$ and $(c_2, c'_2) \in \mathcal{S}_{\mathbf{C}}[f_0, x](m_2)$:

$$(c_1, c'_1) = (c_1, r_1(m_1) + c_1^T x + e_1) \quad (c_2, c'_2) = (c_2, r_2(m_2) + c_2^T x + e_2)$$

We can use these formulas to show that there exists $r \in \mathcal{E}(\mathbb{C})$ for which the following equations hold:

$$\begin{aligned} (c_1, c'_1) \oplus (c_2, c'_2) &= (c_1 + c_2, r_1(m_1) + r_2(m_2) + (c_1 + c_2)^T x + e_1 + e_2) && \text{(linearity)} \\ &= (c_1 + c_2, r(m_1 + m_2) + (c_1 + c_2)^T x + e_1 + e_2) && \text{(Proposition 4.6)} \\ &= (c_1 + c_2, r(m_1 + m_2) + (c_1 + c_2)^T x + e_3) && (e_3 = e_1 + e_2 \in \mathcal{I}(\mathbb{C})) \end{aligned}$$

According to Definition 4.15, the previous equations show that $(c_1, c'_1) \oplus (c_2, c'_2)$ is in $\mathcal{S}_{\mathbb{C}}[f_0, x](m_1 + m_2)$.

To show the property satisfied by the operation \otimes_{λ} , we will proceed in two steps. First, let us denote $e_3 = e_2 r_1(m_1) + e_1 r_2(m_2) + e_1 e_2$. Because $\mathcal{I}(\mathbb{C})$ is an ideal and the two element e_1 and e_2 belong to $\mathcal{I}(\mathbb{C})$, the element e_3 also belongs to $\mathcal{I}(\mathbb{C})$. Using this notation, we show that there exists $r \in \mathcal{E}(\mathbb{C})$ for which the following equations hold:

$$\begin{aligned} (r_1(m_1) + e_1)(r_2(m_2) + e_2) &= r_1(m_1)r_2(m_2) + e_3 \\ &= r(m_1 m_2) + e_3 && \text{(Proposition 4.6)} \end{aligned}$$

Alternatively, we also have the following identities:

$$\begin{aligned} (r_1(m_1) - e_1)(r_2(m_2) - e_2) &= (c'_1 - c_1^T x)(c'_2 - c_2^T x) \\ &= c'_1 c'_2 - (c'_2 \cdot c_1 + c'_1 \cdot c_2)^T x + (c_1^T x)(c_2^T x) \\ &= c'_1 c'_2 - (c'_2 \cdot c_1 + c'_1 \cdot c_2)^T x + (c_1 \boxtimes_{\lambda} c_2)^T x && \text{(Proposition 4.14)} \\ &= c'_1 c'_2 - (c'_2 \cdot c_1 + c'_1 \cdot c_2 - c_1 \boxtimes_{\lambda} c_2)^T x && \text{(linearity)} \end{aligned}$$

Our two previous developement give us the following equation:

$$c'_1 c'_2 = r(m_1 m_2) + (c'_2 \cdot c_1 + c'_1 \cdot c_2 - c_1 \boxtimes_{\lambda} c_2)^T x + e_3$$

According to Definition 4.15, this equation shows that $(c_1, c'_1) \otimes_{\lambda} (c_2, c'_2)$ is in $\mathcal{S}_{\mathbb{C}}[f_0, x](m_1 m_2)$. \square

In summary of this section, the assertions made in Theorem 4.19 and Proposition 4.17 affirm that the encryption scheme introduced in section 4.1 qualifies as a legitimate fully homomorphic encryption scheme. This holds true under the condition that Alice publishes an element of the set $\mathcal{H}(x|\mathbb{C})$, where x represents the private key, as constructed in Generation 4.12. Importantly, this marks a significant milestone as it signifies an original instance of a (non-leveled) FHE scheme that eliminates the need for bootstrapping techniques in processing any finite sequence of additions and multiplications.

4.3. Security. The security of the cryptosystem outlined in section 4.1 is contingent upon the computational complexity of the RLWE problem (see [26]). Specifically, the challenge lies in the difficulty of deducing the secret key x , as defined in Generation 4.7, solely from the knowledge of the public key (f, f') provided in Publication 4.8. Additionally, we assume that the publication of a 3-tensor λ in the set $\mathcal{H}(\mathbb{C}|x)$ (defined in Definition 4.11) does not provide enough information about the components of x to compromise the secure full homomorphic property of ACES.

4.4. Implementation. The cryptosystem described in section 4.1 has an existing Python implementation tailored for the parameter values $\omega = 1$ and $N = 1$. While this implementation features a user-friendly suite of functions, it is important to note that it is not optimized for real-world applications. Its design is geared towards facilitating research and experimentation. The code for this package can be accessed on GitHub through the following link: <https://github.com/remytuyeras/aces>.

REFERENCES

- [1] Abbas Acar, Hidayet Aksu, A. Selcuk Uluagac, and Mauro Conti. A survey on homomorphic encryption schemes: Theory and implementation. *ACM Comput. Surv.*, 51(4), jul 2018.
- [2] J. Adamek and J. Rosicky. *Locally Presentable and Accessible Categories*. London Mathematical Society Lecture Note Series. Cambridge University Press, 1994.

- [3] Dan Boneh, Eu-Jin Goh, and Kobbi Nissim. Evaluating 2-dnf formulas on ciphertexts. In Joe Kilian, editor, *Theory of Cryptography*, pages 325–341, Berlin, Heidelberg, 2005. Springer Berlin Heidelberg.
- [4] Zvika Brakerski, Craig Gentry, and Vinod Vaikuntanathan. (leveled) fully homomorphic encryption without bootstrapping. In *Proceedings of the 3rd Innovations in Theoretical Computer Science Conference*, ITCS '12, page 309–325, New York, NY, USA, 2012. Association for Computing Machinery.
- [5] Zvika Brakerski and Vinod Vaikuntanathan. Efficient fully homomorphic encryption from (standard) lwe. Cryptology ePrint Archive, Paper 2011/344, 2011. <https://eprint.iacr.org/2011/344>.
- [6] Jung Hee Cheon, Andrey Kim, Miran Kim, and Yongsoo Song. Homomorphic encryption for arithmetic of approximate numbers. Cryptology ePrint Archive, Paper 2016/421, 2016. <https://eprint.iacr.org/2016/421>.
- [7] Ilaria Chillotti, Nicolas Gama, Mariya Georgieva, and Malika Izabachène. Tfhe: Fast fully homomorphic encryption over the torus. 2018. <https://eprint.iacr.org/2018/421>.
- [8] Ilaria Chillotti, Marc Joye, and Pascal Paillier. New challenges for fully homomorphic encryption. In *34th Conference on Neural Information Processing Systems (NeurIPS 2020)*, Vancouver, Canada, 2020.
- [9] Ronald Cramer and Victor Shoup. A practical public key cryptosystem provably secure against adaptive chosen ciphertext attack. In Hugo Krawczyk, editor, *Advances in Cryptology — CRYPTO '98*, pages 13–25, Berlin, Heidelberg, 1998. Springer Berlin Heidelberg.
- [10] T. Elgamal. A public key cryptosystem and a signature scheme based on discrete logarithms. *IEEE Transactions on Information Theory*, 31(4):469–472, 1985.
- [11] Junfeng Fan and Frederik Vercauteren. Somewhat practical fully homomorphic encryption. Cryptology ePrint Archive, Paper 2012/144, 2012. <https://eprint.iacr.org/2012/144>.
- [12] Laurent Fousse, Pascal Lafourcade, and Mohamed Alnuaimi. Benaloh’s dense probabilistic encryption revisited. In Abderrahmane Nitaj and David Pointcheval, editors, *Progress in Cryptology – AFRICACRYPT 2011*, pages 348–362, Berlin, Heidelberg, 2011. Springer Berlin Heidelberg.
- [13] P.J. Freyd and G.M. Kelly. Categories of continuous functors, i. *Journal of Pure and Applied Algebra*, 2(3):169–191, 1972.
- [14] Craig Gentry. Fully homomorphic encryption using ideal lattices. In *Proceedings of the Forty-First Annual ACM Symposium on Theory of Computing*, STOC '09, page 169–178, New York, NY, USA, 2009. Association for Computing Machinery.
- [15] Craig Gentry, Amit Sahai, and Brent Waters. Homomorphic encryption from learning with errors: Conceptually-simpler, asymptotically-faster, attribute-based. Cryptology ePrint Archive, Paper 2013/340, 2013. <https://eprint.iacr.org/2013/340>.
- [16] Shafi Goldwasser and Silvio Micali. Probabilistic encryption & how to play mental poker keeping secret all partial information. In *Symposium on the Theory of Computing*, 1982.
- [17] Jeffrey Hoffstein, Jill Pipher, and Joseph H. Silverman. Ntru: A ring-based public key cryptosystem. In Joe P. Buhler, editor, *Algorithmic Number Theory*, pages 267–288, Berlin, Heidelberg, 1998. Springer Berlin Heidelberg.
- [18] G.M. Kelly. A unified treatment of transfinite constructions for free algebras, free monoids, colimits, associated sheaves, and so on. *Bulletin of the Australian Mathematical Society*, 22(1):1–83, 1980.
- [19] Saunders Mac Lane. *Categories for the Working Mathematician*, volume 5 (2 ed.) of *Graduate Texts in Mathematics*. Springer New York, NY, 1978.
- [20] Adriana López-Alt, Eran Tromer, and Vinod Vaikuntanathan. On-the-fly multiparty computation on the cloud via multikey fully homomorphic encryption. In *Proceedings of the Forty-Fourth Annual ACM Symposium on Theory of Computing*, STOC '12, page 1219–1234, New York, NY, USA, 2012. Association for Computing Machinery.
- [21] Vadim Lyubashevsky, Chris Peikert, and Oded Regev. On ideal lattices and learning with errors over rings. In Henri Gilbert, editor, *Advances in Cryptology – EUROCRYPT 2010*, pages 1–23, Berlin, Heidelberg, 2010. Springer Berlin Heidelberg.
- [22] Chiara Marcolla, Victor Sucasas, Marc Manzano, Riccardo Bassoli, Frank H.P. Fitzek, and Najwa Aaraj. Survey on fully homomorphic encryption, theory, and applications. 2022. <https://eprint.iacr.org/2022/1602>.
- [23] Pascal Paillier. Public-key cryptosystems based on composite degree residuosity classes. In Jacques Stern, editor, *Advances in Cryptology — EUROCRYPT '99*, pages 223–238, Berlin, Heidelberg, 1999. Springer Berlin Heidelberg.
- [24] Oded Regev. On lattices, learning with errors, random linear codes, and cryptography. *J. ACM*, 56(6), sep 2009.
- [25] Damien Stehlé and Ron Steinfeld. Making ntru as secure as worst-case problems over ideal lattices. In Kenneth G. Paterson, editor, *Advances in Cryptology – EUROCRYPT 2011*, pages 27–47, Berlin, Heidelberg, 2011. Springer Berlin Heidelberg.
- [26] Damien Stehlé, Ron Steinfeld, Keisuke Tanaka, and Keita Xagawa. Efficient public key encryption based on ideal lattices. In Mitsuru Matsui, editor, *Advances in Cryptology – ASIACRYPT 2009*, pages 617–635, Berlin, Heidelberg, 2009. Springer Berlin Heidelberg.
- [27] Rémy Tuyéras. Elimination of quotients in various localisations of premodels into models. *Mathematics*, 5(3), 2017.
- [28] Marten van Dijk, Craig Gentry, Shai Halevi, and Vinod Vaikuntanathan. Fully homomorphic encryption over the integers. In Henri Gilbert, editor, *Advances in Cryptology – EUROCRYPT 2010*, pages 24–43, Berlin, Heidelberg, 2010. Springer Berlin Heidelberg.

Email address: rtuyeras@gmail.com