

TAT-LLM: A Specialized Language Model for Discrete Reasoning over Tabular and Textual Data

Fengbin Zhu^{1,3}, Ziyang Liu³, Fuli Feng², Chao Wang³, Moxin Li¹, Tat-Seng Chua¹

¹National University of Singapore, Singapore

²University of Science and Technology of China, China

³Estates Pte Ltd, Singapore

ABSTRACT

In this work, we address question answering (QA) over a hybrid of tabular and textual data that are very common content on the Web (e.g. SEC filings), where discrete reasoning capabilities are often required. Recently, large language models (LLMs) like GPT-4 have demonstrated strong multi-step reasoning capabilities. We then consider harnessing the amazing power of LLMs to solve our task. We abstract a *Step-wise Pipeline* for tabular and textual QA, which consists of three key steps, including *Extractor*, *Reasoner* and *Executor*, and initially design an instruction to instantiate the pipeline and validate that GPT-4 outperforms all existing methods. However, utilizing an online LLM like GPT-4 holds various challenges in terms of cost, latency, and data security risk, which motivates us to specialize smaller LLMs in this task. We develop a TAT-LLM language model by fine-tuning LLaMA 2 with the training data generated automatically from existing expert-annotated datasets following the *Step-wise Pipeline*. The experimental results have verified that our TAT-LLM model can outperform all baseline models, including the previous best fine-tuned models and very large-scale LLMs like GPT-4 on FinQA, TAT-QA and TAT-DQA benchmarks. We hope our work can serve as a pioneering example of specializing smaller language models for specific tasks.

CCS CONCEPTS

• Information systems → Question answering; • Computing methodologies → Natural language processing.

KEYWORDS

Question Answering, Large Language Model, Tabular and Textual Data, Discrete Reasoning, Natural Language Processing

ACM Reference Format:

Fengbin Zhu^{1,3}, Ziyang Liu³, Fuli Feng², Chao Wang³, Moxin Li¹, Tat-Seng Chua¹. 2018. TAT-LLM: A Specialized Language Model for Discrete Reasoning over Tabular and Textual Data. In *Proceedings of Make sure to enter the correct conference title from your rights confirmation email (Conference acronym 'XX)*. ACM, New York, NY, USA, 16 pages. <https://doi.org/XXXXXX.XXXXXXX>

Permission to make digital or hard copies of all or part of this work for personal or classroom use is granted without fee provided that copies are not made or distributed for profit or commercial advantage and that copies bear this notice and the full citation on the first page. Copyrights for components of this work owned by others than ACM must be honored. Abstracting with credit is permitted. To copy otherwise, or republish, to post on servers or to redistribute to lists, requires prior specific permission and/or a fee. Request permissions from permissions@acm.org.

Conference acronym 'XX, June 03–05, 2018, Woodstock, NY

© 2018 Association for Computing Machinery.

ACM ISBN 978-1-4503-XXXX-X/18/06...\$15.00

<https://doi.org/XXXXXX.XXXXXXX>

Revenue from external customers, classified by significant product and service offerings, was as follows:			
(in millions)			
Year Ended June 30,	2019	2018	2017
Server products and cloud services	32,622	26,129	21,649
Office products and cloud services	31,769	28,316	25,573
Windows	20,395	19,518	18,593
Gaming	11,386	10,353	9,051
Search advertising	7,628	7,012	6,219
LinkedIn	6,754	5,259	2,271
Enterprise Services	6,124	5,846	5,542
Devices	6,095	5,134	5,062
Other	3,070	2,793	2,611
Total	125,843	110,360	96,571

Our commercial cloud revenue, which includes Office 365, Commercial, Azure, the commercial portion of LinkedIn, Dynamics 365, and other commercial cloud properties, was \$38.1 billion, \$26.6 billion and \$16.2 billion in fiscal years 2019, 2018, and 2017, respectively. These amounts are primarily included in Office products and cloud services, Server products and cloud services, and LinkedIn in the table above.

Question 1: What was the percentage change in gaming between 2018 and 2019?
Discrete Reasoning Type: Arithmetic Calculation
Answer: $(11,386 - 10,353) / 10,353 = 9.98\%$

Question 2: Did the total revenue in 2019 exceed that of 2018?
Discrete Reasoning Type: Comparison
Answer: $125,843 > 110,360 = \text{Yes}$

Question 3: How many revenue items are between 6,000 million and 6,500 million in 2019?
Discrete Reasoning Type: Counting
Answer: $\text{Count}(\text{Enterprise Services} \# \text{Devices}) = 2$

Figure 1: Examples of QA with discrete reasoning over a hybrid of tabular and textual data.

1 INTRODUCTION

Nowadays the Web inundates its users with vast and intricate content, necessitating content analysis techniques. In this work, we focus on analyzing a prevalent category of Web content: documents containing tables and text, including but not limited to SEC filings, financial statements, academic papers, and medical reports. These documents often feature extensive numerical data in both tabular and textual formats, demanding discrete reasoning for intelligent comprehension. Recent research [7, 53, 54] investigates the intelligent comprehension of such documents through question answering (QA) tasks, as exemplified in Figure 1. The model, provided with a table and relevant text as the context, needs to perform various types of discrete reasoning, such as arithmetic calculations, making comparisons, and counting, to answer the question.

To perform QA over hybrid tabular and textual data, a straightforward approach [21, 34] involves taking the table, text, and question as input and generating the answer directly. However, this approach can be ineffective due to the complex reasoning process involved [42]. To address this, some works [7, 25, 52, 55] decompose the task into multiple steps, producing intermediate results that serve as references for the final answer. For example, SoarGraph [55] first extracts the relevant information by selecting nodes in a constructed table-text graph structure and then employs a tree-based method to explicitly generate the mathematical expression of the answer. These multi-step approaches typically require distinct modules for each step and often optimize them concurrently through multi-task learning. However, the problem of how to decompose and model the answer process remains an open challenge.

We identify three key steps in the process of tabular and textual QA, and abstract a *Step-wise Pipeline*, as illustrated in Figure 2 b). In particular, 1) *Extractor* identifies the relevant information or evidence to the question from the given context; 2) *Reasoner* generates a mathematical equation or logic rule with the obtained information; and 3) *Executor* derives the final answer by executing the mathematical equation or logic rule with the associated information. These three steps emphasize different abilities for tabular and textual QA – understanding of the question and context, knowledge (e.g., logic) of answering the question, and precision in calculating the answer. As these steps produce a sequence of intermediate results, we can specifically model them and enhance their discrete reasoning ability given a practical scenario of tabular and textual QA problems.

A large language model (LLM) like GPT-3 [2] or FLAN [40] has exhibited strong abilities required in the steps of the *Step-wise Pipeline* and an emergent multi-step reasoning ability [41] with proper instructions such as chain-of-thought (CoT) [42] and least-to-most [51]. We initially design a task instruction to instantiate the pipeline and validate that GPT-4 [31] outperforms existing methods for such QA tasks on multiple benchmarks (see Tables 2–4). However, utilizing an online LLM presents challenges in terms of cost, latency, and data security risks. On the other hand, fine-tuning a smaller language model specifically for math word problems has shown promising results [12, 16]. This inspires us to explore the specialization of smaller language models for discrete reasoning over tabular and textual data within the *Step-wise Pipeline*.

To this end, we develop a TAT-LLM model by fine-tuning LLaMA 2 [38] with the training data generated automatically from existing expert-annotated datasets, as shown in Figure 2 c). In particular, we train the selected LLM to take the table, text, and question as input, and complete the task in three steps following the *Step-wise Pipeline*. We construct each of the training instances with five parts: Instruction, Table, Text, Question, and Response, from available tabular and textual QA datasets. It is worth mentioning that the model output (or response) is formatted to a structured table, with each row corresponding to one step of the pipeline, as shown in the right part of Figure 2 c). This design is friendly to further refining the final answer and automatic evaluation. Moreover, to enhance the model performance, we equip the TAT-LLM model with an *External Executor*, which strengthens the execution of logical rules and mathematical calculations to better infer the final answer. We test our TAT-LLM on three popular tabular and textual QA benchmarks:

FinQA [7], TAT-QA [54] and TAT-DQA [53]. The experimental results show that our smallest model TAT-LLM (7B) can outperform all baseline models and even beat GPT-4 on all three datasets.

We make the following main contributions in this work:

- We abstract a *Step-wise Pipeline* including *Extractor*, *Reasoner* and *Executor* for better discrete reasoning capabilities and ground the pipeline on LLMs, showcasing their potential on the tabular and textual QA task.
- We develop a TAT-GPT model by fine-tuning LLaMA 2 [38] for tabular and textual QA using the *Step-wise Pipeline*, which supports better for practical usage with cost and privacy concerns.
- We conduct extensive experiments on three benchmarks, which validate the superiority of our TAT-LLM model over both conventional methods and very large-scale LMs like GPT-4, and the scaling law of LLMs on the tabular and textual QA task.

2 RELATED WORK

In this section, we review the related work on tabular and textual QA, large language model, and instruction tuning.

2.1 Tabular and Textual QA

Documents containing a hybrid of tabular and textual contents are very common on the Web [54]. The intelligent comprehension of these documents is often achieved with QA tasks. Early works [4, 5, 24, 24] focus on answer extraction from tabular and textual data. For example, HybridQA [5] requires the model to extract a cell or a text span as the answer to a given question from Wikipedia tables and text. In recent two years, a growing body of works tackle tabular and textual QA by performing discrete reasoning as massive numerical information is usually included in the table or text, such as TAT-QA [54], TAT-HQA [23], FinQA [7], MultiHiertt [50], and TAT-DQA [53]. In this line of research, many supervised fine-tuning methods are proposed, such as TagOp [54], DyRRen [25], ELAS-TIC [48], MVGE [43], RegHNT [21], SoarGraph [55] and UniRPG [52]. For example, TagOp [54] first adopts sequence tagging to extract the supporting evidence from the table and text, and then applies pre-defined operators like addition, subtraction, and counting to infer the final answer. Harnessing the capabilities of advanced LLMs to tackle tabular and textual QA remains a relatively under-explored area, which is the main focus of our work.

2.2 Large Language Models (LLMs)

Recently, LLMs like ChatGPT [32], GPT-4 [31] and PaLM [10] have attracted tremendous research attention with their superb language understanding and generation abilities, bringing excellent performance to tasks of reading comprehension [35], discrete reasoning [13, 18, 42], etc. Since these general LLMs are usually extremely large and not accessible for most researchers, open-source smaller LLMs are proposed to allow researchers to customize their own LLMs for different tasks, such as LLaMA [37], Vicuna [9], and Alpaca [36], with comparable performance to top general LLMs.

Existing research has attempted to instruct LLMs to perform table-based QA [3]. Several works [8, 17, 20, 46] leverage general LLMs to solve the problem through a series of designed instructions or steps, which may include complex question decomposition, table evidence extraction, and SQL/code generation which is then

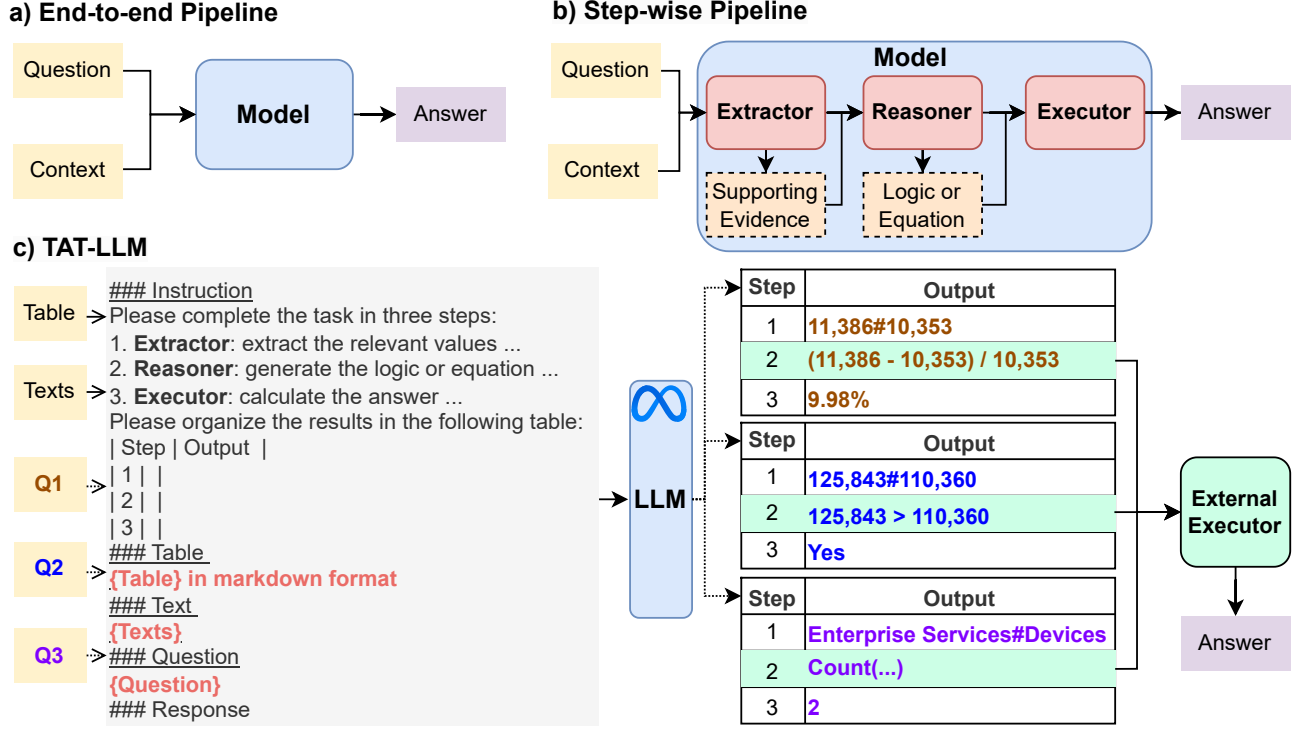


Figure 2: Comparison between a) *End-to-end Pipeline* and b) *Step-wise Pipeline*. c) Our TAT-LLM language model is developed by fine-tuning LLaMA 2 [38] following the *Step-wise Pipeline*.

executed via corresponding executors. However, these solutions do not focus on hybrid tabular and textual QA tasks, and rely on close-source general LLMs and carefully human-crafted instruction steps. Liu et al. [27] focus on the multi-modal tabular, textual and image QA task, but still rely on instructing the general LLM to solve table-based questions. Our solution aims to enhance the tabular and textual QA ability by fine-tuning open-source LLMs.

2.3 Instruction Tuning

Instruction tuning is a very effective approach to boost the performance of pre-trained LLMs in various natural language tasks [32, 49, 49]. It is an essential training stage for nearly all state-of-the-art LLMs (e.g., GPT-4 [31], Flan-T5 [11]), enabling pre-trained LLMs to understand the user query intent and follow user instructions. To perform instruction tuning, the LLM is trained on *(input, output)* pairs of natural language task data, where the input is usually a concatenation of task instruction, optional in-context examples and task input [32]. For general LLMs, instruction tuning usually aggregates massive data from a wide variety of natural language tasks [11] to develop well-round language abilities.

Apart from training general LLMs, some works also perform domain-specific instruction tuning to obtain LLMs for certain domains or tasks. For example, in financial domain, BloombergGPT [44] performs instruction tuning on a wide range of financial task data, largely outperforming general LLMs on financial tasks. Goat [26]

fine-tunes LLaMA on various arithmetic tasks, outperforming GPT-4 on some of these tasks. Model specialization [16] performs instruction tuning on small LMs to distill a certain task ability from general large LLMs. Yang et al. [45] distill table-based reasoning abilities from large LLMs to smaller LLMs. Similarly, our TAT-LLM focuses on financial tabular and textual QA tasks. To perform instruction tuning, techniques such as LoRA [19] and Qlora [15] are usually adopted to reduce the training cost.

3 APPROACH

In this section, we first introduce the *Step-wise Pipeline* for tabular and textual QA to highlight its merits, and then provide details of our TAT-LLM model specializing in discrete reasoning over hybrid tabular and textual data.

3.1 End-to-end Pipeline vs. Step-wise Pipeline

We consider such a problem: given a question and its relevant context, the model aims to derive the answer from the context, where discrete reasoning capabilities are usually required. In this work, the context refers to the documents with a hybrid of tabular and textual data.

3.1.1 End-to-end Pipeline. As shown in Figure 2 a), to solve the problem, the model that follows an *End-to-end Pipeline* takes the given question and context as input and directly outputs the answer. This straightforward approach provides little insight into how

the answer is derived. It is akin to a black-box method where the internal workings remain largely concealed.

3.1.2 Step-wise Pipeline. We abstract this pipeline from previous multi-step methods such as [25, 54, 55]. As shown in Figure 2 b), this pipeline addresses the task with three steps: *Extractor*, *Reasoner*, and *Executor*. In particular, *Extractor* serves as an information extraction module that identifies the relevant snippets or segments of information to the question from the context; 2) *Reasoner* works as a “logic thinker” to generate the right logic rule or equation that leads to the right answer to the question; 3) *Executor* is responsible for deriving the final answer by performing the logic rule or calculating the equation.

Such a *Step-wise Pipeline* is able to produce a sequence of intermediate results, which enables us to boost each component within the pipeline, consequently leads to improved final performance. For example, in this work, we choose to strengthen the third step by adding an extra *Executor*, which brings noticeable performance gains as verified experimentally in Section 4.6.3.

3.1.3 Implementing Pipelines with LLMs. LLMs are shown to be able to follow user instructions in natural language to generate desired results [33]. It therefore has become a general consensus that LLMs can be trained to complete specific tasks as expected with appropriate instructions. In this work, our goal is to instruct LLMs to perform discrete reasoning over tabular and textual data following the *Step-wise Pipeline*. To achieve it, we carefully design a natural language instruction to include the three steps in the *Step-wise Pipeline*, i.e., *Extractor*, *Reasoner*, and *Executor*. After that, we generate the training data with publicly available tabular and textual QA datasets and train LLMs to answer the questions to follow the instructions. At below, we elaborate on how we develop our TAT-LLM language model following the *Step-wise Pipeline*, and provide a comprehensive comparison with the model trained following the *End-to-end Pipeline* in Section 4.6.2.

3.2 TAT-LLM

Here we introduce how we develop the TAT-LLM model.

3.2.1 Selection of the Language Model. We develop our TAT-LLM by fine-tuning LLaMA 2 [38] on the training data transformed from publicly available expert-annotated tabular and textual QA datasets. LLaMA [37, 38] is a series of open-source large language models that are trained on the large-scale publicly available corpus. It is commonly employed in the development of large language models with instruction tuning, such as Alpaca [36], Vicuna [9], and Goat [26]. In this study, we choose the latest LLaMA 2 [38] as our base language model because it offers an extended maximum sequence length (i.e., 4,096) compared to the previous version — LLaMA 1 [37], which often fails to accommodate the tabular and textual content of one instance from the existing QA datasets. Moreover, LLaMA 2 has demonstrated remarkable performance across various benchmarks.

3.2.2 Construction of Training Data. To develop TAT-LLM, our fine-tuning is based on the training data we automatically transform from available tabular and textual QA datasets. For implementation

Algorithm 1 : External Executor

Input O_1 : the output of *Extractor*; O_2 : the output of *Reasoner*; O_3 : the output of *Executor*; Q_t : the predicted question type.

```

1:  $answer \leftarrow O_3$ 
2: if  $O_2$  is a valid arithmetic equation then
3:    $answer \leftarrow round(eval(O_2), 4)$ 
4: else if “#” in  $O_2$  then # multiple values are separated with “#”
5:    $arr \leftarrow O_2.split("#")$ 
6:    $answer \leftarrow len(arr)$ 
7: else if “>” in  $O_2$  or “<” in  $O_2$  then
8:    $answer \leftarrow eval(O_2)$ 
9: else if  $O_2 = \text{“N.A.”}$  then
10:  if  $Q_t = \text{“Span”}$  then
11:     $answer \leftarrow O_1$ 
12:  else if  $Q_t = \text{“Multiple Spans”}$  then
13:     $arr \leftarrow O_1.split("#")$  # spans are separated with “#”
14:     $answer \leftarrow arr$ 
15:  end if
16: end if
```

in this work, we use three datasets, including FinQA [7], TAT-QA[54] and TAT-DQA[53], which are detailed in Section 4.1. We carefully design templates for each dataset to generate the training data for fine-tuning LLMs. Please refer to Appendix A for detailed information about their formats. As shown in Figure 2 c), each training instance is designed to be composed of five parts, including Instruction, Table, Text, Question, and Response.

Instruction: This part provides a detailed guide for what the task is and how to complete it. It outlines the steps that should be followed to derive the answer from the provided context. We adopt the *Step-wise Pipeline* described in above sections. 1) *Extractor*: We request the model to extract the relevant information from either the table or the accompanying text. 2) *Reasoner*: Based on the extracted information, we ask the model to derive an equation or a logic rule that is used to infer the answer. 3) *Executor*: We require the model to execute the equation or logic rule to arrive at the final answer. An illustration is given in Figure 2 c), which is the same for all the training instances. The instruction part helps the model to precisely understand the task and generate accurate and meaningful outputs.

Table: This part refers to the tabular data in the input context of this task. We compose this part using the tables from FinQA and TAT-QA datasets. As each table in the two datasets is stored in a Two-Dimensional (2D) array, we transform it into a markdown table. Note that we omit TAT-DQA dataset for constructing this part, considering the context given in TAT-DQA is the document pages from PDF documents, where the position and structure of the table are unknown.

Text: This part refers to the textual data in the input context. For FinQA and TAT-QA datasets, we compose this part with the annotated paragraphs associated with the table; all contents from the document pages in TAT-DQA dataset are regarded as textual data.

Question: This part refers to the question that is asked based on the input tabular and textual data. We directly put the question from the three datasets in this part. The goal of the task is to generate the right answer to this question.

Response: This part describes the model’s output based on the given table, text, and question. To better inspect the results in the intermediate steps and automatically evaluate the model output, we train the language model to format the output in a structured markdown table with two columns, i.e., step and output. Each row in the output table corresponds to one step defined in the instruction. In the end, the model draws its conclusion with a statement: "The answer is: answer", making its final response clear.

To train the model, the response part in the training set needs to be generated in advance. Existing tabular and textual QA datasets often provide the answer to the question and the derivation annotated by human experts. To generate the correct response for constructing our training instance, we first automatically identify the supporting evidence from the derivation of each question, such as the numbers and entities, which are used as the output of the first step. We then convert the derivation to a valid equation or logic rule as the output of the second step, making sure its execution result is consistent with the answer. We directly use the annotated answer as the output of the last step.

3.2.3 Training. After constructing the training set, we train our TAT-LLM model in various sizes, including 7B, 13B, and 70B, by fine-tuning LLaMA 2 [38] using Low-Rank Adaptation (LoRA) [19]. More details are provided in Section 4.3.

3.2.4 External Executor. We observe that the trained model struggles in performing the execution of the mathematical equations or logic rules (e.g., counting, comparison) in the last step, according to experimental evaluations in Section 4.6.3. Such incompetence of the Executor has also been found in previous works [26, 28, 47]. To enhance the model’s accuracy of the final output, we propose to add an *External Executor* to our model, which takes the model’s intermediate outputs as input and performs the execution of the equations or logic rules to obtain the final answer. With this *External Executor*, the model is able to refine its output to a better one. With the output of the model formatted to a structured table, as aforementioned, we can easily access the intermediate results. The whole process is summarized in Algorithm 1. After obtaining the intermediate results, the *External Executor* is applied to refine the final answer instead of directly using the prediction of the model.

4 EXPERIMENTS

We conduct extensive experiments to evaluate the effectiveness of our *Step-wise Pipeline* and TAT-LLM model. In addition to the comparisons with previous work, we also provide a comprehensive analysis to further verify our model design rationality, and reveal more properties of our method.

4.1 Datasets

We conduct the experiments using three publicly available tabular and textual QA datasets, i.e., FinQA [7], TAT-QA [54] and TAT-DQA [53], which are introduced at below. See Table 1 for the statistics of splits of each dataset.

FinQA [7] is an expert-annotated tabular and textual QA dataset in which the tables and text are sampled from financial reports. It focuses on discrete reasoning capabilities like addition, subtraction, multiplication, division, and numerical comparison.

Table 1: Statistics of the train, validation and test splits for the financial tabular and textual QA datasets.

Dataset	Train Set	Dev Set	Test Set
FinQA [7]	6,251	883	1,147
TAT-QA [54]	13,215	1,668	1,669
TAT-DQA [53]	13,251	1,645	1,662

TAT-QA [54] is also built with tables and paragraphs extracted from financial reports. Most questions require discrete reasoning for generating the answers, and meanwhile there are also cases where the answers can be extracted directly from the tables or text. Its questions are classified into four different types: *Span*, *Multiple Spans*, *Counting*, and *Arithmetic*. In addition to the numerical value in the predicted answer, it also requires the model to predict the right scale of the answer, e.g., *thousand*, *million*.

TAT-DQA [53] is an extension of the TAT-QA dataset, focusing on question answering over the original long financial statements with up to three pages, and the position and structure of the tables are unknown. This setting is believed to be more realistic and challenging than FinQA and TAT-QA datasets.

4.2 Compared Models

We compare our TAT-LLM model with two kinds of models: fine-tuned models on the tabular and textual QA dataset, and LLMs in zero-shot setting. For fine-tuned models, we select the state-of-the-art supervised fine-tuned models for each dataset, which are listed separately in Table 2, Table 3 and Table 4. For LLMs, we utilize the state-of-the-art GPT3.5-Turbo [2] and GPT-4 [31]. Besides, we also adopt powerful smaller LLMs that have garnered considerable research interest in the field, including Vicuna (7B) [9] and LLaMA 2-Chat (7B and 70B) [38]. In addition to these general LLMs, we also compare our models with LLMs specialized in math word problems, including MAMmoTH (70B) [47] and WizardMath (70B) [28], since our task involves numerical reasoning. All LLMs are tested in zero-shot setting, because financial tabular and textual data inputs tend to be lengthy, making it impractical to include additional in-context examples due to input length limits.

4.3 Implementation Details

Since the question type and the scale of the answer have been annotated in both TAT-QA and TAT-DQA datasets, we add two more steps in the instruction part of the input instance, in addition to the three steps in the proposed *Step-wise Pipeline* shown in Figure 2 c). One step is Question Type Predictor, with which we limit the model to select one value from the following question types: *Span*, *Multiple Spans*, *Counting*, and *Arithmetic*. For *Span* and *Multiple Spans* questions, we set the output of the *Reasoner* to "N.A.". The other step is Scale Predictor, with which we restrict the model to choose one from the following values: *Thousand*, *Million*, *Billion*, *Percent* and *None*. For all the templates used to construct training instances of our TAT-LLM model, please refer to Appendix A.

We train our TAT-LLM model by fine-tuning LLaMA 2 [38] using Low-Rank Adaptation (LoRA) [19] on one NVIDIA DGX-A100 with

eight A100 GPUs. The quantization is 8 bit. We use Adam optimizer with a learning rate of $3e-4$ and warmup over the first 3% steps to train. The maximum sequence length is 4,096 and the maximum number of epochs is set to 3. The batch size is set to 4 and the gradient accumulation step is 10.

For comparing with fine-tuned models, we take the results from their original papers respectively. For each LLM, we utilize three different templates to perform zero-shot inference to obtain prediction results. We select the best result as the reported result in Section 4.5. Please refer to Appendix B for details of the templates we use for zero-shot inference. We utilize the latest version¹ GPT3.5-Turbo [2] and GPT-4 [31] via OpenAI APIs². We set the temperature as 0, top p as 1.0, max token as 1,000, and other parameters as default. We obtain the official trained checkpoint of Vicuna [9], LLaMA 2-Chat [38], MAMmoTH [47] and WizardMath [28] from Huggingface³. The inference is done on one NVIDIA DGX-A100 with eight A100 GPUs. The parameters num_beam and do_sample are 1 and false respectively.

4.4 Evaluation Metrics

We adopt the standard automatic evaluation metrics of FinQA, TAT-QA and TAT-DQA to evaluate the compared methods. For TAT-QA and TAT-DQA, we adopt the Exact Match (EM) and the numeracy-focused (macro-averaged) F_1 score [53, 54]. Both two metrics measure the overlap between a bag-of-words representation of the gold and predicted answers. The numeracy-focused F_1 score is set to 0 unless the predicted number is exactly equal to the ground truth. We use EM for FinQA, which is the same as the metric of Execution Accuracy originally used in FinQA [7].

For zero-shot prediction using LLMs like GPT3.5-Turbo [2] and WizardMath [28], we omit the scale prediction and compare the predicted value with the ground truth value only, assuming the scale prediction is always correct. For our TAT-LLM model, since we instruct the model to output a structured table that is friendly to automatic evaluation, we take the scale into account.

4.5 Main Results

We first compare the performance of our TAT-LLM with compared methods on each tabular and textual QA dataset, i.e., FinQA, TAT-QA and TAT-DQA, respectively. The experimental results are summarized in Table 2 for FinQA, Table 3 for TAT-QA and Table 4 for TAT-DQA. From the tables, we make the following observations. 1) Our TAT-LLM (7B) significantly outperforms all other models on all three datasets, including the previous best fine-tuned models and the state-of-the-art GPT-4 [31]. In particular, our TAT-LLM reaches 64.60%, 74.56% and 69.45% in terms of EM on the test set of FinQA, TAT-QA and TAT-DQA respectively, i.e. an increase of 0.69, 2.64 and 4.99 points compared to GPT-4. These results well demonstrate the great effectiveness of our model. The results also confirm the rousing potential of specializing smaller language models, like our TAT-LLM (7B) model, for specific tasks to yield better performance than very large-scale models like GPT-4. 2) GPT-4 with our *Step-wise Pipeline* surpasses the best fine-tuned models on all datasets,

Table 2: Performance of our TAT-LLM model and compared models on the test set of FinQA. The best result is marked in bold and the second-best result is underlined. The number in red indicates the improvement over the second-best result.

Type	Model	EM
Human Expert Performance		91.16
Fine-tuned	Longformer [1]	21.90
	NeRd [6]	48.57
	FinQANet _{BERT} [7]	50.00
	DyRRen _{BERT} [25]	59.37
	FinQANet _{RoBERTa} [7]	61.24
	ELASTIC _{RoBERTa} [48]	62.66
	DyRRen _{RoBERTa} [25]	63.30
Zero-shot	Vicuna (7B) [9]	10.11
	LLaMA 2-Chat (7B) [38]	15.43
	LLaMA 2-Chat (70B) [38]	32.17
	MAMmoTH (70B) [47]	36.09
	WizardMath (70B) [28]	47.25
	GPT-3.5-Turbo [2]	58.00
	GPT-4 [31]	<u>63.91</u>
Ours	TAT-LLM (7B)	64.60 (+0.69)

showing the rationality of such a pipeline. 3) However, the performance of GPT-4 and our TAT-LLM obviously lags behind that of human experts, showing that this task is still challenging. 4) The strong general LLM GPT3.5-Turbo and LLaMA 2-Chat (70B) underperform the best fine-tuned models, evidencing that supervised fine-tuning is still essential for achieving advanced performance on table-text QA datasets. 5) The LLMs specialized in math word problems, i.e., WizardMath [28] and MAMmoTH [47], largely underperform GPT3.5-Turbo, GPT-4 and our TAT-LLM model, showing that current numerically-enhanced LLMs still struggle in discrete reasoning over tabular and textual QA. This again speaks for the considerable value of specializing models for different tasks.

4.6 Model Analysis

4.6.1 Fine-tuning with Combined Data. In addition to training our TAT-LLM model on a single tabular and textual QA dataset, we also train the TAT-LLM_{All} (7B) with a combination of the train sets from FinQA, TAT-QA and TAT-DQA datasets. As shown in Table 5, training on a combined dataset brings clear performance improvements over training on a single dataset. This suggests that incorporating larger-sized and more diverse data into the training process can potentially enhance the model’s overall capabilities. Furthermore, we check the performance with various sizes of the base LLaMA 2 model, and find that larger models consistently achieve significant performance improvements across all test datasets, aligning with the prevailing consensus in the field. Compared to GPT-4, TAT-LLM_{All} (70B) increases 12.90, 9.50 and 12.09 points on the EM metric over FinQA, TAT-QA and TAT-DQA, respectively, which strongly validates the rationality of our solution.

¹Date: Sep 2023

²<https://platform.openai.com/>.

³<https://huggingface.co/models>

Table 3: Performance of our TAT-LLM model and compared models on the test set of TAT-QA. Best results are marked in bold and second-best results are underlined. Numbers in red indicate the improvement over the second-best results.

Type	Model	EM	F ₁
Human Expert Performance		84.1	90.8
Fine-tuned	TagOp [54]	50.10	58.00
	TeaBReaC [39]	55.80	63.80
	KIQA [30]	58.20	67.40
	FinMath [22]	58.30	68.20
	GAO [29]	61.90	72.10
	MHST [53]	63.60	72.70
	UniPCQA [14]	63.90	72.20
	SoarGraph [56]	65.40	75.30
	UniRPG [52]	67.20	76.00
	RegHNT [21]	70.30	77.90
	MVGE [43]	70.90	79.10
Zero-shot	Vicuna (7B) [9]	32.53	40.97
	LLaMA 2-Chat (7B) [38]	37.16	45.37
	MAmmoTH (70B) [47]	38.97	46.51
	WizardMath (70B) [28]	39.63	45.28
	LLaMA 2-Chat (70B) [38]	45.94	53.80
	GPT-3.5-Turbo [2]	59.47	68.11
	GPT-4 [31]	<u>71.92</u>	<u>79.71</u>
Ours	TAT-LLM (7B)	74.56 (+2.64)	82.88 (+3.17)

Table 4: Performance of our TAT-LLM model and compared models on the test set of TAT-DQA. Best results are marked in bold and second-best results are underlined. Numbers in red indicate the improvement over the second-best results.

Type	Model	EM	F ₁
Human Expert Performance		84.1	90.8
Fine-tuned	NumNet+ V2 [34]	30.60	40.10
	TagOp [54]	33.70	42.50
	MHST [53]	41.50	50.70
	Doc2SoarGraph [56]	59.20	67.60
Zero-shot	Vicuna (7B) [9]	28.44	36.72
	LLaMA 2-Chat (7B) [38]	34.52	42.32
	MAmmoTH (70B) [47]	35.42	42.82
	WizardMath (70B) [28]	36.44	41.55
	LLaMA 2-Chat (70B) [38]	41.91	49.74
	GPT-3.5-Turbo [2]	52.74	61.40
	GPT-4 [31]	<u>64.46</u>	<u>72.20</u>
Ours	TAT-LLM (7B)	69.45 (+4.99)	77.75 (+5.55)

4.6.2 Different Fine-tuning Strategies. To verify the effect of our fine-tuning strategy, i.e. *Step-wise Pipeline* plus *External Executor*, we compare it with separately applying *End-to-end Pipeline* or *Step-wise Pipeline* on LLaMA 2 (7B) models. The results are summarized in Figure 3. Firstly, we can see our TAT-LLM model clearly outperforms the two variants following the *End-to-end Pipeline* and the *Step-wise Pipeline* on all tabular and textual QA datasets for both evaluation metrics, demonstrating the effectiveness of our fine-tuning strategy. Besides, we find that the *Step-wise Pipeline* also outperforms the *End-to-end Pipeline* in all situations, showing the rationality of incorporating intermediate reasoning steps, which is in line with previous research on chain-of-thoughts reasoning [11, 42]. Moreover, it is observed that the *End-to-end Pipeline* achieves notably poor performance on FinQA compared to that on

Table 5: Performance of the TAT-LLM model on the test sets, which is trained using a combination of all three training sets. Best results are marked in bold. Numbers in red indicate the improvement compared with GPT-4.

Model	FinQA	TAT-QA		TAT-DQA	
	EM	EM	F ₁	EM	F ₁
GPT-3.5-Turbo	58.00	59.47	68.11	52.74	61.40
GPT-4	<u>63.91</u>	<u>71.92</u>	<u>79.71</u>	<u>64.46</u>	<u>72.20</u>
Fine-tuned with respective training set:					
TAT-LLM (7B)	(+0.69)	(+2.64)	(+3.17)	(+4.99)	(+5.55)
	64.60	74.56	82.88	69.45	77.75
Fine-tuned with a combination of training sets:					
TAT-LLM _{All} (7B)	(+1.22)	(+4.57)	(+5.42)	(+6.92)	(+8.04)
	65.13	76.49	85.13	71.38	80.24
TAT-LLM _{All} (13B)	(+8.02)	(+5.59)	(+6.24)	(+7.76)	(+8.36)
	71.93	77.51	85.95	72.22	80.56
TAT-LLM _{All} (70B)	(+12.90)	(+9.50)	(+8.78)	(+12.09)	(+11.70)
	76.81	81.42	88.49	76.55	83.90

Table 6: Effectiveness of the *External Executor* for TAT-LLM_{All} with different sizes.

Model	FinQA	TAT-QA		TAT-DQA	
	EM	EM	F ₁	EM	F ₁
TAT-LLM _{All} (7B)					
w/o <i>External Executor</i>	48.47	58.69	67.21	54.84	63.68
w <i>External Executor</i>	65.13	76.49	85.13	71.38	80.24
gains	(+16.66)	(+17.80)	(+17.92)	(+16.54)	(+16.56)
TAT-LLM _{All} (13B)					
w/o <i>External Executor</i>	60.05	62.60	70.73	59.95	68.61
w <i>External Executor</i>	71.75	76.79	85.05	71.86	80.50
gains	(+11.70)	(+14.19)	(+14.32)	(+11.91)	(+11.89)
TAT-LLM _{All} (70B)					
w/o <i>External Executor</i>	70.10	76.61	83.55	71.74	78.99
w <i>External Executor</i>	76.81	81.42	88.49	76.55	83.90
gains	(+6.71)	(+4.81)	(+4.94)	(+4.81)	(+4.91)
GPT-4	63.91	71.92	79.71	64.46	72.20

TAT-QA and TAT-DQA. This is probably because FinQA requires more complex discrete reasoning steps than TAT-QA and TAT-DQA, and omitting such steps in fine-tuning would largely degrade model performance. Finally, we find a significant performance increase from the *Step-wise Pipeline* to TAT-LLM. This is due to the incorporation of the reliable *External Executor* which largely guarantees the reasoning accuracy of the answer. In the next section, we perform detailed analysis on the effectiveness of the *External Executor*.

4.6.3 Effect of External Executor w.r.t. Different Model Sizes. Here we analyze the effectiveness of the *External Executor* on models with different sizes. As the experimental results show in Table 6, we can see that ablating the *External Executor* significantly degrades the performance across all model sizes on all tabular and textual QA datasets, causing decreases of larger than 15 points on the EM of the three datasets for TAT-LLM_{All} (7B). This shows that the

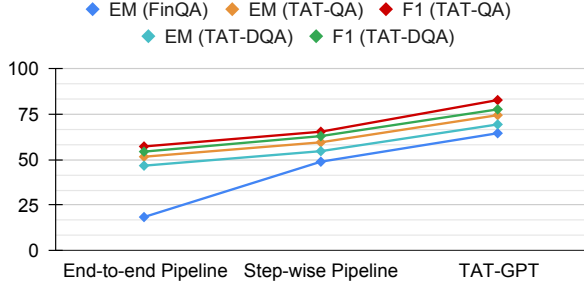


Figure 3: Comparison on different fine-tuning strategies.

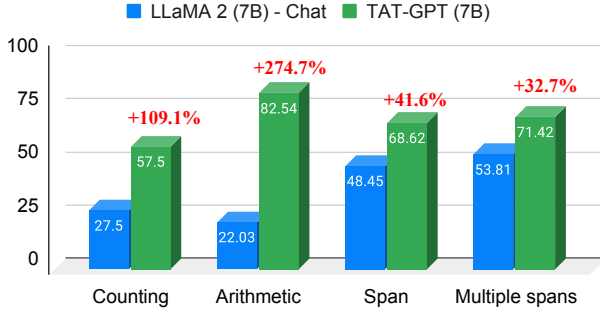


Figure 4: Performance comparison in terms of EM between TAT-LLM (7B) and LLaMA 2-Chat (7B) for different question types on TAT-QA. Numbers in red denote the relative improvement from LLaMA 2-Chat (7B) to TAT-LLM (7B).

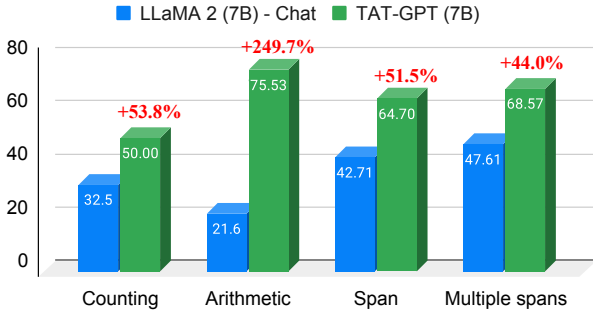


Figure 5: Performance comparison in terms of EM between TAT-LLM (7B) and LLaMA 2-Chat (7B) for different question types on TAT-DQA. Numbers in red denote the relative improvement from LLaMA 2-Chat (7B) to TAT-LLM (7B).

External Executor is essential in ensuring the answer correctness. Also, we find that larger models w/o *External Executor* perform better than smaller models w/o *External Executor*, and the gains by the *External Executor* get smaller as the model size increases. The largest TAT-LLM_{ALL} (70B) w/o *External Executor* only decreases less than 7 points on three tabular and textual QA datasets, which is far less than TAT-LLM_{ALL} (7B). This is because larger models have stronger discrete reasoning abilities than smaller models and make less mistakes in answer derivation. Hence, the advantage of ensuring accurate results in discrete reasoning through the *External Executor* appears to be less conspicuous.

Table 7: Examples of errors on the test set of FinQA and corresponding percentages in each step. Q, G and P denote question, ground truth and prediction.

Step	Error(%)	Example
Extractor	Wrong Evidence (48%)	Q: What is the percentage change in cash flow hedges in 2011 compared to 2010? G: 153.7, 139.9 P: 153.7, 375.0
	Missed Evidence (15%)	Q: What was the total impairment costs recorded from 2003 to 2005 in millions? G: 0.6, 0.5, 4.7 P: 0.6, 0.5
	Redundant Evidence (8%)	Q: What was the average number of shares issued to employees from 2013 to 2015? G: 439000, 411636 P: 439000, 411636, 556000
Reasoner	Wrong Operators (19%)	Q: what was the percent of the change in the stock price performance for hum from 2010 to 2011? G: (201 - 125) / 125 P: 201 - 125
	Wrong Values (10%)	Q: What was the average cash flow from 2004 to 2006? G: (950.4 + 957.4 + 769.1) / 3 P: (957.4 + 957.4 + 769.1) / 3

4.6.4 Improvements w.r.t. Different Question Types. Here we analyze the improvements achieved by TAT-LLM model regarding different question types of TAT-QA and TAT-DQA datasets. We compare the performance of TAT-LLM (7B) and LLaMA 2-Chat (7B) for each question type within TAT-QA and TAT-DQA. The results are summarized in Figure 4 and Figure 5 for TAT-QA and TAT-DQA, respectively. We can observe substantial performance improvements for the *Arithmetic* questions, which are over two-fold, for both datasets. The larger performance gains are attributed to the effective fine-tuning strategy of TAT-LLM as well as the reliable *External Executor* that ensures accurate execution of the equations and logic rules. Large performance improvements are also found for the *Counting* questions, namely 109.1% for TAT-QA and 53.8% for TAT-DQA. This is probably due to executing more correct counting operations. For the *Span* and *Multiple Spans* types, relatively smaller improvements are observed, which are still over 30%. This is potentially because these questions involve simpler or no discrete reasoning, mainly numerical comparison.

4.6.5 Error Analysis. To further diagnose our TAT-LLM model, we randomly sample 100 error instances of TAT-LLM (7B) from the test set of FinQA and analyze the reasons. Since we adopt the *External Executor* for reliable execution, the errors only occur to the *Extractor* and *Reasoner*. As shown in Table 7, we list all kinds of errors with examples and their corresponding percentages. We can observe that most of the errors come from the *Extractor*, where the *Wrong Evidence* takes 48% of the total errors. This shows that our TAT-LLM (7B) model still faces challenges in precisely interpreting the meaning of the values, sometimes due to the unique terminology. Training the model with more tabular and textual data in this domain might be a possible approach to enhancing its evidence extraction ability. Additionally, the *Wrong Operator* and the *Wrong Values* may be partially caused by the randomness of

the LLM as the generation length increases, which fails to generate the full equation or wrongly copies the extracted evidence.

5 CONCLUSION

In this work, we first abstract a *Step-wise Pipeline* for tabular and textual QA based on the previous multi-step methods. Following this pipeline, we develop the TAT-LLM model by specializing smaller language models (i.e., LLaMA 2) in discrete reasoning over tabular and textual data. We validate its effectiveness with extensive experiments and analyses, which show that our TAT-LLM model can outperform both conventional methods and very large-scale LMs like GPT-4 on this task. Our work well demonstrates that specialized models might be a promising direction towards more advanced models on specific tasks that can compete with human expertise.

REFERENCES

- [1] Iz Beltagy, Matthew E. Peters, and Arman Cohan. 2020. Longformer: The Long-Document Transformer. *arXiv:2004.05150* (2020).
- [2] Tom Brown, Benjamin Mann, Nick Ryder, Melanie Subbiah, Jared D Kaplan, Prafulla Dhariwal, Arvind Neelakantan, Pranav Shyam, Girish Sastry, Amanda Askell, Sandhini Agarwal, Ariel Herbert-Voss, Gretchen Krueger, Tom Henighan, Rewon Child, Aditya Ramesh, Daniel Ziegler, Jeffrey Wu, Clemens Winter, Chris Hesse, Mark Chen, Eric Sigler, Mateusz Litwin, Scott Gray, Benjamin Chess, Jack Clark, Christopher Berner, Sam McCandlish, Alec Radford, Ilya Sutskever, and Dario Amodei. 2020. Language Models are Few-Shot Learners. In *Advances in Neural Information Processing Systems*, H. Larochelle, M. Ranzato, R. Hadsell, M.F. Balcan, and H. Lin (Eds.). 1877–1901.
- [3] Wenhui Chen. 2023. Large Language Models are few (1)-shot Table Reasoners. In *Findings of the Association for Computational Linguistics: EACL 2023*. 1090–1100.
- [4] Wenhui Chen, Ming-Wei Chang, Eva Schlinger, William Yang Wang, and William W Cohen. 2020. Open Question Answering over Tables and Text. In *International Conference on Learning Representations*.
- [5] Wenhui Chen, Hanwen Zha, Zhiyu Chen, Wenhan Xiong, Hong Wang, and William Yang Wang. 2020. HybridQA: A Dataset of Multi-Hop Question Answering over Tabular and Textual Data. In *Findings of the Association for Computational Linguistics: EMNLP 2020*. 1026–1036.
- [6] Xinyun Chen, Chen Liang, Adams Wei Yu, Denny Zhou, Dawn Song, and Quoc V Le. 2019. Neural symbolic reader: Scalable integration of distributed and symbolic representations for reading comprehension. In *International Conference on Learning Representations*.
- [7] Zhiyu Chen, Wenhui Chen, Charese Smiley, Sameena Shah, Iana Borova, Dylan Langdon, Reema Moussa, Matt Beane, Ting-Hao Huang, Bryan Routledge, and William Yang Wang. 2021. FinQA: A Dataset of Numerical Reasoning over Financial Data. In *Proceedings of the 2021 Conference on Empirical Methods in Natural Language Processing*. Association for Computational Linguistics, 3697–3711.
- [8] Zhoujun Cheng, Tianbao Xie, Peng Shi, Chengzu Li, Rahul Nadkarni, Yushi Hu, Caiming Xiong, Dragomir Radev, Mari Ostendorf, Luke Zettlemoyer, et al. 2022. Binding Language Models in Symbolic Languages. In *The Eleventh International Conference on Learning Representations*.
- [9] Wei-Lin Chiang, Zhuohan Li, Zi Lin, Ying Sheng, Zhanghao Wu, Hao Zhang, Lianmin Zheng, Siyuan Zhuang, Yonghao Zhuang, Joseph E. Gonzalez, Ion Stoica, and Eric P. Xing. 2023. Vicuna: An Open-Source Chatbot Impressing GPT-4 with 90%* ChatGPT Quality. <https://lmsys.org/blog/2023-03-30-vicuna/>
- [10] Aakanksha Chowdhery, Sharan Narang, Jacob Devlin, Maarten Bosma, Gaurav Mishra, Adam Roberts, Paul Barham, Hyung Won Chung, Charles Sutton, Sebastian Gehrmann, et al. 2022. Palm: Scaling language modeling with pathways. *arXiv preprint arXiv:2204.02311* (2022).
- [11] Hyung Won Chung, Le Hou, Shayne Longpre, Barret Zoph, Yi Tay, William Fedus, Eric Li, Xuezhi Wang, Mostafa Dehghani, Siddhartha Brahma, et al. 2022. Scaling instruction-finetuned language models. *arXiv preprint arXiv:2210.11416* (2022).
- [12] Karl Cobbe, Vineet Kosaraju, Mohammad Bavarian, Mark Chen, Heewoo Jun, Lukasz Kaiser, Matthias Plappert, Jerry Tworek, Jacob Hilton, Reiichiro Nakano, et al. 2021. Training verifiers to solve math word problems. *arXiv preprint arXiv:2110.14168* (2021).
- [13] Karl Cobbe, Vineet Kosaraju, Mohammad Bavarian, Mark Chen, Heewoo Jun, Lukasz Kaiser, Matthias Plappert, Jerry Tworek, Jacob Hilton, Reiichiro Nakano, Christopher Hesse, and John Schulman. 2021. Training Verifiers to Solve Math Word Problems. *arXiv preprint arXiv:2110.14168* (2021).
- [14] Yang Deng, Wenqiang Lei, Wenxuan Zhang, Wai Lam, and Tat-Seng Chua. 2022. PACIFIC: Towards Proactive Conversational Question Answering over Tabular and Textual Data in Finance. In *Proceedings of the 2022 Conference on Empirical Methods in Natural Language Processing*. Association for Computational Linguistics, 6970–6984. <https://aclanthology.org/2022.emnlp-main.469>
- [15] Tim Dettmers, Artidoro Pagnoni, Ari Holtzman, and Luke Zettlemoyer. 2023. Qlora: Efficient finetuning of quantized llms. *arXiv preprint arXiv:2305.14314* (2023).
- [16] Yao Fu, Hao Peng, Litu Ou, Ashish Sabharwal, and Tushar Khot. 2023. Specializing Smaller Language Models towards Multi-Step Reasoning. In *Proceedings of the 40th International Conference on Machine Learning (Proceedings of Machine Learning Research, Vol. 202)*. PMLR, 10421–10430.
- [17] Carlos Gemmell and Jeffrey Dalton. 2023. Generate, Transform, Answer: Question Specific Tool Synthesis for Tabular Data. *arXiv preprint arXiv:2303.10138* (2023).
- [18] Dan Hendrycks, Collin Burns, Saurav Kadavath, Akul Arora, Steven Basart, Eric Tang, Dawn Song, and Jacob Steinhardt. 2021. Measuring Mathematical Problem Solving with the MATH Dataset. *NeurIPS* (2021).
- [19] Edward J Hu, yelong shen, Phillip Wallis, Zeyuan Allen-Zhu, Yuanzhi Li, Shean Wang, Lu Wang, and Weizhu Chen. 2022. LoRA: Low-Rank Adaptation of Large Language Models. In *International Conference on Learning Representations*. <https://openreview.net/forum?id=nZeVKeeFYf9>
- [20] Jinhao Jiang, Kun Zhou, Zican Dong, Keming Ye, Wayne Xin Zhao, and Ji-Rong Wen. 2023. StructGPT: A general framework for Large Language Model to Reason on Structured Data. *arXiv preprint arXiv:2305.09645*. <https://arxiv.org/pdf/2305.09645>
- [21] Fangyu Lei, Shizhu He, Xiang Li, Jun Zhao, and Kang Liu. 2022. Answering Numerical Reasoning Questions in Table-Text Hybrid Contents with Graph-based Encoder and Tree-based Decoder. In *Proceedings of the 29th International Conference on Computational Linguistics*. International Committee on Computational Linguistics, 1379–1390. <https://aclanthology.org/2022.coling-1.118>
- [22] Chenying Li, Wenbo Ye, and Yilun Zhao. 2022. FinMath: Injecting a Tree-structured Solver for Question Answering over Financial Reports. In *Proceedings of the Thirteenth Language Resources and Evaluation Conference*. 6147–6152.
- [23] Moxin Li, Fuli Feng, Hanwang Zhang, Xiangnan He, Fengbin Zhu, and Tat-Seng Chua. 2022. Learning to Imagine: Integrating Counterfactual Thinking in Neural Discrete Reasoning. In *Proceedings of the 60th Annual Meeting of the Association for Computational Linguistics (Volume 1: Long Papers)*. Association for Computational Linguistics, 57–69.
- [24] Xiao Li, Yawei Sun, and Gong Cheng. 2021. TSQA: tabular scenario based question answering. In *Proceedings of the AAAI Conference on Artificial Intelligence*, Vol. 35. 13297–13305.
- [25] Xiao Li, Yin Zhu, Sichen Liu, Jiangzhou Ju, Yuzhong Qu, and Gong Cheng. 2023. DyRRen: A Dynamic Retriever-Reranker-Generator Model for Numerical Reasoning over Tabular and Textual Data. AAAI Press, Article 1474, 9 pages.
- [26] Tiedong Liu and Bryan Kian Hsiang Low. 2023. Goat: Fine-tuned LLaMA Outperforms GPT-4 on Arithmetic Tasks. *arXiv preprint arXiv:2305.14201* (2023).
- [27] Weihao Liu, Fangyu Lei, Tongxu Luo, Jiahe Lei, Shizhu He, Jun Zhao, and Kang Liu. 2023. MMHQ-ICL: Multimodal In-context Learning for Hybrid Question Answering over Text, Tables and Images. *arXiv preprint arXiv:2309.04790* (2023).
- [28] Haipeng Luo, Qingfeng Sun, Can Xu, Pu Zhao, Jiaquang Lou, Chongyang Tao, Xiubo Geng, Qingwei Lin, Shifeng Chen, and Dongmei Zhang. 2023. WizardMath: Empowering Mathematical Reasoning for Large Language Models via Reinforced Evol-Instruct. *arXiv:2308.09583* [cs.CL]
- [29] Rungsiman Nararatwong, Natthawut Kertkeidkachorn, and Ryutaro Ichise. 2022. Enhancing Financial Table and Text Question Answering with Tabular Graph and Numerical Reasoning. In *Proceedings of the 2nd Conference of the Asia-Pacific Chapter of the Association for Computational Linguistics and the 12th International Joint Conference on Natural Language Processing (Volume 1: Long Papers)*. Association for Computational Linguistics, 991–1000.
- [30] Rungsiman Nararatwong, Natthawut Kertkeidkachorn, and Ryutaro Ichise. 2022. KIQA: Knowledge-Infused Question Answering Model for Financial Table-Text Data. In *Proceedings of Deep Learning Inside Out (DeeLIO 2022): The 3rd Workshop on Knowledge Extraction and Integration for Deep Learning Architectures*. Association for Computational Linguistics, Dublin, Ireland and Online, 53–61.
- [31] OpenAI. 2023. GPT-4 Technical Report. *arXiv:2303.08774* [cs.CL]
- [32] Long Ouyang, Jeffrey Wu, Xu Jiang, Diogo Almeida, Carroll Wainwright, Pamela Mishkin, Chong Zhang, Sandhini Agarwal, Katarina Slama, Alex Ray, et al. 2022. Training language models to follow instructions with human feedback. *Advances in Neural Information Processing Systems* 35 (2022), 27730–27744.
- [33] Long Ouyang, Jeffrey Wu, Xu Jiang, Diogo Almeida, Carroll Wainwright, Pamela Mishkin, Chong Zhang, Sandhini Agarwal, Katarina Slama, Alex Ray, John Schulman, Jacob Hilton, Fraser Kelton, Luke Miller, Maddie Simens, Amanda Askell, Peter Welinder, Paul F Christiano, Jan Leike, and Ryan Lowe. 2022. Training language models to follow instructions with human feedback. In *Advances in Neural Information Processing Systems*, S. Koyejo, S. Mohamed, A. Agarwal, D. Belgrave, K. Cho, and A. Oh (Eds.), Vol. 35. Curran Associates, Inc., 27730–27744. https://proceedings.neurips.cc/paper_files/paper/2022/file/b1efde53be364a73914f58805a001731-Paper-Conference.pdf

- [34] Qiu Ran, Yankai Lin, Peng Li, Jie Zhou, and Zhiyuan Liu. 2019. NumNet: Machine Reading Comprehension with Numerical Reasoning. In *EMNLP-IJCNLP*. 2474–2484.
- [35] Anna Rogers, Matt Gardner, and Isabelle Augenstein. 2023. QA Dataset Explosion: A Taxonomy of NLP Resources for Question Answering and Reading Comprehension. *ACM Comput. Surv.* 55, 10, Article 197 (feb 2023), 45 pages. <https://doi.org/10.1145/3560260>
- [36] Rohan Taori, Ishaan Gulrajani, Tianyi Zhang, Yann Dubois, Xuechen Li, Carlos Guestrin, Percy Liang, and Tatsunori B. Hashimoto. 2023. Stanford Alpaca: An Instruction-following LLaMA model. https://github.com/tatsu-lab/stanford_alpaca.
- [37] Hugo Touvron, Thibaut Lavril, Gautier Izacard, Xavier Martinet, Marie-Anne Lachaux, Timothée Lacroix, Baptiste Rozière, Naman Goyal, Eric Hambro, Faisal Azhar, Aurelien Rodriguez, Armand Joulin, Edouard Grave, and Guillaume Lample. 2023. LLaMA: Open and Efficient Foundation Language Models. arXiv:2302.13971 [cs.CL]
- [38] Hugo Touvron, Louis Martin, Kevin Stone, Peter Albert, Amjad Almahairi, Yasmine Babaei, Nikolay Bashlykov, Soumya Batra, Prajwal Bhargava, Shruti Bhosale, Dan Bikel, Lukas Blecher, Cristian Canton Ferrer, Moya Chen, Guillem Cucurull, David Esiobu, Jude Fernandes, Jeremy Fu, Wenyin Fu, Brian Fuller, Cynthia Gao, Vedanuj Goswami, Naman Goyal, Anthony Hartshorn, Saghar Hosseini, Rui Hou, Hakan Inan, Marcin Kardas, Viktor Kerkez, Madian Khabsa, Isabel Kloumann, Artem Korenev, Punit Singh Koura, Marie-Anne Lachaux, Thibaut Lavril, Jenya Lee, Diana Liskovich, Yinghai Lu, Yuning Mao, Xavier Martinet, Todor Mihaylov, Pushkar Mishra, Igor Molybog, Yixin Nie, Andrew Poulton, Jeremy Reizenstein, Rashi Rungta, Kalyan Saladi, Alan Schelten, Ruan Silva, Eric Michael Smith, Ranjan Subramanian, Xiaoqing Ellen Tan, Binh Tang, Ross Taylor, Adina Williams, Jian Xiang Kuan, Puxin Xu, Zheng Yan, Iliyan Zarov, Yuchen Zhang, Angela Fan, Melanie Kambadur, Sharan Narang, Aurelien Rodriguez, Robert Stojnic, Sergey Edunov, and Thomas Scialom. 2023. Llama 2: Open Foundation and Fine-Tuned Chat Models. arXiv:2307.09288 [cs.CL]
- [39] Harsh Trivedi, Niranjana Balasubramanian, Tushar Khot, and Ashish Sabharwal. 2022. Teaching Broad Reasoning Skills for Multi-Step QA by Generating Hard Contexts. In *Proceedings of the 2022 Conference on Empirical Methods in Natural Language Processing*. Association for Computational Linguistics, Abu Dhabi, United Arab Emirates, 6541–6566. <https://aclanthology.org/2022.emnlp-main.439>
- [40] Jason Wei, Maarten Bosma, Vincent Zhao, Kelvin Guu, Adams Wei Yu, Brian Lester, Nan Du, Andrew M. Dai, and Quoc V Le. 2022. Finetuned Language Models are Zero-Shot Learners. In *International Conference on Learning Representations*. <https://openreview.net/forum?id=gEzrGCzdzqR>
- [41] Jason Wei, Yi Tay, Rishi Bommasani, Colin Raffel, Barret Zoph, Sebastian Borgeaud, Dani Yogatama, Maarten Bosma, Denny Zhou, Donald Metzler, Ed H. Chi, Tatsunori Hashimoto, Oriol Vinyals, Percy Liang, Jeff Dean, and William Fedus. 2022. Emergent Abilities of Large Language Models. *Transactions on Machine Learning Research* (2022).
- [42] Jason Wei, Xuezhi Wang, Dale Schuurmans, Maarten Bosma, brian ichter, Fei Xia, Ed H. Chi, Quoc V Le, and Denny Zhou. 2022. Chain of Thought Prompting Elicits Reasoning in Large Language Models. In *Advances in Neural Information Processing Systems*, Alice H. Oh, Alekh Agarwal, Danielle Belgrave, and Kyunghyun Cho (Eds.). https://openreview.net/forum?id=_VjQlMeSB_J
- [43] Yifan Wei, Fangyu Lei, Yuanzhe Zhang, Jun Zhao, and Kang Liu. 2023. Multi-View Graph Representation Learning for Answering Hybrid Numerical Reasoning Question. arXiv:2305.03458 [cs.CL]
- [44] Shijie Wu, Ozan Irsoy, Steven Lu, Vadim Dabravolski, Mark Dredze, Sebastian Gehrmann, Prabhanjan Kambadur, David Rosenberg, and Gideon Mann. 2023. Bloomberggpt: A large language model for finance. *arXiv preprint arXiv:2303.17564* (2023).
- [45] Bohao Yang, Chen Tang, Kun Zhao, Chenghao Xiao, and Chenghua Lin. 2023. Effective Distillation of Table-based Reasoning Ability from LLMs. *arXiv preprint arXiv:2309.13182* (2023).
- [46] Yunhu Ye, Binyuan Hui, Min Yang, Binhua Li, Fei Huang, and Yongbin Li. 2023. Large Language Models Are Versatile Decomposers: Decomposing Evidence and Questions for Table-Based Reasoning. In *Proceedings of the 46th International ACM SIGIR Conference on Research and Development in Information Retrieval* (Taipei, Taiwan) (SIGIR '23). Association for Computing Machinery, New York, NY, USA, 174–184. <https://doi.org/10.1145/3539618.3591708>
- [47] Xiang Yue, Xingwei Qu, Ge Zhang, Yao Fu, Wenhao Huang, Huan Sun, Yu Su, and Wenhua Chen. 2023. MAMmoTH: Building Math Generalist Models through Hybrid Instruction Tuning. arXiv:2309.05653 [cs.CL]
- [48] Jiaxin Zhang and Yashar Moshfeghi. 2022. ELASTIC: Numerical Reasoning with Adaptive Symbolic Compiler. In *Advances in Neural Information Processing Systems*, S Koyejo, S Mohamed, A Agarwal, D Belgrave, K Cho, and A Oh (Eds.), Vol. 35. Curran Associates, Inc., 12647–12661.
- [49] Shengyu Zhang, Linfeng Dong, Xiaoya Li, Sen Zhang, Xiaofei Sun, Shuhe Wang, Jiwei Li, Runyi Hu, Tianwei Zhang, Fei Wu, et al. 2023. Instruction tuning for large language models: A survey. *arXiv preprint arXiv:2308.10792* (2023).
- [50] Yilun Zhao, Yunxiang Li, Chenying Li, and Rui Zhang. 2022. MultiHiertt: Numerical Reasoning over Multi Hierarchical Tabular and Textual Data. In *Proceedings of the 60th Annual Meeting of the Association for Computational Linguistics (Volume 1: Long Papers)*. Association for Computational Linguistics, 6588–6600.
- [51] Denny Zhou, Nathanael Schärli, Le Hou, Jason Wei, Nathan Scales, Xuezhi Wang, Dale Schuurmans, Claire Cui, Olivier Bousquet, Quoc V Le, and Ed H. Chi. 2023. Least-to-Most Prompting Enables Complex Reasoning in Large Language Models. In *The Eleventh International Conference on Learning Representations*. <https://openreview.net/forum?id=WZH7099tgfM>
- [52] Yongwei Zhou, Junwei Bao, Chaoqun Duan, Youzheng Wu, Xiaodong He, and Tiejun Zhao. 2022. UniRPG: Unified Discrete Reasoning over Table and Text as Program Generation. *arXiv preprint arXiv:2210.08249* (2022).
- [53] Fengbin Zhu, Wenqiang Lei, Fuli Feng, Chao Wang, Haozhou Zhang, and Tat-Seng Chua. 2022. Towards complex document understanding by discrete reasoning. In *Proceedings of the 30th ACM International Conference on Multimedia*. 4857–4866.
- [54] Fengbin Zhu, Wenqiang Lei, Youcheng Huang, Chao Wang, Shuo Zhang, Jiancheng Lv, Fuli Feng, and Tat-Seng Chua. 2021. TAT-QA: A Question Answering Benchmark on a Hybrid of Tabular and Textual Content in Finance. In *Proceedings of the 59th Annual Meeting of the Association for Computational Linguistics and the 11th International Joint Conference on Natural Language Processing (Volume 1: Long Papers)*. Association for Computational Linguistics, 3277–3287.
- [55] Fengbin Zhu, Moxin Li, Junbin Xiao, Fuli Feng, Chao Wang, and Tat Seng Chua. 2023. SoarGraph: Numerical Reasoning over Financial Table-Text Data via Semantic-Oriented Hierarchical Graphs. In *Companion Proceedings of the ACM Web Conference 2023*. Association for Computing Machinery, 1236–1244.
- [56] Fengbin Zhu, Chao Wang, Fuli Feng, Zifeng Ren, Moxin Li, and Tat-Seng Chua. 2023. Doc2SoarGraph: Discrete Reasoning over Visually-Rich Table-Text Documents with Semantic-Oriented Hierarchical Graphs. arXiv:2305.01938 [cs.CL]

A TEMPLATES FOR FINE-TUNING

To prepare data for training our TAT-LLM model, the below templates are applied to construct the training instances following the *Step-wise Pipeline* on the three tabular and textual QA datasets, i.e., Table A1 for FinQA, Table A2 for TAT-QA and Table A3 for TAT-DQA, respectively.

For comparison, we also present the templates we used to prepare the training instances following the *End-to-end Pipeline* in Table A4 for FinQA, Table A5 for TAT-QA, and Table A6 for TAT-DQA.

B TEMPLATES FOR ZERO-SHOT INFERENCE

For zero-shot inference with the baseline LLMs such as GPT-3.5-Turbo [2] and GPT-4 [31], we utilize three different templates to build the instances and feed them to the LLMs to get the predictions. We report the best results in Section 4.5. The following are details of the templates we used. 1) *End-to-end Pipeline* template, i.e., Table A7 for FinQA and TAT-QA, and Table A8 for TAT-DQA; 2) *Chain-of-Thought template*, which adds "Let's complete this task step by step" to the *End-to-end Pipeline* template; 3) *Step-wise Pipeline* template that is similar to the templates for fine-tuning, with the part of "Response" removed.

Table 1: The template for constructing training instances following *Step-wise Pipeline* with FinQA dataset.

Below is an instruction that describes a question answering task in the finance domain, paired with an input table and its relevant text that provide further context. The given question is relevant to the table and text. Generate an appropriate answer to the given question.

Instruction:

Given a table and a list of texts in the following, what is the answer to the question? Please complete the task in three steps:

1. In the first step, extract the relevant numerical values from the provided table or texts. Store these in the variable '{evidence}'. If there are multiple values, separate them using the '#' symbol.
2. In the second step, generate an equation using the extracted numerical values. Store this equation in the variable '{equation}'.
3. In the third step, calculate the answer based on the equation and store it in the variable '{answer}'.

Please organize the results in the following table:

step	output
1	{evidence}
2	{equation}
3	{answer}

Finally, present the calculated answer in the format: "The answer is: {answer}"

Table

{table}

Text

{text}

Question

{question}

Response

step	output
1	{gold_evidence}
2	{gold_equation}
3	{gold_answer}

The answer is: {gold_answer}

Table 2: The template for constructing training instances following *Step-wise Pipeline* with TAT-QA dataset.

Below is an instruction that describes a question answering task in the finance domain, paired with an input table and its relevant text that provide further context. The given question is relevant to the table and text. Generate an appropriate answer to the given question.

Instruction

Given a table and a list of texts in the following, answer the question posed using the following five-step process:

1. Step 1: Predict the type of question being asked. Store this prediction in the variable '{question_type}'. The value of '{question_type}' can be one of the following: 'Single span', 'Multiple spans', 'Count', or 'Arithmetic'.
2. Step 2: Extract the relevant strings or numerical values from the provided table or texts. Store these pieces of evidence in the variable '{evidence}'. If there are multiple pieces of evidence, separate them using the '#' symbol.
3. Step 3: if the '{question_type}' is 'Arithmetic', formulate an equation using values stored in '{evidence}'. Store this equation in the variable '{equation}'. For all other question types, set the value of '{equation}' to 'N.A.'.
4. Step 4: Predict or calculate the answer based on the question type, evidence and equation. Store it in the variable '{answer}'. If there are multiple values, separate them using the '#' symbol.
5. Step 5: If the value of the '{answer}' is numerical, predict its scale and store it in a variable named '{scale}'. The value of '{scale}' can be one of the following: 'none', 'percent', 'thousand', 'million', or 'billion'. For non-numerical values, set the value of '{scale}' to 'none'.

Please organize the results in the following table:

step	output
1	{question_type}
2	{evidence}
3	{equation}
4	{answer}
5	{scale}

Finally, present the final answer in the format: "The answer is: {answer} #### and its corresponding scale is: {scale}"

Table

{table}

Text

{text}

Question

{question}

Response

step	output
1	{gold_question_type}
2	{gold_evidence}
3	{gold_equation}
4	{gold_answer}
5	{gold_scale}

The answer is: {gold_answer} #### and its corresponding scale is: {gold_scale}

Table 3: The template for constructing training instances following *Step-wise Pipeline* with TAT-DQA dataset.

Below is an instruction that describes a question answering task in the finance domain, paired with an input document that has one or multiple pages that provide further context. The given question is relevant to the document. Generate an appropriate answer to the given question.

Instruction

Given a document that has one or multiple pages in the following, answer the question posed using the following five-step process:

1. Step 1: Predict the type of question being asked. Store this prediction in the variable '{question_type}'. The value of '{question_type}' can be one of the following: 'Single span', 'Multiple spans', 'Count', or 'Arithmetic'.
2. Step 2: Extract the relevant strings or numerical values from the provided document. Store these pieces of evidence in the variable '{evidence}'. If there are multiple pieces of evidence, separate them using the '#' symbol.
3. Step 3: if the '{question_type}' is 'Arithmetic', formulate an equation using values stored in '{evidence}'. Store this equation in the variable '{equation}'. For all other question types, set the value of '{equation}' to 'N.A.'.
4. Step 4: Predict or calculate the answer based on the question type, evidence and equation. Store it in the variable '{answer}'. If there are multiple values, separate them using the '#' symbol.
5. Step 5: If the value of the '{answer}' is numerical, predict its scale and store it in a variable named '{scale}'. The value of '{scale}' can be one of the following: 'none', 'percent', 'thousand', 'million', or 'billion'. For non-numerical values, set the value of '{scale}' to 'none'.

Please organize the results in the following table:

step	output
1	{question_type}
2	{evidence}
3	{equation}
4	{answer}
5	{scale}

Finally, present the final answer in the format: "The answer is: {answer} #### and its corresponding scale is: {scale}"

Text

{pages}

Question

{question}

Response

step	output
1	{gold_question_type}
2	{gold_evidence}
3	{gold_equation}
4	{gold_answer}
5	{gold_scale}

The answer is: {gold_answer} #### and its corresponding scale is: {gold_scale}

Table 4: The template for constructing training instances following *End-to-end Pipeline* with FinQA dataset

Below is an instruction that describes a question answering task in the finance domain, paired with an input table and its relevant text that provide further context. The given question is relevant to the table and text. Generate an appropriate answer to the given question.

Instruction

Given a table and a list of texts in the following, what is the answer to the question? Please output the answer in the format of "The answer is:".

Table

{table}

Text

{text}

Question

{question}

Response

The answer is: {answer}

Table 5: The template for constructing training instances following *End-to-end Pipeline* with TAT-QA dataset

Below is an instruction that describes a question answering task in the finance domain, paired with an input table and its relevant text that provide further context. The given question is relevant to the table and text. Generate an appropriate answer to the given question.

Instruction

Given a table and a list of texts in the following, what is the answer to the question? Please predict the answer and store it in a variable named '{answer}'. If there are multiple values, separate them using the '#' symbol. If the value of the '{answer}' is numerical, predict its scale and store it in a variable named '{scale}'. The value of '{scale}' can be one of the following: 'none', 'percent', 'thousand', 'million', or 'billion'. For non-numerical values, set the value of '{scale}' to 'none'. Finally, present the final answer in the format of "The answer is: {answer} #### and its corresponding scale is: {scale}"

Table

{table}

Text

{text}

Question

{question}

Response

The answer is: {gold_answer} #### and its corresponding scale is: {gold_scale}

Table 6: The template for constructing training instances following *End-to-end Pipeline* with TAT-DQA dataset

Below is an instruction that describes a question answering task in the finance domain, paired with an input document that has one or multiple pages that provide further context. The given question is relevant to the document. Generate an appropriate answer to the given question.

Instruction

Given a document that has one or multiple pages in the following, what is the answer to the question? Please predict the answer and store it in a variable named '{answer}'. If there are multiple values, separate them using the '#' symbol. If the value of the '{answer}' is numerical, predict its scale and store it in a variable named '{scale}'. The value of '{scale}' can be one of the following: 'none', 'percent', 'thousand', 'million', or 'billion'. For non-numerical values, set the value of '{scale}' to 'none'. Finally, present the final answer in the format of "The answer is: {answer} #### and its corresponding scale is: {scale}"

Document

{pages}

Question

{question}

Response

The answer is: {gold_answer} #### and its corresponding scale is: {gold_scale}

Table 7: The template for zero-shot inference using the baseline LLMs on FinQA and TAT-QA datasets.

Below is an instruction that describes a question answering task in the finance domain, paired with an input table and its relevant text that provide further context. The given question is relevant to the table and text. Generate an appropriate answer to the given question.

Instruction

Given a table and a list of texts in the following, what is the answer to the question? (Let's complete this task step by step.) Please output the answer in the format of "The answer is:".

Table

{table}

Text

{text}

Question

{question}

Response

Table 8: The template for zero-shot inference using the baseline LLMs on TAT-DQA datasets.

Below is an instruction that describes a question answering task in the finance domain, paired with an input document that has one or multiple pages that provide further context. The given question is relevant to the document. Generate an appropriate answer to the given question.

Instruction

Given a document with one or multiple pages in the following, what is the answer to the question? (Let's complete this task step by step.) Please output the answer in the format of "The answer is:".

Text

{pages}

Question

{question}

Response
