

# Viscous universe with cosmological constant

Jinwen Hu<sup>a</sup>, Huan Hu<sup>a</sup>

<sup>a</sup>*Department of physics and technology, Wuhan university, Wuhan, 430060, China*

## Abstract

We investigated a bulk viscous fluid universe with cosmological constant  $\Lambda$  by assuming that the bulk viscosity to be proportional to the Hubble parameter. We found that for an expanding universe, the (relative) matter density will be always greater than a non-zero constant, and tends to this non-zero constant in the future. We show that the bulk viscosity model has a significantly better fitting to the combined SNeIa + CMB + BAO +  $H(z)$  data than the  $\Lambda$ CDM model. Generally, the evolution or values of some cosmological parameters predicted by the bulk viscosity model do not deviate significantly from which are obtained from the  $\Lambda$ CDM model since the bulk viscosity coefficient obtained from the astronomical observational data is so small. We also made a statefinder analysis of the bulk viscosity model and found that the evolution of the  $\{r, s\}$  parameters behaves in such a way that  $0 < s < 1, 0.945 < r < 1$ , indicating the bulk viscosity model is different from the  $\Lambda$ CDM model and the other “dark energy” model.

**Keywords:** Cosmological constant, Bulk viscosity, Dark energy,  $\Lambda$ CDM model, Statefinder analysis

**PACS:** 95.36.+x, 98.80.-k, [98.80.Es](#)

## 1. Introduction

Observations data, for instance the data from type Ia supernovae [1, 2], the large-scale structure of universe [3] and cosmic microwave background (CMB) [4], indicated that our universe is spatially flat and accelerating, which is considered that there exists an exotic cosmic fluid (called the dark energy) that accounts for about 2/3 of the total energy of the universe. Despite the observational evidence on this existence of “dark energy”, its fundamental and nature origin is still unknown, resulting in many models have been proposed. Generally there are two different types of model. The first one is to modify the right side of the Einstein equation by introducing a special energy-momentum tensor  $T_{\mu\nu}$  with a negative pressure. The simplest model for this type of model is the  $\Lambda$ CDM model, which introduce a cosmological constant  $\Lambda$  as the dark energy, and the  $\Lambda$ CDM model is characterized by the equation of state, i.e. ,  $\omega_\Lambda = -1$ . However, there exists some problems in the  $\Lambda$ CDM model, such as the coincidence problem [5], which refers to the coincidence that in today’s universe the matter density and the dark energy density happen to be the same order of magnitude although they evolve at a different way. A possible answer to this question is that the dark energy is dynamical.

On the other hand, the process of dissipation arose in the viscous fluid, including both shear viscosity and bulk viscosity, as many studies shown, may be involved in the evolution of universe as an important role [6–8]. Eckart [9], Landau and Lifshitz [10] first studied the relativistic viscous

---

*Email address:* 200731890025@whu.edu.cn/2007.hujinwen@163.com (Jinwen Hu)

fluid and derived the parabolic differential equations. But they just considered the first-order deviation from equilibrium, and from the obtained equations one can obtain that the heat flow and viscosity have an infinite speed of propagation, which is in contradiction with the principle of causality. Subsequently, Israel and Stewart [11–14] studied the second-order deviation from equilibrium, and applied it to study the evolution of the early universe [15]. However, in the context of the full causal theory the character of the evolution equation is so complicated that the simplified phenomenon, i.e., the quasi-stationary phenomenon, are studied by the conventional theory [12–14]. In the isotropic and homogeneous universe, the dissipative process is usually characterized by a bulk viscosity parameter  $\zeta$ . And as the usual practice [16], the effect of the shear viscosity  $\eta$  will be neglected. The dissipative effect caused by the bulk viscosity can be redefined by the effective pressure,  $P_{\text{visc}} = -3\zeta H$ , where  $\zeta$  is the bulk viscosity coefficient and  $H$  is the Hubble parameter. And with the requirement of the second law of thermodynamics, it requires that  $\zeta > 0$ , which assures that the entropy production is positive [17, 18].

In the late accelerating universe, the effect of bulk viscous fluid was studied in Refs. [19–23]. But a drawback faced by the bulk viscous fluid is to find a valid mechanism for the origin of bulk viscosity in the expanding universe. According to some theoretical point of view, when the local thermodynamics equilibrium is broken, the bulk viscosity arises [24]. And the bulk viscosity can be regarded as an effective pressure to keep the system back to its thermal equilibrium state. The bulk viscosity pressure arises when the cosmological fluid expands or contract too fast (i.e., the state deviated from the local thermodynamics equilibrium) [25–27], and ceases when the fluid reaches the thermal equilibrium again.

In an expanding universe, the expansion process is likely to be a collection of states that lose their thermal equilibrium in a small fraction of time [28]. It is therefore natural to assume that there exists a bulk viscosity coefficient in the description of the universe. In this paper, we investigated a bulk viscous matter universe with cosmological constant  $\Lambda$ , presenting a model with equivalent dynamical “dark energy”. This paper is organized as follows. In Sect. 2 we present the basic formalism of the flat universe with bulk viscous fluid (called the bulk viscosity model) and show the interesting conclusions from this model. And we derived the evolution equation of the Hubble parameter. In Sect. 3, we investigated the  $\Lambda$ CDM model and the bulk viscosity model with the observational data from SNe Ia, CMB, BAO and Hubble parameter. In Sect. 4 we present the statefinder analysis of the bulk viscosity model. In Sect. 5 we summarized this paper.

## 2. FLRW universe with bulk viscous matter

We consider a spatially flat universe described by the Friedmann-Lemaître-Robertson-Walker (FLRW) metric [29, 30]

$$ds^2 = -dt^2 + a(t)^2 (dr^2 + r^2 d\theta^2 + r^2 \sin^2 \theta d\phi^2) \quad (1)$$

where  $(r, \theta, \phi)$  are defined as the co-moving coordinates,  $t$  denotes the proper time of cosmic, and  $a(t)$  denotes the scale factor of the universe with bulk viscous matter, which produce an equivalent pressure [10, 31]

$$P_{\text{eff}} = P - 3\zeta H \quad (2)$$

where  $H$  is the Hubble parameter,  $P$  denotes the normal pressure, which is equal to 0 for the nonrelativistic matter, and  $\zeta$  is generated in the viscous fluid that deviates from the local thermal

equilibrium, and  $\zeta$  can be a function of Hubble parameter and its derivatives. Here we didn't consider the radiation component for it is a reasonable simplification to the late universe.

Based on Eq. (2), for an imperfect fluid, and with the first-order deviation from the thermodynamic equilibrium, we can obtain the form of the energy-momentum tensor [32]

$$T_{\mu\nu} = \rho u_\mu u_\nu + (g_{\mu\nu} + u_\mu u_\nu) P_{\text{eff}} \quad (3)$$

where  $\rho$  denotes the density of the fluid.

It can be seen that the above energy-momentum tensor is similar to that of a perfect but with an equivalent pressure  $P_{\text{eff}}$ , which is composed by the pressure  $P$  of the fluid plus the viscous pressure  $P_{\text{visc}} = -3\zeta H$ . And as stated above that the viscous pressure,  $P_{\text{visc}}$ , can be regarded as a “measurement” of the pressure to restore the local thermodynamic equilibrium.

Taking the cosmological constant  $\Lambda$  into consideration, we conclude that for a pressureless matter universe ( $P = 0$ ) governed by General Relativity in the presence of a viscous fluid, and with the FLRW geometry the two Friedman equations can be written as

$$H^2 = \frac{8\pi G}{3} \rho_m + \frac{\Lambda}{3} \quad (4)$$

$$\frac{\ddot{a}}{a} = -\frac{4\pi G}{3} (\rho_m - 9H\zeta) + \frac{\Lambda}{3} \quad (5)$$

Where  $\rho_m$  is the total matter density,  $G$  is the gravitational constant,  $\Lambda$  denotes the cosmological constant, and the dot means time derivative. The conservation equation corresponding to Eq. (3) is

$$\dot{\rho}_m + 3H(\rho_m - 3H\zeta) = 0 \quad (6)$$

For an expanding universe (i.e.,  $H > 0$ ), we have

$$\dot{\rho}_m < 0 \quad (7)$$

Therefor, based on Eq. (6), we obtain

$$\rho_m > 3H\zeta \quad (8)$$

Substituting Eq. (4) into Eq. (8), we obtain

$$H^2 - 8\pi G\zeta H - \frac{\Lambda}{3} > 0 \quad (9)$$

Note that Eq. (9) always holds in an expanding universe. Here we defined the dimensionless Hubble parameter  $E$ , the present (relative) vacuum density parameter  $\Omega_{\Lambda 0}$  and the present (relative) matter density parameter  $\Omega_{m0}$  as

$$E = \frac{H}{H_0}, \quad \Omega_{\Lambda 0} = \frac{\Lambda}{3H_0^2}, \quad \Omega_{m0} = \frac{8\pi G}{3H_0^2} \rho_{m0} \quad (10)$$

Where  $H_0$  is the present value of the Hubble parameter,  $\rho_{m0}$  is the present matter density.

On the other hand, based on Eqs. (4) and (5), we have

$$\dot{H} = -4\pi G(\rho_m - 3H\zeta) \quad (11)$$

Obviously, it can be seen that the evolution of  $H$  is related to the parameter  $\zeta$ . But so far we still don't know the explicit form of the bulk viscosity, which has to be usually assumed a priori (see for instance Refs. [33–38], the bulk viscosity coefficient is assumed a priori without being derived from known physics). In Refs. [39–48], it is assumed that the parameter  $\zeta$  is related to the Hubble parameter, i.e.,  $\zeta = \zeta(H)$ , and one of the assumed forms is

$$\zeta = \zeta_0 + \zeta_1 H \quad (12)$$

Where  $\zeta_0, \zeta_1$  are constants. The motivation for considering this form of bulk viscosity comes from the fluid mechanics, which holds that the viscosity phenomenon is related to the “velocity”. And both  $\zeta = \zeta_0$  and  $\zeta = \zeta_1 H$  are separately studied by many authors.

Here we take the simple case of  $\zeta = \zeta_1 H$  as the bulk viscosity model, which follows the assumption on the parameter  $\zeta$  in Refs. [39, 43, 45, 48, 49].

The other reason why we take the simple case of  $\zeta = \zeta_1 H$  is that, substituting  $\zeta = \zeta_1 H$  into Eq. (9), we can obtain

$$\Omega_m > 8\pi G\zeta_1 \quad (13)$$

Eq. (13) indicates that for an expanding universe, the (relative) matter density  $\Omega_m$  will be always greater than a non-zero constant, i.e.,  $8\pi G\zeta_1$ , and tends to this non-zero constant in the future, which is an interesting model, and based on Eq. (11), it indicates that the universe in the bulk viscosity model tends to the de Sitter time-space in the future, which is similar to the  $\Lambda$ CDM model, but the expansion rate of the future's universe predicted by the bulk viscosity model is lower than which predicted by the  $\Lambda$ CDM model.

Based on Eqs. (4), (5) and (10), we can obtain

$$\frac{dE}{dz} = \frac{(1.5 - \Omega_\tau) E}{1 + z} - \frac{1.5\Omega_{\Lambda 0}}{E(1 + z)} \quad (14)$$

Where  $\Omega_\tau = 12\pi G\zeta_1$  is a dimensionless parameter,  $z$  denotes the cosmological red shift, and  $a = 1/(1 + z)$ .

### 3. Parameters estimation

#### 3.1. Model constraints from SNe Ia alone

It is well known that the  $\Lambda$ CDM model has been constrained by the observational data, such as the SNe Ia data, Power spectrum of the Cosmic Microwave Background fluctuations (CMB), Baryon Acoustic Oscillations (BAO), etc. Now we first consider the SNe Ia data alone. In Ref. [50], with the JLA SNe Ia sample, the authors found that the best fit value for  $\Omega_{m0}$  is  $0.295 \pm 0.034$  with a fixed fiducial value of  $H_0 = 70$  km/s/Mpc. So here we first take  $\Omega_{m0} = 0.295, \Omega_{\Lambda 0} = 1 - \Omega_{m0} = 0.705$  in Eq. (14) to study the evolution of the parameter  $E$ , which is shown in figure 1.

In a spatially flat universe, the luminosity distance  $d_L$  is defined as [50]

$$d_L = (1 + z) \int_0^z \frac{dz'}{H} \quad (15)$$

And the theoretical distance module  $\mu_t$  for the  $k$  th Supernova at red shift  $z_k$  is defined as

$$\mu_t = m - M = 5 \log_{10} \left( \frac{d_L}{\text{Mpc}} \right) + 25 \quad (16)$$

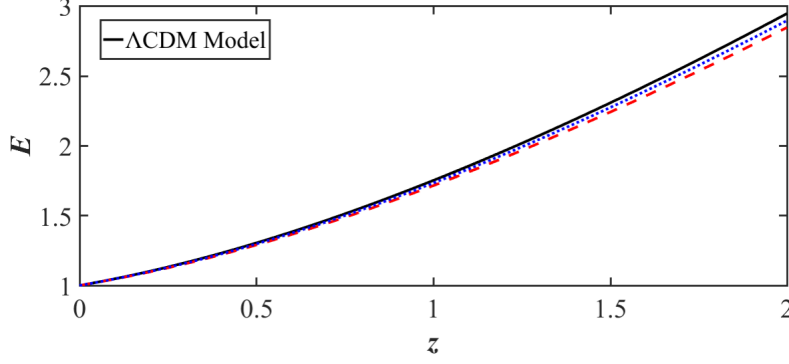


Figure 1: Behavior of the parameter  $E$  when taking  $\Omega_{m0} = \mathbf{0.295}$ ,  $\Omega_{\Lambda0} = 0.705$  for the two models. The solid line corresponds to the  $\Lambda$  CDM model, the dotted line corresponds to the bulk viscosity model with  $\Omega\tau = 0.01$ , the dashed line corresponds to the bulk viscosity model with  $\Omega\tau = \mathbf{0.02}$ .

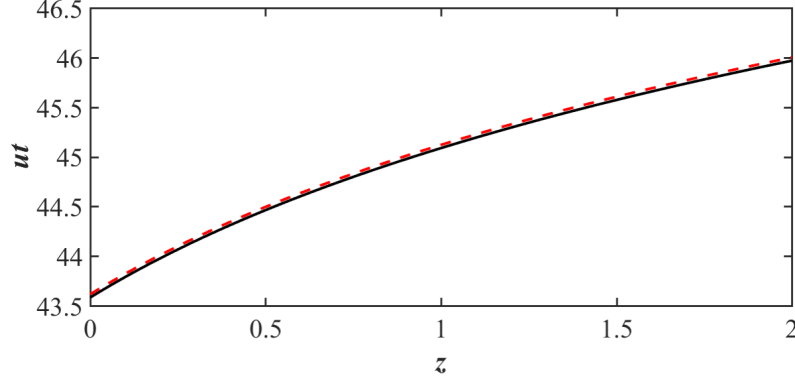


Figure 2: The comparison of the  $z \sim \mu_t$  curve when taking  $\Omega_{m0} = \mathbf{0.295}$ ,  $\Omega_{\Lambda0} = 0.705$ ,  $H_0 = 70$  km/s/Mpc for the two models. The solid line corresponds to the  $\Lambda$ CDM model, the dashed line corresponds to the bulk viscosity model with  $\Omega\tau = 0.02$ .

Where  $m$  and  $M$  are the apparent and absolute magnitudes of the SNe, respectively.

Figure 2 shows the comparison of the  $z \sim \mu_t$  curves derived from the  $\Lambda$ CDM model and bulk viscosity model with the same fiducial value of  $\Omega_{m0} = 0.295$ ,  $\Omega_{\Lambda0} = 1 - \Omega_{m0} = 0.705$ ,  $H_0 = 70$  km/s/Mpc.

Note that the JLA SNe Ia sample adopted in this paper cover the red shift range  $0.01 < z < 1.2$ . And from Figure 1 and Figure 2 it can be seen that the two curves are basically coincident or have little deviation ( $< 1\%$ ) from each other within the range  $0.01 < z < 1.2$ . With the negligible deviation ( $< 1\%$ ) of the parameter  $E$  and  $\mu_t$ , we can conclude that within the red shift range  $0.01 < z < 1.2$ , the best estimated parameters corresponding to the two models are almost the same. That is, for the bulk viscosity model proposed in this paper, with a fixed fiducial value of  $H_0 = 70$  km/s/Mpc, the best estimated parameters obtained from the JLA SNe Ia sample are  $\Omega_{m0} = 0.295 \pm 0.034$ ,  $\Omega_{\Lambda0} = 0.705 \pm 0.034$ ,  $\Omega_\tau = 0.01 \pm 0.01$ .

### 3.2. Data from Power spectrum of the Cosmic Microwave Background fluctuations

The temperature power spectrum of CMB is sensitive to the physics of decoupling epoch and the physics between today and the decoupling epoch. The former mainly affects the ratio of the

peak heights and the Silk damping, i.e., the amplitude of acoustic peaks, while the latter affects the locations of peaks via the angular diameter distance out to the decoupling epoch. The “acoustic scale”  $l_A$  and the “shift parameter”  $R$  is defined as [51]

$$l_A = \frac{\pi r(z^*)}{r_s(z^*)}, \quad R = \sqrt{\Omega_{m0}} \int_0^{z^*} \frac{dz'}{E(z')} \quad (17)$$

Where  $z^*$  is the red shift at decoupling,  $r(z)$  is the co-moving distance, which is defined as

$$r(z) = \frac{1}{H_0} \int_0^z \frac{dz'}{E(z')} \quad (18)$$

and  $r_s(z^*)$  is the co-moving sound horizon at recombination, which is defined by

$$r_s(z^*) = \int_0^{a(z^*)} \frac{c_s(a)}{a^2 H(a)} da \quad (19)$$

Where the sound speed  $c_s(a)$  is defined by

$$c_s(a) = \left[ 3 \left( 1 + \frac{3\Omega_{b0}}{4\Omega_{\gamma0}} \right) \right]^{-1/2} \quad (20)$$

To determine the optimal value of the parameters (with  $1\sigma$  error at least) involved in the dark energy model, we will adopt the maximum likelihood method. That is, when the observation data satisfy the Gaussian distribution, then the corresponding likelihood function will satisfy  $L \propto e^{-\chi^2/2}$ , where the statistical function  $\chi^2$  represents the deviation between the theoretical value derived from a certain model and the observed value. The maximum likelihood method refer to finding the optimal value of the parameter involved in the theoretical model to minimize the value of  $\chi^2$ , and when the observation data we use to restrict the theoretical model are not independent of each other, such as the above three observation data from CMB, i.e.,  $l_A, R, z^*$ , then the  $\chi^2$  function corresponding to the CMB data can be given as [52]

$$\chi_{CMB}^2 = X^T C_{CMB}^{-1} X \quad (21)$$

Where

$$X = \begin{pmatrix} l_A - 302.40 \\ R - 1.7246 \\ z^* - 1090.88 \end{pmatrix} \quad (22)$$

and the inverse covariance matrix is given by [52]

$$C_{CMB}^{-1} = \begin{pmatrix} 3.182 & 18.253 & -1.429 \\ 18.253 & 11887.879 & -193.808 \\ -1.429 & -193.808 & 4.556 \end{pmatrix} \quad (23)$$

Based on Eqs. (17) ~ (23), and with the best estimated parameters obtained from the JLA SNe Ia sample above, we can calculate the  $\chi^2$ , which is shown in Table 1.

Table 1 shows the value of  $\chi^2$  obtained from the bulk viscosity model is significantly less than the value of  $\chi^2$  and  $\chi^2$  min ( $\chi^2$  min corresponds to the  $\Lambda$ CDM model with the best estimated parameters obtained from the CMB data alone) obtained from the  $\Lambda$ CDM model, which imply the bulk viscosity has a significantly better fitting to the combined JLA SNe Ia and CMB data than the  $\Lambda$ CDM model.

Table 1: Computation of the parameters in CMB<sup>a)</sup>

Parameters <sup>b)</sup>	Theoretical value from models		Observed mean value in Ref. [42]	$\chi^2$		$\chi^2$ min
	$\Lambda$ CDM model	Bulk viscosity model		$\Lambda$ CDM model	Bulk viscosity model	
$z^*$	1090.88	1090.88	1090.88			
$l_A$	337.22	302.56	302.40	3887.78	13.75	1280.06
$R$	1.7468	1.8293	1.7246			

a) Here we adopt the best estimated parameters obtained from the JLA SNe Ia sample in Sect. 3.1, i.e., in the  $\Lambda$  CDM model  $\Omega_{m0} = 0.295, \Omega_{\Lambda0} = 0.705$  and in the bulk viscosity model  $\Omega_{m0} = 0.295, \Omega_{\Lambda0} = 0.705, \Omega_\tau = 0.018$  (within the range of  $\Omega_\tau = 0.01 \pm 0.01$ ), instead of computing the “best estimated” for parameters from the CMB sample alone, for the purpose to directly compare the two models.

b) The computation method of  $z^*$  can be seen in Ref. [53].

### 3.3. Data from Baryon Acoustic Oscillations

In Ref. [52], it shows that the acoustic peak in the galaxy correlation function has been detected in the red shift range  $z = 0.1 \sim 0.7$ . This linear feature in the galaxy data provide a standard ruler with which to measure the distance ratio,  $r_s/D_v$ . And the position of the BAO can be used to constrain  $d_z \equiv r_s(z_d)/D_v(z)$ , where  $r_s(z_d)$  is the co-moving sound horizon at the baryon drag epoch, and the  $D_v(z)$  is defined by [54]

$$D_v(z) \equiv \left[ \left( \int_0^z \frac{dz'}{H(z')} \right)^2 \frac{z}{H(z)} \right]^{1/3} \quad (24)$$

Since the release of the seven-year WMAP data, the acoustic scale has been precisely measured by the SDSS-III Baryon Oscillation Spectroscopic Survey (BOSS) galaxy surveys and Sloan Digital Sky Survey (SDSS), and the WiggleZ and 6dFGRS survey. The measurement results summarized from the previous work are shown in Table 2.

Table 2: BAO data in the Nine-Year analysis

Red shift $z$	Data Set	$r_s(z_d)/D_v(z)$	Reference
0.1	6dFGRS	$0.336 \pm 0.015$	Beutler et al. (2011) [55]
0.35	SDSS-DR7-rec	$0.113 \pm 0.002$	Padmanabhan et al. (2012) [56]
0.57	SDSS-DR9-rec	$0.073 \pm 0.001$	Anderson et al. (2012) [57]
0.44	WiggleZ	$0.0916 \pm 0.0071$	Blake et al. (2012) [58]
0.60	WiggleZ	$0.0726 \pm 0.0034$	Blake et al. (2012) [58]
0.73	WiggleZ	$0.0592 \pm 0.0032$	Blake et al. (2012) [58]

Similarly, here we used the parameters obtained from the SNe Ia data to study the BAO data. Figure 3 shows the comparison of the  $z \sim r_s(z_d)/D_v(z)$  curves derived from the two models.

In addition, the obtained value of  $\chi^2$  corresponding to the  $\Lambda$ CDM model (the solid line in Figure 3) is 131.87, while for the dotted line, the obtained value of  $\chi^2$  is 65.10, and for the bulk



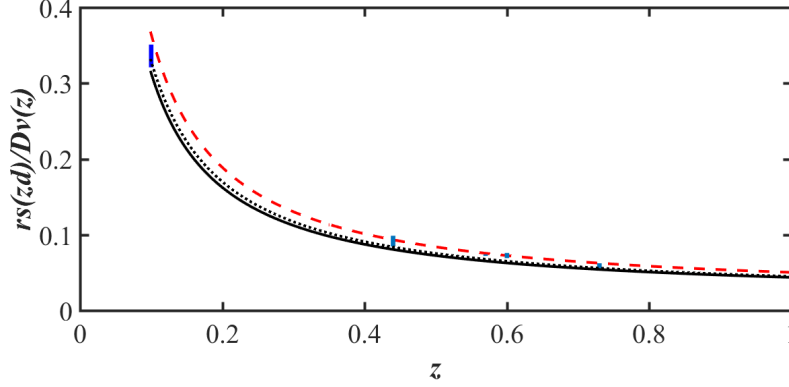


Figure 3: The comparison of the  $z \sim r_s(z_d)/D_v(z)$  curves. The solid line corresponds to the  $\Lambda$ CDM model with  $\Omega_{m0} = 0.295, \Omega_{\Lambda0} = 0.705$ , the dotted line corresponds to the  $\Lambda$ CDM model with the best estimated parameters (i.e.,  $\Omega_{m0} = \mathbf{0.266}, \Omega_{\Lambda0} = \mathbf{0.734}$ ) obtained from the BAO data alone, the dashed line corresponds to the bulk viscosity model with  $\Omega_{m0} = \mathbf{0.295}, \Omega_{\Lambda0} = \mathbf{0.705}, \Omega_\tau = \mathbf{0.018}$ . The observational data  $r_s(z_d)/D_v(z)$  are also plotted with their error bars.

viscosity model (the dashed line), the obtained value of  $\chi^2$  is 11.33, which implies that the bulk viscosity model has a significantly better fitting to the combined SNe Ia and BAO data than the  $\Lambda$ CDM model.

#### 3.4. Data from Hubble parameter

Based on different ages of galaxies, we can obtain the observational Hubble parameter (see for instance Ref. [59]). The function of  $H(z)$  plays an important role in understanding the evolution of universe and the property of dark energy, since its value is directly obtained from the cosmological observations. So the Hubble parameter can be applied to constrain the cosmological parameters independently. Here we take the data coming from Ref. [60–74], which are shown in Table 3, to study the two models.

The  $\chi^2$  function of the Hubble parameter is defined by

$$\chi_H^2 = \sum_{i=1}^{41} \frac{[H(z_i)_{obs} - H(z_i)_{th}]^2}{\sigma^2(z_i)} \quad (25)$$

And the corresponding goodness-of-fit  $\chi^2$  dof is defined as

$$\chi_{dof}^2 = \chi^2 / (N - n) \quad (26)$$

Where  $N$  denotes the number of the observed data and  $n$  is the number of parameters involved in the applied model. And  $\chi_{dof}^2 \leq 1$  represents the fit is good and the data are consistent with the applied model.

Now, with the above best estimated parameters obtained from the SNe Ia data alone, i.e., in the  $\Lambda$ CDM model  $\Omega_{m0} = 0.295, \Omega_{\Lambda0} = 0.705, H_0 = 70$  km/s/Mpc and in the bulk viscosity model  $\Omega_{m0} = 0.295, \Omega_{\Lambda0} = 0.705, \Omega_\tau = 0.018$  (within the range of  $\Omega_\tau = 0.01 \pm 0.01$ ),  $H_0 = 70$  km/s/Mpc, we would like to compare the two models. The comparison of the  $z \sim H(z)$  curves derived from the two models are shown in Figure 4.

Correspondingly, for the  $\Lambda$ CDM model,  $\chi^2 = 30.81, \chi_{dof}^2 = 30.81 / (41 - 3) = 0.81 < 1$ . While for the bulk viscosity model,  $\chi^2 = 20.80, \chi_{dof}^2 = 20.80 / (41 - 4) = 0.56 < 1$ . Note that in Ref. [65],



it present that with the above 41  $H(z)$  data alone the obtained best estimated parameters involved in the  $\Lambda$ CDM model is  $\Omega_{m0} = 0.25, \Omega_{\Lambda0} = 0.75, H_0 = 70.6$  km/s/Mpc, and correspondingly,  $\chi^2_{\min} = 18.55$ , which is very close to the value of  $\chi^2$  obtained from the bulk viscosity model with the best estimated parameters obtained from the SNe Ia data. It imply that the bulk viscosity model has a better fitting to the combined SNe Ia and 41  $H(z)$  data than the  $\Lambda$ CDM model.

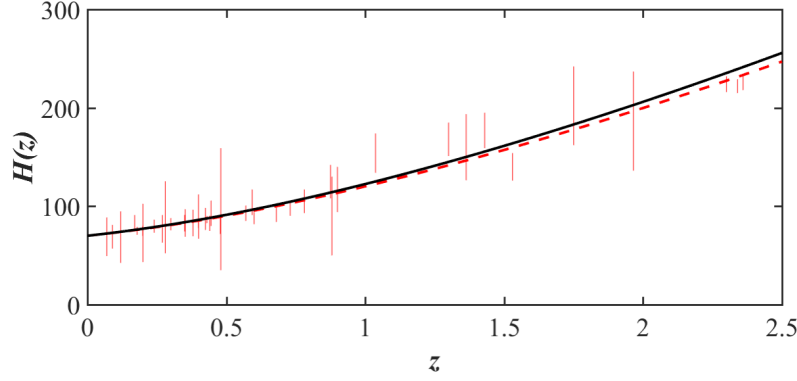


Figure 4: The comparison of the  $z \sim H(z)$  curves. The solid line corresponds to the  $\Lambda$ CDM model with  $\Omega_{m0} = 0.295, \Omega_{\Lambda0} = 0.705, H_0 = 70$  km/s/Mpc, the dashed line corresponds to the bulk viscosity model with  $\Omega_{m0} = 0.295, \Omega_{\Lambda0} = 0.705, \Omega_\tau = 0.018, H_0 = 70$  km/s/Mpc. The  $H_{\text{obs}}(z)$  data are also plotted with their error bars.

Table 3: The observational Hubble parameter data (in units [ km/s/Mpc ] )

$z$	$H(z)$	$\sigma_H$	Ref.	$z$	$H(z)$	$\sigma_H$	Ref.
0.070	69	19.6	[60]	0.480	97	62	[69]
0.090	69	12	[61]	0.570	92.9	7.855	[70]
0.120	68.6	26.2	[60]	0.593	104	13	[62]
0.170	83	8	[61]	0.6	87.9	6.1	[68]
0.179	75	4	[62]	0.68	92	8	[62]
0.199	75	5	[62]	0.73	97.3	7.0	[68]
0.200	72.9	29.6	[60]	0.781	105	12	[62]
0.240	79.69	6.65	[63]	0.875	125	17	[62]
0.270	77	14	[60]	0.88	90	40	[69]
0.280	88.8	36.6	[61]	0.9	117	23	[61]
0.300	81.7	6.22	[64]	1.037	154	20	[62]
0.350	82.7	8.4	[65]	1.300	168	17	[61]
0.352	83	14	[62]	1.363	160	33.6	[71]
0.3802	83	13.5	[66]	1.43	177	18	[61]
0.400	95	17	[60]	1.53	140	14	[61]
0.4004	77	10.02	[66]	1.75	202	40	[61]
0.4247	87.1	11.2	[66]	1.965	186.5	50.4	[71]
0.43	86.45	3.68	[67]	2.300	224	8	[72]
0.440	82.6	7.8	[68]	2.34	222	7	[73]
0.44497	92.8	12.9	[66]	2.36	226	8	[74]
0.4783	80.9	9	[66]				

#### 4. Statefinder analysis

In this section, the statefinder diagnostic pair  $\{r, s\}$  parameters, which is introduced by Sahni et al. [75], will be applied to study the viscous universe with the cosmological constant. The statefinder is a geometrical diagnostic tool that can characterize the properties of dark energy in a model-independent manner. The statefinder parameters  $\{r, s\}$  are usually defined by

$$r = \frac{\ddot{a}}{aH^3}, \quad s = \frac{r-1}{3\left(q - \frac{1}{2}\right)} \quad (27)$$

Where  $q$  denotes the deceleration parameter, which is defined as

$$q(z) \equiv -\frac{\ddot{a}}{a} \frac{1}{H^2} \quad (28)$$

And the  $z \sim q$  curves derived from the two models with the best estimated parameters obtained from the SNe Ia are shown in Figure 5.

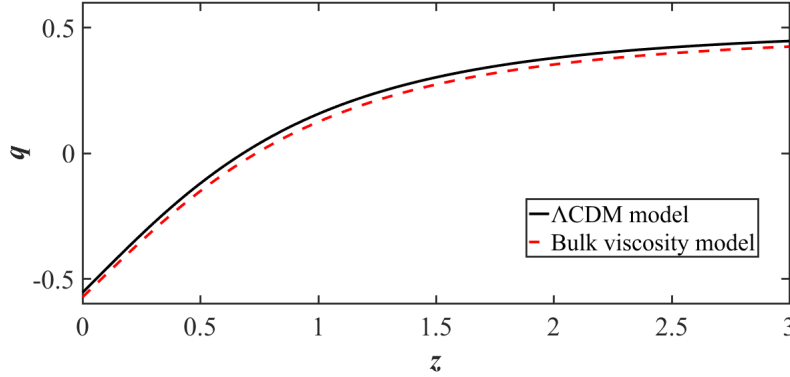


Figure 5: The comparison of the  $z \sim q$  curves. The solid line corresponds to the  $\Lambda$ CDM model with  $\Omega_{m0} = 0.295, \Omega_{\Lambda0} = 0.705$ , the dashed line corresponds to the bulk viscosity model with  $\Omega_{m0} = \mathbf{0.295}, \Omega_{\Lambda0} = 0.705, \Omega_{\tau} = 0.018$ .

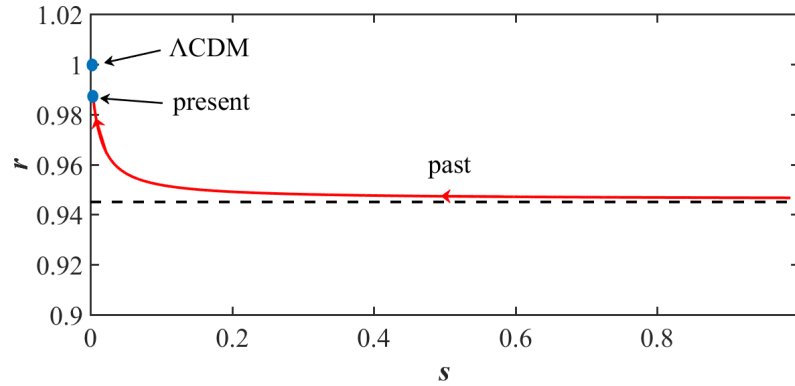


Figure 6: The evolution of the bulk viscosity model in the  $r$ - $s$  plane for the best estimates of the parameters from the SNe Ia data, i.e.,  $\Omega_{m0} = 0.295, \Omega_{\Lambda0} = 0.705, \Omega_{\tau} = 0.018$ . In the  $r$ - $s$  plane the  $\Lambda$ CDM model corresponds to the point  $\{0, 1\}$ . The arrow denotes the time direction of the evolution. The dashed line is the asymptote line of the solid line.

From Figure 5 we can obtain that  $q_0 = -0.557, z_T = 0.68$  for the  $\Lambda$ CDM model, and  $q_0 = -0.575, z_T = 0.74$  for the bulk viscosity model, where  $q_0$  is the present deceleration parameter and  $z_T$  is the transition red shift, at which  $q$  is equal to 0. And the latest observations indicates that  $q_0 = -0.63 \pm 0.12$  [76, 77], which imply that the bulk viscosity model cannot be discriminated from the  $\Lambda$ CDM model by the deceleration parameter due to the insufficient observation accuracy.

Based on Eq. (27), we can obtain the  $\{r, s\}$  plane trajectories of the bulk viscosity model, which is shown in Figure 6.

It can be seen from Fig. 6 that the  $r$ - $s$  evolution starts from a region  $r \sim 0.945, s \sim 1$  and tends to the  $\Lambda$ CDM point in the future, and the present position of the universe corresponds to  $\{r_{0,s_0}\} = \{0.984, 0.0047\}$ , which is close to the  $\Lambda$  CDM point. Fig. 6 shows that the bulk viscosity model is obviously different from the  $\Lambda$ CDM.

## 5. Conclusions

In this paper, we performed a detailed study of a bulk viscous matter universe with cosmological constant  $\Lambda$ . The explicit form of the bulk viscosity is still unknown, but we found that if we follow the assumption that  $\zeta = \zeta_1 H$ , where  $H$  is the Hubble parameter,  $\zeta_1$  is a constant, then in an expanding universe, the (relative) matter density will be always greater than  $8\pi G\zeta_1$ , i.e., 0.012 (the value is obtained from Eq. (13) and the obtained  $\Omega_\tau = 0.018$ ), and in the future the (relative) matter density tends to 0.012. The universe in the bulk viscosity model also tend to the de Sitter time-space in the future, but the expansion rate of the future's universe predicted by the bulk viscosity model is lower than which predicted by the  $\Lambda$ CDM model.

Secondly, with the JLA SNe Ia sample we estimated the values of parameters involved in the bulk viscosity model. And subsequently, we applied the best estimated parameters obtained from the SNe Ia data to study the CMB data, BAO data and Hubble data. Note that in this paper we used a fixed values of  $\Omega_{m0}, \Omega_{\Lambda0}, \Omega_\tau$  (i.e.,  $\Omega_{m0} = 0.295, \Omega_{\Lambda0} = 0.705, \Omega_\tau = 0.018$ ), to study the SNe Ia, CMB, BAO and Hubble data with the purpose to directly compare the two models, and we found that the bulk viscosity model has a significantly better fitting to these data than the  $\Lambda$ CDM model, which indicates that the bulk viscosity model is a competitive model to fit the combined SNe Ia + CMB + BAO +  $H(z)$  data.

In addition, it should be noted that the obtained best estimated value of  $\zeta$  is positive, which is in consistent with the requirement of the second law of thermodynamics [17, 18].

On the other hand, it shows that there is no significant difference between the curves of  $z \sim q$  predicted by the two models with the same parameters. And the bulk viscosity model with the best estimated parameters obtained from the SNe Ia data predict the present deceleration parameter  $q_0 = -0.575$ , which is within the range of the observational results, i.e.,  $-0.64 \pm 0.12$ .

Since the universe predicted by the bulk viscosity model is similar to the standard forms of dark energy, we have analyzed the model with the statefinder parameters to distinguish it from the  $\Lambda$ CDM model. It shows that the evolution of the  $\{r, s\}$  parameters behaves in such a way that  $0 < s < 1, 0.945 < r < 1$ . And the present position of the bulk viscosity model in the  $r$ - $s$  plane corresponds to  $\{s_0, r_0\} = \{0.0047, 0.984\}$ , which is close to the  $\Lambda$ CDM point  $\{0, 1\}$ . Hence the model is obviously different from the  $\Lambda$ CDM model and the other dark energy model.

Ø

Here it should be noted that, in this paper we have not listed the calculation results of other cosmological parameters based on the bulk viscosity model, such as the age of the universe (the

age predicted by the bulk viscosity model is slightly higher than the age predicted by the  $\Lambda$ CDM model), the curvature scalar, et al., for that the bulk viscosity coefficient  $\zeta$  obtained from the SNe Ia data is so small that the evolution or values of these cosmological parameters do not deviate significantly from which are obtained from the  $\Lambda$ CDM model (when  $\zeta = 0$  it returns to the  $\Lambda$ CDM model), which is exactly what we expected, as that the  $\Lambda$ CDM model has already achieved great success in explaining some astronomical phenomenon. And in this paper we just made a little improvement to the  $\Lambda$ CDM model.

## References

- [1] A. G. Riess, A. V. Filippenko, P. Challis, et al., Observational evidence from supernovae for an accelerating universe and a cosmological constant, *The Astronomical Journal* 116 (1998) 1009–1038. doi:[10.1086/300499](https://doi.org/10.1086/300499).
- [2] S. Perlmutter, G. Aldering, G. Goldhaber, et al., Measurements of  $\omega$  and  $\Lambda$  from 42 high-redshift supernovae, *The Astrophysical Journal* 517 (1999) 565–586. URL: <http://adsabs.harvard.edu/abs/1999ApJ...517..565P>. doi:[10.1086/307221](https://doi.org/10.1086/307221).
- [3] C. L. Bennett, M. Halpern, G. Hinshaw, et al., First-year wilkinson microwave anisotropy probe(wmap) observations: Preliminary maps and basic results, *The Astrophysical Journal Supplement Series* 148 (2003) 1–27. URL: <https://arxiv.org/abs/astro-ph/0302207>. doi:[10.1086/377253](https://doi.org/10.1086/377253).
- [4] M. Tegmark, M. A. Strauss, M. R. Blanton, et al., Cosmological parameters from sdss and wmap, *Physical Review D* 69 (2004). doi:[10.1103/physrevd.69.103501](https://doi.org/10.1103/physrevd.69.103501).
- [5] E. J. COPELAND, M. SAMI, S. TSUJIKAWA, Dynamics of dark energy, *International Journal of Modern Physics D* 15 (2006) 1753–1935. doi:[10.1142/s021827180600942x](https://doi.org/10.1142/s021827180600942x).
- [6] J. D. Barrow, The deflationary universe: An instability of the de sitter universe, *Physics Letters B* 180 (1986) 335–339. doi:[10.1016/0370-2693\(86\)91198-6](https://doi.org/10.1016/0370-2693(86)91198-6).
- [7] I. Brevik, S. D. Odintsov, Cardy-verlinde entropy formula in viscous cosmology, *Physical review* 65 (2002). doi:[10.1103/physrevd.65.067302](https://doi.org/10.1103/physrevd.65.067302).
- [8] D. Liu, X. Li, Dynamics of quintessence with thermal interactions, *Physics Letters B* 611 (2005) 8–14. doi:[10.1016/j.physletb.2005.02.048](https://doi.org/10.1016/j.physletb.2005.02.048).
- [9] C. Eckart, The thermodynamics of irreversible processes. iii. relativistic theory of the simple fluid, *Physical Review* 58 (1940) 919–924. doi:[10.1103/physrev.58.919](https://doi.org/10.1103/physrev.58.919).
- [10] L. Landau, E. Lifshitz, *Fluid mechanics*, Butterworth Heinemann, 1987.
- [11] W. Israel, Nonstationary irreversible thermodynamics: A causal relativistic theory, *Annals of Physics* 100 (1976) 310–331. doi:[10.1016/0003-4916\(76\)90064-6](https://doi.org/10.1016/0003-4916(76)90064-6).
- [12] W. Israel, J. M. Stewart, Thermodynamics of nonstationary and transient effects in a relativistic gas, *Physics Letters* 58 (1976) 213–215. doi:[10.1016/0375-9601\(76\)90075-x](https://doi.org/10.1016/0375-9601(76)90075-x).

- [13] W. A. Hiscock, J. Salmonson, Dissipative boltzmann-robertson-walker cosmologies, *Physical Review D* 43 (1991) 3249–3258. doi:[10.1103/physrevd.43.3249](https://doi.org/10.1103/physrevd.43.3249).
- [14] R. Maartens, Dissipative cosmology 12 (1995) 1455–1465. doi:[10.1088/0264-9381/12/6/011](https://doi.org/10.1088/0264-9381/12/6/011).
- [15] T. Harko, M. K. Mak, Viscous bianchi type i universes in brane cosmology, *Classical and Quantum Gravity* 20 (2002) 407–422. doi:[10.1088/0264-9381/20/3/302](https://doi.org/10.1088/0264-9381/20/3/302).
- [16] I. Brevik, O. Gorbunova, Dark energy and viscous cosmology, *General Relativity and Gravitation* 37 (2005) 2039–2045. doi:[10.1007/s10714-005-0178-9](https://doi.org/10.1007/s10714-005-0178-9).
- [17] S. Weinberg, *Gravitation and cosmology: Principles and applications of the general theory of relativity*, Wiley, 1972.
- [18] W. Zimdahl, D. Pavón, Expanding universe with positive bulk viscous pressures?, *Physical Review D* 61 (2000) 108301.
- [19] J. C. Fabris, S. V. B. Gonçalves, R. Ribeiro, Bulk viscosity driving the acceleration of the universe, *General Relativity and Gravitation* 38 (2006) 495–506. doi:[10.1007/s10714-006-0236-y](https://doi.org/10.1007/s10714-006-0236-y).
- [20] B. Li, J. D. Barrow, Does bulk viscosity create a viable unified dark matter model?, *Physical Review D* 79 (2009). doi:[10.1103/physrevd.79.103521](https://doi.org/10.1103/physrevd.79.103521).
- [21] W. Hipólito-Ricaldi, H. Velten, W. Zimdahl, Viscous dark fluid universe, *Physical review* 82 (2010). doi:[10.1103/physrevd.82.063507](https://doi.org/10.1103/physrevd.82.063507).
- [22] A. Avelino, U. Nucamendi, Can a matter-dominated model with constant bulk viscosity drive the accelerated expansion of the universe?, *Journal of Cosmology and Astroparticle Physics* 2009 (2009) 006–006. doi:[10.1088/1475-7516/2009/04/006](https://doi.org/10.1088/1475-7516/2009/04/006).
- [23] A. Avelino, U. Nucamendi, Exploring a matter-dominated model with bulk viscosity to drive the accelerated expansion of the universe, *Journal of Cosmology and Astroparticle Physics* 2010 (2010) 009–009. doi:[10.1088/1475-7516/2010/08/009](https://doi.org/10.1088/1475-7516/2010/08/009).
- [24] W. Zimdahl, D. J. Schwarz, A. B. Balakin, D. Pavón, Cosmic antifriction and accelerated expansion, *Physical review* 64 (2001). doi:[10.1103/physrevd.64.063501](https://doi.org/10.1103/physrevd.64.063501).
- [25] J. R. Wilson, G. J. Mathews, G. M. Fuller, Bulk viscosity, decaying dark matter, and the cosmic acceleration, *Physical Review D* 75 (2007). doi:[10.1103/physrevd.75.043521](https://doi.org/10.1103/physrevd.75.043521).
- [26] H. Okumura, F. Yonezawa, New expression of the bulk viscosity, *Physica A: Statistical Mechanics and its Applications* 321 (2003) 207–219.
- [27] P. Ilg, H. C. Öttinger, Nonequilibrium relativistic thermodynamics in bulk viscous cosmology, *Physical review* 61 (1999). doi:[10.1103/physrevd.61.023510](https://doi.org/10.1103/physrevd.61.023510).
- [28] A. Avelino, U. Nucamendi, Can a matter-dominated model with constant bulk viscosity drive the accelerated expansion of the universe?, *Journal of Cosmology and Astroparticle Physics* 2009 (2009) 006.

- [29] D. Jain, A. Dev, Age of high redshift objects—a litmus test for the dark energy models, *Physics Letters B* 633 (2006) 436–440.
- [30] C.-J. Feng, X.-Z. Li, Viscous ricci dark energy, *Physics Letters B* 680 (2009) 355–358.
- [31] C. W. Misner, K. S. Thorne, J. A. Wheeler, *Gravitation* wh freeman and co, San Francisco 660 (1973).
- [32] J. R. Wilson, G. J. Mathews, G. M. Fuller, Bulk viscosity, decaying dark matter, and the cosmic acceleration, *Physical Review D* 75 (2007) 043521.
- [33] G. Kremer, F. Devecchi, Viscous cosmological models and accelerated universes, *Physical Review D* 67 (2003) 047301.
- [34] M.-G. Hu, X.-H. Meng, Bulk viscous cosmology: statefinder and entropy, *Physics Letters B* 635 (2006) 186–194.
- [35] J. Ren, X.-H. Meng, Cosmological model with viscosity media (dark fluid) described by an effective equation of state, *Physics Letters B* 633 (2006) 1–8.
- [36] C. Singh, S. Kumar, A. Pradhan, Early viscous universe with variable gravitational and cosmological ‘constants’, *Classical and Quantum Gravity* 24 (2006) 455.
- [37] J. C. Fabris, S. Goncalves, R. d. S. Ribeiro, Bulk viscosity driving the acceleration of the universe, *General Relativity and Gravitation* 38 (2006) 495–506.
- [38] R. Colistete Jr, J. Fabris, J. Tossa, W. Zimdahl, Bulk viscous cosmology, *Physical Review D* 76 (2007) 103516.
- [39] I. Brevik, Ø. Grøn, J. de Haro, S. D. Odintsov, E. N. Saridakis, Viscous cosmology for early-and late-time universe, *International Journal of Modern Physics D* 26 (2017) 1730024.
- [40] S. Capozziello, V. F. Cardone, E. Elizalde, et al., Observational constraints on dark energy with generalized equations of state, *Physical Review D* 73 (2006) 043512.
- [41] S. Nojiri, S. D. Odintsov, Inhomogeneous equation of state of the universe: Phantom era, future singularity, and crossing the phantom barrier, *Physical Review D* 72 (2005) 023003.
- [42] X.-H. Meng, X. Dou, Singularities and entropy in bulk viscosity dark energy model, *Communications in Theoretical Physics* 56 (2011) 957.
- [43] M. Xin-He, R. Jie, H. Ming-Guang, Friedmann cosmology with a generalized equation of state and bulk viscosity, *Communications in Theoretical Physics* 47 (2007) 379.
- [44] A. Avelino, U. Nucamendi, Exploring a matter-dominated model with bulk viscosity to drive the accelerated expansion of the universe, *Journal of Cosmology and Astroparticle Physics* 2010 (2010) 009.

- [45] C. Singh, P. Kumar, Friedmann model with viscous cosmology in modified

$$f(r, t)$$

$f(r, t)$  gravity theory, The European Physical Journal C 74 (2014) 1–11.

- [46] B. D. Normann, I. Brevik, Characteristic properties of two different viscous cosmology models for the future universe, Modern Physics Letters A 32 (2017) 1750026.
- [47] M. Xin-He, R. Jie, H. Ming-Guang, Friedmann cosmology with a generalized equation of state and bulk viscosity, Communications in Theoretical Physics 47 (2007) 379.
- [48] J. Ren, X.-H. Meng, Cosmological model with viscosity media (dark fluid) described by an effective equation of state, Physics Letters B 633 (2006) 1–8.
- [49] Ø. Grøn, Viscous inflationary universe models, Astrophysics and Space Science 173 (1990) 191–225.
- [50] M. Betoule, R. Kessler, J. Guy, et al., Improved cosmological constraints from a joint analysis of the sdss-ii and snls supernova samples, Astronomy & Astrophysics 568 (2014) A22.
- [51] J. R. Bond, G. Efstathiou, M. Tegmark, Forecasting cosmic parameter errors from microwave background anisotropy experiments, arXiv preprint astro-ph/9702100 (1997).
- [52] G. Hinshaw, D. Larson, E. Komatsu, D. N. Spergel, C. Bennett, J. Dunkley, M. Nolte, M. Halpern, R. Hill, N. Odegard, et al., Nine-year wilkinson microwave anisotropy probe (wmap) observations: cosmological parameter results, The Astrophysical Journal Supplement Series 208 (2013) 19.
- [53] W. Hu, N. Sugiyama, Small-scale cosmological perturbations: an analytic approach, The Astrophysical Journal 471 (1996) 542.
- [54] D. J. Eisenstein, I. Zehavi, D. W. Hogg, R. Scoccimarro, M. R. Blanton, R. C. Nichol, R. Scranton, H.-J. Seo, M. Tegmark, Z. Zheng, et al., Detection of the baryon acoustic peak in the large-scale correlation function of sdss luminous red galaxies, The Astrophysical Journal 633 (2005) 560.
- [55] F. Beutler, C. Blake, M. Colless, et al., The 6df galaxy survey: baryon acoustic oscillations and the local hubble constant, Monthly Notices of the Royal Astronomical Society 416 (2011) 3017–3032.
- [56] N. Padmanabhan, X. Xu, D. J. Eisenstein, et al., A 2 per cent distance to  $z=0.35$  by reconstructing baryon acoustic oscillations–i. methods and application to the sloan digital sky survey, Monthly Notices of the Royal Astronomical Society 427 (2012) 2132–2145.
- [57] L. Anderson, E. Aubourg, S. Bailey, et al., The clustering of galaxies in the sdss-iii baryon oscillation spectroscopic survey: baryon acoustic oscillations in the data release 9 spectroscopic galaxy sample, Monthly Notices of the Royal Astronomical Society 427 (2012) 3435–3467.



- [58] C. Blake, S. Brough, M. Colless, et al., The wigglez dark energy survey: Joint measurements of the expansion and growth history at  $z \lesssim 1$ , *Monthly Notices of the Royal Astronomical Society* 425 (2012) 405–414.
- [59] R. Jimenez, A. Loeb, Constraining cosmological parameters based on relative galaxy ages, *The Astrophysical Journal* 573 (2002) 37.
- [60] C. Zhang, H. Zhang, S. Yuan, et al., Four new observational  $h(z)$  data from luminous red galaxies in the sloan digital sky survey data release seven, *Research in Astronomy and Astrophysics* 14 (2014) 1221.
- [61] J. Simon, L. Verde, R. Jimenez, Constraints on the redshift dependence of the dark energy potential, *Physical Review D* 71 (2005) 123001.
- [62] M. Moresco, F. Marulli, Cosmological constraints from a joint analysis of cosmic growth and expansion, *Monthly Notices of the Royal Astronomical Society: Letters* 471 (2017) L82–L86.
- [63] E. Gaztanaga, A. Cabre, L. Hui, Clustering of luminous red galaxies–iv. baryon acoustic peak in the line-of-sight direction and a direct measurement of  $h(z)$ , *Monthly Notices of the Royal Astronomical Society* 399 (2009) 1663–1680.
- [64] A. Oka, S. Saito, T. Nishimichi, et al., Simultaneous constraints on the growth of structure and cosmic expansion from the multipole power spectra of the sdss dr7 lrg sample, *Monthly Notices of the Royal Astronomical Society* 439 (2014) 2515–2530.
- [65] C.-H. Chuang, Y. Wang, Modelling the anisotropic two-point galaxy correlation function on small scales and single-probe measurements of  $h(z)$ ,  $d_a(z)$  and  $f(z)$   $\sigma_8(z)$  from the sloan digital sky survey dr7 luminous red galaxies, *Monthly Notices of the Royal Astronomical Society* 435 (2013) 255–262.
- [66] M. Moresco, L. Pozzetti, A. Cimatti, et al., A 6% measurement of the hubble parameter at  $z = 0.45$ : direct evidence of the epoch of cosmic re-acceleration, *Journal of Cosmology and Astroparticle Physics* 2016 (2016) 014–014.
- [67] C. Blake, J. B. James, G. B. Poole, Using the topology of large-scale structure in the wigglez dark energy survey as a cosmological standard ruler, *Monthly Notices of the Royal Astronomical Society* 437 (2014) 2488–2506.
- [68] D. Stern, R. Jimenez, L. Verde, et al., Cosmic chronometers: constraining the equation of state of dark energy. ii. a spectroscopic catalog of red galaxies in galaxy clusters, *The Astrophysical Journal Supplement Series* 188 (2010) 280.
- [69] L. Anderson, E. Aubourg, S. Bailey, F. Beutler, et al., The clustering of galaxies in the sdss-iii baryon oscillation spectroscopic survey: measuring  $d_a$  and  $h$  at  $z = 0.57$  from the baryon acoustic peak in the data release 9 spectroscopic galaxy sample, *Monthly Notices of the Royal Astronomical Society* 439 (2014) 83–101.
- [70] M. Moresco, Raising the bar: new constraints on the hubble parameter with cosmic chronometers at  $z \lesssim 2$ , *Monthly Notices of the Royal Astronomical Society: Letters* 450 (2015) L16–L20.

- [71] T. Delubac, J. Rich, S. Bailey, et al., Baryon acoustic oscillations in the  $\text{Ly}\alpha$  forest of boss quasars, *Astronomy & Astrophysics* 552 (2013) A96.
- [72] T. Delubac, J. E. Bautista, J. Rich, et al., Baryon acoustic oscillations in the  $\text{Ly}\alpha$  forest of boss dr11 quasars, *Astronomy & Astrophysics* 574 (2015) A59.
- [73] A. Font-Ribera, P. McDonald, N. Mostek, et al., Desi and other dark energy experiments in the era of neutrino mass measurements, *Journal of Cosmology and Astroparticle Physics* 2014 (2014) 023.
- [74] V. Sahni, T. D. Saini, A. A. Starobinsky, U. Alam, Statefinder—a new geometrical diagnostic of dark energy, *Journal of Experimental and Theoretical Physics Letters* 77 (2003) 201–206.
- [75] R. Adam, P. Ade, N. Aghanim, et al., Planck intermediate results-xliii. spectral energy distribution of dust in clusters of galaxies, *Astronomy & Astrophysics* 594 (2016) A104.
- [76] P. Ade, N. Aghanim, Arnaud, et al., Planck intermediate results-xiii. constraints on peculiar velocities, *Astronomy & Astrophysics* 561 (2014) A97.
- [77] R. Adam, N. Aghanim, M. Ashdown, et al., Planck intermediate results-xlvii. planck constraints on reionization history, *Astronomy & Astrophysics* 596 (2016) A108.