

---

# Transformer-Based Models Are Not Yet Perfect At Learning to Emulate Structural Recursion

**Shizhuo Dylan Zhang**  
*University of Illinois Urbana-Champaign*

*shizhuo2@illinois.edu*

**Curt Tigges**  
*EleutherAI*

*curt@eleuther.ai*

**Zory Zhang**  
*University of Illinois Urbana-Champaign*

*zoryz2@illinois.edu*

**Stella Biderman**  
*EleutherAI*  
*Booz Allen Hamilton*

*stella@eleuther.ai*

**Maxim Raginsky**  
*University of Illinois Urbana-Champaign*

*maxim@illinois.edu*

**Talia Ringer**  
*University of Illinois Urbana-Champaign*

*tringer@illinois.edu*

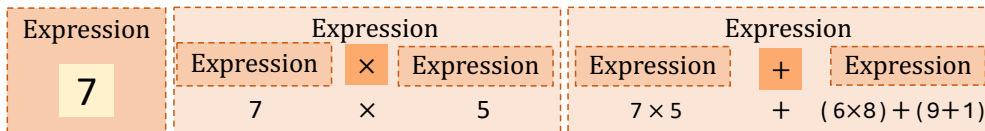
## Abstract

This paper investigates the ability of transformer-based models to learn structural recursion from examples. Recursion is a universal concept in both natural and formal languages. Structural recursion is central to the programming language and formal mathematics tasks where symbolic tools currently excel beyond neural models, such as inferring semantic relations between datatypes and emulating program behavior. We introduce a general framework that nicely connects the abstract concepts of structural recursion in the programming language domain to concrete sequence modeling problems and learned models’ behavior. The framework includes a representation that captures the general *syntax* of structural recursion, coupled with two different frameworks for understanding their *semantics*—one that is more natural from a programming languages perspective and one that helps bridge that perspective with a mechanistic understanding of the underlying transformer architecture.

With our framework as a powerful conceptual tool, we identify different issues under various set-ups. The models trained to emulate recursive computations cannot fully capture the recursion yet instead fit short-cut algorithms and thus cannot solve certain edge cases that are under-represented in the training distribution. In addition, it is difficult for state-of-the-art large language models (LLMs) to mine recursive rules from in-context demonstrations. Meanwhile, these LLMs fail in interesting ways when emulating reduction (step-wise computation) of the recursive function.

## 1 Introduction

A revolution in neural methods for programming language tasks is underway. Once confined to the realm of symbolic methods, some of the most performant tools for synthesizing (Chaudhuri et al., 2021; Chen et al., 2021; Li et al., 2022b; Chowdhery et al., 2022), repairing (Gupta et al., 2017; Saha et al., 2017; Xia et al., 2023), and even formally verifying (Agrawal et al., 2023; Yang & Deng, 2019; First & Brun, 2022;



(a) Recursion in an expression. Assume binary operators ‘+’ and ‘×’. An expression can be a number or two expressions connected by ‘+’ or two expressions connected by ‘×’.

Alvin enjoys fishing.  
 Alvin, who studies in Chicago, enjoys fishing.  
 Alvin, who studies in Chicago, which is a city on Lake Michigan, enjoys fishing.

(b) Recursion in natural language. This nesting of clauses is a classic example of recursiveness in a sentence, demonstrating how language can be structured in increasingly complex ways.

Figure 1: Some examples of recursive patterns.

Sanchez-Stern et al., 2023; 2020; First et al., 2023) programs now rest in part or in whole upon neural foundations.

But how sturdy are these foundations? At the core of many of these tools are transformer-based large language models (Chen et al., 2021; Chowdhery et al., 2022; First et al., 2023). It is an open question to what degree these models are simply repeating program syntax, and to what degree they have some model of program *semantics*—how programs behave and what they mean. Recursive programs are one class of programs for which program semantics are especially useful and interesting. In fact, recursion is fundamental across many different disciplines beyond program semantics: It is fundamental to parsing program syntax (Figure 1a) and omnipresent in natural language (Figure 1b). It is also fundamental to logical reasoning and mathematics—the formal definition of the original Peano natural numbers, for example, is recursive in that it has a base case “one” and a recursive “successor” function, where the successor of any natural number is also a natural number.

In this paper, we investigate the degree to which transformers-based models (Vaswani et al., 2017) can learn to model a particular kind of recursion. In doing so, we join a long line of work that studies the representation capabilities of ML models through a formal language lens. The close connection between formal languages and neural network systems can be traced back to the early chapters of computer science (e.g., one key purpose of introducing regular expressions by Kleene et al. in 1951 (Kleene, 1951) was to understand the nerve nets (McCulloch & Pitts, 1943)).

Due to the omnipresence of recursion, in a broad sense, transformer-based models are already used to solve problems that rely in some way on recursion. However, these models are occasionally observed to fail in cases that demand a strong understanding of recursive structures. For example, models trained for programming tasks may misunderstand programs with nested blocks or produced imbalanced brackets. This highlights the necessity of examining the ability of machine learning (ML) models to capture recursive patterns, especially in a world where ML-assisted programming and mathematical reasoning are growing at explosive rates.

Our work focuses in particular on *structural recursion*: a restricted but powerful class of recursive functions that are defined in a structurally decreasing manner, and so must terminate. A program is an example of structural recursion if it is defined over some data structure (say, binary trees) by recursively calling itself over smaller substructures (say, left and right subtrees). Structural recursion is at the heart of important programming and formal theorem-proving tasks (which are important in software verification and mathematics) for which neural methods still lag behind symbolic methods, like inferring semantic relations between datatypes (Ringer et al., 2021; Ringer, 2021).

The difficulty of learning tasks similar to the structurally recursive ones we are interested in has manifested in prior work. For example, Zhang et al. (Zhang et al., 2022b) identify “statistical shortcuts” on simple propositional logic, where the model fits statistical features instead of the correct reasoning steps. Van der Poel et al. (van der Poel et al., 2023) observe failures of neural networks on certain types of cases for regular

---

languages, an even simpler class of formal languages than those we are interested in. Our work identifies the root of similar brittleness in the context of structurally recursive functions by further reconstructing the algorithms emulated by the learned models that lead to those errors.

Our contributions are twofold: First, **we introduce a general framework for representing and reasoning about structural recursion with sequence models**. Second, **we use our framework to conduct an empirical investigation of learned models’ algorithmic behaviors on structurally recursive tasks**. Our framework and empirical results are important steps towards understanding how to better handle recursion with sequence models, paving the path towards better and more reliable performance on the wealth of tasks to which recursion is fundamental.

### Contribution 1: Framework

Our first contribution is a comprehensive and general framework for modeling structurally recursive tasks in a way that makes it possible to analyze sequence models (like transformers trained or prompted to execute recursive computation) used to solve those tasks (Section 2). The goal of this framework is to help us connect the world of ML with the world of programming languages, so that we can clearly define what it means for sequence models to “learn to represent structural recursion.”

To that end, our framework reasons about both the *syntax* (form) and the *semantics* (meaning) of structural recursion. Our framework supports syntax by way of a new sequential encoding (Section 3) based on inductive representations of recursively defined datatypes. Our framework supports semantics by way of both (a) a stepwise reduction semantics (Section 4.1) and (b) an Abstract-State Machine (ASM) semantics (Section 4.2). The reduction semantics helps us bridge the syntax with the traditional programming language semantics of that syntax; the ASM semantics makes it possible to interpret and analyze the algorithmic behavior of learned models in implementing those semantics, even when those models are not architecturally recursive. In fact, as we will see later, all attempts to understand the mechanistic behavior of ML models involve working with an ASM.

Our framework takes into consideration the following complexities: Transformer models are not architecturally recursive—they do not call themselves. The situation can become even more complex when considering pre-trained LLMs, which are more than mere architectural frameworks—they are sophisticated systems enriched with knowledge and capabilities acquired during pre-training. In-context learning capabilities of these models add even more complexity to our goal of reasoning about recursive problem-solving capabilities. For these reasons, we design our framework to be comprehensive and adaptable, with the general principles allowing us to abstract away the complexities and focus just on the concept of recursion.

### Contribution 2: Empirical Investigation

Our second contribution is an empirical investigation of sequence model behavior on structurally recursive tasks, using our framework as a basis. We instantiate our framework to different variants of two concrete structurally recursive tasks: (a) learning the binary successor function (Section 5.1) and (b) learning various tree traversals (Section 5.2). We have chosen these tasks to be *simple* in that they demand minimal prior knowledge from the model, yet *interesting* since they capture nontrivial recursive structure. Guided by our semantic framework, we design (Section 6) and conduct (Sections 7 and 8) experiments to better understand the behavior of small transformer models trained from scratch on variants of these two tasks. In addition, we investigate the ability for pre-trained language models (PLM) to learn the recursive algorithm from fine-tuning. Finally, we analyze the in-context learning paradigm with LLMs (Section 10). Our results are multifaceted. On small transformer models trained from scratch, we reconstruct the learned algorithms and find specific non-recursive shortcuts that these models take. From there, we are able to reverse engineer failure cases and understand the weaknesses of these models. Our findings suggest that transformer models trained on input-output pairs do not fully encode the recursion semantics for these tasks. Rather, they fit shortcuts pruned to edge cases, despite the possibility of constructing a transformer model to solve it up to a bounded length (Pérez et al., 2021). We use these insights to attempt to mitigate these failures. Our fine-tuning experiments highlight potential practical issues with tokenization and pre-training data. We find the code-LMs (e.g., Code-T5) outperform general-purpose LMs with the same architecture. In

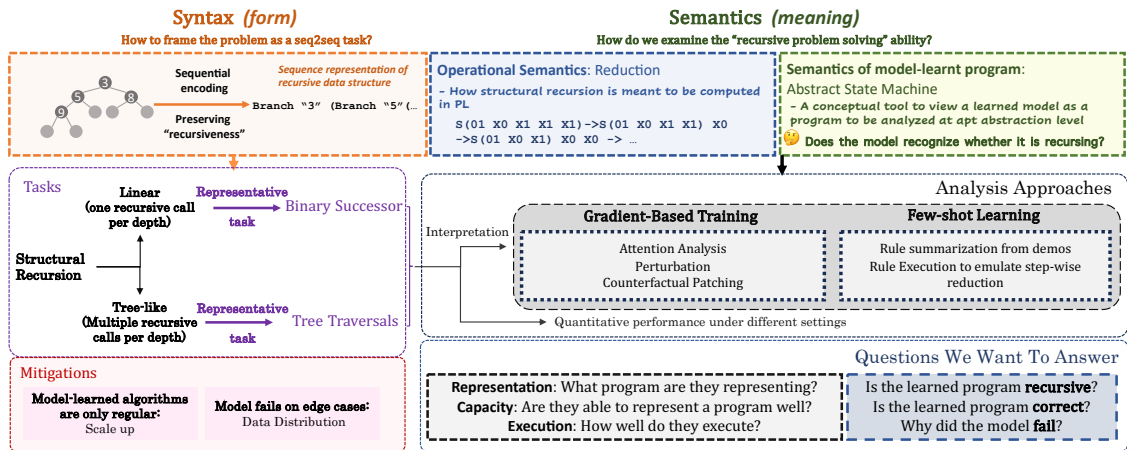


Figure 2: An overview of our framework for reasoning about sequence model performance on structurally recursive tasks, and how we apply it in this work.

the in-context learning paradigm, these weaknesses persist. Our exploration of LLM performance on these tasks (like GPT-3.5-turbo and GPT-4) shows these models’ inability to mine and execute the corresponding recursive algorithms from in-context demonstrations. Our exploration also identifies common patterns of erroneous behaviors for these models. We find that LLMs struggle to find the correct rules from in-context examples and fail in interesting ways when performing in-context step-wise reduction (producing the trace of intermediate computations), like failing to terminate or executing wrongly.

## 2 Framework

At the core of our work is a framework designed to systematically investigate the capabilities of models, specifically sequence models, in performing structural recursion. We first define our framework for reasoning about structural recursion (Section 2.1), then describe how we apply it (Section 2.2). Throughout, we reference Figure 2, which shows how all of this comes together.

### 2.1 Defining the Framework

Sequence models such as transformers have demonstrated remarkable capabilities in capturing patterns and dependencies in data. To delve into their ability to handle structural recursion, we separate the problem into its two core facets: syntax and semantics. *Syntax* refers purely to the form of a program (which strings of characters comprise a valid program), while *semantics* refers to its meaning. Our framework for representing structural recursion encompasses both of these and how they interact, which is crucial for a thorough analysis.

**Representing Syntax For Sequence Models: Sequential Encoding** The first challenge that our framework addresses is representing the syntax (form) of structurally recursive datatypes (like binary trees) and functions (like tree traversals) sequentially, in a form that is amenable to sequence models (Figure 2, top left). This involves mapping recursive structures to linear sequences while preserving the underlying relationships and the syntactic hierarchy. We do this in a highly general way by introducing sequential encoding adapted from the programming languages literature. The trick is to represent inputs and outputs of structurally recursive functions in terms of the language used to *inductively* construct those inputs and outputs—a trick we will describe in detail in Section 3. By doing so, we create a bridge between a well-understood representation of structural recursion in programming languages and the sequence-based paradigm of transformers, setting the stage for a detailed exploration of their capabilities.

**Representing Semantics: Bridging two Worlds** The second challenge that our framework addresses is representing the semantics (meaning) of structurally recursive functions in a way that helps us understand

---

the learned behavior of sequence models trained on input-output pairs of syntax (Figure 2, top right). This involves bridging the common semantics of the programming languages representation with a semantics that can help us understand model behavior. The gap between these is too wide to consider just one semantic model, so our framework considers two. Briefly, the first semantic model is a stepwise operational semantics that models the symbolic *reduction* behavior of the programming language from which we build our syntax, while the second model uses *Abstract Syntax Machines* (ASMs) to bridge reduction with the learned behavior of the non-recursive neural models we train. We describe these both in detail in Section 4. This approach of one syntax with two semantics makes our framework useful for reconciling symbolic and learned neural behavior for structurally recursive tasks.

## 2.2 Applying the Framework

We apply our framework to craft representative but interesting structurally recursive tasks, and use our syntactic representation to generate data for those tasks. We then use our semantics to make sense of qualitative and quantitative evaluations for those tasks.

**Applying the Syntax: Tasks and Data** Our approach to contextualizing the transformers’ proficiency in recursive computations is anchored in how we apply our framework’s syntax to synthesize the training and testing data (Figure 2, center left). Specifically, we use the sequential encodings we have defined to craft the input/output (I/O) examples for our data. This construction of I/O examples concretizes the use of the syntax in a practical experimental context, allowing us to later use our framework’s semantics to make sense of the experimental results. We instantiate this framework on two simple but interesting classes of tasks: learning a binary successor function (one recursive subcase) and learning various tree traversals (multiple recursive subcases). We describe these tasks in more detail, along with how we instantiate our syntax to these tasks, in Section 3.

**Applying the Semantics: Evaluation** Finally, we use our framework’s semantics to make sense of the behavior of learned models on those tasks (Figure 2, center right). For a task that involves learning a particular structurally recursive function, our framework gives us the *desired* behavior in a straightforward way using the stepwise operational semantics—a standard way of describing semantics for programs in a programming language. The challenge is bridging this with the *actual* learned behavior of the models trained on I/O examples. To do this, we adopt the ASM framework to reconstruct the learned “algorithm” at similar levels of abstraction to the desired recursive program. We can then analyze the learned model by looking at two key aspects: (1) the semantics of the program represented by the learned model and (2) its precision in executing that program. We devote particular attention to model behavior in edge cases, which serve as stringent tests of the robustness of the learned attempts to solve structurally recursive problems. These tell us where the models are currently falling short.

## 3 Representing Syntax: Sequential Encoding

The first component of our framework is a sequential encoding of structural recursion—that is, a representation that allows us to write data points into a sequence such that the recursive structure is embedded into the representation. The sequential encoding in our framework represents inputs and outputs to structurally recursive functions in terms of sequences of constructors of inductive types (Section 3.1). This representation grants us independence from character representations and underlying associations a model may have learned, and it is general enough to sequentially encode trees, language grammars, and even type checkers (Section 3.2). Finally, it also lets us draw a connection to the very well-studied semantics of functions over these datatypes as defined in programming languages research, something that will be useful when we define the semantics in Section 4. All of this makes it perfect for exploring structural recursion in a sequence-to-sequence model.

```

Inductive peano =
| I : peano (* base case *)
| S : ∀ (n : peano), peano. (* inductive case *)

Fixpoint add (n m : peano) : peano :=
  match n with (* break into cases *)
  | I => S m (* if n is one, return S m *)
  | S p => S (add p m) (* otherwise, recurse *)
  end.

```

(a) Unary encoding of Peano natural numbers.

(b) Addition using structural recursion..

Figure 3: Representing the Peano natural numbers as inductive types, and writing an example structurally recursive function.

### 3.1 What: Inductive Types

**Summary:** The representation uses the concept of induction. Think of each data point as being constructed from the base case by applying inductive steps. In this way we can encode the recursive structure into a sequence representation.

Our sequential encoding uses the syntax of inductive types. An *inductive type* is a way of representing a datatype in terms of all ways of constructing elements of those types—its *constructors* (Coquand & Paulin, 1990). Some of those constructors have no recursive references to the type itself—these are called *base cases*. Others include recursive references to the original datatype—these are called *inductive cases*. These types also come equipped with *eliminators* or *induction principles* that make it possible to write structurally recursive functions and inductive proofs about those datatypes.

As an example, suppose we would like to train a model to approximate the behavior of a structurally recursive function that adds two positive Peano natural numbers. We start by defining the datatype representing those numbers as an inductive type in Figure 3a (the syntax here comes from a widely-used proof tool called Coq (Bertot & Castéran, 2013)).<sup>1</sup> This inductive type describes how to construct an instance of a Peano natural number. There are exactly two cases: (1) a single *base case* that constructs the natural number one (denoted `I`), and (2) a single *inductive case* that, given some Peano natural number `n`, constructs its successor (denoted `S n`).

We can then generate I/O examples to train a model to approximate this addition function using a reference addition function as ground truth. In languages like Coq that have these inductive types, we can write functions (and even proofs) about these datatypes using pattern matching and terminating (structurally decreasing) structural recursion (or, equally expressively, induction). We write the reference addition function this way in Figure 3b.

Before we describe the behavior of this function, there are a few syntactic points to clarify about the language we are using: first, Coq uses parentheses only for grouping, not for function calls, so what in Python would be written `add (p, m)` is here written `add p m`. Second, the `match` statement breaks into cases based on the structure of the input: the base case `I` and the inductive case `S`. The variable `p` that comes after `S` in the inductive case is arbitrary, and matches the input, so if you pass in `S I` (two) then `p` will bind to `I` (one), and so will have that value in the recursive to `add p m`.

What that in mind, the behavior of the `add` function is as follows: We are given input numbers `n` and `m`. We break into cases based on the structure of `n`. In the base case, when `n` is `I`, we get that adding one to `m` computes the successor—that is, `add I m` computes to `S m`. In the inductive case, when `n` is the successor `S p` of some other number `p`, we get that adding the successor of `p` to `m` is the same as recursively adding `p` to `m`, then taking the successor of the result—that is, `add (S p) m` computes to `S (add p m)`.

As we will see later, we can use these reference structurally recursive functions to generate I/O examples to train our model. For example, if we call the `add` function on `S I` and `S (S (S I))`, we get `S (S (S (S (S I))))`; in other words,  $2 + 4 = 6$ .

<sup>1</sup>Coq was used to verify the ACM award-winning CompCert (Leroy et al., 2016) Compiler for C.

---

## 3.2 Why: Independence and Generality

While the Peano natural numbers are quite simple to encode sequentially without this general encoding, it turns out that we can use this same inductive representation to sequentially encode more interesting data types like binary trees and language grammars. We can also use it to draw a bridge between expected and actual model behavior and to generate I/O examples to train and test a model. What makes this choice of sequential encoding shine is its independence from specific character representations (Section 3.2.1) and its generality (Section 3.2.2).

### 3.2.1 Independence

**Summary:** The arrangement of the tokens already fully encodes the structure. How we spell these tokens does not matter.

One nice thing about this encoding and data generation process is that it is fully independent of specific character representations and any preexisting associations (for example, to numbers or trees) that a model may have learned; what we call these datatypes is irrelevant. We could just as well rename `peano` to `dinosaur`, `I` to `shampoo`, and `S` to `pencil`:

```
Inductive dinosaur :=
| shampoo : dinosaur (* base case *)
| pencil : ∀ (n : dinosaur), dinosaur. (* inductive case *)
```

and then we could add dinosaurs.

This independence makes this representation interesting from the perspective of investigating how models trained to learn structurally recursive functions perform without worrying about possible associations with characters that a sequence-to-sequence model may have picked up on from other training data. It will not be particularly important for our experiments on the small transformer models that we train from scratch. But it will be very important when we consider the behavior of pre-trained language models on similar tasks, as a model that has already learned associations with, say, numbers, may have misleadingly strong performance on a numeric task despite not learning the structurally recursive behavior we care about. Thanks to this independence, we can control for said associations and know when performance is truly meaningful.

### 3.2.2 Generality of Sequential Encoding

**Summary:** We can use this sequential encoding to represent complex data types and functions while preserving all the information needed.

So far, the example of `peano` natural numbers has been quite simple. But it turns out that this simple representation is highly general. It corresponds to a broad class of datatypes well studied in programming languages, making it simple for us to define important recursive tasks. It lets us represent binary trees and even entire programming languages—all sequentially.

**Binary Trees** First we consider encoding the type of binary trees. Let us start with binary trees that store character values in their nodes. Here we consider just the type; we will see functions over this in Section 5 when we describe the task of learning to approximate tree traversal functions for this type. We can write this type as follows:

```
Inductive tree :=
| Leaf (* the base case: an empty leaf *)
| Branch (v : char) (l r : tree). (* the inductive case: a branch with a character value and two subtrees *)
```

In other words, a binary tree is either an empty `Leaf`, or it is a `Branch` that stores a character value `v` and two subtrees: the left subtree `l` and the right subtree `r`. We will show functions defined over this datatype in Section 5.

The thing to notice for the `tree` type is that, in contrast with the `peano` example, the inductive `Branch` case has *two* recursive references to the datatype—one corresponding to each subtree. In other words, binary trees are not naturally sequential in the way that unary Peano natural numbers are. Still, by using this syntax, we obtain a sequential encoding. For example, we can represent a tree with `'a'` at the root, `'c'` in a node to its left, and `'t'` in a node to its right as follows:

```
Branch 'a' (Branch 'c' Leaf Leaf) (Branch 't' Leaf Leaf)
```

where `'a'`, `'c'`, and `'t'` are characters—that is, terms of type `char`. This is a sequence.

It is worth noting that, using this syntax, we could also generalize this type to represent trees with *any* kind of value, not just characters:

```
Inductive tree (A : Type) :=
| Leaf (* the base case: an empty leaf *)
| Branch (v : A) (l r : tree). (* the inductive case: a branch with a value and two subtrees *)
```

This represents a kind of *polymorphism* (types that depend on types) (Cardelli & Wegner, 1985), insofar as the type `tree` depends on the type `A`. Here, `A` is the type of the value `v` stored in the nodes. There are infinitely many ways to instantiate `A` for such a datatype, which makes this *extremely* expressive—we can use this type to derive trees of characters (`tree char`), trees of Peano natural numbers (`tree peano`), trees of trees of characters (`tree (tree char)`), and so on.

However, it is also worth noting that this expressiveness comes at a cost to the ease of data generation. After all, we could also instantiate `A` to be an uninhabitable type like `False`. In such a case, the only constructor we could call would be `Leaf`. In fact, knowing if we can ever invoke the `Branch` case of a `tree A` without knowing anything about `A` is an undecidable problem, one as general as arbitrary proof search in a higher-order logic.

It is for decidability of data generation that, for the binary tree tasks in Section 5, we stick with the first definition of `tree`. Still, in the remainder of this section, we will show two more examples that highlight the generality of types one can express with this sequential encoding, even when it comes at the cost of decidable data generation.

**Programming Languages** Those who are familiar with language grammars might see a similarity between these datatypes and the ways one might represent the grammar of a formal language. Indeed, it is typical to encode abstract syntax trees corresponding to parsed programs for context-free languages using these datatypes. Consider, for example, the untyped lambda calculus:

```
<expr> ::= <expr> <expr> | λ x . <expr> | x | (<expr>)
```

We can encode a datatype for abstract syntax trees for this grammar inductively:

```
Inductive expr :=
| App : expr -> expr -> expr (* e1 e2 *)
| Lam : char -> expr -> expr (* λ x . e *)
| Var : char. (* x *)
```

We could write structurally recursive functions over this datatype, like an interpreter for this small but Turing-complete language that this grammar represents syntactically. (Such an interpreter would need to be structurally decreasing over some datatype—commonly some natural number representing unbounded “fuel” the interpreter takes—and therefore terminating.) The abstract syntax trees for programs in that language would still be expressible sequentially, and could even be generated by enumerating the datatype (up to some size bound for the sake of termination). For example, the  $\omega$ -combinator infinitely recursive program:

```
(λ x . x x) (λ x . x x)
```

would be represented as:

```
App (Lam 'x' (App (Var 'x') (Var 'x')))) (Lam 'x' (App (Var 'x') (Var 'x'))))
```



---

Thus, we could use this syntactic representation to encode the abstract syntax trees corresponding to arbitrary inputs and outputs to train a model to approximate an interpreter for a Turing-complete programming language. The trouble, of course, would be that we would need to supply the necessarily-terminating interpreter with some “fuel” representing for how long it should try to interpret a potentially-nonterminating input program before giving up.

In fact, we can get even fancier if we would like to—we can also use this representation to encode *relations* over datatypes. Notably, these relations can encode things like *the operational semantics of a programming language*, and so can be used to prove correctness of an interpreter like the one above. They can also encode *well-typedness relations*—giving us a sequential encoding for type derivation trees—and more.<sup>2</sup> From all this we get an exceptionally general sequential encoding that lets us build bridges to two well-understood semantic models.

## 4 Representing Semantics: Bridging two Worlds

We introduce two semantic models: a stepwise reduction semantics (Section 4.1) that represents how recursive computations are evaluated step-by-step in programming languages, and an ASM semantics (Section 4.2) that allows us to analyze models trained to perform recursive tasks in the way one would analyze an algorithm.

### 4.1 Semantic Model 1: Step-wise Reduction

**Summary:** The actual “semantics” (meaning) of the sequential encoding is revealed through step-wise reduction, a process by which we compute the output of the recursive function step by step. Examining the models’ ability to perform such reductions as subtasks allow us to evaluate whether they can represent the semantics of structural recursion.

Our first semantic model maps function inputs and outputs from their syntax (the sequential encoding from Section 3) to their corresponding semantics in the programming language from which we borrow that syntax. In the broader framework, this represents the *desired* behavior of a learned model of a structurally recursive function, though its utility is limited for understanding the *actual* learned behavior.

Our semantics of choice model the *reduction* behavior of a function applied to its inputs—a kind of evaluation behavior. We consider in particular a *small-step operational semantics* corresponding to this reduction behavior—that is, a semantics that specifies how to reduce (evaluate) a function applied to its inputs one step at a time, until what is left cannot reduce any further, at which point we have the outputs (Section 4.1.1). Importantly, this helps us decompose the task of learning the structurally recursive function into smaller pieces, making it easier to bridge theoretical and empirical behavior (Section 4.1.2).

#### 4.1.1 What: $\delta\beta\iota$ -reduction

At a high level, the semantics operate in terms of reduction rules (named after various Greek letters) that describe how to reduce programs that take different forms (Chlipala, 2013). There are three reduction rules are relevant to this paper:

1.  **$\delta$ -expansion** unfolds a constant and replaces it by its definition.
2.  **$\beta$ -reduction** applies a function to its arguments.
3.  **$\iota$ -reduction** chooses the appropriate case of pattern matching.

To turn these reduction rules into an operational semantics, we apply the reduction rules one at a time until there are no more rules to apply; this is called  $\delta\beta\iota$ -reduction. One thing that is worth mentioning is that, in

---

<sup>2</sup>We refer interested readers to the Software Foundations book series (Pierce et al., 2024) to understand how to construct datatypes for relations, along with the challenges these relations introduce to data generation.

our language of choice, structurally recursive functions *must* terminate, so we do not have to worry about reduction continuing forever. Another thing worth mentioning is that the question of evaluation order of these steps does not matter in this language but of course must be handled in any implementation. These semantics are well understood already, and for that we refer the reader to the relevant literature (Krivine, 2007).

For example, consider evaluating the `add` function from Figure 3b in Section 3.1. Suppose that we call `add (S I)I`, which represents  $2 + 1$ . Using the three rules above, we can compute what we will call one “step” of computation for the sake of this paper (we take some liberty with these steps for the sake of presentation):

$$\text{add (S I) I} \xrightarrow{\delta\beta\iota} \text{S (add I I)}$$

This unfolds `add`, applies it to its two arguments `S I` and `I`, and then chooses the appropriate case. More granularly, we have:

$$\text{add (S I) I} \xrightarrow{\delta} \begin{array}{l} (\text{fun n m : peano =>} \\ \text{match n with} \\ | I => S m \\ | S p => S (add p m) \\ \text{end}) (\text{S I}) I \end{array} \xrightarrow{\beta} \begin{array}{l} \text{match (S I) with} \\ | I => S I \\ | S p => S (add p m) \\ \text{end} \end{array} \xrightarrow{\iota} \text{S (add I I)}$$

We can keep going. Composing the same three steps again, we get:

$$\text{S (add I I)} \xrightarrow{\delta} \begin{array}{l} \text{S (fun n m : peano =>} \\ \text{match n with} \\ | I => S m \\ | S p => S (add p m) \\ \text{end}) I I \end{array} \xrightarrow{\beta} \begin{array}{l} \text{S (match I with} \\ | I => S I \\ | S p => S (add p m) \\ \text{end)} \end{array} \xrightarrow{\iota} \text{S (S I)}$$

Hence:

$$\text{add (S I) I} \xrightarrow{\delta\beta\iota} \text{S (add I I)} \xrightarrow{\delta\beta\iota} \text{S (S I)}$$

Note that here, we cannot reduce any further. So we can say that, in *some number* of steps, `add (S I)I` evaluates to `S (S I)`. We represent this using the transitive closure of the step relation, denoted:

$$\text{add (S I) I} \xrightarrow{\delta\beta\iota} * \text{S (S I)}$$

In other words,  $2 + 1 = 3$ .

#### 4.1.2 Why: Task Decomposition

Using a well-understood programming languages semantics of course helps us draw bridges between desired and actual behavior of the models we train. But this particular choice of semantics has an additional benefit—it allows us to break down the larger task when models struggle. The key to this is that, for every function we wish to model, we can train models for two variants of the same task:

1. one representing the transitive closure on the step relation  $\xrightarrow{\delta\beta\iota} *$ , and
2. one representing a single step at a time  $\xrightarrow{\delta\beta\iota}$ .

For a given task, the first task variant represents training a model to learn the end-to-end computation behavior of the chosen function, while the second task variant represents learning a single computation step at a time. When the model succeeds at the first task variant, the second task variant is not very important. But when the model struggles with the first task variant—as we will see for the tree traversal functions later on—this lets us break down the task into simpler subtasks.

In other words, we can think of the computation of structurally recursive functions as reduction (a single step) and composition (the transitive closure). So it is natural to ask—when a model struggles to approximate a structurally recursive function, where does it go wrong? Can it perfectly approximate a single reduction step? Can it compose two reduction steps? What about three? At what point does performance decay?

This choice of semantics gives us a way to answer these questions empirically. It also allows us to bridge the theoretical with the empirical—can we build transformer models from scratch that perform a single reduction step? Can we build transformer models from scratch that compose the right number of reduction steps? Need that number be fixed in advance? And how does this relate to what we observe empirically?

We will employ this semantic model in Section 5 to motivate our choice of task variants that we investigate and the different ways we investigate them. All of this helps us understand the *desired* behavior; the second semantic model will help us relate that to the *actual* learned behavior of the models we train.

## 4.2 Semantic Model 2: Abstract State Machines

**Summary:** Abstract State Machines is a powerful conceptual tool to view a model as a program. By choosing the appropriate level of abstraction, it allows us to ignore the low-level “implementation” of the program but focus on the essential aspects that is useful in analyzing the mechanistic behavior of a model. It unifies the analysis of different models under different set-ups (e.g. Prompting). In fact, **any mechanistic interpretability involves working with an ASM.**

To answer the question of whether a neural network model has “learned” structural recursion, an important step is to (at least approximately) recover the semantics of the model’s learned algorithm. This is particularly non-trivial because, due to the complex non-linear computations and the data-driven nature, it is challenging to understand, interpret, and verify the exact algorithm or process the model has learned and, consequently, to ascertain whether the model has truly learned structural recursion.

Transformers, by architectural design, is not recursive. We, therefore, could not expect to easily analyze a transformer on the level of abstraction of parameters. On the other hand, there could be data-driven learning paradigms that are more obscure to reason about, for example, in-context learning (by demonstrations or instruction) of Large LMs. We therefore propose to analyze the learned model’s behavior with ASM framework.

### 4.2.1 Concept of Abstract State Machines

Abstract State Machines (ASMs) (Gurevich, 1995; Börger, 2005) have emerged as a crucial tool in the world of formal methods, offering a structured yet adaptable framework for the modeling of systems and algorithms.

An ASM is an extension of the Finite State Machine (FSM) by Tarski structure as states. An FSM, written as  $\text{FSM}(in, out, \delta, \omega) = \text{if } defined(in) \text{ then } S_{ctrl} := \delta(S_{ctrl}, in), out := \omega(S_{ctrl}, in)$ , where  $S_{ctrl}$  is control state,  $\delta$  is the state transition function and  $\omega$  is the output function, has only 3 locations to be read or updated:  $in, S_{ctrl}, out$ , whereas an ASM extends the notion by allowing the machine to read and update arbitrarily many, possibly parameterized, locations whose values can be of arbitrary type and to have arbitrary conditions as rule guards (not only input definedness) at each step. The basic structure of ASM is a finite set of **if *Cond* then *Update*** rules. At each time step  $t$ , we decide all the executable rules (i.e. those cases where the *Cond* is true) then perform the updates under those logic blocks. Concretely, an ASM The ASM framework represents states as first-order structures like  $(U, f_1, \dots, f_k)$ , where  $U$  is the universe of denotes the algorithm’s universe comprising constants such as **true**, **false**, **undef**, and the set of functions  $f_i : U^{n_i} \rightarrow U$  (including boolean functions). It maintains some state (structure)  $S_t$ , which contains a set of  $K$  boolean condition functions  $\{c_i(\cdot) : i = 1, 2, \dots, k\}$  of the state, such that if  $c_i(S_t) = \text{TRUE}$  then execute the updates  $\{f_i(e_{1..E}) := e : \forall i \text{ s.t. } c_i(S_t) = \text{TRUE}\}$  guarded by  $c_i$ ’s that evaluate to True simultaneously.

The most important aspect of ASM is the generality of the definition of states. Tarski structures represent a most general notion of structure. It includes structures of mathematics, models of abstract data types, and object-oriented understanding of classes and class instances. This relaxation allows the flexibility to view a

---

program or a system in different abstraction levels, giving the freedom to analyze the behavior/characteristics of interest as long as one can fit the system at that abstraction level to the framework and inspect the state transitions implemented at that level. A suitable computation model should: operate at the same abstraction level as the original algorithm, implement its computation through state transitions or updates and execute only a bounded number of instructions from a fixed set for state updates.

### 4.2.2 Recursive ASMs

Recursive Abstract State Machines (RASMs) represent an advanced extension of the foundational Abstract State Machine (ASM) model, specifically designed to capture recursive algorithms and processes elegantly. The definition of RASMs are built on top of sequential ASMs (Börger & Schewe, 2020) inductively, where the key difference is the RASM can have multiple instances of agents that operate on their own states with their own copy of rules independently. Intuitively speaking, there is a main agent  $a_0$ , a sequence of subsets of all active agents  $A_i \subset A$ , and a sequence of states  $S_i$ . At step  $i$ , agents  $a_j \in A_i$  are active, executing the rules, whereas the callers of each  $a_j \in A_i$  are waiting,  $S_{i+1}$  is obtained by finishing all executions of  $a_j \in A_i$ . The calls of other agents by each agent are guarded by some logical conditions.

### 4.2.3 Analyzing A Learned Transformer Model with ASM framework

We now need a computation model encompassing the original *recursive implementation* and its *approximate simulation* by a learned transformer network.

The natural impulse would be to situate the original recursive implementation at an appropriate level in the usual hierarchy of formal computational models and then investigate the ability of transformers to simulate the models at that level. However, this approach does not capture the relevant aspects of the problem at the right level of abstraction. Taking the binary successor function as an example, one could first construct an iterative implementation of the recursion using a stack and then instantiate this iterative implementation using a Turing machine. The inevitable (and unfortunate) consequence is that, since the Turing machine implementation operates at a much lower level of abstraction, the original recursive definition’s elegance, parsimony, and interpretability are lost. One can appreciate this loss of interpretability by simply noting that even though both the recursive and the Turing machine implementations of binary successor admit finite descriptions, it is much harder to infer program semantics from the latter than from the former.

Also, transformers do not implement stacks to trace recursion; instead, they are sequence models by construction. On the other hand, computation models like Turing machines operate on low levels of abstraction, making them hard to interpret. Therefore, ASMs, with their flexible abstraction levels, are essential for analyzing transformers without needing a persistent state structure for transformers.

In the case of analyzing transformers, the universe,  $U$ , can potentially include various datatype, from real matrices to token- and positional embeddings, while the functions  $f_i$  might encompass operations ranging from matrix multiplications to transformer network building blocks (Phuong & Hutter, 2022).

A practical example of this ASM-style update within transformers is the one-step decoding. In this process:

Given the string of input tokens  $(u_1, \dots, u_m)$  and the current context  $(v_1, \dots, v_k)$ , a probability vector  $P$  for the next token is produced. The next output token  $v_{k+1}$  is sampled from  $P$ , thereby determining the subsequent token in the sequence. The context is then updated to incorporate this new token, resulting in  $(v_1, \dots, v_{k+1})$ . This explicit representation of the one-step decoding process underlines how each decoding step in a transformer parallels an ASM update.

Two noteworthy ASM characteristics are a finite instruction set and a potentially infinite state. From this viewpoint, analyzing algorithms implemented by learned transformers entails searching for their pattern classifiers, analyzing the resulting **if-else** structures, and identifying the functions applied in each situation at every time step. A simple illustrative example of such a procedure would be “**if** {the sequence to be generated is complete} **then** generate **[EOS]** token”. We omitted the underlying computation of the token probabilities inside the transformer model but only focused on the state where some boolean guards of

---

‘sequence generation complete’ are evaluated to True, and the state transition controlled by it, which is closing the generated sequence with [EOS].

ASM analysis can be performed in a lower level of groups of model parameters (e.g., attention heads, embedding layers, etc.) to view the model as a system and analyze how the model utilizes different parts to implement the computation. In fact, the popular concept of mechanistic interpretability, which assumes the model learned to implement some algorithm and attempts to reverse-engineer that, is exactly an exercise of ASM-style analysis of the model.

In this work, the demonstrations of input-output pairs provide a partial *extensional* description of the unknown recursive function, while the pattern classifier determining recursive calls is an *intensional* description not encoded in the training objective or data. We therefore adopt various techniques to reconstruct the ASM implemented by the model. However, in cases where accurately identifying the entire ASM implemented by the model is impossible, one could test whether the boolean guards for the invocation of recursive rules or for a neural network model, a pattern classifier, can be found as a necessary condition of the recursiveness of the approximated ASM by the model.

## 5 Tasks

We consider two tasks: the binary successor function (Section 5.1) and a tree traversal (Section 5.2). For each task, we choose:

1. an inductive representation of a datatype (like `peano`) to use for our syntactic framework,
2. a recursive function over that datatype (like `add`) to target for learned semantics, and
3. variants of a learning task to approximate the semantics of that function.

Note that, since our interest is in whether the model can learn to emulate recursion, we train each model to approximate the function’s *semantics* or behavior, rather than to explicitly represent the function’s syntax or form. Nonetheless, for many tasks, it will be important also to reify these functions explicitly as syntax (for example, by synthesizing programs); we leave this to future work.

### 5.1 Single Recursive Sub-case: Binary Successor

Our first task targets the binary successor function—a function that is simple and useful, yet still structurally interesting in that it does not just amount to counting. This task is a simplification of a common benchmark used for over two decades of symbolic proof automation (Magaud & Bertot, 2000; Ringer, 2021). The target function for this task is significant in that it entirely grounds binary positive numbers in the semantics of other number formats. Once we have this function, for example, we can align unary (`peano`) and binary positive natural numbers. In fact, it turns out that it is *impossible* to determine how to, in general, move functions and proofs between these two number formats without discovering something that behaves like this function along the way (Ringer et al., 2021). And yet the relation is not completely obvious, since the structures of unary and binary natural numbers are different from one another (Ringer, 2021). This makes the binary successor function an apt target function for our first task, in that it gets us closer to discovering the semantic relations current neural tools struggle to infer.

**Datatype Syntax** We instantiate our syntactic framework with an inductive definition of a positive binary number:

```
Inductive bin_pos :=
| O1 : bin_pos (* base case *)
| X0 : ∀ (b : bin_pos), bin_pos (* first inductive case: shift left *)
| X1 : ∀ (b : bin_pos), bin_pos. (* second inductive case: shift right and increment *)
```

That is, a positive binary number is either (1) one (the base case, denoted `O1`), (2) any another positive binary number shifted to the left (the first inductive case, denoted `X0 b` for positive binary `b`), or (3) any

```

Fixpoint s n :=
  match n with (* break into cases *)
  | 01 => X0 01 (* if n is one, return two *)
  | X0 b => X1 b (* if the LSB is zero, flip it *)
  | X1 b => X0 (s b) (* otherwise, recurse and shift *)
  end.

```

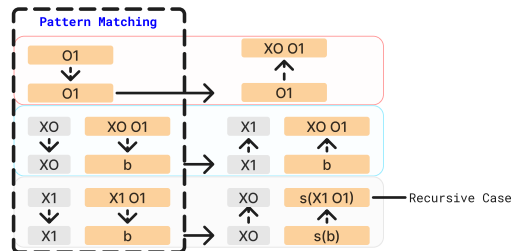


Figure 4: Code (left) and illustration (right) of pattern matching for binary successor computation.

other positive binary number shifted to the left and then incremented by one (the second inductive case, denoted  $X1\ b$  for positive binary  $b$ ).

One can *uniquely* construct *all* positive binary numbers by making sequences of  $X0$  and  $X1$  calls on  $01$ . For example, two can be written as  $X0\ 01$ : shift  $01$  to the left. Three can be written as  $X1\ 01$ : shift  $01$  to the left and then increment. Four can be written as  $X0\ X0\ 1$ : shift  $1$  to the left twice. And so on. To recover the “natural” ordering we might write on paper, we can reverse the result and remove the  $X$ s. So, for example,  $X0\ X0\ 01$  becomes  $100$  (four). The “reverse” ordering makes it easy to define functions recursively since it is structurally decreasing—functions on sequences can be defined in terms of functions on the subsequences that follow.

**Target Function Semantics** Figure 4 contains the code for the function we target, as well as an illustration of its I/O behavior—our target semantics for this task. We target the successor function which increments any positive binary number by 1. The function matches over the first character (the least significant bit or LSB in short) and increments. In the base case, it increments one ( $01$ ) to two ( $X0\ 01$ ). In the first inductive case, given some binary number  $b$  shifted to the left ( $X0\ b$ ), it increments by flipping the LSB from zero to one ( $X1\ b$ ). In the second inductive case, given some binary number  $b$  shifted to the left and incremented by one ( $X1\ b$ ), it increments by recursively computing the successor of  $b$  ( $s\ b$ ), and then shifting the result to the left ( $X0\ (s\ b)$ ). For example, the successor of eleven ( $1011$ , represented as  $X1\ X1\ X0\ 01$ ) is twelve ( $1100$ , represented as  $X0\ X0\ X1\ 01$ ), since:

$$s\ (X1\ X1\ X0\ 01) = X0\ (s\ (X1\ X0\ 01)) = X0\ X0\ (s\ (X0\ 01)) = X0\ X0\ X1\ 01$$

**Task Variants** We train our binary successor models on I/O pairs representing the computational behavior of the successor function. For inspiration and understanding, it is worth thinking through how to learn the binary successor function from examples as a human. We can learn this function from a small number of I/O examples, without invoking knowledge of numbers:

$$\begin{array}{ll}
s\ 01 = X0\ 01 & s\ (X0\ X0\ 01) = X1\ X0\ 01 \\
s\ (X0\ 01) = X1\ 01 & s\ (X1\ X0\ 01) = X0\ X1\ 01 \\
s\ (X1\ 01) = X0\ X0\ 01 & s\ (X0\ X1\ 01) = X1\ X1\ 01
\end{array}$$

These examples fully represent the three cases. We compose instances using only three symbols:  $X0$ ,  $X1$ , and the base case  $01$ . Heuristics and prior knowledge guide us, considering pattern matching and recursion, and preferring simple functions. We can infer a template, match cases, and fill in the template based on I/O examples.

Our goal for this task is to see how much of this semantic information a transformer model can learn *without* the priors we just described—plus how it represents the information it learns, and where the learned algorithms fall short. It is because of this that we must generate many more than just six examples. In addition to the many examples we generate for this task, we also consider a few variants of this task. For example, we train separate models to learn from I/O examples defined using each of the “natural” and “reverse” orderings separately, to see if the ordering makes a difference. We describe more task variants as well as training details and evaluation results in Sections 6 and 7.

---

## 5.2 Multiple Recursive Sub-cases: Tree Traversal

For a second and more challenging task, we consider tree traversals. How transformer models approximate the behavior of tree traversals is informative for many important symbolic domains, since tree traversals are at the heart of the symbolic search procedures for programs, games, and proofs. If transformers can approximate tree traversals, this may mean better performance of neural tools for these procedures without the need for a symbolic search procedure to guide the way.

**Datatype Syntax** The representation of trees is introduced in Section 3.2.2. As a quick reminder, we consider binary trees of characters, whose syntax is represented by the following inductive datatype:

```
Inductive tree :=
| Leaf (* the base case: an empty leaf *)
| Branch (v : char) (l r : tree). (* the inductive case: a branch with a character value and two subtrees *)
```

**Target Function Semantics** We target the semantics of both preorder and inorder tree traversals. An inorder tree traversal, for example, can be represented as follows:

```
Fixpoint inorder t :=
  match t with
  | Leaf => []
  | Branch val l r => (inorder l) ++ [v] ++ (inorder r)
end.
```

Here, the base case returns the empty list []. The inductive case recurses on the left and right subtrees, and composes those with the new value in the appropriate order. For example, `inorder` of the tree:

```
Branch 'a' (Branch 'c' Leaf Leaf) (Branch 't' Leaf Leaf)
```

from Section 3.2.2 evaluates to:

```
(inorder (Branch 'c') Leaf Leaf) ++ ['a'] ++ (inorder (Branch 't') Leaf Leaf)
```

which is `['c'; 'a'; 't']`.

**Task Variants** As with the previous task, we consider the problem of learning these recursive functions from I/O examples. Since the tree data structure is not sequential in its recursive structure (that is, each pass of recursion visits both the left and right subtrees), we introduce additional variants of the task that decompose these traversals into atomic computations and see if those are easier to learn. These atomic computations come from our framework's reduction semantics, decomposing recursion into one reduction step at a time. For example, to compute:

```
inorder (Branch 'a' (Branch 'c' Leaf Leaf) (Branch 't' Leaf Leaf))
```

We can run the following sequence of  $\delta\beta\iota$ -reductions:

```
inorder (Branch 'a' (Branch 'c' Leaf Leaf) (Branch 't' Leaf Leaf))  $\xrightarrow{\delta\beta\iota}$ 
(inorder (Branch 'c' Leaf Leaf)) ++ ['a'] ++ (inorder (Branch 't' Leaf Leaf))  $\xrightarrow{\delta\beta\iota}$ 
((inorder Leaf) ++ ['c'] ++ (inorder Leaf)) ++ ['a'] ++ ((inorder Leaf) ++ ['t'] ++ (inorder Leaf))  $\xrightarrow{\delta\beta\iota}$ 
['c'; 'a'; 't']
```

In our experiments, we look at task variants with different numbers of  $\delta\beta\iota$ -reductions at a time: one single step like the above, two reduction steps at a time, and so on. Our default task variant corresponds to the transitive closure of reductions. This helps us understand to what degree the difficulty stems from inferring the basic reduction computations versus from inferring how to *compose* these computations. We provide more details as well as results in Sections 6 and 8.

---

## 6 Experiment Set-up

Drawing on these two tasks and their variants, our experiments included (1) training toy transformer models from scratch to predict output sequences (Section 6.1), as well as (2) in-context learning using LLMs (Section 6.3) to perform both (a) rule summarization and (b) output prediction.

### 6.1 Training Details for Toy Models

To examine the performance of our models, we computed accuracy based on the exact match of complete sequences under a greedy decoding set-up, i.e.:

$$Acc = \frac{\sum_{i \in \mathcal{D}_{test}} 1(\hat{Y}_i == Y_i)}{|\mathcal{D}_{test}|} \quad (1)$$

In order to address the inherent limitations of transformers in generating longer sequences beyond their training exposure and to explore whether the learned algorithms in transformers can extrapolate, we implemented a straightforward approach inspired by previous research (Dehghani et al., 2019). This involved introducing a simple mechanism where we randomly adjust the positional encoding by adding random lengths of padding to the inputs. By doing so, we challenged the model to generate both the actual sequence and the corresponding padding accurately. Though the general framework is applicable to different architectures and modeling paradigms for sequence modeling by adopting suitable analyses, we analyzed encoder-decoder transformer models which demonstrated the strongest length generalization abilities in our set-up (See Appendix B). Our default transformer models for binary successor are encoder-decoder transformer models with two encoder layers, two decoder layers, a hidden dimension of 128, and 2 heads which achieves near-perfect training accuracy on binary successor tasks. The default model for tree traversals are also 2-layer, 2-head transformers but with a hidden dimension of 256. We included For simplicity of the mechanistic analysis, we used sinusoidal positional encoding and greedy decoding.

**Binary Successor** For binary successor experiments, we trained the model on binary string pairs from 1 to  $n$ , where  $n$  is the number of examples we wanted to use for training. For example, the maximum number we used for training is 131072, which corresponds to a 17-bit string. One can observe that the distribution of depths is non-uniform, as it aligns with the natural occurrence of different depths. In edge-case experiments in Section 7.6, we randomly sampled sequences from 18 to 41-bit strings to form ‘Random’ test set and collected all edge cases unseen during training to form the two edge case test groups.

**Tree Traversal** For tree traversal experiments, by default, we split the train and test sets by tree structures, as we hoped to understand the models’ abilities to deal with unseen topologies of the tree. In the experiments, we train the models on 20,000 randomly generated trees of depths 5 and 6 and test on 1000 held-out trees (500 each for depths 5 and 6).

### 6.2 Fine-tuning of Pre-trained Language Models

We fine-tuned the pre-trained models on the same training set as in toy-model experiments and evaluated the model on . We applied the same trick to bypass the length-generalization issue as in toy-models, where the random padding token is a new token added to the pre-trained tokenizer.<sup>3</sup> The evaluation protocol is the same as in the edge case experiments. For encoder-decoder models, we used T5-small (Raffel et al., 2020) and T5-base, CodeT5-small (Wang et al., 2021) and ByT5-small (Xue et al., 2022). For decoder-only model, we used GPT-2 (Radford et al., 2019).

### 6.3 In-Context Learning of Pre-Trained LLMs

We evaluated the ability of large language models (GPT-3.5-Turbo and GPT-4) to execute both tasks within an in-context learning framework. In-context learning, as an ability that emerges in pre-trained language

---

<sup>3</sup>Though the models are pre-trained on longer sequences, we observe these models to have poor generalization capabilities on this task without the random pre-padding trick.



---

models, has become a unique modeling technique in the deep learning domain. We therefore investigated the recursive problem-solving abilities of LLMs with this technique.

Following our framework’s ASM semantics, our evaluation included rule summarization as the step for us to understand the program implemented (pattern classification and function representation), as well as rule execution. Following our framework’s reduction semantics, we presented the model with instructions and in-context examples in the prompt in the form of a reduction trace. For example,  $(x1\ x0\ x1\ x1\ 01) = x0$   
 $(\ x0\ x1\ x1\ 01) = x0\ x1\ (x1\ 01) = x0\ x1\ x0\ (01) = x0\ x1\ x0\ x0\ 01$  where the parentheses enclose the part to run the next step of reduction on.

**Binary Successor** As mentioned in Section 3.2.1, the encoding is independent of the textual representations. To rule out the effect of memorization of certain encoding of binary numbers from pertaining and only testing the model’s ability to capture operation semantics, we also mapped the constructors to other characters, (for example,  $\sigma(x0) = a, \sigma(x1) = b, \sigma(01) = c$ ) and compared the results with the standard choice of characters. In rule summarization experiments, the model-summarized rules are manually evaluated. In execution experiments, we check the complete reduction chain.

**Tree Traversal** The ability to parse a tree-like structure is important for LLMs, especially considering the use cases of these models in parsing or producing structured data as well as planning tasks. We therefore prompted the language model to solve the tree-traversal tasks by performing step-wise reduction. We experimented with trees from depths 3 to 6 using the same notation and presentation as in fine-tuning experiments.

## 7 Binary Successor Experiment Results

In the domain of structural recursion tasks, the binary successor task stands out due to its fundamental simplicity. Characterized by a minimalistic vocabulary and a concise set of rules, it facilitates multifaceted analytical exploration. This ease of analysis across various dimensions enables the uncovering of numerous intriguing phenomena. We first perform preliminary attention analysis in 7.1, followed by perturbation analysis to recover the underlying mechanism the model learned to perform the binary successor computations in section 7.2. The reconstructed algorithm explains why the model would fail on a specific class of edge cases section 7.3. In section 7.4, we discuss the effect of learning rates on the model’s ability to accurately perform a procedure that generalizes across lengths and depths of recursion. In section 7.5, we investigated the extent to which the model can simulate a recursive ASM. The edge cases we identified are a class of cases under-represented by the training distribution; in section 7.6, we tested gradient-based and data-based strategies and show the issue can be partially overcome by data up-sampling.

### 7.1 Attention

Our first step to understanding the algorithm implemented by the model was to visualize the attention maps of the model. For an encoder-decoder transformer, three types of attention can be analyzed: decoder self-attention, encoder-decoder cross-attention, and encoder self-attention. For this task, we found that cross-attention was not interesting, but decoder and encoder self-attentions exhibited visibly interesting behaviors.

Our visualization of decoder self-attention revealed a noteworthy phenomenon in the final layer—something we call a *recursion head* that specializes in recursive cases. This was present in both the natural and reverse orders, though it served different purposes in each order since each order implemented a different algorithm:

- **In the natural order** (Figure 16e), the model commences attending to the last bit prior to flipping from  $x1$  to  $x0$ , and continues to do so until the end of the sequence. Thereafter, the recursion head predominantly allocates its attention towards the token we have described.
- **In the reverse order** (Figure 7a), the recursion head directs its attention towards the  $x1$  tokens that have been generated earlier. This attention mechanism distinguishes between recursive segments,

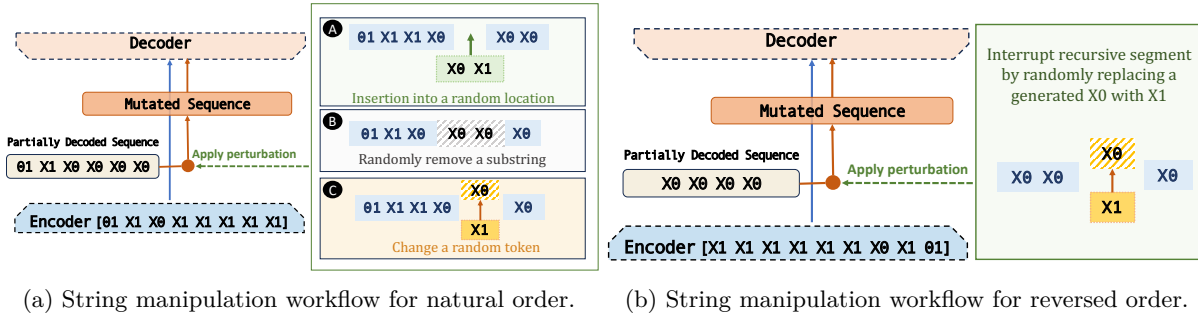


Figure 5: String manipulation workflows.

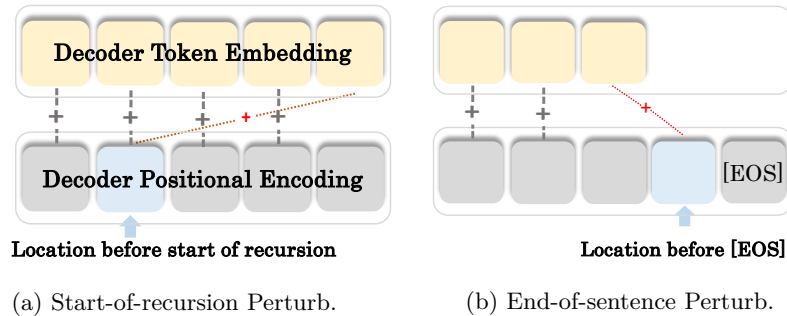


Figure 6: Positional-encoding perturbations. ‘Start-of-recursion’ stands for the start of the recursion process and ‘End-of-sentence’ indicates the ending of a sentence.

which necessitate modifications, and non-recursive segments, which do not require any rewrites. The first occurrence of an X1 token encountered by the recursion head serves as a boundary that separates these distinct segments.

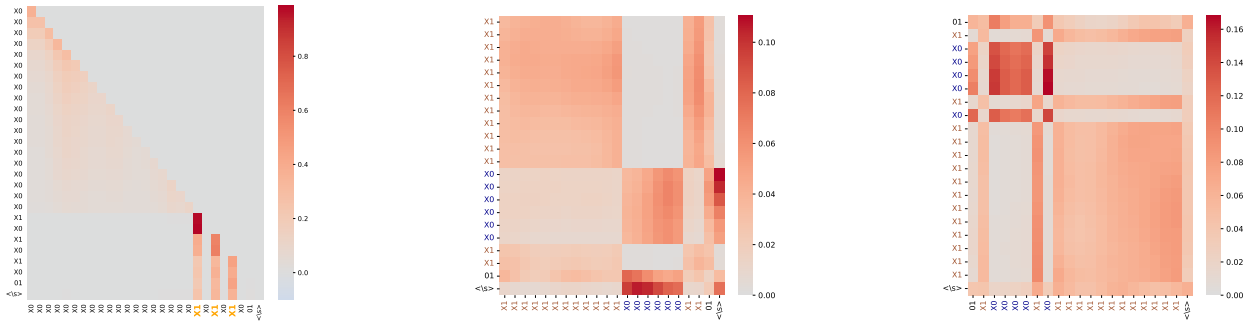
The encoder self-attention maps suggest that encoders also play a part in modeling semantics by helping differentiate between cases (Figure 7b, and Figure 7c). In particular, the model employs its low-level attention to identify and differentiate symbols by attending to tokens of the same kind.

## 7.2 Perturbation Analysis

Attention maps are useful for forming hypotheses about model behavior, but they reveal only possible correlations.

To understand the mechanism the model employs to perform state transitions, we need to identify the relevant part of the abstract state at each time step that will determine which transition rule will be invoked at that time step. We achieve this by focusing on the inputs and the partially generated outputs at specific time steps while abstracting away the learned weights within the attention mechanisms of the model. Therefore, we conducted perturbation analyses—mutating tokens (i.e., randomly inserting, removing, or flipping, as illustrated in Figures 5a and 5b) and swapping positional encodings (see Figures 6a and 6b) on the fly on the decoder side to see how this impacted the model’s behavior. Such experimental designs are instrumental in elucidating the internal rule-based or state-transition-like mechanisms a model might employ.

From this analysis, we were able to reconstruct the algorithm the model learns for the natural order: (1) It computes the total number of bits required based on the input, and identifies the position at which the concluding bit of the subsequence eligible for direct copying from the input sequence is located. (2) It copies this particular segment, followed by a single X1, followed by X0 tokens until it reaches the designated halting position.



(a) Reverse order decoder self-attention.

(b) Reverse order encoder self-attention.

(c) Natural order encoder self-attention.

Figure 7: Attention Maps

We determined this algorithm by perturbing both token content and positional encodings. Interestingly, we found that the decoder exhibits a stronger reliance on positional information rather than the content associated with each position. When we corrupted partial output using the token mutation process (Figure 5a), the model could still recover the remaining sequence (see 9a).

However, when we changed the positional encoding of the bit before the recursive segment to a random location (Figure 6a), the model started behaving “recursively” at the next time step by generating an  $X1$  followed by  $X0$ s. Furthermore, if we replaced the positional encoding just before  $[EOS]$  with a non-terminal token, the model would immediately stop generation by producing  $[EOS]$ . This behavior, elucidated by perturbing token content and positional encodings, showcases the model’s pronounced dependency on positional information, subtly suggesting a non-recursive, position-based logic rather than a recursive state-based one. In the reverse order, the model behaves differently: (1) Based on the input sequence, it determines the appropriate position for generating the first  $X1$  token. (2) The decoder, while generating subsequent tokens, simultaneously examines the tokens it has previously generated to determine if an  $X1$  token has already been produced. The presence of an  $X1$  token serves as a signal for the model to switch from generating  $X0$  tokens to copying the remaining portion of the sequence.

We determined this by systematically replacing each  $X0$  token within the recursive segment (excluding the last token) with an  $X1$  token. The purpose was to observe whether the model would indeed initiate the process of copying the remaining tokens. Intriguingly, our results indicate that in approximately 93.15% of the cases, the model successfully copied the remaining tokens with complete accuracy. However, in the remaining cases, the model initially began generating  $X1$  tokens, but exhibited confusion after a few tokens, deviating from the expected behavior. This systematic but non-recursive approach, combined with the attention map observations, subtly reinforces the idea that, while transformers may learn to perform systematic rule-based processing, the underlying algorithm they implement is decidedly non-recursive in nature.

Previous works have noted that, due to their architecture, transformer models have a structural inclination to find shortcut solutions in specific settings Liu et al. (2022). These investigations, however, have been limited to constructed models and have not explored this phenomenon in learned models. Our research addresses this void by uncovering analogous patterns in trained transformer models, specifically within the context of the complex task of structural recursion. We have also delineated these patterns more precisely by systematically re-constructing the underlying algorithms employed by these models.

### 7.3 Reconstructed Algorithms Explain How The Models Fail On Edge Cases

The models fail in interesting ways. Though the models can achieve near-perfect accuracy elsewhere, we noticed they constantly fail in cases close to the maximum possible recursion depth for each length especially for natural order.

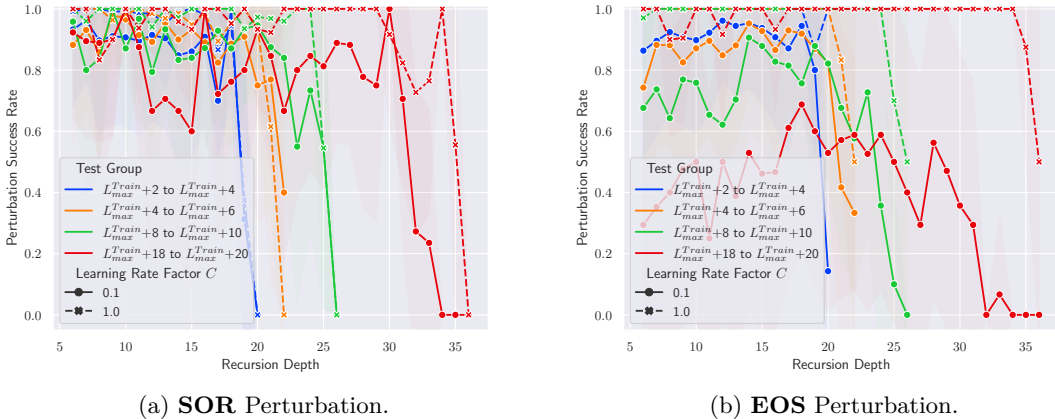


Figure 9: Results of positional embedding swap for natural order models. Perturbation success rate is the percentage of cases following the behavior described in Section 7.2

Interestingly, our perturbation analysis lets us *correctly predict* that the model will fail on these cases—and gives us an understanding of *why* that is true, too.

The specific failure cases are constructed by applying consecutive X1 operators immediately after the 01 case. The algorithm that the model learns in the natural order falls short for these cases: it identifies the location before recursion starts and generates an X1 followed by X0s, when the correct answer should be applying X0s immediately after 01. In these cases, the shortcut is not applicable.

In line with our understanding of the learned algorithm, the model fails on these cases **100%** of the time for the natural order task. Among all failure cases (for  $C = 1$ ), **91%** are due to one less X0 token generated, which is a consequence of the flaw of the model’s learned algorithm. From observation, we saw that the model indeed attempts to play the same trick by finding the position right before recursion starts. However, that position is no longer within the actual sequence but rather in the “pre-padding” location. It encounters confusion between generating an X1 or a 01 to start. It settles on 01, but this leads it to terminate prematurely, generating a sequence that is one token too short.

## 7.4 Generalization

Learning rates are observed to affect the model’s precision in executing the algorithms to solve binary successor problems. Thus, it affects the generalization ability across length and edge cases of the model’s learned algorithm.

We followed the original transformer learning rate scheduling scheme (Vaswani et al., 2017):  $\alpha = C * d^{\frac{1}{2}} * \min\{s^{-\frac{1}{2}}, s * S_w^{-\frac{3}{2}}\}$  where  $d$  is the embedding size of the model,  $s$  is the current number of update steps,  $S_w$  is the predefined warm-up step number, and  $C$  is the constant controlling the magnitude.

To our surprise, we observed a significant difference in attention patterns when trained with different values of  $C$  on the natural order task, which could suggest behavioral differences in the model that might result in different generalization abilities. As the learning rate grew, the model began to specialize one head into a recursion head gradually, as shown in Figure 16. In fact, smaller LR models learn the weaker notion of executing the algorithm in Section 7.2 for longer sequences, as shown in Figures 9a and 9b. Also, when further constraining the training dataset to contain only shallow depths required to compute the successor, the model trained on a small LR

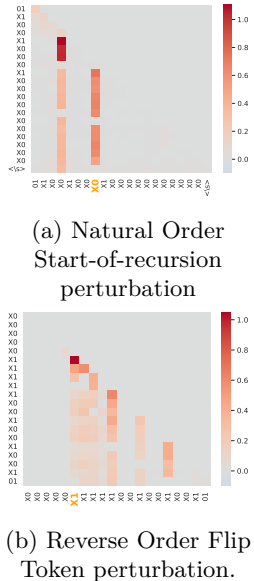
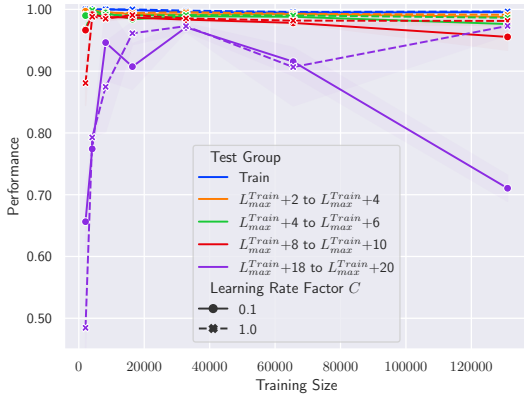
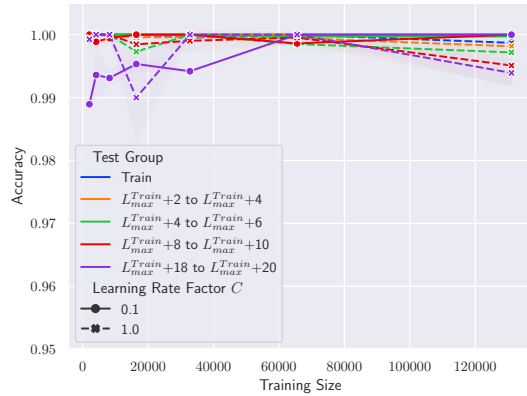


Figure 8: Attention maps for perturbation analysis.

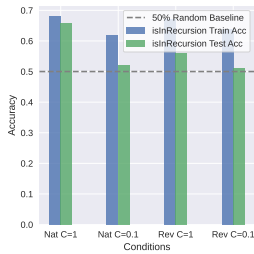


(a) Natural Order

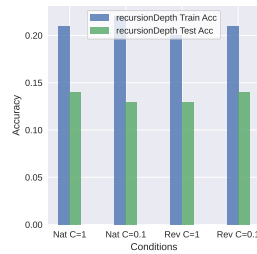


(b) Reverse Order

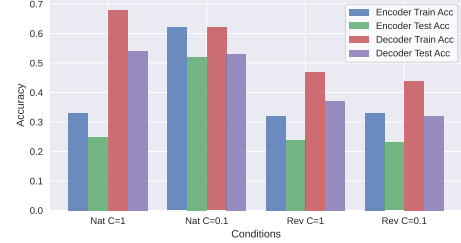
Figure 10: Performance versus number of training examples. The performance is the average of samples with all possible recursion depths with in that length range. The error bar indicates the standard deviation across total of 3 runs with different random seeds.



(a) Probing average-pooled embedding to determine whether the transformation needs recursion.



(b) Probing average-pooled embedding to determine the maximum depth of recursion.



(c) Probing each token embedding to determine the current depth of recursion.

Figure 11: RASM-Probing results.

sees a steeper drop in test performance while still attaining near-perfect training accuracy. However, for the reverse order, such a depth constraint does not severely affect the model’s performance on either learning rate (Figure 24 in Appendix D.1).

## 7.5 Probing: How Effectively Did The Transformer Simulate A Recursive ASM?

As discussed in Section 4.2, one of the primary objectives of our study was to investigate whether the model implicitly implemented a recursive algorithm by utilizing pattern matching on the most significant bit. To accomplish this, we conducted an initial analysis to examine the embeddings of the encoder and decoder for pattern-matching and recursion-depth-related information.

Our ideal outcome was to identify evidence supporting the implementation of a recursive Abstract State Machine (RASM) described in Section 4.2.2 as employing a pattern-matching scheme. Alternatively, we expected that a sequentialized algorithm for the recursive task might exhibit indications of tracking the depth of recursion.

To delve deeper into this matter, we designed a straightforward experiment. We sought to train a simple linear classifier capable of distinguishing between cases such as  $X0 \text{ bb}$  and  $X1 \text{ bb}$  based on the model’s internal representations. We computed the average encoder output across the sequence and trained a linear classifier on the fixed encoder representations for binary (whether recursive computation is required) and recursion-depth (the number of reductions needed to compute the successor) classification. The outcomes of these experiments are presented in Figure 11a. Regrettably, our attempts to train a classifier to detect the distributional distinctions in the embeddings between the two cases proved unsuccessful.

Additionally, we aimed to investigate the extent to which the embeddings of individual tokens contained information regarding the recursion depth. To achieve this, we trained a classifier to recognize the recursion depth of each token using both the encoder embeddings and the output embedding of the final decoder layer. The results, presented in Figure 11b, demonstrate that the encoder embeddings do not contain information on the current depth of recursion, while the decoder embeddings do exhibit a certain degree of such information in the natural direction. However, we did not observe this phenomenon when considering the embeddings in reverse order.

It appears that transformers do not strictly align with the recursive state transitions one might associate with a recursive ASM. The encoder’s absence of positional information and the decoder’s limited positional information in the natural direction further underscore this deviation from the expected recursive behavior.

Figures 32a, 32b, and 32c show T-SNE plots of the internal representation for the respective layers, with recursive segments in red and non-recursive segments in blue. The encoder (Figure 32a) distinguishes between recursive and non-recursive segments. The first decoder layer (Figure 32b) recognizes symbols. Finally, the cross-attention between encoder and decoder (Figure 32c) injects instructions from the encoder about the start of recursion and end of the sentence. The pseudocode for the reconstructed algorithms that we described informally in Section 7 can be found in Figures 28 and 29, respectively.

## 7.6 Attempts to Overcome Edge Cases

These edge cases are statistically underrepresented in the training distribution and are apparently ill-handed by the trained model. A natural question that arises is whether one would enforce the model to learn edge cases better by laying more emphasis on these cases. Therefore, we experiment with up-weighting and oversampling edge cases, as widely adopted in imbalanced classification scenarios.

There are two types of edge cases based on our prior experiments: the last reduction step being  $S \text{ 01} \xrightarrow{\delta\beta\iota} X0 \text{ 01}$  and the last reduction step being  $S \text{ X0 01} \xrightarrow{\delta\beta\iota} X1 \text{ 01}$ . We therefore experiment with emphasizing each of these cases with the strategies presented above and observe the effect on performance on non-edge cases versus edge cases.

In gradient up-weighting experiments, we amplify the gradients with respect to each type of edge case (if they occur in the mini-batch) by a factor  $k_i$ . In our case, we denote the factor for  $S \text{ 01} \xrightarrow{\delta\beta\iota} X0 \text{ 01}$  case as  $k_1$  and  $S \text{ X0 01} \xrightarrow{\delta\beta\iota} X1 \text{ 01}$  as  $k_2$ . In oversampling experiments, we duplicate the edge cases of category  $i$   $k_i$  times in the training data.

As shown in Figures 12 and 14 we notice that the oversampling strategy does significantly help the model improve on capturing the edge case patterns with minimal influence on the non-edge case data points for both orders. On the other hand, gradient up-weighting is noticed to have a negative impact on the models’ performance in non-edge cases.

It is important to note that one cannot identify these edge cases beforehand because doing so requires an understanding of the algorithm that the model has learned. This unveils the brittleness of mining algorithmic rules from demonstrations, even with a representation that inherently encodes the structure.

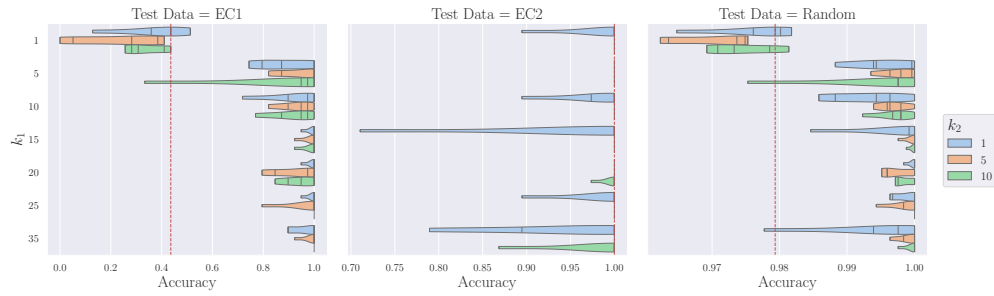


Figure 12: Reverse Order: Oversampling



Figure 13: Reverse Order: Gradient Up-weighting

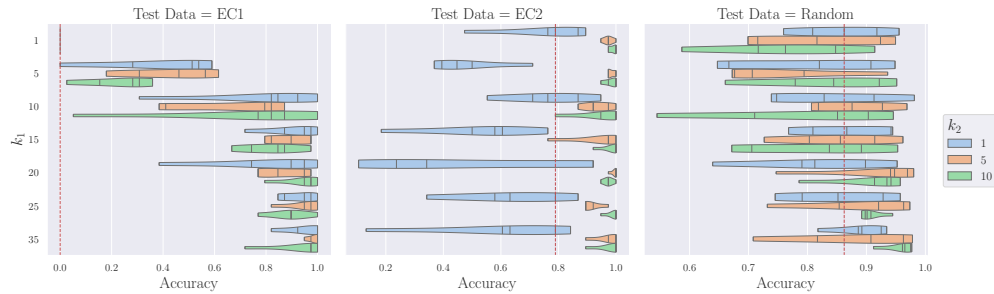


Figure 14: Natural Order: Oversampling



Figure 15: Natural Order: Gradient Up-weighting

## 8 Tree Traversal Experiment Results

The tree traversal task is inherently more complex and challenging than the binary successor task. Performing each reduction step in a tree traversal requires more sophisticated logical reasoning. To recover the algorithmic behavior of the model, we again perform an ASM-guided mechanistic analysis, detailed in

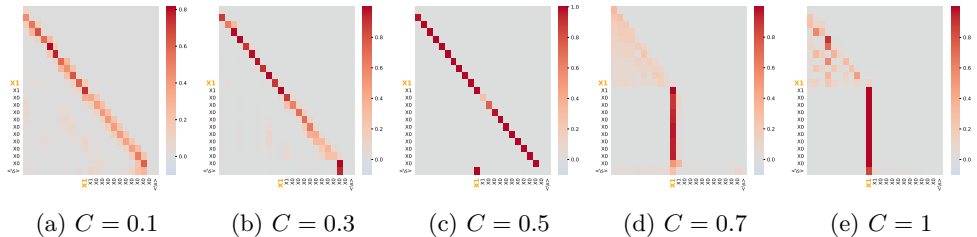


Figure 16: Self-attention of the last decoder layer under different LR factor  $C$ 's on natural order.

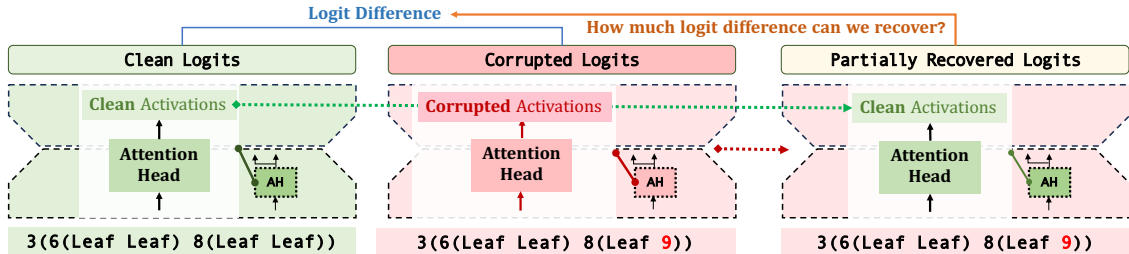


Figure 17: Illustration of counterfactual patching process.

section 8.1. Though different traversals are of similar levels of difficulty, we find the model still tends to pick up shortcuts if possible in Section 8.2. In Section 8.3, we discuss the recovered algorithm’s fixed-depth nature and the lack of recursiveness.

Our findings reveal that the model focuses its attention on different components of an ASM-style update (i.e., constituting logical guards and implementing the transitions). Also, we show that transformers exhibit distinct behaviors depending on the type of traversal and the number of reductions (for step-wise reduction). The model picks up specific solutions for solving the cases for that depth, which aligns with the formal language intuition of parsing it using regular grammar (without counting).

### 8.1 Algorithm Reconstruction for Tree Traversal

Analyzing tree traversal is more complicated. First, the ASM formed by the model, in order to produce one symbol, needs to handle composite logic formulas and invoke multiple mechanisms (e.g., pointing to correct locations and extracting values). Second, each transition between two consecutive levels of reduction requires the application of the reduction formula in multiple places. We applied counterfactual patching to identify the most crucial components of the models’ performance. We focused on analyzing the model’s behavior as it performed the tree traversal subtasks we designed. These subtasks involved different stages of tree traversal, such as copying initiation, inserting root nodes, and resuming copying after insertion. To summarize, our approach to analyzing tree traversal is listed as follows:

1. decomposing the tree traversals (or its reductions) into several subtasks,
2. conducting “activation patching” in order to determine what parts of the network were most important to accomplishing the subtask, and
3. examining the attention pattern behavior for the most significant attention heads, as well as the patterns of earlier heads that likely contributed to the given head’s behavior.

We decomposed overall tree traversal task performance into seven key subtasks and examined the behavior of each. Not all applied to each case (e.g., some were relevant for only preorder or inorder traversal), but overall these subtasks include:



- 
- **Copy initiation:** The point at which the model outputs the first token of a copy of a sub-sequence of the input sequence.
  - **Midpoint of left tree copy (for in-order traversal):** The point at which the model outputs the root of the left sub-tree in an in-order traversal.
  - **End of left tree copy (for in-order traversal):** Completion of the in-order sequence of the left tree.
  - **Insertion of root node:** This is the point at which the model outputs the root node from the top level of the tree.
  - **Insertion of REDUCE (for reductions):** In partial traversals, the point at which the model outputs the REDUCE token used to demarcate an untraversed sequence.
  - **Resumption (for reductions):** The model continues to copy the sequence after inserting REDUCE  
**EOS:** Completion of the sequence

To identify the most significant attention heads to the models’ final output, we adopted an intuitive yet useful approach inspired by Meng et al. (2023) and Wang et al. (2023a) called counterfactual patching. From a high level, this method determines the importance of an attention head by replacing an activation when producing answer **A** with one that is obtained when the model is used to produce a different answer **B** for a different input, then observing how much the answer is drifted from A to B.

To perform this process, we first perform a **clean run**, where we directly feed the input sequence to the model as normal and collect the activations and logits  $l$ . Then we perform a **corrupted run** by flipping a token which is tested to indeed influence the model outputs to obtain the corrupted logits  $\tilde{l}$ . We then run the model on the corrupted embeddings while replacing the hidden state of some token on a particular head with the one from the clean run. The effect will propagate to the subsequent layers. To measure the importance of this head, we compute to what degree the logit difference between  $l$  and  $\tilde{l}$  can be recovered by bringing back the clean activation from that particular attention head. The extent to which we can recover the logit difference reflects the importance of this attention head.

We utilized this technique to determine which attention heads were most important to the final output of the transformer. This did not reveal the full circuit used to perform the task but did provide suggestive, causal evidence of what the learned model is doing. After identifying these key components of the model, we focused our investigation on the roles and composition behavior of these attention heads, leaving a comprehensive analysis of the entire circuit for future research.

## 8.2 Full Traversals are Hard; Tricks are Not

As shown in Figure 18, models can perform full pre-order traversals on unseen trees but fail completely for in-order traversals. Even more interestingly, the model can learn full pre-order traversal better than the step-wise reductions.

Examining the attention behavior of the model, we observed that the model primarily focuses on numerical values and disregards brackets and EMPTY tokens in pre-order traversals, as observed through its cross-attention shown in Figure 30b. The learned transformer attends only to node values while ignoring parentheses and leaf nodes in first layer cross-attention, and additionally acquires information on the next token to be copied (i.e. the next node value token), shown by cross-attention in the second layer.

We hypothesize that there is no clear shortcut for sequence models to perform in-order traversals without stacks or more sophisticated architecture (with more layers or attention heads). Unlike pre-order traversals, which can be done linearly, in-order traversals demand “understanding” and capturing recursive relationships between nodes.

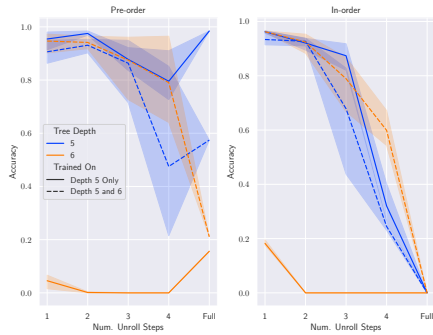
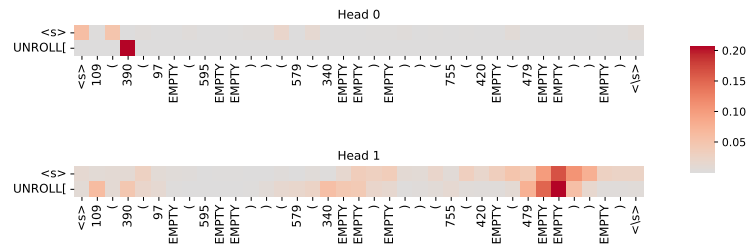


Figure 18: Accuracy of tree traversal.



(a) In-order reduce.

Figure 19: Traversal Cross-attention. We looked at snapshots of attention at a particular time step as the decoding proceeds.

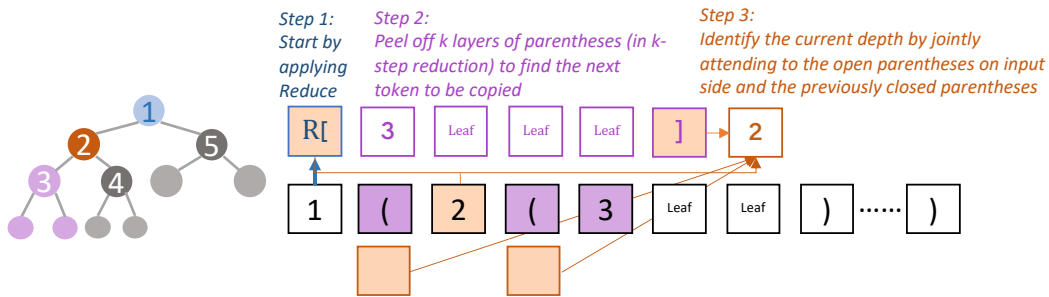


Figure 20: The illustration of how the model performs reduction with its attention in in-order traversal. The example is a two-step reduction for the given tree.

### 8.3 Reconstructed Algorithms

The learned transformer model employs a set of logical rules and functions facilitated by the attention mechanism for tasks such as copying tree node values or producing special tokens. It uses various types of attention to keep track of important token locations for either logical control flow or invocation of the mechanisms to produce the next token in the output sequence. In the task of in-order twice reduction, for instance, the model utilizes its attention to identify the appropriate reduction level and pinpoint the node whose values will be copied to the current output slot, as illustrated in 31b. The model combines multiple logical conditions to discern the boundary separating the remaining sub-trees and the layers set for unrolling. In order to generate the "UNROLL[" statement in pre-order reduction, the model's cross-attention is focused on three key positions: 1) the parenthesis immediately preceding the node where the "UNROLL[" token will be inserted, 2) the subsequent opening parenthesis, and 3) the final closing parenthesis of the subsequence that will be copied into the "UNROLL[ ]" statement.

#### 8.3.1 Fixed-Depth Nature of Model Learned Solutions

In the context of formal language theory, parsing a tree involving a fixed number of reduction steps using regular grammar is known to be feasible. This process can be executed seamlessly by predefining the handling of each possible pattern, thus simplifying tree parsing. Similarly, transformers have demonstrated the capability to learn to parse reductions of a specific number of steps. They follow a similar route by learning to identify patterns inherent to that particular depth. As illustrated in Figure 20, the model's learned solution peels off the fixed number of parentheses to locate the root of the tree to run reduction on.

Yet a vital limitation of regular grammar emerges when it comes to parsing a tree of arbitrary depths. To accomplish such a task, the need for a counter becomes essential.

Pressing further into the complexities of depth increases, the model requires a larger number of heads. Each head gathers a specialization to manage parentheses of different depths. However, given that there is no

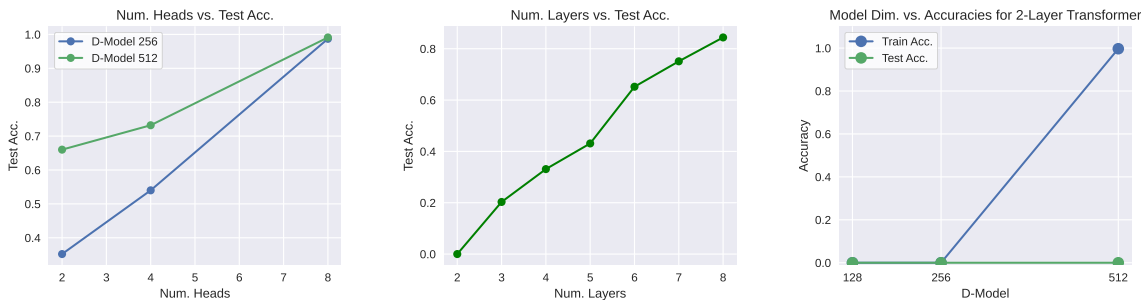


Figure 21: Results in up-scaling trees. In the Number of heads versus test accuracy experiment, we experimented with 4-layer transformers. To observe the trend with an increasing number of layers, we fixed the hidden dimension to be 256.

clear constant-depth workaround, such as binary successor tasks, and considering the absence of a counter construct in the learned transformer, a performance decrease with increasing depth is anticipated.

In addition, another noteworthy feature of the implemented algorithm from the RASM perspective is that the model did not implement a modularized algorithm that could be viewed as two independent agents of the RASM.

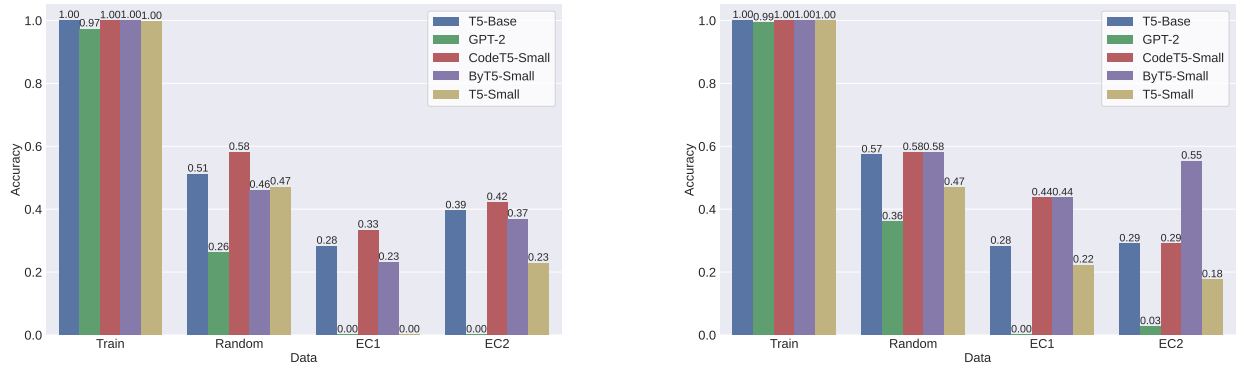
### 8.3.2 Discussion: Does increasing the number of heads allow the model to recognize more patterns?

Our experiments to change the model architecture by increasing the number of layers, hidden dimensions, and attention heads verify the reasoning in the previous subsection. (See Figure 21). It is natural to anticipate the increase in test accuracy with the increase in model depth and embedding size. Also, with the depth and embedding dimension held constant, simply increasing the number of attention heads allows the model to parse more complex cases. This echoes our earlier discussion in Section 8.3.1 on the fixed-depth nature of the algorithm transformers learn. The key to a generalizable algorithm could be the specialization of some parameters to implement a counting mechanism that tracks the depth of parenthesis, which might be hard to learn from I/Os of tree-traversal (or its reduction) alone using the existing transformer architecture.

## 9 Can a Pre-trained Language Model Be Fine-tuned To Perform Structural Recursion?

One step beyond working with toy models, we investigate fine-tuning pre-trained models to learn structural recursion, to test whether the associations established by pre-training help with picking up the notion of recursion as found in Zhang et al. (2022c) and to identify the potential practical issues with pre-trained transformer models in performing symbolic tasks. We tested the models' performance on binary successor task.

Similar to our findings on toy models in Appendix B, the decoder-only pre-trained GPT-2 model tends to generalize worse than T5 models, though achieving near-perfect accuracies on the train set. By comparing various T5 models, we found ByT5-small outperforms T5-small models since it allows the model to better by-pass the meanings of specific tokens (e.g., X, 0, 1) and pick up the semantics of transformation from pairs of input and output. Pre-training over code corpus equips CodeT5 with better-structured reasoning capabilities and the inherently recursive and tree-like structures of programs allow it to better solve problems recursively. Therefore, CodeT5-small achieves better overall performance. Another interesting observation is that the reverse-order representation is easier to learn by both pre-trained and toy models than natural order.



(a) Natural Order.

(b) Reverse Order.

Figure 22: Performances of pre-trained models on natural and reverse order traversals.

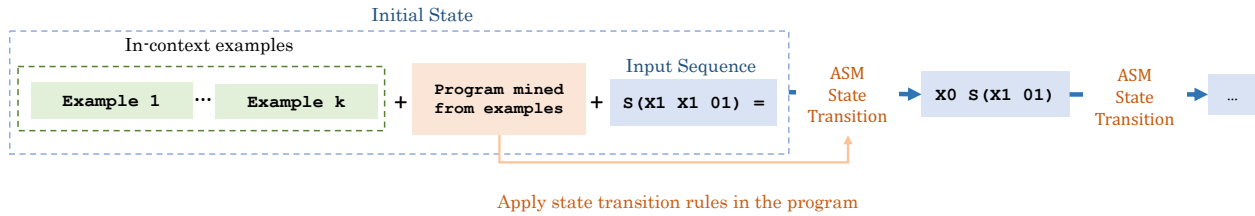


Figure 23: Example Analysis of In-Context Learning

By comparing performances of T5-small and T5-base models, there is evidence for pre-trained models to learn this simple task better even though a 2-layer toy transformer is enough to achieve high accuracy, as shown in our earlier sections.

## 10 Can large language models perform in-context reductions from in-context demonstrations?

Order	Tokenization	Examples	CoT	#Examples	Model	Hit@1	Hit@3	Hit@5
Natural	Original	In-order	Full trace	10	GPT-3.5-Turbo	0.10	0.25	0.25
Natural	Original	In-order	Full trace	10	GPT-4	0.30	0.40	0.60
Natural	Original	In-order	No CoT	10	GPT-3.5-Turbo	0.10	0.20	0.30
Natural	Original	In-order	No CoT	10	GPT-4	0.20	0.30	0.30
Reverse	Original	In-order	Full trace	10	GPT-3.5-Turbo	0.10	0.15	0.20
Reverse	Original	In-order	Full trace	10	GPT-4	0.45	0.55	0.60
Reverse	Original	In-order	No CoT	10	GPT-3.5-Turbo	0.05	0.15	0.25
Reverse	Original	In-order	No CoT	10	GPT-4	0.20	0.20	0.20
Natural	Original	Random	Full trace	10	GPT-3.5-Turbo	0.25	0.35	0.45
Natural	Original	Random	Full trace	10	GPT-4	0.10	0.50	0.50
Reverse	Original	Random	Full trace	10	GPT-3.5-Turbo	0.25	0.45	0.50
Reverse	Original	Random	Full trace	10	GPT-4	0.00	0.30	0.40
Natural	Permuted	In-order	Full trace	10	GPT-3.5-Turbo	0.10	0.20	0.20
Natural	Permuted	In-order	Full trace	10	GPT-4	0.20	0.30	0.40
Reverse	Permuted	In-order	Full trace	10	GPT-3.5-Turbo	0.10	0.30	0.30
Reverse	Permuted	In-order	Full trace	10	GPT-4	0.30	0.40	0.50

Table 1: Learning to perform binary successor task with in-context examples. ‘In-Order’ in ‘Examples’ column means providing the model with examples starting from base case (i.e. the successor of  $1_b$ ) to  $10_b$  in order. ‘Random’ means randomly sampling 10 number-successor pairs.

For in-context learning of large language models, one can choose different levels of abstraction depending on the purpose of the study. In our case, we analyze the model from the text level, where we consider the model performing step-wise computation of the program in-context, and the current state is the context at that time step.

We treat the model summarized program to be the “learned” program of the model that it will subsequently execute, and its ability to execute structural recursion can be measured by producing the trace of reduction conditioned on examples and the set of transition rules as instructions.

At this point, the flexibility of the ASM framework offers us the freedom to lift the level of abstraction where we assume the model is executing the program (including the pattern classification and transition) as explicated in the text using its internal mechanism (see Figure 23). This allows us to unify the analysis framework of learned models via gradient updates and in-context learning.

Depth	Model	No Reduction			Single Step Reduction			Full Reduction Trace		
		Hit@1	Hit@3	Hit@5	Hit@1	Hit@3	Hit@5	Hit@1	Hit@3	Hit@5
3	GPT-3.5-Turbo	0.45	0.75	0.80	0.45	0.55	0.65	0.45	0.75	0.85
3	GPT-4	0.70	0.95	1.00	0.80	0.90	0.95	0.85	1.00	1.00
4	GPT-3.5-Turbo	0.20	0.50	0.55	0.20	0.45	0.70	0.10	0.20	0.35
4	GPT-4	0.75	0.85	0.90	1.00	1.00	1.00	0.50	0.80	0.90
5	GPT-3.5-Turbo	0.05	0.10	0.25	0.10	0.30	0.40	0.00	0.00	0.10
5	GPT-4	0.50	0.90	0.95	0.60	0.90	0.90	0.10	0.25	0.45
6	GPT-3.5-Turbo	0.00	0.00	0.00	0.00	0.25	0.25	0.00	0.00	0.00
6	GPT-4	0.15	0.35	0.40	0.55	0.75	0.75	0.00	0.20	0.20

Table 2: In-Order Traversal with LLMs

Depth	Model	No Reduction			Single Step Reduction			Full Reduction Trace		
		Hit@1	Hit@3	Hit@5	Hit@1	Hit@3	Hit@5	Hit@1	Hit@3	Hit@5
3	GPT-3.5-Turbo	1.00	1.00	1.00	0.30	0.65	0.70	0.10	0.45	0.55
3	GPT-4	1.00	1.00	1.00	0.95	0.95	0.95	1.00	1.00	1.00
4	GPT-3.5-Turbo	1.00	1.00	1.00	0.35	0.65	0.75	0.25	0.45	0.60
4	GPT-4	1.00	1.00	1.00	0.80	0.85	0.95	1.00	1.00	1.00
5	GPT-3.5-Turbo	0.70	1.00	1.00	0.35	0.65	0.70	0.05	0.10	0.15
5	GPT-4	1.00	1.00	1.00	0.95	1.00	1.00	0.80	1.00	1.00
6	GPT-3.5-Turbo	0.90	0.95	0.95	0.20	0.55	0.60	0.00	0.05	0.05
6	GPT-4	1.00	1.00	1.00	0.90	0.95	0.95	0.60	0.90	1.00

Table 3: Pre-Order Traversal with LLMs

Our rule-finding experiments show that the LLM under test (GPT-x) cannot summarize the correct recursive rules from the various combinations of in-context examples. The pattern classifiers they learn from in-context examples are superficial, even with hints restricting the number of rules and how the rules should look, and non-exhaustive (the rules do not cover all cases in the in-context examples).

From Table 1, we notice the model lacks the capability to accurately compute binary successors under various set-ups. Nevertheless, teaching the model to perform step-wise reduction to reach the final result does help the model solve more cases correctly by performing a simpler operation each time and allowing the model to store intermediate computations in the context.

In addition, when presented with the state transition rules and step-wise reduction demonstrations in a chain-of-thought style in the prompt, the LLM still struggled to execute the recursive rules correctly to produce the successor of the test input. Some typical errors include accidental missing or inserting tokens, not handling the recursive cases properly, and, more predominantly, not being able to terminate the reduction process after swapping X0 to X1 (71 percent for GPT-4).

In analyzing the capabilities of the GPT-x models, it is evident that, while they can identify common patterns among presented examples to a certain degree, they lack the intrinsic ability to fully comprehend and execute

the concept of "structural recursion" solely from these examples. This limitation is noteworthy, considering the model’s demonstrated proficiency in a myriad of other computational tasks.

The insufficiency of these models in accurately performing step-wise reductions becomes particularly pronounced in the context of tree traversal experiments. In these experiments, the performance of large language models (LLMs) exhibits a significant decline as the tree depth increases, correlating with a rise in the complexity and number of reduction steps required. Interestingly, both models observably achieve better performances when no in-context reduction is required. These LLMs have learned the concept of tree traversals from extensive pre-training and are observed to be capable of performing traversals even in zero-shot up to some accuracy, yet the inaccurate in-context reductions misled the model to produce worse results.

The degradation in performance during in-context reduction of pre-order traversal (Table 3) serves as a rudimentary benchmark for understanding how the models’ efficiency declines in relation to increased task length. The fundamental challenge in pre-order traversal is the sequential reading of numbers and peeling off parentheses, which becomes progressively difficult as the sequence extends. However, the same simple trick of copying node values for pre-order traversals is again exploited by the LLMs.

More complex is the case of in-order traversal, where a qualitative analysis reveals a higher propensity for errors in the intermediate reduction steps. In these instances, the LLMs frequently deviate from the correct reduction algorithm. A typical error involves the misinterpretation of the reduction rule `Branch val l r => (inorder l)++ [v] ++ (inorder r)` as `Branch val l r => [v] ++ (inorder l)++ (inorder r)`. This type of error underscores the challenges LLMs face in maintaining algorithmic consistency over extended sequences, particularly when the task requires adherence to a precise order of operations.

## 11 Discussion: Reduction

Following our framework’s reduction semantics and viewing the constructor `S` as a function, a single-step reduction on the binary successor task breaks down into three cases:

1.  $S \circ X0 \xrightarrow{\delta\beta\iota} X1$
2.  $S \circ X1 \xrightarrow{\delta\beta\iota} X0 \circ S$
3.  $S \ 01 \xrightarrow{\delta\beta\iota} X0 \ 01$

In the sequence, these cases correspond to sub-string replacements.

Due to the simplicity of this problem, we experimented with both 1-layer and 2-layer Encoder-Decoder transformers. We found that both kinds of transformer models indeed *can* solve such tasks with perfect accuracy, indicating the sufficiency of the model’s capability to solve such sub-string recognition and replacement tasks in both orders. This gives rise to a  $\mathcal{O}(l)$ -layer transformer solution to compute binary successors where  $l$  is the sequence length by introducing, in addition, a terminating mechanism.

In fact, the construction of such a solution is also straightforward. Transformers are shown to be constructed to achieve Turing completeness (Pérez et al., 2021). In this case, one can construct a single-layer causal transformer that performs one-step reduction for the binary successor task. By stacking these layers and implementing a simple mechanism that checks the convergence of the algorithm (i.e., searching for the existence of the `S` symbol), such a model can compute the successor of a binary string requiring recursive depth  $D$  in the constructor notation with  $D$  layers.

In addition, it is amenable to construct transformer models to perform the entire computation for the binary successor problem up to a *bounded* length by searching for consecutive `X1`s at the end and deciding whether to produce an `X1` then copy the rest, or `X0 01` based on the succeeding entry of the deepest `X1`.

In addition, building upon existing works on Dyck language generation and other constructions (Ebrahimi et al., 2020; Liu et al., 2022), it can also be straightforward to prove the existence of models that perform one-step reduction on the task of tree traversal by adding layers that copy node values with pre-labeled depths of parentheses.

Order	Model	$L_{max}^{Train} + 2$ to +4	$L_{max}^{Train} + 4$ to +6	$L_{max}^{Train} + 8$ to +10	$L_{max}^{Train} + 18$ to +20
Natural	1-Layer	✓	✓	✓	✓
	2-Layer	✓	✓	✓	✓
Reverse	1-Layer	✓	✓	✓	✓
	2-Layer	✓	✓	✓	✓

Table 4: One-step reduction results for binary successor task. ✓ denotes achieving >99% accuracy in each individual depth for all steps in a reduction in that test group.

## 12 Related Work

**Understanding Transformers** As a predominant class of deep learning model architecture, Transformer has shown promise in a wide range of tasks. Researchers have been attempting to understand the models via different approaches under different problem set-ups.

Methodology-wise, a line of research aims to characterize the models’ capabilities via theoretical constructions (Bhattamishra et al., 2020b;a; Yun et al., 2020; Ebrahimi et al., 2020; Wei et al., 2023; Pérez et al., 2021; Liu et al., 2022; Merrill & Sabharwal, 2022; Pérez et al., 2021; Hahn, 2020). These studies effectively answer the questions revolving around the expressiveness of the transformer architecture by showing the existence of a model that satisfies the properties under study. Our work differs in methodology, where we adopt empirical methods in order to answer the question of whether the models can learn to emulate recursive functions from input-output examples, where the emphasis is the ability to mine recursive rules from data in practice. Another class of works takes a different type of approach where they seek to understand the functions of different components of a trained model via probing (Hewitt & Manning, 2019; Belinkov, 2022), analyzing attention patterns (Vig & Belinkov, 2019; Sun & Marasović, 2021) or linear layers (Geva et al., 2020).

Our analyses of the algorithms performed by our trained models were inspired by existing work in the relatively new field of mechanistic interpretability (Nanda et al., 2023; Chughtai et al., 2023) and include methods such as counterfactual patching (Meng et al., 2023), circuit tracing (Wang et al., 2023a), automatic circuit discovery (Conmy et al., 2023), and component ablation. Mechanistic interpretability encodes the merits of the abstract state machine concept since it assumes the learned model to be a program and attempts to understand the model by understanding the program it represented at a certain level of abstraction. In our work, we use several of these techniques to reverse-engineer the critical components of the model and how they carry out the algorithm that solves the tasks in question.

One other key component of our framework is the introduction of structural recursion tasks formulated in a way that connects two paradigms - programming language and machine learning, and two key ingredients of programs - syntax, and semantics. A stream of previous works (Delétang et al., 2022; Zhang et al., 2022a;c; Yao et al., 2021; Liu et al., 2023a) also took the approach of designing toy task to understand the computational ability or to isolate a certain aspect of a class of deep learning models.

**Formal Theorem Proving and Program-Related Reasoning** The tasks we choose are inspired by work in program and proof synthesis (Gulwani et al., 2017; Lee & Cho, 2023; Osera & Zdancewic, 2015; Miltner et al., 2019; Ringer et al., 2021; Ringer, 2021; Magaud & Bertot, 2000; Chaudhuri et al., 2021), and are also an important class of functions for inductive logic programming (Cropper et al., 2021). Transformer-based large language models have brought significant progress to program-related (Chowdhery et al., 2022; Chen et al., 2021; Svyatkovskiy et al., 2020; Lu et al., 2021; Nijkamp et al., 2022; Xu et al., 2022; Zheng et al., 2023; Ahmad et al., 2021; Chakraborty et al., 2022; Wang et al., 2021; 2023b; Li et al., 2022a; 2023; Xu et al., 2023; Fried et al., 2022; Allal et al., 2023; OpenAI, 2023a;b; Thoppilan et al., 2022) and theorem-proving-related (Polu & Sutskever, 2020; Han et al., 2022; First et al., 2023) tasks, but current tools still struggle to emulate function behavior (Gu et al., 2024) without prompt engineering techniques like chain of thought prompting (Wei et al., 2022) or scratchpad reasoning (Nye et al., 2021).

However, on the other hand, execution turns out to be an essential element for better program synthesis with large language models (Olausson et al., 2023; Le et al., 2022; Pan et al., 2023; Zhang et al., 2023). Besides, a

---

series of code language models specializing in execution-related tasks have been introduced to tackle specific problems in software engineering (Souza & Pradel, 2023; Pei et al., 2023; Ding et al., 2023; Liu et al., 2023b).

**Formal Languages and Deep Learning Models** Formal languages exhibit clear structures, encode certain rules, and can be easily generated; thus, they are particularly useful in characterizing neural networks’ representational capacities. Thus, they have long been used during the past few decades as a tool to study the learning abilities of machine learning systems, especially neural architecture (Kleene, 1951; Casey, 1996; Smith & Zipser, 1989).

More recently, the rapid advancement of deep learning technologies has made possible different applications of neural networks, such as modeling natural and programming languages. It has been argued that the ability to simulate formal language is correlated with the ability to capture natural language grammar and solve complex problems (Merrill, 2023; Strobl et al., 2023). In addition, compared with real-world tasks that often involve additional complexities, formal language modeling offers a controlled setting where we can abstract away the irrelevant factors to better benchmark the capabilities and identify the limitations of the models (van der Poel et al., 2023; Liu et al., 2022; 2023a).

### 13 Conclusions, Limitations, and Future Work

In this paper, we proposed a comprehensive framework to study the sequence models’ behaviors in *learning to emulate* structural recursion. The framework takes care of both pillars of the field of programming language domain: syntax and semantics. Syntax-wise, we introduced the sequential encoding that nicely transforms recursive data structures into sequences. Semantics-wise, we connect the notion of structural recursion to a broad range of ML-based sequence models that encompass different settings - both gradient-based training and in-context learning.

To cover two representative classes of recursion—one that has only recursive sub-case at each reduction step (i.e., calls the reduction linearly) which is naturally sequential, and another that has multiple sub-cases at each step that forms a tree structure—we introduced two simple yet structurally interesting tasks that are themselves meaningful formal / programming problems: **binary successor** and **tree traversals**.

We focused on studying the recursion problem-solving capabilities of the predominant transformer-based models. Guided by the proposed framework, we performed empirical studies and careful inspections into the model’s learned mechanism. Our findings suggest that the models trained to approximate recursive computations learn programs that are non-recursive and thus fall for edge cases or are limited in capacity to generalize across different depths of recursion. Our analysis and mitigation efforts show that data distribution and the model configuration could directly hinder the learned model’s performance. However, we hypothesize the fundamental cause is that the model has not been optimized to represent recursive patterns well enough. Our in-context learning experiments revealed the lack of ability for LLMs to “think recursively” as it tends to mine non-recursive rules from data. Also, the models lack accuracy when performing step-wise reduction, where they may get lost in the middle or fail to apply the stopping condition.

### Acknowledgement

We thank Dr.Kexin Pei, Alex Gu, Bingbin Liu, Chi Han, Dan Fu, Yuchen Li, Yao Xiao for their constructive discussions and valuable feedback.

### References

- Arpan Agrawal, Emily First, Zhanna Kaufman, Tom Reichel, Shizhuo Zhang, Timothy Zhou, Alex Sanchez-Stern, Talia Ringer, and Yuriy Brun. Proofster: Automated formal verification. In *ICSE Demo*, May 2023.
- Wasi Uddin Ahmad, Saikat Chakraborty, Baishakhi Ray, and Kai-Wei Chang. Unified pre-training for program understanding and generation. *arXiv preprint arXiv:2103.06333*, 2021.



- 
- Loubna Ben Allal, Raymond Li, Denis Kocetkov, Chenghao Mou, Christopher Akiki, Carlos Munoz Ferrandis, Niklas Muennighoff, Mayank Mishra, Alex Gu, Manan Dey, et al. Santacoder: don't reach for the stars! *arXiv preprint arXiv:2301.03988*, 2023.
- Yonatan Belinkov. Probing classifiers: Promises, shortcomings, and advances. *Computational Linguistics*, 48(1):207–219, March 2022. doi: 10.1162/coli\_a\_00422. URL <https://aclanthology.org/2022.cl-1.7>.
- Yves Bertot and Pierre Castéran. *Interactive theorem proving and program development: Coq'Art: the calculus of inductive constructions*. Springer Science & Business Media, 2013.
- Satwik Bhattamishra, Kabir Ahuja, and Navin Goyal. On the Ability and Limitations of Transformers to Recognize Formal Languages. In Bonnie Webber, Trevor Cohn, Yulan He, and Yang Liu (eds.), *Proceedings of the 2020 Conference on Empirical Methods in Natural Language Processing (EMNLP)*, pp. 7096–7116, Online, November 2020a. Association for Computational Linguistics. doi: 10.18653/v1/2020.emnlp-main.576. URL <https://aclanthology.org/2020.emnlp-main.576>.
- Satwik Bhattamishra, Arkil Patel, and Navin Goyal. On the computational power of transformers and its implications in sequence modeling. In Raquel Fernández and Tal Linzen (eds.), *Proceedings of the 24th Conference on Computational Natural Language Learning*, pp. 455–475, Online, November 2020b. Association for Computational Linguistics. doi: 10.18653/v1/2020.conll-1.37. URL <https://aclanthology.org/2020.conll-1.37>.
- Egon Börger. Abstract state machines: a unifying view of models of computation and of system design frameworks. *Ann. Pure Appl. Log.*, 133(1-3):149–171, 2005. doi: 10.1016/j.apal.2004.10.007. URL <https://doi.org/10.1016/j.apal.2004.10.007>.
- Egon Börger and Klaus-Dieter Schewe. A behavioural theory of recursive algorithms. *Sci. Comput. Program.*, 210:102691, 2020. URL <https://api.semanticscholar.org/CorpusID:210023368>.
- Luca Cardelli and Peter Wegner. On understanding types, data abstraction, and polymorphism. *ACM Comput. Surv.*, 17(4):471–523, dec 1985. ISSN 0360-0300. doi: 10.1145/6041.6042. URL <https://doi.org/10.1145/6041.6042>.
- Mike Casey. The Dynamics of Discrete-Time Computation, with Application to Recurrent Neural Networks and Finite State Machine Extraction. *Neural Computation*, 8(6):1135–1178, 08 1996. ISSN 0899-7667. doi: 10.1162/neco.1996.8.6.1135. URL <https://doi.org/10.1162/neco.1996.8.6.1135>.
- Saikat Chakraborty, Toufique Ahmed, Yangruibo Ding, Premkumar T Devanbu, and Baishakhi Ray. Natgen: generative pre-training by “naturalizing” source code. In *Proceedings of the 30th ACM Joint European Software Engineering Conference and Symposium on the Foundations of Software Engineering*, pp. 18–30, 2022.
- Swarat Chaudhuri, Kevin Ellis, Oleksandr Polozov, Rishabh Singh, Armando Solar-Lezama, Yisong Yue, et al. Neurosymbolic programming. *Foundations and Trends® in Programming Languages*, 7(3):158–243, 2021.
- Mark Chen, Jerry Tworek, Heewoo Jun, Qiming Yuan, Henrique Ponde de Oliveira Pinto, Jared Kaplan, Harrison Edwards, Yuri Burda, Nicholas Joseph, Greg Brockman, Alex Ray, Raul Puri, Gretchen Krueger, Michael Petrov, Heidy Khlaaf, Girish Sastry, Pamela Mishkin, Brooke Chan, Scott Gray, Nick Ryder, Mikhail Pavlov, Alethea Power, Lukasz Kaiser, Mohammad Bavarian, Clemens Winter, Philippe Tillet, Felipe Petroski Such, Dave Cummings, Matthias Plappert, Fotios Chantzis, Elizabeth Barnes, Ariel Herbert-Voss, William Hebgen Guss, Alex Nichol, Alex Paino, Nikolas Tezak, Jie Tang, Igor Babuschkin, Suchir Balaji, Shantanu Jain, William Saunders, Christopher Hesse, Andrew N. Carr, Jan Leike, Joshua Achiam, Vedant Misra, Evan Morikawa, Alec Radford, Matthew Knight, Miles Brundage, Mira Murati, Katie Mayer, Peter Welinder, Bob McGrew, Dario Amodei, Sam McCandlish, Ilya Sutskever, and Wojciech Zaremba. Evaluating large language models trained on code. *CoRR*, abs/2107.03374, 2021. URL <https://arxiv.org/abs/2107.03374>.

- 
- Adam Chlipala. *Certified Programming with Dependent Types: A Pragmatic Introduction to the Coq Proof Assistant*. The MIT Press, 2013. ISBN 0262026651.
- Aakanksha Chowdhery, Sharan Narang, Jacob Devlin, Maarten Bosma, Gaurav Mishra, Adam Roberts, Paul Barham, Hyung Won Chung, Charles Sutton, Sebastian Gehrmann, Parker Schuh, Kensen Shi, Sasha Tsvyashchenko, Joshua Maynez, Abhishek Rao, Parker Barnes, Yi Tay, Noam Shazeer, Vinodkumar Prabhakaran, Emily Reif, Nan Du, Ben Hutchinson, Reiner Pope, James Bradbury, Jacob Austin, Michael Isard, Guy Gur-Ari, Pengcheng Yin, Toju Duke, Anselm Levskaya, Sanjay Ghemawat, Sunipa Dev, Henryk Michalewski, Xavier Garcia, Vedant Misra, Kevin Robinson, Liam Fedus, Denny Zhou, Daphne Ippolito, David Luan, Hyeontaek Lim, Barret Zoph, Alexander Spiridonov, Ryan Sepassi, David Dohan, Shivani Agrawal, Mark Omernick, Andrew M. Dai, Thanumalayan Sankaranarayanan Pillai, Marie Pellat, Aitor Lewkowycz, Erica Moreira, Rewon Child, Oleksandr Polozov, Katherine Lee, Zongwei Zhou, Xuezhi Wang, Brennan Saeta, Mark Diaz, Orhan Firat, Michele Catasta, Jason Wei, Kathy Meier-Hellstern, Douglas Eck, Jeff Dean, Slav Petrov, and Noah Fiedel. Palm: Scaling language modeling with pathways. *CoRR*, abs/2204.02311, 2022. doi: 10.48550/arXiv.2204.02311. URL <https://doi.org/10.48550/arXiv.2204.02311>.
- Bilal Chughtai, Lawrence Chan, and Neel Nanda. A toy model of universality: Reverse engineering how networks learn group operations, 2023. URL <https://arxiv.org/abs/2302.03025>.
- Arthur Conmy, Augustine N. Mavor-Parker, Aengus Lynch, Stefan Heimersheim, and Adrià Garriga-Alonso. Towards automated circuit discovery for mechanistic interpretability, 2023.
- Thierry Coquand and Christine Paulin. Inductively defined types. In Per Martin-Löf and Grigori Mints (eds.), *COLOG-88*, pp. 50–66, Berlin, Heidelberg, 1990. Springer Berlin Heidelberg. ISBN 978-3-540-46963-6.
- Andrew Cropper, Sebastijan Dumancic, Richard Evans, and Stephen H. Muggleton. Inductive logic programming at 30. *CoRR*, abs/2102.10556, 2021. URL <https://arxiv.org/abs/2102.10556>.
- Mostafa Dehghani, Stephan Gouws, Oriol Vinyals, Jakob Uszkoreit, and Łukasz Kaiser. Universal transformers, 2019.
- Grégoire Delétang, Anian Ruoss, Jordi Grau-Moya, Tim Genewein, Li Kevin Wenliang, Elliot Catt, Chris Cundy, Marcus Hutter, Shane Legg, Joel Veness, and Pedro A. Ortega. Neural networks and the chomsky hierarchy, 2022. URL <https://arxiv.org/abs/2207.02098>.
- Yangruibo Ding, Ben Steenhoeck, Kexin Pei, Gail Kaiser, Wei Le, and Baishakhi Ray. Traced: Execution-aware pre-training for source code. *arXiv preprint arXiv:2306.07487*, 2023.
- Javid Ebrahimi, Dhruv Gelda, and Wei Zhang. How can self-attention networks recognize Dyck-n languages? In Trevor Cohn, Yulan He, and Yang Liu (eds.), *Findings of the Association for Computational Linguistics: EMNLP 2020*, pp. 4301–4306, Online, November 2020. Association for Computational Linguistics. doi: 10.18653/v1/2020.findings-emnlp.384. URL <https://aclanthology.org/2020.findings-emnlp.384>.
- Emily First and Yuriy Brun. Diversity-driven automated formal verification. In *ICSE*, pp. 749–761, May 2022. doi: 10.1145/3510003.3510138.
- Emily First, Markus N. Rabe, Talia Ringer, and Yuriy Brun. Baldur: Whole-proof generation and repair with large language models, 2023.
- Daniel Fried, Armen Aghajanyan, Jessy Lin, Sida Wang, Eric Wallace, Freda Shi, Ruiqi Zhong, Wen-tau Yih, Luke Zettlemoyer, and Mike Lewis. InCoder: A generative model for code infilling and synthesis. *arXiv preprint arXiv:2204.05999*, 2022.
- Mor Geva, Roei Schuster, Jonathan Berant, and Omer Levy. Transformer feed-forward layers are key-value memories, 2020. URL <https://arxiv.org/abs/2012.14913>.
- Alex Gu, Baptiste Rozière, Hugh Leather, Armando Solar-Lezama, Gabriel Synnaeve, and Sida I Wang. Cruxeval: A benchmark for code reasoning, understanding and execution. *arXiv preprint arXiv:2401.03065*, 2024.

- 
- Sumit Gulwani, Oleksandr Polozov, and Rishabh Singh. Program synthesis. *Foundations and Trends® in Programming Languages*, 4(1-2):1–119, 2017. ISSN 2325-1107. doi: 10.1561/2500000010. URL <http://dx.doi.org/10.1561/2500000010>.
- Rahul Gupta, Soham Pal, Aditya Kanade, and Shirish K. Shevade. DeepFix: Fixing common C language errors by deep learning. In *AAAI*, 2017.
- Yuri Gurevich. *Evolving Algebras 1993: Lipari Guide*, pp. 9–36. Oxford University Press, specification and validation methods edition, January 1995. URL <https://www.microsoft.com/en-us/research/publication/103-evolving-algebras-1993-lipari-guide/>.
- Michael Hahn. Theoretical limitations of self-attention in neural sequence models. *Transactions of the Association for Computational Linguistics*, 8:156–171, dec 2020. doi: 10.1162/tacl\_a\_00306. URL [https://doi.org/10.1162/tacl\\_a\\_00306](https://doi.org/10.1162/tacl_a_00306).
- Jesse Michael Han, Jason Rute, Yuhuai Wu, Edward W. Ayers, and Stanislas Polu. Proof artifact co-training for theorem proving with language models, 2022.
- John Hewitt and Christopher D. Manning. A structural probe for finding syntax in word representations. In Jill Burstein, Christy Doran, and Thamar Solorio (eds.), *Proceedings of the 2019 Conference of the North American Chapter of the Association for Computational Linguistics: Human Language Technologies, Volume 1 (Long and Short Papers)*, pp. 4129–4138, Minneapolis, Minnesota, June 2019. Association for Computational Linguistics. doi: 10.18653/v1/N19-1419. URL <https://aclanthology.org/N19-1419>.
- Stephen Cole Kleene. Representation of events in nerve nets and finite automata. 1951. URL <https://api.semanticscholar.org/CorpusID:60577779>.
- Jean-Louis Krivine. A call-by-name lambda-calculus machine. *Higher Order Symbol. Comput.*, 20(3): 199–207, sep 2007. ISSN 1388-3690. doi: 10.1007/s10990-007-9018-9. URL <https://doi.org/10.1007/s10990-007-9018-9>.
- Hung Le, Yue Wang, Akhilesh Deepak Gotmare, Silvio Savarese, and Steven C. H. Hoi. Coderl: Mastering code generation through pretrained models and deep reinforcement learning, 2022.
- Woosuk Lee and Hangyeol Cho. Inductive synthesis of structurally recursive functional programs from non-recursive expressions. *Proc. ACM Program. Lang.*, 7(POPL), jan 2023. doi: 10.1145/3571263. URL <https://doi.org/10.1145/3571263>.
- Xavier Leroy, Sandrine Blazy, Daniel Kästner, Bernhard Schommer, Markus Pister, and Christian Ferdinand. CompCert - A Formally Verified Optimizing Compiler. In *ERTS 2016: Embedded Real Time Software and Systems, 8th European Congress*, Toulouse, France, January 2016. SEE. URL <https://inria.hal.science/hal-01238879>.
- Raymond Li, Loubna Ben Allal, Yangtian Zi, Niklas Muennighoff, Denis Kocetkov, Chenghao Mou, Marc Marone, Christopher Akiki, Jia Li, Jenny Chim, Qian Liu, Evgenii Zheltonozhskii, Terry Yue Zhuo, Thomas Wang, Olivier Dehaene, Mishig Davaadorj, Joel Lamy-Poirier, João Monteiro, Oleh Shliazhko, Nicolas Gontier, Nicholas Meade, Armel Zebaze, Ming-Ho Yee, Logesh Kumar Umapathi, Jian Zhu, Benjamin Lipkin, Muhtasham Oblokulov, Zhiruo Wang, Rudra Murthy, Jason Stillerman, Siva Sankalp Patel, Dmitry Abulkhanov, Marco Zocca, Manan Dey, Zhihan Zhang, Nour Fahmy, Urvasi Bhattacharyya, Wenhao Yu, Swayam Singh, Sasha Luccioni, Paulo Villegas, Maxim Kunakov, Fedor Zhdanov, Manuel Romero, Tony Lee, Nadav Timor, Jennifer Ding, Claire Schlesinger, Hailey Schoelkopf, Jan Ebert, Tri Dao, Mayank Mishra, Alex Gu, Jennifer Robinson, Carolyn Jane Anderson, Brendan Dolan-Gavitt, Danish Contractor, Siva Reddy, Daniel Fried, Dzmitry Bahdanau, Yacine Jernite, Carlos Muñoz Ferrandis, Sean Hughes, Thomas Wolf, Arjun Guha, Leandro von Werra, and Harm de Vries. Starcoder: may the source be with you!, 2023.
- Yujia Li, David Choi, Junyoung Chung, Nate Kushman, Julian Schrittwieser, Rémi Leblond, Tom Eccles, James Keeling, Felix Gimeno, Agustin Dal Lago, et al. Competition-level code generation with alphacode. *Science*, 378(6624):1092–1097, 2022a.

- 
- Yujia Li, David Choi, Junyoung Chung, Nate Kushman, Julian Schrittwieser, Rémi Leblond, Tom Eccles, James Keeling, Felix Gimeno, Agustin Dal Lago, Thomas Hubert, Peter Choy, Cyprien de Masson d’Autume, Igor Babuschkin, Xinyun Chen, Po-Sen Huang, Johannes Welbl, Sven Gowal, Alexey Cherepanov, James Molloy, Daniel J. Mankowitz, Esme Sutherland Robson, Pushmeet Kohli, Nando de Freitas, Koray Kavukcuoglu, and Oriol Vinyals. Competition-level code generation with alphacode. *DeepMind*, 2022b.
- Bingbin Liu, Jordan T. Ash, Surbhi Goel, Akshay Krishnamurthy, and Cyril Zhang. Transformers learn shortcuts to automata, 2022. URL <https://arxiv.org/abs/2210.10749>.
- Bingbin Liu, Jordan T. Ash, Surbhi Goel, Akshay Krishnamurthy, and Cyril Zhang. Exposing attention glitches with flip-flop language modeling, 2023a.
- Chenxiao Liu, Shuai Lu, Weizhu Chen, Daxin Jiang, Alexey Svyatkovskiy, Shengyu Fu, Neel Sundaresan, and Nan Duan. Code execution with pre-trained language models. In Anna Rogers, Jordan Boyd-Graber, and Naoaki Okazaki (eds.), *Findings of the Association for Computational Linguistics: ACL 2023*, pp. 4984–4999, Toronto, Canada, July 2023b. Association for Computational Linguistics. doi: 10.18653/v1/2023.findings-acl.308. URL <https://aclanthology.org/2023.findings-acl.308>.
- Shuai Lu, Daya Guo, Shuo Ren, Junjie Huang, Alexey Svyatkovskiy, Ambrosio Blanco, Colin Clement, Dawn Drain, Daxin Jiang, Duyu Tang, et al. Codexglue: A machine learning benchmark dataset for code understanding and generation. *arXiv preprint arXiv:2102.04664*, 2021.
- Nicolas Magaud and Yves Bertot. Changing data structures in type theory:a study of natural numbers. volume 2277, pp. 181–196, 12 2000. ISBN 978-3-540-43287-6. doi: 10.1007/3-540-45842-5\_12.
- Warren S McCulloch and Walter Pitts. A logical calculus of the ideas immanent in nervous activity. *The bulletin of mathematical biophysics*, 5:115–133, 1943.
- Kevin Meng, David Bau, Alex Andonian, and Yonatan Belinkov. Locating and editing factual associations in gpt, 2023.
- William Merrill. Formal languages and the nlp black box. In *Developments in Language Theory: 27th International Conference, DLT 2023, Umeå, Sweden, June 12–16, 2023, Proceedings*, pp. 1–8, Berlin, Heidelberg, 2023. Springer-Verlag. ISBN 978-3-031-33263-0. doi: 10.1007/978-3-031-33264-7\_1. URL [https://doi.org/10.1007/978-3-031-33264-7\\_1](https://doi.org/10.1007/978-3-031-33264-7_1).
- William Merrill and Ashish Sabharwal. Transformers can be expressed in first-order logic with majority, 2022. URL <https://arxiv.org/abs/2210.02671>.
- Anders Miltner, Solomon Maina, Kathleen Fisher, Benjamin C. Pierce, David Walker, and Steve Zdancewic. Synthesizing symmetric lenses. *Proc. ACM Program. Lang.*, 3(ICFP), jul 2019. doi: 10.1145/3341699. URL <https://doi.org/10.1145/3341699>.
- Neel Nanda, Lawrence Chan, Tom Lieberum, Jess Smith, and Jacob Steinhardt. Progress measures for grokking via mechanistic interpretability, 2023. URL <https://arxiv.org/abs/2301.05217>.
- Erik Nijkamp, Bo Pang, Hiroaki Hayashi, Lifu Tu, Huan Wang, Yingbo Zhou, Silvio Savarese, and Caiming Xiong. Codegen: An open large language model for code with multi-turn program synthesis. *arXiv preprint arXiv:2203.13474*, 2022.
- Maxwell Nye, Anders Johan Andreassen, Guy Gur-Ari, Henryk Michalewski, Jacob Austin, David Bieber, David Dohan, Aitor Lewkowycz, Maarten Bosma, David Luan, et al. Show your work: Scratchpads for intermediate computation with language models. *arXiv preprint arXiv:2112.00114*, 2021.
- Theo X. Olausson, Jeevana Priya Inala, Chenglong Wang, Jianfeng Gao, and Armando Solar-Lezama. Is self-repair a silver bullet for code generation?, 2023.
- OpenAI. Chatgpt: Optimizing language models for dialogue. <https://openai.com/blog/chatgpt>, 2023a.

- 
- OpenAI. Gpt-4 technical report. <https://arxiv.org/abs/2303.08774>, 2023b.
- Peter-Michael Osera and Steve Zdancewic. Type-and-example-directed program synthesis. In *Proceedings of the 36th ACM SIGPLAN Conference on Programming Language Design and Implementation*, PLDI '15, pp. 619–630, New York, NY, USA, 2015. Association for Computing Machinery. ISBN 9781450334686. doi: 10.1145/2737924.2738007. URL <https://doi.org/10.1145/2737924.2738007>.
- Liangming Pan, Michael Saxon, Wenda Xu, Deepak Nathani, Xinyi Wang, and William Yang Wang. Automatically correcting large language models: Surveying the landscape of diverse self-correction strategies, 2023.
- Kexin Pei, David Bieber, Kensen Shi, Charles Sutton, and Pengcheng Yin. Can large language models reason about program invariants? In Andreas Krause, Emma Brunskill, Kyunghyun Cho, Barbara Engelhardt, Sivan Sabato, and Jonathan Scarlett (eds.), *Proceedings of the 40th International Conference on Machine Learning*, volume 202 of *Proceedings of Machine Learning Research*, pp. 27496–27520. PMLR, 23–29 Jul 2023. URL <https://proceedings.mlr.press/v202/pei23a.html>.
- Jorge Pérez, Pablo Barceló, and Javier Marinkovic. Attention is turing-complete. *Journal of Machine Learning Research*, 22(75):1–35, 2021. URL <http://jmlr.org/papers/v22/20-302.html>.
- Mary Phuong and Marcus Hutter. Formal algorithms for transformers, 2022.
- Benjamin C. Pierce et al. *Software Foundations*. 2024. URL <https://softwarefoundations.cis.upenn.edu/>. [Online; accessed 13-January-2024].
- Stanislas Polu and Ilya Sutskever. Generative language modeling for automated theorem proving, 2020.
- Alec Radford, Jeff Wu, Rewon Child, David Luan, Dario Amodei, and Ilya Sutskever. Language models are unsupervised multitask learners. 2019.
- Colin Raffel, Noam Shazeer, Adam Roberts, Katherine Lee, Sharan Narang, Michael Matena, Yanqi Zhou, Wei Li, and Peter J Liu. Exploring the limits of transfer learning with a unified text-to-text transformer. *The Journal of Machine Learning Research*, 21(1):5485–5551, 2020.
- Talia Ringer. *Proof Repair*. PhD thesis, 2021.
- Talia Ringer, RanDair Porter, Nathaniel Yazdani, John Leo, and Dan Grossman. Proof repair across type equivalences. In *Proceedings of the 42nd ACM SIGPLAN International Conference on Programming Language Design and Implementation*, PLDI 2021, pp. 112–127, New York, NY, USA, 2021. Association for Computing Machinery. ISBN 9781450383912. doi: 10.1145/3453483.3454033. URL <https://doi.org/10.1145/3453483.3454033>.
- Ripon K. Saha, Yingjun Lyu, Hiroaki Yoshida, and Mukul R. Prasad. ELIXIR: Effective object oriented program repair. In *ASE*, pp. 648–659, 2017.
- Alex Sanchez-Stern, Yousef Alhessi, Lawrence Saul, and Sorin Lerner. Generating correctness proofs with neural networks. In *Proceedings of the 4th ACM SIGPLAN International Workshop on Machine Learning and Programming Languages*, MAPL 2020, pp. 1–10, New York, NY, USA, 2020. Association for Computing Machinery. ISBN 9781450379960. doi: 10.1145/3394450.3397466. URL <https://doi.org/10.1145/3394450.3397466>.
- Alex Sanchez-Stern, Emily First, Timothy Zhou, Zhanna Kaufman, Yuriy Brun, and Talia Ringer. Passport: Improving automated formal verification using identifiers. *ACM TOPLAS*, 2023.
- Smith and Zipser. Encoding sequential structure: experience with the real-time recurrent learning algorithm. In *International 1989 Joint Conference on Neural Networks*, pp. 645–648 vol.1, 1989. doi: 10.1109/IJCNN.1989.118646.
- Beatriz Souza and Michael Pradel. Lexecutor: Learning-guided execution. *arXiv preprint arXiv:2302.02343*, 2023.

- 
- Lena Strobl, William Merrill, Gail Weiss, David Chiang, and Dana Angluin. Transformers as recognizers of formal languages: A survey on expressivity, 2023.
- Kaiser Sun and Ana Marasović. Effective attention sheds light on interpretability. In Chengqing Zong, Fei Xia, Wenjie Li, and Roberto Navigli (eds.), *Findings of the Association for Computational Linguistics: ACL-IJCNLP 2021*, pp. 4126–4135, Online, August 2021. Association for Computational Linguistics. doi: 10.18653/v1/2021.findings-acl.361. URL <https://aclanthology.org/2021.findings-acl.361>.
- Alexey Svyatkovskiy, Shao Kun Deng, Shengyu Fu, and Neel Sundaresan. Intellicode compose: Code generation using transformer. In *Proceedings of the 28th ACM Joint Meeting on European Software Engineering Conference and Symposium on the Foundations of Software Engineering*, pp. 1433–1443, 2020.
- Romal Thoppilan, Daniel De Freitas, Jamie Hall, Noam Shazeer, Apoorv Kulshreshtha, Heng-Tze Cheng, Alicia Jin, Taylor Bos, Leslie Baker, Yu Du, et al. Lamda: Language models for dialog applications. *arXiv preprint arXiv:2201.08239*, 2022.
- Sam van der Poel, Dakotah Lambert, Kalina Kostyszyn, Tiantian Gao, Rahul Verma, Derek Andersen, Joanne Chau, Emily Peterson, Cody St. Clair, Paul Fodor, Chihiro Shibata, and Jeffrey Heinz. Mlregtest: A benchmark for the machine learning of regular languages, 2023.
- Ashish Vaswani, Noam Shazeer, Niki Parmar, Jakob Uszkoreit, Llion Jones, Aidan N Gomez, Łukasz Kaiser, and Illia Polosukhin. Attention is all you need. In I. Guyon, U. Von Luxburg, S. Bengio, H. Wallach, R. Fergus, S. Vishwanathan, and R. Garnett (eds.), *Advances in Neural Information Processing Systems*, volume 30. Curran Associates, Inc., 2017. URL [https://proceedings.neurips.cc/paper\\_files/paper/2017/file/3f5ee243547dee91fbd053c1c4a845aa-Paper.pdf](https://proceedings.neurips.cc/paper_files/paper/2017/file/3f5ee243547dee91fbd053c1c4a845aa-Paper.pdf).
- Jesse Vig and Yonatan Belinkov. Analyzing the structure of attention in a transformer language model. In Tal Linzen, Grzegorz Chrupala, Yonatan Belinkov, and Dieuwke Hupkes (eds.), *Proceedings of the 2019 ACL Workshop BlackboxNLP: Analyzing and Interpreting Neural Networks for NLP*, pp. 63–76, Florence, Italy, August 2019. Association for Computational Linguistics. doi: 10.18653/v1/W19-4808. URL <https://aclanthology.org/W19-4808>.
- Kevin Ro Wang, Alexandre Variengien, Arthur Conmy, Buck Shlegeris, and Jacob Steinhardt. Interpretability in the wild: a circuit for indirect object identification in GPT-2 small. In *The Eleventh International Conference on Learning Representations*, 2023a. URL <https://openreview.net/forum?id=NpsVSN6o4u1>.
- Yue Wang, Weishi Wang, Shafiq Joty, and Steven C.H. Hoi. CodeT5: Identifier-aware unified pre-trained encoder-decoder models for code understanding and generation. In Marie-Francine Moens, Xuanjing Huang, Lucia Specia, and Scott Wen-tau Yih (eds.), *Proceedings of the 2021 Conference on Empirical Methods in Natural Language Processing*, pp. 8696–8708, Online and Punta Cana, Dominican Republic, November 2021. Association for Computational Linguistics. doi: 10.18653/v1/2021.emnlp-main.685. URL <https://aclanthology.org/2021.emnlp-main.685>.
- Yue Wang, Hung Le, Akhilesh Deepak Gotmare, Nghi DQ Bui, Junnan Li, and Steven CH Hoi. Codet5+: Open code large language models for code understanding and generation. *arXiv preprint arXiv:2305.07922*, 2023b.
- Colin Wei, Yining Chen, and Tengyu Ma. Statistically meaningful approximation: a case study on approximating turing machines with transformers, 2023.
- Jason Wei, Xuezhi Wang, Dale Schuurmans, Maarten Bosma, Fei Xia, Ed Chi, Quoc V Le, Denny Zhou, et al. Chain-of-thought prompting elicits reasoning in large language models. *Advances in Neural Information Processing Systems*, 35:24824–24837, 2022.
- Chunqiu Steven Xia, Yuxiang Wei, and Lingming Zhang. Automated program repair in the era of large pre-trained language models. In *Proceedings of the 45th International Conference on Software Engineering (ICSE 2023)*. Association for Computing Machinery, 2023.

- 
- Can Xu, Qingfeng Sun, Kai Zheng, Xiubo Geng, Pu Zhao, Jiazhan Feng, Chongyang Tao, and Daxin Jiang. Wizardlm: Empowering large language models to follow complex instructions. *arXiv preprint arXiv:2304.12244*, 2023.
- Frank F Xu, Uri Alon, Graham Neubig, and Vincent Josua Hellendoorn. A systematic evaluation of large language models of code. In *Proceedings of the 6th ACM SIGPLAN International Symposium on Machine Programming*, pp. 1–10, 2022.
- Linting Xue, Aditya Barua, Noah Constant, Rami Al-Rfou, Sharan Narang, Mihir Kale, Adam Roberts, and Colin Raffel. Byt5: Towards a token-free future with pre-trained byte-to-byte models. *Transactions of the Association for Computational Linguistics*, 10:291–306, 2022.
- Kaiyu Yang and Jia Deng. Learning to prove theorems via interacting with proof assistants. In *International Conference on Machine Learning*, pp. 6984–6994. PMLR, 2019.
- Shunyu Yao, Binghui Peng, Christos Papadimitriou, and Karthik Narasimhan. Self-attention networks can process bounded hierarchical languages. In *Proceedings of the 59th Annual Meeting of the Association for Computational Linguistics and the 11th International Joint Conference on Natural Language Processing (Volume 1: Long Papers)*, pp. 3770–3785, Online, August 2021. Association for Computational Linguistics. doi: 10.18653/v1/2021.acl-long.292. URL <https://aclanthology.org/2021.acl-long.292>.
- Chulhee Yun, Srinadh Bhojanapalli, Ankit Singh Rawat, Sashank Reddi, and Sanjiv Kumar. Are transformers universal approximators of sequence-to-sequence functions? In *International Conference on Learning Representations*, 2020. URL <https://openreview.net/forum?id=ByxRM0Ntvr>.
- Chiyuan Zhang, Maithra Raghu, Jon Kleinberg, and Samy Bengio. Pointer value retrieval: A new benchmark for understanding the limits of neural network generalization, 2022a.
- Honghua Zhang, Liunian Harold Li, Tao Meng, Kai-Wei Chang, and Guy Van den Broeck. On the paradox of learning to reason from data. In *International Joint Conference on Artificial Intelligence*, 2022b. URL <https://api.semanticscholar.org/CorpusID:248986434>.
- Kechi Zhang, Zhuo Li, Jia Li, Ge Li, and Zhi Jin. Self-edit: Fault-aware code editor for code generation, 2023.
- Yi Zhang, Arturs Backurs, Sébastien Bubeck, Ronen Eldan, Suriya Gunasekar, and Tal Wagner. Unveiling transformers with lego: a synthetic reasoning task, 2022c. URL <https://arxiv.org/abs/2206.04301>.
- Qinkai Zheng, Xiao Xia, Xu Zou, Yuxiao Dong, Shan Wang, Yufei Xue, Lei Shen, Zihan Wang, Andi Wang, Yang Li, et al. Codegeex: A pre-trained model for code generation with multilingual benchmarking on humaneval-x. In *Proceedings of the 29th ACM SIGKDD Conference on Knowledge Discovery and Data Mining*, pp. 5673–5684, 2023.

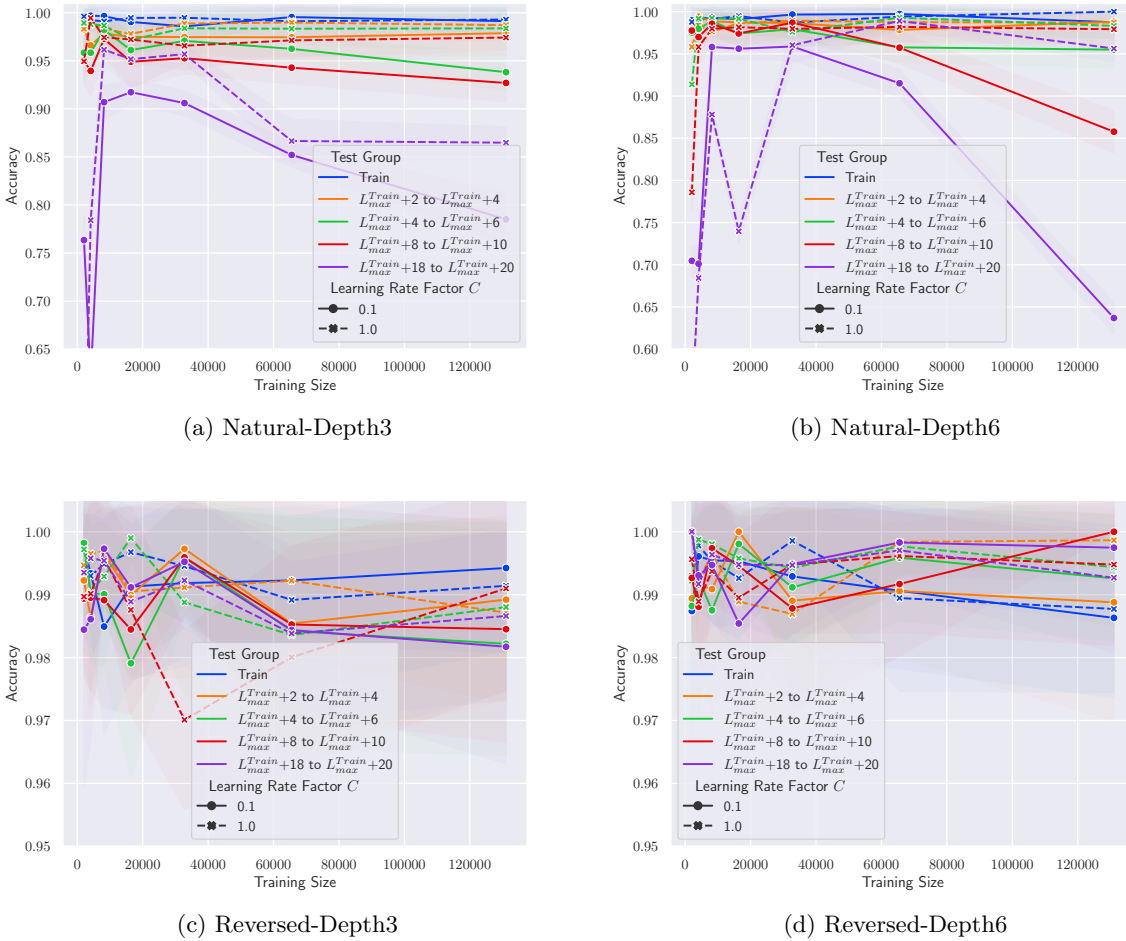


Figure 24: Model performance when trained on data with more constrained recursion depths.

## A Depth-Restricted Training

One of the important aspects of generalization in a recursive problem is generalization across depths. We experimented with depth-restricted training, controlling the maximum depth the model saw during training. Notably, the generalization performance between large and small learning rates exhibits a significant difference in natural order as shown in Figures 24a and 24b, whereas the same phenomenon did not occur in reversed order.

## B Extrapolation of Different Model Architectures

We were initially not sure whether to evaluate the tasks of interest on an encoder-only, decoder-only, or encoder-decoder transformer model. To decide, we ran preliminary experiments to evaluate these three architectures under our setup for a related toy experiment and on one of our two tasks.

Our toy experiment focused on string reversal. We trained models on strings ranging from 10 to 37 and tested up to length 50. We used three different architectures: a 2-layer encoder-decoder transformer model, a 4-layer encoder-only model, and a 4-layer decoder-only model. We trained until we achieved perfect accuracy on both the training and in-domain validation datasets. We employed the same “random-padding” strategy as in the main experiment.



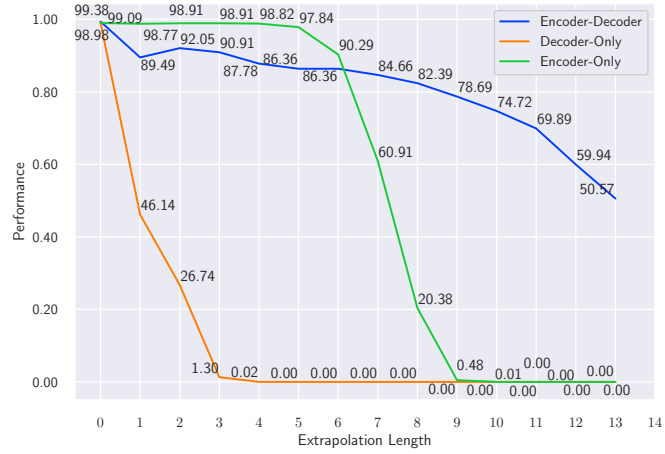


Figure 25: Performance of Extrapolation Study

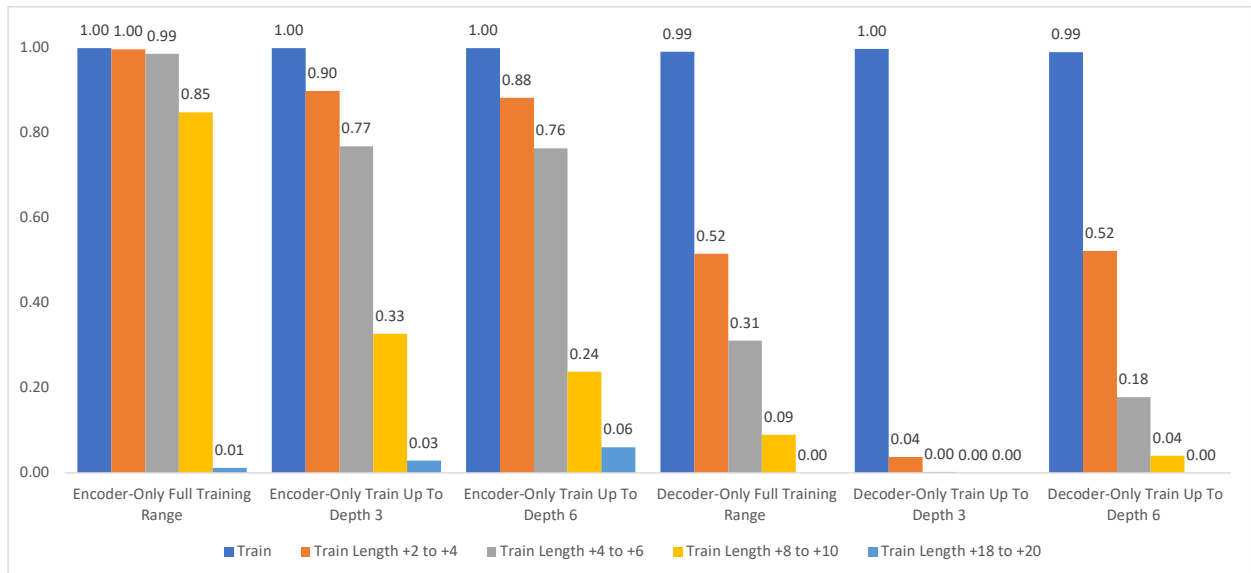


Figure 26: Accuracy of encoder-only and decoder-only transformers on natural order binary successor task.

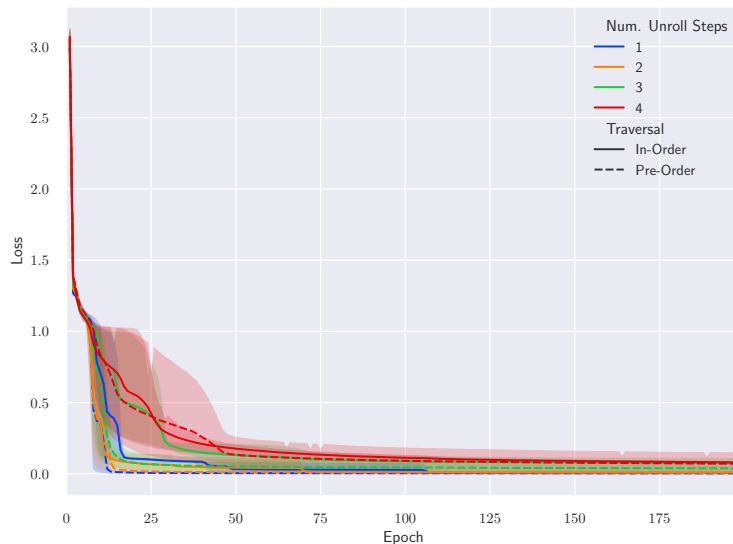


Figure 27: Tree Traversal Loss vs. Epochs

The encoder-decoder model exhibited the best extrapolation performance among the three architectures (Figure 25). Both the encoder-only and decoder-only models experienced a rapid decline in performance as the extrapolation length increased. Interestingly, we also observed that the model failed to extrapolate when trained on a fixed-length “learnable token” setup, even though we ensured that the positional embeddings were seen during training. Moreover, the model also struggled to extrapolate when padding was not applied.

The results of the encoder-only and decoder-only transformers on the natural order binary successor task (each with four layers) are presented in Figure 26.

### C Sketch of Proof: Single layer transformer can solve one-step reduction of binary successor task.

Let us assume, for simplicity, 4 types of tokens:  
 $S, 01, X0, X1$ .

We assume the token embeddings to be one-hot

$$Emb([BOS]) = [0, 0, 0, 0, 0, 0, 0, 0]$$

$$Emb(S) = [1, 0, 0, 0, 0, 0, 0, 0]$$

$$Emb(X0) = [0, 1, 0, 0, 0, 0, 0, 0]$$

$$Emb(X1) = [0, 0, 1, 0, 0, 0, 0, 0]$$

$$Emb(01) = [0, 0, 0, 1, 0, 0, 0, 0]$$

.

We assume the  $W_Q$  matrix to extract the positional encoding of the previous token.

Assuming the positional encoding is one-hot encoding of length  $L$ , the  $W_Q$  should be able to obtain the one-hot encodings of the preceding positions of each location (A permutation matrix).  $W_K$  should output  $0, 1, \dots, L$  (i.e. identity matrix).  $W_V$  should return token embedding of that token.

Assuming causal mask and residual connection after Softmax: attention output  $AttnOut = Softmax(QK^T)V + X$  where  $X$  is the input to this layer. The goal is to encode the tokens preceding each token into the second four slots of the embedding vector.  $[BOS]$  token, with embedding vector being  $\mathbf{0}$ , will be written as 0 to its succeeding token’s output vector. For simplicity, we write each entry in the output of this layer  $[x, y]$  where  $x$  is the token embedding of this entry,  $y$  is that prior to this entry.

The MLP is supposed to perform a simple non-linear operation on the output such that

```

Procedure BinarySuccessorNaturalOrder
  Input: BinarySequence b
  Output: BinarySequence b'
  HyperParameters: maxDecodingLength
  Initialize decodingCounter=1, isInRecursion=False
  Initialize BinarySequence b' = [<s>]
  recursionStartPosition, sequenceLastPosition = Model.Encoder.recognizeImportantPositions(b)
  while decodingCounter < maxDecodingLength do
    startRecursionFlag = Model.Decoder.checkIsRecursionStart(\
      Model.Decoder.positionalEncoding(decodingCounter), \
      recursionStartPosition)
    if not startRecursionFlag:
      if startRecursionFlag = Model.Decoder.checkIsLastBit(\
        Model.Decoder.positionalEncoding(decodingCounter), \
        sequenceLastPosition):
        bit = Model.Decoder.generateX1()
      else:
        bit = Model.Decoder.copy(b[decodingCounter])
    else:
      if not isInRecursion:
        isInRecursion=True
        bit = Model.Decoder.generateX1()
      else:
        bit = Model.Decoder.generateX0()
    b'.append(bit)
    if Model.Decoder.positionalEncoding(decodingCounter) == sequenceLastPosition:
      b'.append("<s>")
      return b'
    else:
      decodingCounter += 1

```

Figure 28: Reconstructed Algorithm: Natural Order

- maps the token embeddings of  $[S, X1]$  into the embeddings of  $[X1, S]$
- maps the token embeddings of  $[S, X0]$  into that of  $[-, X1]$
- maps the token embeddings of  $[S, 01]$  into that of  $[X1, 01]$
- maps the token embeddings of any other pairs to themselves.

We can implement an MLP layer such that it checks whether each pattern above occurs, and an additional condition of whether  $S$  ever appears in the input sequence. The first part can be done easily by multiplying each embedding by a matrix  $M$  with row vectors denoting the pattern, and applying non-linearity on  $Mv - 1$ . To check if  $S$  ever appeared in the sequence to determine whether or not to halt, one could simply check the first row of the output  $O$  is positive by applying non-linearity.

## D Reconstructed Algorithms

### D.1 Algorithm Reconstruction for Binary Successor

We summarized our results for the binary successor task in Section 7. Here, we provide pseudocode for the reconstructed algorithms in both the natural (Figure 28) and reverse (Figure 29) orders.

### D.2 Algorithm Reconstruction for Tree Traversals

Using the technique we introduced in 8.1, we discover the algorithms learned by the model during tree traversals. The results indicate that one head prioritizes future EMPTY and parentheses tokens, while the other focuses on the token that requires copying from the original sequence. This provides insight into the attention patterns exhibited by the model at different processing stages, highlighting the key features that the model attends to.

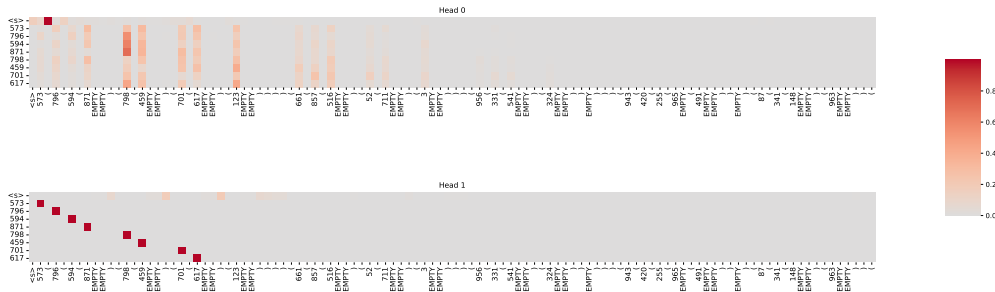
The learned transformer model employs a set of logical rules and functions facilitated by the attention mechanism for tasks such as copying tree node values or producing special tokens. It uses various types

```

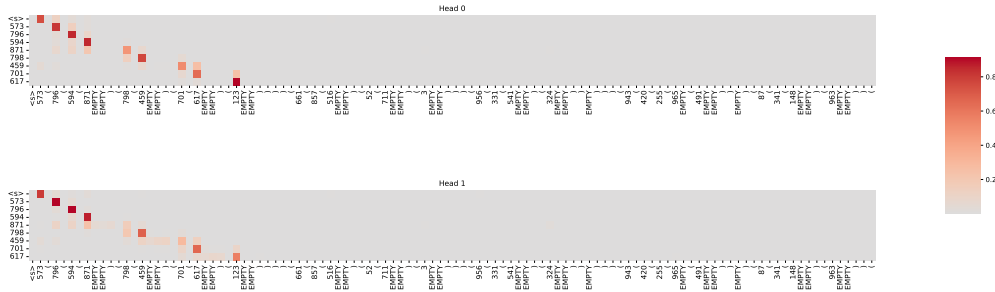
Procedure BinarySuccessorReverseOrder
Input: BinarySequence b
Output: BinarySequence b'
HyperParameters: maxDecodingLength
Initialize decodingCounter=1, isInCopyMode=False
Initialize BinarySequence b' = [<s>]
while decodingCounter < maxDecodingLength do:
  inCopyMode = Model.Decoder.hasGeneratedX1(b')
  if inCopyMode:
    bit = b[decodingCounter]
  else:
    if Model.crossAttentionCheckIfFirstX1(Model.Encoder.findFirstX1(b), \
      Model.Decoder.InternalState(b')):
      bit = Model.Decoder.GenerateX1()
    else:
      bit = Model.Decoder.GenerateX0()
  b'.append(bit)
  decodingCounter += 1
return b'

```

Figure 29: Reconstructed Algorithm: Reverse Order



(a) Layer 1 cross-attention. The model attends only to nodes, not to parentheses or EMPTY tokens.



(b) Layer 2 cross-attention. Attention is consolidated on the next node to be copied, skipping all non-node items.

Figure 30: Cross-attention on the pre-order full traversal task.

of attention to keep track of important token locations for either logical control flow or invocation of the mechanisms to produce the next token in the output sequence. In the task of in-order twice reduction, for instance, the model utilizes its attention mechanism to identify the appropriate reduction level and pinpoint the node whose values will be copied to the current output slot, as illustrated in 31b. The model combines multiple logical conditions to discern the boundary separating the remaining sub-trees and the layers set for unrolling. To generate the "UNROLL[" statement in pre-order reduction, the model's cross-attention is focused on three key positions: 1) the parenthesis immediately preceding the node where the "UNROLL[" token will be inserted, 2) the subsequent opening parenthesis, and 3) the final closing parenthesis of the subsequence that will be copied into the "UNROLL[ ]" statement.

### In-order Partial Reduction Traversal (Example: Reduce Twice, Depth 2-3)

1. The network always starts by inserting an "UNROLL[" symbol.

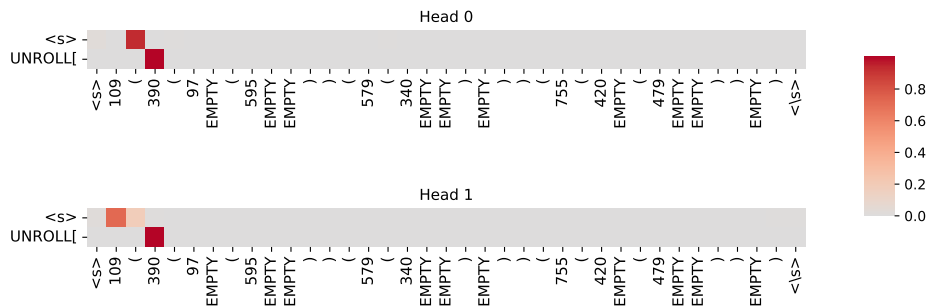
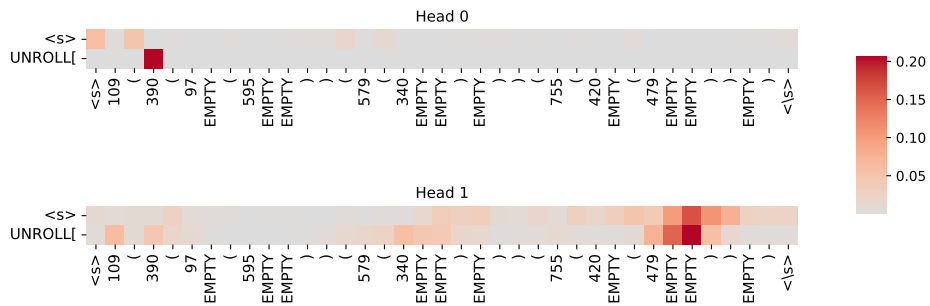
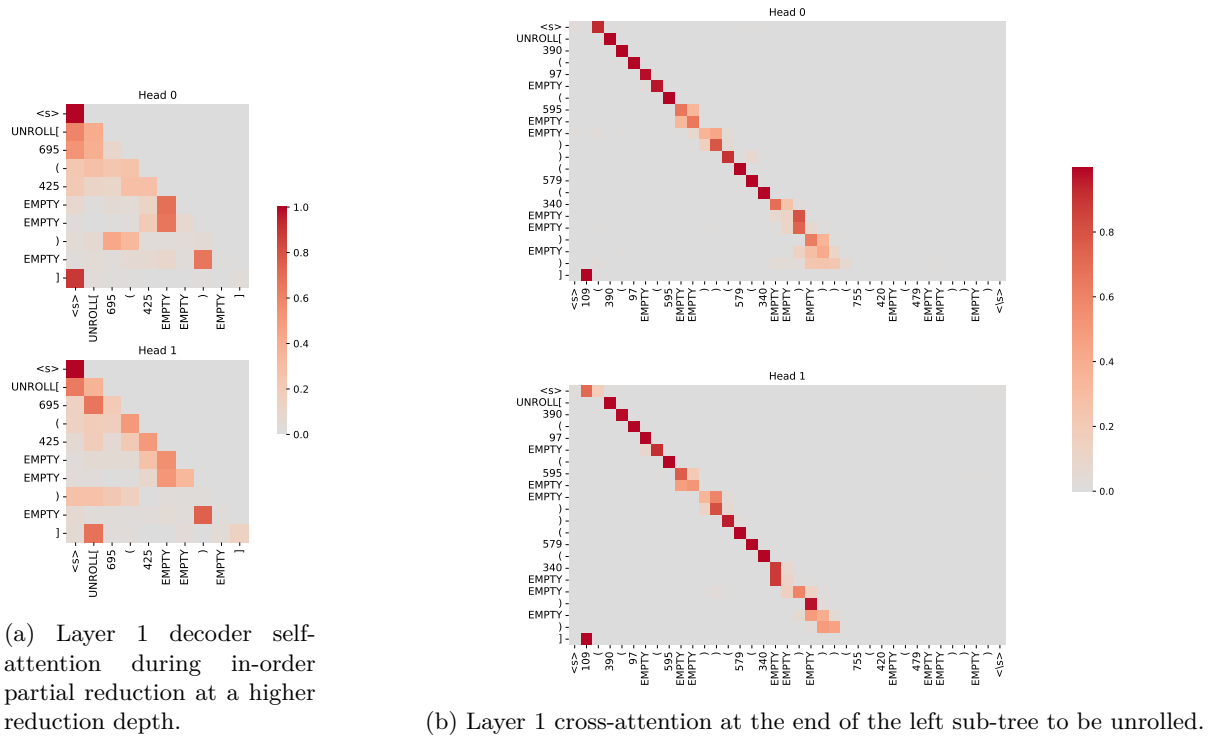


Figure 31: Cross-attention during inorder traversal task.

- 
2. Cross-attention attends to the token after peeling off two (since it is a twice-reduction) layers of parentheses and writes this token into the final token position.
  3. This process continues with the model attending to target tokens and parentheses in sequence until the first parenthesis is closed. It identifies the current depth by jointly attending to the open parentheses on the input side and the previously closed parentheses
  4. The model inserts a closing "]" bracket. The left subtree is now complete.
  5. The model attends to the token immediately preceding the closed first parenthesis and writes this token out.
  6. The model then performs the same copy operation with the right subtree.

For higher depths, the model performs essentially the same operation but additionally uses decoder self-attention to attend to the beginning and end of the relevant bracket level as per Figure 31a. The significance of this attention pattern seems to suggest that it helps the network track which parent node to copy over. For shallower reductions, the model only needs to copy over the root node at the beginning of the encoder sequence, so it does not need to track multiple parent nodes; however, for deeper trees, the model needs some indication of where the appropriate parent node can be found. Potentially, the model could use the start of the "UNROLL[" sequence as a way to point to the token immediately *after* the appropriate parent node, which could then be used as a query to find the node prior to it in the original encoder sequence.

### Pre-order Partial Reduction Traversal (Example: Reduce Twice, Depth 2-3)

1. The model begins by copying node numbers without parentheses.
2. Depending on the depth, the model is trained to output an "UNROLL[" token once two reductions have occurred. When writing out this token, cross-attention patterns of the key heads indicate that the model is attending to A). the parenthesis immediately prior to the node after which the "UNROLL[" token is to be inserted, and B). the following opening parenthesis, and C). the final closing parenthesis of the subsequence that will be copied into the "UNROLL[...]" statement. This seems to suggest that the model is keeping track of the parenthetical depth when deciding where to insert the "UNROLL[...]" wrapper.
3. In parts of the output sequence into which an EMPTY token would normally be inserted with a simple copy operation, decoder self-attention is more significant to the final logit difference. Looking at attention patterns once again, we see that the model is attending to the preceding UNROLL[ token, if present, and is likely using it as a basis for whether to output this token or not. (Subsequences inside the wrapper should contain "EMPTY" tokens, while those outside should not.)
4. The model completes the sequence with the end token (" $\backslash$ s>"). It is less clear what the model is doing here, but the most significant contributing heads attend to a combination of the final brackets and EMPTY tokens as well as the  $\backslash$ s token of the original encoder output.

### D.3 Separation of Tasks in Attention Heads

The analysis of attention patterns reveals important insights. In the in-order traversal task, Layer 1 cross-attention heads show distinct behavior: one head focuses on forward parenthesis, brackets, and EMPTY tokens, while the other attends to encoder sequence tokens linearly (Figure 19a). At Layer 2 (Figure 31d), both heads correctly attend to the token to be copied, suggesting they write out the next correct token based on Layer 0's output. Brackets and symbols play a crucial role in signaling behavior changes, particularly in steps requiring the insertion of non-consecutive symbols. Decoder self-attention heads attend to previous UNROLL[ symbols when determining the inclusion or omission of EMPTY tokens. For in-order traversal, higher depths involve attending to bracket statements for copying root nodes, unlike binary trees with a single root node. This behavior may be utilized by decoder cross-attention heads to copy the first node within the UNROLL statement.

---

Our analysis indicates that the individual encoder self-attention heads do not appear to play a significant independent role in the transformer model’s performance. This is demonstrated by our counterfactual patching experiments, which resulted in minimal changes to the network’s predictions. On the other hand, decoder cross-attention appears to be a crucial component of the transformer circuit. As the sequence progresses, however, decoder self-attention becomes increasingly important and the model takes into account the structure of the previously-generated content (especially at higher depths, where keeping track of multiple levels of parent nodes becomes vital).

#### D.4 Pseudocode for dataset generation

```
from typing import List

def S(input_binary: List[str]) -> List[str]:
    if input_binary == ['01']: # Base case
        return ['X0', '01']
    elif input_binary[0] == ['X0']: # Non-recursive case
        return ['X1'] + input_binary[1:]
    elif input_binary[0] == ['X1']: # Recursive case
        return ['X0'] + S(input_binary[1:])

from typing import List, Union

class TreeNode:
    def __init__(self, val=0, left=None, right=None):
        self.val = val
        self.left = left
        self.right = right

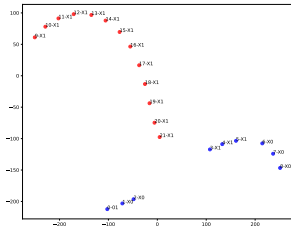
def print_tree(root: Union[TreeNode, None]) -> Union[List[str], None]:
    # Base case: If the root is None, return None to represent an empty subtree.
    if root is None:
        return None

    # Recursively print the left subtree and the right subtree.
    left_subtree = print_tree(root.left)
    right_subtree = print_tree(root.right)

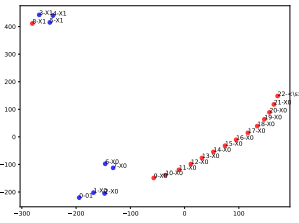
    # Construct branches for the left and right subtrees.
    if left_subtree is None:
        left_branch = ['LEAF']
    else:
        left_branch = ['('] + left_subtree + [')']

    if right_subtree is None:
        right_branch = ['LEAF']
    else:
        right_branch = ['('] + right_subtree + [')']

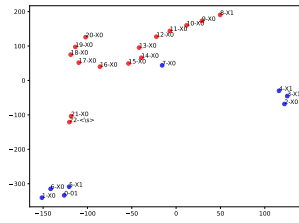
    # Construct the representation of the current tree node and its subtrees.
    tree_representation = [str(root.val)] + left_branch + right_branch
    return tree_representation
```



(a) T-SNE plot for the encoder embedding.



(b) T-SNE plot for the decoder layer 0 self-attention output (before cross-attention).



(c) T-SNE plot for the decoder layer 1 self-attention output.

Figure 32: Visualization of T-SNE plots.