

ESC: Edge-attributed Skyline Community Search in Large-scale Bipartite Graphs

Fangda Guo^{†*✉}, Xuanpu Luo^{†§*}, Yanghao Liu^{†§}, Guoxin Chen^{†§}, Yongqing Wang[†], Huawei Shen[†], Xueqi Cheng[†]

[†]CAS Key Laboratory of AI Security, Institute of Computing Technology, Chinese Academy of Sciences, Beijing, China

[§]University of Chinese Academy of Sciences, Beijing, China

{guofangda, luoxuanpu21s, liuyanghao19s, chenguoxin22s, wangyongqing, shenhuawei, cxq}@ict.ac.cn

Abstract—Due to the ability of modeling relationships between two different types of entities, bipartite graphs are naturally employed in many real-world applications. Community Search in bipartite graphs is a fundamental problem and has gained much attention. However, existing studies focus on measuring the structural cohesiveness between two sets of vertices, while either completely ignoring the edge attributes or only considering one-dimensional importance in forming communities. In this paper, we introduce a novel community model, named edge-attributed skyline community (ESC), which not only preserves the structural cohesiveness but unravels the inherent dominance brought about by multi-dimensional attributes on the edges of bipartite graphs. To search the ESCs, we develop an elegant peeling algorithm by iteratively deleting edges with the minimum attribute in each dimension. In addition, we also devise a more efficient expanding algorithm to further reduce the search space and speed up the filtering of unpromising vertices, where an upper bound is proposed and proven. Extensive experiments on real-world large-scale datasets demonstrate the efficiency, effectiveness, and scalability of the proposed ESC search algorithms. A case study was conducted to compare with existing community models, substantiating that our approach facilitates the precision and diversity of results.

I. INTRODUCTION

Numerous real-world networks are composed of community structures, making their discovery an essential problem in network analysis. Community search is a query-dependent community discovery problem aimed at finding the densest connected subgraphs containing several input queries. Due to the ever-growing number of applications, it has attracted significant attention from database professionals in recent years. In traditional community search, the focus is primarily on the network’s topological structure. However, in real-world applications, it is important not only to consider the connections between entities but also to take into account the attribute features of the entities. This is because attribute information can enhance the cohesiveness of the communities identified. Therefore, the task of community search on attributed graphs becomes particularly significant. Currently, most research can adequately address community constraints in terms of structure and attributes in scenarios involving only a single type of entity [1]–[10]. Nevertheless, when dealing with scenarios involving two different types of entities, such as collaboration networks [11], customer-product networks

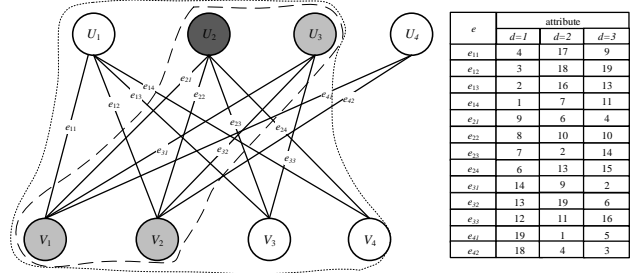


Fig. 1: Example of communities containing the query.

[12] and user-location networks [13], the resulting community tends to focus exclusively on structural cohesiveness, often disregarding the attributes. This is exemplified in approaches like the (α, β) -core [14]–[16], bitruss [17]–[19], and biclique [20]–[22], which primarily concentrate on structure.

Some researchers later proposed some methods by additionally integrating attribute information, but they only consider one-dimensional importance [23]–[25]. Generally speaking, interactions between different entities in a graph are often associated with multiple importances (i.e., weights). These methodologies overlook the multidimensional aspects of such networks and cannot capture all the cohesive communities. We aim to develop a model that can utilize both structural information and multi-dimensional attribute information to identify all cohesive communities containing the queries. For example, As illustrated in Fig 1, given a bipartite graph composed of two types of entities and a query U_2 , the algorithm identifies two cohesive communities that include U_2 : $\{U_2, U_3, V_1, V_2\}$ and $\{U_1, U_2, U_3, V_1, V_2, V_3, V_4\}$. These communities are mutually exclusive and both represent the largest connected subgraphs.

In this study, we aim to design a comprehensive method that takes into account the structural information of the graph, the multi-dimensional attribute information on the edges, and the graph’s cohesiveness. The objective is to identify vertices in the bipartite graph that are structurally closest to the query and have the most similar attribute values, along with the corresponding edges, in order to obtain all the high-importance communities that meet the criteria. Refining the foundation laid by previous research and informed by our analytical insights, we characterize the issue at hand as the Community Search Problem within Bipartite Graphs Featuring Multi-dimensional Edge Attributes. The communities delineated

* Equal contribution.

by our approach are hereby termed **Edge-attributed Skyline Community (ESC)**.

Challenges. First, traditional models such as k -core and k -truss are widely used to solve the community search problem on unipartite graphs, by relying on structural constraints. However, extending these methods to bipartite graphs presents a significant challenge, as traditional approaches only consider structural constraints without utilizing attribute information. Second, a model for community search on bipartite graphs based on one-dimensional vertex attributes has been proposed by [24], but extending this method to edge-attributed bipartite graphs presents another challenge. Third, most community search methods have been designed for one-dimensional attributes, and incorporating both structural constraints and high-dimensional attribute information presents the greatest challenge in the problem defined in this paper.

The ESC model proposed by us plays a significant role in various practical scenarios and finds extensive applications in multiple domains.

Applications. The application scenarios are listed as follows:

- *Recommendation Systems.* Community search models can be applied in recommendation systems to identify communities of users with similar preferences or behavior. The relationship between users and items can be modeled as a bipartite graph. Furthermore, there are various connections between users and items, such as preference levels, click-through rates, retention rates, and so on. The ESC model enables the provision of personalized recommendations, collaborative filtering, and targeted advertising.

- *Intelligent Transportation Analysis.* By employing the Community Search models, the transportation network can be divided into distinct traffic flow groups or modes. This aids transportation planners in better understanding different types of transportation demand and travel behavior, providing guidance for optimizing and improving transportation networks. For instance, in the context of DiDi Hitch (a carpooling service), we can model passengers and their frequently chosen destinations. By applying the ESC model, we can more efficiently match passengers with similar or nearby destinations, thereby reducing passenger waiting time.

- *Bioinformatics analysis.* In bioinformatics, bipartite graphs can be used to model complex biological relationships, such as the interactions between drugs and their targets. One set of vertices in the bipartite graph represents drug molecules, while the other set represents the biological targets they act upon (usually proteins). Edges in the graph represent the interactions between drugs and their potential targets. Attributes on these edges may include numerical property information such as the drug’s affinity for the target and pharmacological parameters. By employing the ESC model, we can search for cohesive communities in response to a given query, revealing the mechanisms of action for new drugs or the potential for drug repurposing. Through these analyses, bioinformaticians can gain a deeper understanding of biological complexity and provide new strategies for disease treatment.

Contribution. Finally, we list our main contributions:

- We proposed ESC model on bipartite graph structures while considering the query and transferring the vertex weight attribute to the edge weight attribute.
- We overcame the limitation of previous community search models that only considered structural constraints. Our model simultaneously considers both structural constraints and attribute information.
- Unlike the majority of previous community search models that only considered one-dimensional attribute information, our proposed model can utilize high-dimensional attribute information to find the final communities.
- We develop an elegant peeling algorithm by iteratively deleting edges with the minimum attribute in each dimension. In addition, we also devise a more efficient expanding algorithm to further reduce the search space and speed up filtering of unpromising vertices, where a pseudo upper bound is proposed and proven.

II. PROBLEM STATEMENT

Before giving a formal definition of our problem in this paper, we first introduce some definitions that need to be used.

Definition 1: (Bipartite Graph) A bipartite graph is a graph whose vertices can be divided into two disjoint sets such that every edge connects a vertex from one set to a vertex from the other set.

The bipartite graph is denoted by $G = (U, L, E, X)$, where U and L denote the sets of upper and lower vertices, respectively, and E represents the set of edges in G . The edges in G have d numerical attributes, which are denoted by X_i , where $X_i \in X$ and X_i is a d -dimensional vector. Let $|*|$ denote the modulo operation. We have $|U| + |L| = n$ and $|E| = m$. Our problem is defined over a bipartite graph G . Next, we introduce some relevant definitions below.

Definition 2: ((α, β)-core) Given a bipartite graph $G = (U, L, E, X)$, an (α, β) -core is a connected subgraph where the degree of vertices in the upper layer is at least α , and the degree of vertices in the lower layer is at least β .

Definition 3: (Significance) Given a bipartite graph $G = (U, L, E, X)$ with edge attributes, we define the significance of G on the i^{th} dimension (for $i = 1, 2, \dots, d$) as:

$$f_i(G) = \min_{e \in |E|} X_i^e \quad (1)$$

In brief, significance represents the minimum attribute value of all edges in the i^{th} dimension.

Definition 4: (Domination) Given two bipartite graphs $G = (U, L, E, X)$ and $G' = (U', L', E', X')$, if $f_i(G) \leq f_i(G')$ (for $i = 1, 2, \dots, d$) and there exists $f_i(G) < f_i(G')$ for certain i , we call G' dominates G , denoted by $G \preceq G'$.

The significance of a graph serves as a lower bound for a specific attribute dimension. Graphs with higher significance demonstrate superior cohesion in terms of attributes. For example, in the user-movie rating network, the one-dimensional edge attribute value signifies the score assigned by a user to a specific movie. Users with higher ratings for particular

movies are more likely to be part of the same community. In our paper, we designate the ultimate output subgraph as an ESC. This subgraph should not be dominated by others, as any dimension's significance smaller than that of other subgraphs implies that this subgraph is not an optimal solution. Next, we will provide a detailed definition of the ESC.

Definition 5: (Edge-attributed Skyline Community(ESC)) Given a bipartite graph $G = (U, L, E, X)$, α, β and query q , where X is the multi-dimensional attribute values on edges. An ESC is a connected subgraph $H = (U_H, L_H, E_H, X_H)$ of G such that it satisfies the following properties:

- 1) *Cohesive property*: H is an (α, β) -core which contains q .
- 2) *Skyline property*: there does not exist a subgraph H' of G such that H' is an (α, β) -core and $H \prec H'$.
- 3) *Maximal property*: there does not exist a subgraph H' of G such that (1) H' is an (α, β) -core, (2) H' contains H , and (3) $f_i(H) = f_i(H')$ for all $i = 1, \dots, d$.

The definition of an ESC has three key properties. Firstly, the cohesive property ensures that the connected subgraph contains the query and uses (α, β) -core to restrict the connected subgraph's structure. Secondly, the skyline property ensures that the connected subgraph will not be dominated by other connected subgraphs, and it represents one of the best solutions. Finally, the maximal property guarantees that the final connected subgraph is the largest among the connected subgraphs that satisfy the constraint conditions, aiming to include as many members as possible in the connected subgraph.

ESCS-Problem: Given a bipartite graph G , a query q , and parameters α and β for structural constraints, the problem is aimed to search all ESCs containing q , where each ESC H cannot be dominated by any other ESC H' .

Example 1: We use an example to illustrate the definition of an ESC. In Fig. 1, a bipartite graph is given with three-dimensional edge attributes. In this example, we only consider two-dimensional attribute values. Without loss of generality, assume that u_2 is a query, $\alpha = \beta = 2$. We get two ESCs H_1 and H_2 , which are enclosed in a dotted circle. H_1 is formed by the set of points u_2, u_3, v_1, v_2 , H_2 is formed by the set of points $u_1, u_2, u_3, v_1, v_2, v_3, v_4$. H_1 and H_2 contain query and are (α, β) -cores. The significance of H_1 is $f(H_1) = (8, 6)$, and the significance of H_2 is $f(H_2) = (1, 7)$, they cannot be dominated by other (α, β) -cores.

III. PEELING-BASED ALGORITHM

In the previous section, we provided the definition of ESC. To find ESCs on large-scale bipartite graphs, we propose algorithms that combine (α, β) -core structural constraints with attribute information. Generally speaking, on large-scale bipartite graphs, the gap between the size of the ESC and the size of the original graph will significantly affect the time complexity. We propose two distinct algorithms to address efficiency disparities in scenarios with varying size gaps: a peeling algorithm for large-size disparities and an expanding algorithm for smaller-size disparities. The peeling algorithm

is based on the idea of peeling edges from the original graph, that is, according to the rule, iteratively deletes the edges that do not meet the current condition, and stops the iteration when all the edges meet the condition. Since the peeling algorithm is based on the idea of deleting edges, when the difference between the ESC scale and the original graph size is slight, the peeling algorithm deletes fewer edges and is more efficient.

The attribute value dimension of the bipartite graph is represented by d . To analyze the multi-dimensional edge weight attribute value of the bipartite graph, we divide it into four categories: $d = 1$, $d = 2$, $d = 3$, and $d > 3$. By doing this, we can easily obtain the recurrence relationship.

A. Peeling algorithm for the case $d = 1$

In bipartite graphs where attribute values possess a single dimension, the peeling algorithm employs an edge deletion strategy. This process initiates with the algorithm arranging the edges according to their attribute values in ascending order. It then proceeds to eliminate the edge with the minimal attribute value iteratively. This removal continues until the formation of an (α, β) -core is no longer feasible, or the queried vertex ceases to exist within the current (α, β) -core. The algorithm terminates upon reaching this juncture.

At this point, the obtained (α, β) -core is referred to as an ESC. However, this method has limitations; the aforementioned approach, in each iteration, can only delete a single edge, leading to relatively low efficiency. This study introduces a pruning methodology aimed at optimizing the efficiency of edge deletion in each iteration through the implementation of Depth-First Search (DFS). The methodology encompasses the following steps: Initially, for the edge exhibiting the lowest attribute value in the current graph, we assess if both terminal vertices adhere to the (α, β) -core structural constraint(line 11-14). Edges that conform to the criteria are immediately removed(line 15), whereas a round of DFS commences from vertices that do not meet the constraints. The process involves a recursive traversal of adjacent vertices, continuing until every vertex adheres to the structural constraint(line 22-27). Upon reaching this state, the algorithm ceases operation and proceeds to eliminate all vertices and their associated edges that failed to meet the constraint throughout this process. This optimization strategy effectively reduces the number of iterations required in the algorithm. The specific algorithm is shown in Algorithm 1. Among these, the purpose of the function **DFSCore** is to determine whether the vertex satisfies the (α, β) -core structural constraints and to delete the vertices and their connected edges that do not satisfy the structural constraints.

Time Complexity: Assuming that the number of edges in G is m and of vertices is n . Generally speaking, the time complexity of obtaining (α, β) -core from the graph is $O(m + n)$. The basic idea involves removing one edge in each iteration and checking for the presence of (α, β) -core. Consequently, the time complexity is $O(m \cdot (n + m))$. In contrast, the approach with pruning strategies, on average, results in each vertex having m/n neighbors. Therefore, the

Algorithm 1: PeelingDim1

Input: $G, \alpha, \beta, q, I, d, F$
Output: f_d

```
1  $G \leftarrow$  delete all the edges in  $G$  that violate  $I$ ;  
2  $G(q) \leftarrow$  the maximal  $(\alpha, \beta)$ -core contained  $q$ ;  
3  $f_d \leftarrow f_d(G(q))$ ;  
4 while  $G(q)$  is not empty do  
5    $w_{min} \leftarrow$  the smallest value on  $d$ -th dimension;  
6   foreach  $edge(u, v)$  in  $G(q)$  do  
7      $visited(u, v) \leftarrow 0$ ;  
8   foreach  $(u, v) \in G(q)$  with  $w(u, v) = w_{min}$  do  
9     if  $(u, v) \in F$  then break;  
10     $S = \emptyset$ ;  $visited(u, v) = 1$ ;  
11     $flag \leftarrow DFSCom(u, q, \alpha, \beta, S, F)$ ;  
12    if  $flag = 0$  then break;  
13     $flag \leftarrow DFSCom(v, q, \beta, \alpha, S, F)$ ;  
14    if  $flag = 0$  then break;  
15     $remove(u, v)$  from  $G(q)$ ;  
16     $f_d \leftarrow max(f_d, f_d(G(q)))$ ;  
17 Return  $f_d$ ;
```

Function $DFSCom(u, q, \alpha, \beta, S, F)$:

```
18 if  $u = q$  and  $deg(u, G(q)) = \alpha$  then return 0;  
19  $update$  the degree of  $u$ ;  
20 if  $deg(u, G(q)) < \alpha$  then  
21   foreach  $v' \in N(u)$  and  $visited(u, v') = 0$  do  
22      $visited(u, v') = 1$ ;  
23      $remove(u, v')$  from  $G(q)$ ;  
24      $S \leftarrow S \cup (u, v')$ ;  
25     if  $(u, v') \in F$  or  $DFSCom(v', q, \beta, \alpha, S, F) = 0$  then  
26        $G(q) \leftarrow S \cup G(q)$ ;  
27       return 0;  
28    $S = \emptyset$ ;  
29 return 1;
```

average algorithm can reduce m/n checks, leading to a time complexity of $O((m - m/n) \cdot (n + m))$.

Completeness: The algorithm's completeness is demonstrated below. Assuming there exists another ESC H' that contains edges not present in the current ESC H . It must satisfy at least one of the following two conditions: (1) it contains edges with attribute values smaller than $f(H)$, which contradicts the definition of $f(H')$ and is not possible; or (2) it contains edges with attribute values greater than $f(H)$, which were removed because the two vertices they connect do not satisfy the structural constraints. When H' adds these edges to the community, it must also add edges with attribute values smaller than $f(H)$ in order to satisfy the (α, β) -core constraint, which contradicts the definition of $f(H')$ and is not possible. Therefore, it is not possible to have another ESC.

B. Peeling algorithm for the case $d = 2$

The edge peeling strategy can still be extended to the two-dimensional case. Utilizing a dimensionality reduction strategy, the attribute values in two dimensions are effectively decomposed into two separate sets of one-dimensional attribute values. Within the context of the given subgraph, a one-dimensional peeling algorithm is methodically applied to the attribute values along each dimension. It is imperative, however, to acknowledge that while executing the peeling process on edges based on one dimension's attribute values, the alterations in the subgraph structured according to the attribute values of the alternate dimension must be meticulously considered. According to the definition of ESC, the following lemma can be derived:

Algorithm 2: PeelingDim2

Input: $G, \alpha, \beta, q, I, F$
Output: R

```
1  $f_2 \leftarrow$  PeelingDim1( $G, \alpha, \beta, q, I, 2, F$ );  
2  $R \leftarrow \emptyset$ ;  
3 while  $f_2 > 0$  do  
4    $I' \leftarrow I.update(\{X_2^i \geq f_2\})$ ;  
5    $f_1 \leftarrow$  PeelingDim1( $G, \alpha, \beta, q, I', 1, F$ );  
6    $R \leftarrow R \cup \{(f_1, f_2)\}$ ;  
7    $I' \leftarrow I.update(\{X_1^i > f_1\})$ ;  
8    $f_2 \leftarrow$  PeelingDim1( $G, \alpha, \beta, q, I', 2, F$ );  
9 return  $R$ ;
```

Lemma 1: Without loss of generality, assuming that there exist n ESCs H_i , ($i = 1, 2, \dots, n$) in the bipartite graph G with two-dimensional attribute values. Then, the significance of each dimension corresponding to different ESCs can be related as follows:

$$\begin{aligned} f_1(H_1) < f_1(H_2) < \dots < f_1(H_i) < \dots < f_1(H_n) \\ f_2(H_1) > f_2(H_2) > \dots > f_2(H_i) > \dots > f_2(H_n) \end{aligned} \quad (2)$$

Proof: Suppose there exist two ESCs, denoted as H_i and H_j , which contravene the stipulated lemma. Under this assumption, it follows that $f_1(H_i) < f_1(H_j)$, $f_2(H_i) \leq f_2(H_j)$, leading to a scenario where H_j dominates H_i . This dominance, however, stands in contradiction to the intrinsic definition of an ESC. Without loss of generality, let's assume there are three ESCs H_i , H_j , and H_k that do not satisfy the Lemma 1. In this case, $f_1(H_i) < f_1(H_j) < f_1(H_k)$, and either $f_2(H_i) > f_2(H_k) > f_2(H_j)$ or $f_2(H_k) > f_2(H_i) > f_2(H_j)$. In both instances, H_k emerges as the dominant ESC, thereby negating the ESC's fundamental definition, Q.E.D. \square

Based on Lemma 1, Algorithm 2 is proposed. Initially, Algorithm 1 is employed to obtain the maximum significance $f_2(H_1)$ for the first ESC. This value is set as the initial value for the current f_2 (line 1). Subsequently, edges with $X_2^e < f_2(H_1)$ are removed from the G . On the processed graph, Algorithm 1 is applied based on the first-dimensional attribute values, updating the minimum significance $f_1(H_1)$ for the current ESC(line 4-5). Following this, edges with $X_1^e \leq f_1(H_1)$ are removed from the G . On the processed graph, the Algorithm 1 is invoked based on the second-dimensional attribute values, updating the value of f_2 as the next ESC's $f_2(H_2)$ in the second dimension(line 7-8). This process is repeated until the specified (α, β) -core structure cannot be satisfied or the query is not present in the processed graph. The algorithm halts, and all ESCs related to the queries are obtained.

Time Complexity: Considering a scenario where there are actually ϵ ESCs, there will be ϵ rounds of iterations. The one-dimensional peeling algorithm needs to be called twice in each iteration, so the time complexity is $O(\epsilon \cdot (m - m/n) \cdot (n + m))$.

Completeness: Suppose there exists an undiscovered ESC H . According to Lemma 3, we have $f_1(H_i) < f_1(H) < f_1(H_{i+1})$ and $f_2(H_j) > f_2(H) > f_2(H_{j+1})$. Assuming $i < j$, we have $f_1(H_i) < f_1(H) < f_1(H_j)$. Also, since $f_2(H_j) > f_2(H)$, H_j dominates H , thus H cannot exist. The same can be proven when $i > j$. Therefore, Algorithm 2 is complete.

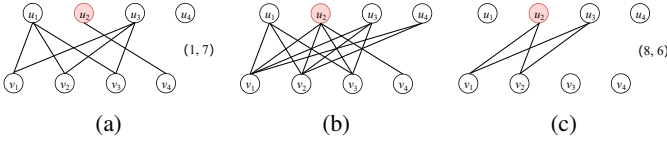


Fig. 2: An example of peeling in case $d = 2$.

Example 2: Referring to Fig 1, the process of Algorithm 2 is explained as follows. Initially, Algorithm 1 is invoked on the attribute values of the second dimension to obtain an upper bound of $f_2(H_1)$, which is 7. Subsequently, all edges in the original graph G with $X_2^e < f_2(H_1)$ are removed. Algorithm 1 is then applied to the attribute values of the first dimension, yielding $f_1(H_1) = 1$, resulting in the first $H_1 = (1, 7)$ as depicted in Fig 2(a). Next, all edges in the original graph G with $X_1^e > f_1(H_1)$ are retained, as shown in Fig 2(b). Algorithm 1 is called upon again to update $f_2(H_2)$. This iterative process continues until $f_2 = 0$. At this point, as illustrated in Fig 2(c), another ESC $H_2 = (8, 6)$ is obtained.

C. Peeling algorithm for the case $d = 3$

Dimensionality reduction methods can still be applied to the case of high-dimensional attributes. However, Lemma 3 derived from Algorithm 2 cannot be extended to the case of higher-dimensional attribute values. Thus, this study implements an alternate Algorithm 4. The initial step encompasses the derivation of all potential values of $f_3(H_i)$.

For obtaining $f_3(H_i)$, the specific Algorithm 3 is as follows: in the process of gradually removing the edge with the smallest X_d (line 7), Algorithm 3 records each X_d that makes the subgraph contain (α, β) -core (lines 4-9). These recorded values constitute all possible significances for ESCs on d^{th} dimension.

Subsequently, the methodology involves iterating through set F_3 , which encompasses all conceivable values $f_3 \in F_3$ (line 1). In each iteration, edges with $X_3^e \leq f_3$ are systematically removed from the G . Following this step, Algorithm 2 is applied to the processed subgraph, eliminating redundant edges based on information from the other two dimensions (line 7). This procedure results in the identification of all ESCs relevant to the queries.

Time Complexity: To obtain all possible f_3 of ESCs, it requires the time complexity of $O((m - m/n) \cdot (n + m))$. Algorithm 2 needs to be invoked in each iteration, and the upper bound on the number of iterations is m . Consequently, the final time complexity is $O(m \cdot (m - m/n) \cdot (n + m))$.

Completeness: Since Algorithm 1 achieves its goal through step-by-step removing edge, obtaining all possible $f_3(H_i)$ is exhaustive. If there were any other $f_3(H_i)$ present, it would be impossible to form an (α, β) -core. Based on this, a proof by contradiction is employed. When fixing the $f_3(H_i)$, assume the existence of an ESC H' in the subgraph on the other two dimensions that Algorithm 2 did not find. Since the completeness of Algorithm 2 has been established, H' must be dominated by the already identified ESCs, contradicting the definition of ESC. Therefore, there are no ESC solutions

Algorithm 3: GetCandVal

Input: G, α, β, q, d
Output: T_d

- 1 $T_d \leftarrow \emptyset$;
- 2 $G(q) \leftarrow$ maximal (α, β) -core contained q of G ;
- 3 **while** $G(q)$ is not empty **do**
- 4 f_d is the smallest value of $G(q)$ in d -th dimension;
- 5 $T_d \leftarrow T_d \cup f_d$;
- 6 $e = (u, v) \leftarrow e \in G(q)$ and $X_d^e = f_d$;
- 7 remove e from $G(q)$;
- 8 DFS($G(q), u, \alpha, \beta$);
- 9 DFS($G(q), v, \beta, \alpha$);
- 10 $G(q) \leftarrow$ maximal (α, β) -core contained q of $G(q)$;
- 11 **return** T_d ;

Function DFS(G, u, α, β):

- 12 **if** $deg(G, u) \leq \alpha$ **then return**;
- 13 **else**
- 14 **foreach** $v \in N(u)$ **do**
- 15 remove (u, v) from G ;
- 16 DFS(G, v, β, α);
- 17

Algorithm 4: PeelingDim3

Input: $G, \alpha, \beta, q, I, F$
Output: R

- 1 $F_3 \leftarrow$ GetCandVal($G, \alpha, \beta, q, 3$); $R \leftarrow \emptyset$;
- 2 $S \leftarrow \emptyset$; Sort F_3 in a decreasing order;
- 3 **foreach** $f_3 \in F_3$ **do**
- 4 $e \leftarrow$ the edge $X_3^e = f_3$; $F \leftarrow F \cup e$;
- 5 **if** (X_1^e, X_2^e) is dominated by any in S **then continue**;
- 6 $I' \leftarrow I.update(\{X_3 \geq f_3\})$;
- 7 $T \leftarrow$ PeelingDim2($G, \alpha, \beta, q, I', F$); $S \leftarrow S \cup T$;
- 8 **foreach** $(f_1, f_2) \in T$ **do**
- 9 $R \leftarrow R \cup \{f_1, f_2, f_3\}$;
- 10 **return** R ;

overlooked by the algorithm, and the completeness of the algorithm is established.

D. Peeling algorithm for the case $d > 3$

For cases where the attribute value dimensionality exceeds three, the extension of Algorithm 4 is applicable. So we proposed Algorithm 5. Initially, all possible $f_d(H_i)$ are obtained, denoted as F_d (line 2). Subsequently, each value f_d in F_d is iterated through (line 4). During each iteration, edges with d_{th} dimensional attribute values $X_d^e \leq f_d$ are removed from the G . The $(d-1)_{th}$ dimensional peeling algorithm is then applied to the remaining subgraph based on the other dimensions, iteratively reducing the dimensionality until reaching three dimensions (line 7-11). Subsequently, Algorithm 4 is invoked to obtain all ESCs relevant to the queries. Additionally, this paper introduces a pruning strategy to enhance computation speed and avoid redundant calculations. In each iteration of the aforementioned method, the significance f_d for ESC is fixed in a specific dimension, implying that the edge e with $X_d^e = f_d$ is certainly present in the current subgraph. Consequently, the upper bounds for the significances in the other dimensions of ESC corresponding to f_d are determined by the attribute values of edge e in those dimensions. Thus, if the attribute values of edge e in the other dimensions are dominated by the significances generated for the corresponding dimensions of previously identified ESCs, there is no ESC corresponding

Algorithm 5: PeelingDimN

Input: $G, \alpha, \beta, q, I, F, d$
Output: R

```
1 if  $d=3$  then return PeelingDim3( $G, \alpha, \beta, q, I, F$ );
2  $F_d \leftarrow \text{GetCandVal}(G, \alpha, \beta, q, d)$ ;  $R \leftarrow \emptyset$ ;
3 Sort  $F_d$  in a decreasing order;  $S \leftarrow \emptyset$ ;
4 foreach  $f_d \in F_d$  do
5    $e \leftarrow$  the edge  $X_q^e = f_d$ ;  $F \leftarrow F \cup e$ ;
6   if  $(X_1^e, X_2^e, \dots, X_{d-1}^e)$  is dominated by any in  $S$  then continue;
7    $I' \leftarrow I.\text{update}(\{X_d \geq f_d\})$ ;
8    $T \leftarrow \text{PeelingDimN}(G, \alpha, \beta, q, I', F, d-1)$ ;  $S \leftarrow S \cup T$ ;
9   foreach  $(f_1, f_2, \dots, f_d) \in T$  do
10     $R \leftarrow R \cup \{f_1, f_2, \dots, f_d\}$ ;
11 return  $R$ ;
```

to the value f_d . Through this pruning strategy, computation speed can be accelerated(line 5-6).

Time Complexity: The time complexity of Algorithm 5 can be derived from Algorithm 4 since the entire algorithm operates through iterative recursion. Let the upper bound on the number of iterations in each round be m , for a bipartite graph with d -dimensional attributes, it requires at most m^{d-1} iterations. Therefore, the time complexity is $O(m^{d-1} \cdot (m - m/n) \cdot (n + m))$.

IV. EXPANDING ALGORITHM

Another approach to obtaining ESCs from the entire graph is based on the concept of expanding edges. This methodology exhibits higher efficiency when dealing with small-scale ESCs, as it only requires the extension of a small number of edges on an initially empty graph to derive the final results. We continue to discuss the expand algorithm according to the same scenarios in the peeling algorithm.

Simultaneously, since the ESC search task involves queries, corresponding lemmas can be deduced based on the queries. These lemmas facilitate pruning operations during the search process, avoiding redundant computations. Additionally, when combined with the queries, the (α, β) -core that restricts the ESC structure can deduce lower bounds on ESC significances and their corresponding relationships, thereby further reducing the algorithm's time consumption.

A. Expanding algorithm for the case $d = 1$

When designing an algorithmic strategy for the dimensionality equals to 1, a naive approach involves sorting the edges of the original graph based on attributes. The iteration then consists of continually adding the edge with the maximum value to an empty graph until it can form an (α, β) -core containing all the queries, at which point the process halts. However, due to the limitation of adding only one edge per iteration, this method is relatively inefficient.

This study leverages the inherent requirement that queries must reside within the ESC and proposes Lemma 2 as a strategic approach to ascertain the upper bound of f_1 in ESC.

Lemma 2: Given the query vertex q , the degree constraint on the layer containing q is α . The set of attribute values for edges connected to q is denoted as N_E . The upper bound of the attribute of the ESC, which includes q , is the α^{th} maximal value in the sorted set N_E .

Algorithm 6: ExpandingDim1

Input: G, α, β, q, d
Output: R

```
1  $G^* \leftarrow \emptyset, C^* \leftarrow \emptyset, R \leftarrow \emptyset, \text{count} = \alpha$  or  $\beta$ ;
2 To obtain the  $\text{count}^{\text{th}}$  largest value  $f$  of  $X_2^i$  for all edges connected to the
   $q$ ;
3 while  $|E(G)| \geq |E(G^*)|$  do
4   add all edges with  $X_1^i$  greater than  $f$  to  $G^*$ ;
5    $C^* \leftarrow$  get connected subgraph in  $G^*$ ;
6   if  $C^*$  has changed and  $C^*$  satisfies the lemma 3 and lemma 4 then
7     if  $q$  in  $C^*$  then
8        $H \leftarrow$  get the  $(\alpha, \beta)$ -core from  $C^*$ ;
9     if  $q$  in  $H$  then
10       $R \leftarrow H$ ; break;
11     $\text{count} \leftarrow \text{count} + 1$ ;
12     $f \leftarrow$  the  $\text{count}^{\text{th}}$  largest value of  $X_1^i$  for all edges in  $G$ ;
13 return  $R$ ;
```

Proof: Using a proof by contradiction, let $X_{\alpha^{\text{th}}}$ represent the α^{th} maximal value in the set of edge attribute values connected to the query q . If $\text{upper} > X_{\alpha^{\text{th}}}$, since q must be part of the ESC, it must satisfy the structural constraints. Consequently, q must be connected to at least α edges. However, in this scenario, the upper bound cannot satisfy the degree constraint for q , leading to a contradiction. If $\text{upper} < X_{\alpha^{\text{th}}}$, assuming that $X_{\alpha^{\text{th}}}$ forms an ESC with respect to f_1 , this contradicts the definition of upper bound. Hence, the assumption is invalid, and Lemma 2 is established. \square

By applying Lemma 2 to determine an upper bound, the method is tailored to incorporate only those edges where $X_1^e \geq \text{upper}$, a strategy that proficiently eliminates a multitude of potential loops, thereby markedly enhancing time efficiency. If the edges recently integrated fail to constitute an (α, β) -core encompassing the queries, the process necessitates continued iterations, sequentially incorporating remaining edges with the highest attribute values into the current graph. Furthermore, this study integrates insights from Lemma 3 and Lemma 4, as cited in [23], to further curtail the number of iterations and amplify efficiency. This culminates in the introduction of Algorithm6, a novel approach specifically devised to tackle the ESC search problem.

Lemma 3: If a connected subgraph C^* contains an ESC H , then there must be:

$$\alpha\beta - \alpha - \beta \leq |E(C^*)| - |U(C^*)| - |L(C^*)| \quad (3)$$

Lemma 4: If a connected subgraph C^* contains an ESC H , then: C^* has at least β vertices of degree α and α vertices of degree β .

Algorithm 6 initiates by setting up an empty graph G^* to accumulate the added edges. Subsequently, another empty graph, C^* , is established to denote the connected subgraph within G^* . According to Lemma 2, we utilize the upper bound as a threshold to include all edges $X_1^e > \text{upper}$ in G^* (lines 2-4). The subsequent phase involves evaluating whether the current configuration of C^* can evolve into an inclusive ESC (lines 7-10). The strategic implementation of Lemma 3 and Lemma 4 plays a pivotal role in diminishing the frequency of these assessments. In scenarios where C^* either fails to materialize an ESC or does not align with the stipulations of

the two lemmas, the iteration process persists, encompassing the addition of further edges to G^* (lines 11-12).

Time Complexity: Assuming the graph G has m edges and n vertices, the algorithm initially requires sorting the edges based on attribute values, with the time complexity of $O(m \cdot \log m)$. Simultaneously, the time complexity to determine whether the current G can generate an ESC is $O(m+n)$, requiring a maximum of m iterations. Consequently, the overall time complexity is $O(m \cdot \log m + m \cdot (m+n))$.

Completeness: Next, we will prove the completeness of the algorithm. Assuming the existence of an ESC H' with $f_1(H') \geq f_1(H)$, H' must belong to one of the following two cases: (1) it contains edges that are not in H , or (2) the edge set of H' is a subset of the edge set of H . Since the algorithm continuously adds edges to an empty graph the resulting community is the first (α, β) -core that includes the query. If H' contains edges that are not in H , these edges must have attribute values smaller than $f_1(H)$, and if H' contains such edges, it contradicts the definition of $f_1(H')$. So, the first case does not exist. In the second case, if the edge set of H' is a subset of the edge set of H , then H' is not the largest (α, β) -core, contradicting the definition of ESC, so there are no other ESCs.

B. Expanding algorithm for the case $d = 2$

In instances where the dimension of edge attribute values is set to 2, it becomes evident that there is not merely a single ESC. In such a scenario, attaining a comprehensive set of all ESCs cannot be achieved solely through the addition of edges. Instead, it necessitates a combined approach that includes both the addition and deletion of edges, a critical process essential for the complete and effective search of ESCs.

This paper continues to utilize the dimensionality reduction approach, segregating the two-dimensional attribute values into two distinct dimensions for isolated processing. The original graph undergoes processing through Algorithm 6, focusing on the second-dimensional attribute, to derive the initial ESC community, denoted as H . According to Lemma 1, $f_1(H)$ generated in this round is considered as the lower bound of the first-dimensional significances of all ESCs. The new ESC H' , with $f_1(H') > f_1(H)$, is then obtained. Subsequently, edges with $X_1^e = f_1(H)$ are removed, and all edges with $X_1^e > f_1(H)$ are added simultaneously. The process involves iteratively removing the edge with the minimum second-dimensional attribute value to acquire new ESCs. This procedure is repeated until all ESCs are identified. Based on this approach, Algorithm 7 is proposed in this paper. Next, we will provide a detailed description.

Initially, the procedure involves initializing several key variables: G^* , f_1 , R , $count$, and D . G^* serves as a repository for the accumulated edges. f_1 denotes the significance attributed to the first dimension of the current ESC. R represents the set of all ESCs. $count$ is designated to track the sequence of edges, arranged according to the second-dimensional attribute values of the bipartite graph, facilitating the identification of the first ESC. It is noteworthy that $count$ is specifically utilized

Algorithm 7: ExpandingDim2

Input: G, α, β, q, F
Output: R

```

1  $G^* \leftarrow \emptyset, f_1 \leftarrow -1, R \leftarrow \emptyset, count = \alpha$  or  $\beta, D = 1;$ 
2 To obtain the  $count^{th}$  largest value  $f$  of  $X_2^i$  for all edges connected to the
   $q;$ 
3 while  $|E(G^*)| < |E(G)|$  do
4   if  $f_1 = -1$  then
5     add all edges with  $X_2^i$  greater than  $f$  to  $G^*$ ;
6      $D = 1; count \leftarrow count + 1;$ 
7      $f \leftarrow$  the  $count^{th}$  largest value of  $X_2^i$  for all edges in  $G;$ 
8   else
9     remove the edges with  $X_1^i = f_1$  from  $G^*$ ;
10    add all edges with  $X_1^i$  greater than  $f_1$  to  $G^*$ ;  $D = 2;$ 
11   $S \leftarrow \emptyset;$ 
12  while get  $(\alpha, \beta)$ -core  $H$  from  $G^*$  and  $H \neq \emptyset$  and  $q \in G$  and each
    edge in  $F \in H$  do
13     $S \leftarrow H;$  remove the edge with minimal  $X_D^i$  from  $G^*$ ;
14  if  $S = \emptyset$  then
15    if  $f_1 = -1$  then continue;
16    break;
17  else if certain ESC  $\in R \preceq S$  then
18    remove ESC from  $R;$ 
19   $(f_1, f_2) \leftarrow S; R \leftarrow R \cup (f_1, f_2);$ 
20 return  $R;$ 

```

during the generation of the initial ESC. Lastly, D signifies the dimension currently under operation.

The process of obtaining all ESCs can be divided into two steps: the initial phase focuses on the acquisition of the first ESC, whereas the subsequent phase is dedicated to the generation of additional ESCs, building upon the foundation of the preceding ones. In the context of the first ESC, edges are incorporated based on their second-dimensional attribute values and removed according to their first-dimensional attribute values. This approach is inverted for the generation of subsequent ESCs. Given that f_2 of the first ESC ought to possess the maximum value and conform to the (α, β) -core containing the query, $count$ is set to either α or β . All edges with second-dimensional attribute values greater than the $count^{th}$ largest value f in the edges connected to the query X_2^i should be added to G^* to form the candidate graph for generating the first ESC (line 2). Then it is instrumental in determining the ESCs' generation. Since all attribute values in the graph exceed 0, if f_1 is -1, it indicates the absence of an initial ESC. In such cases, all edges with X_2^e greater than f are added to G^* . Subsequently, f is updated to the next highest value among all sorted edge attributes X_2^e in graph G , introducing additional edges to G^* when the current edge set is inadequate for forming an ESC. The algorithm ceases if the edge count in G^* surpasses that in G , signaling the non-existence of an ESC. Conversely, a f_1 value different from -1 implies the prior discovery of an ESC. In line with Lemma 3, ESCs generated later exhibit higher f_1 . Hence, all edges with X_1^e greater than f_1 are appended to G^* for the identification of subsequent ESCs (lines 4-11).

S is designated to store the (α, β) -core that encompasses the query within G^* . As long as G^* can still generate the (α, β) -core including the query, the process involves continuously eliminating the edge with the minimal value in dimension D from G^* , up until the stipulated condition ceases to be met.

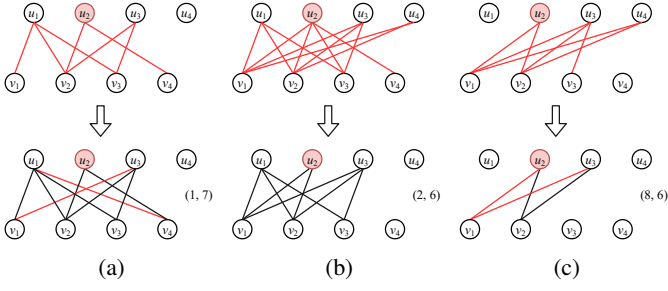


Fig. 3: An example of expanding in case $d = 2$.

At this juncture, S contains the optimally identified ESC (as specified in lines 12-15). In instances where S is capable of dominating some of the ESCs within R , those communities are accordingly removed from R . Conversely, if S is empty, two scenarios emerge : one where f_1 is -1, signifying the non-formation of the initial ESC and necessitating the continuous addition of edges, and another where f_1 is greater than -1, indicating the generation of all ESCs and thus culminating the algorithm. In situations where S is not empty and does not exert dominance over the ESCs in R , an update to f_1 's value is required, followed by the integration of the newly formed ESC into R (lines 16-21).

Example 3: Using the example in Fig 1, with query u_2 and $\alpha = \beta = 2$, we use Algorithm 7 to find all ESCs. The specific process is shown in Fig 4. First, we denote f as the second largest value in the second-dimensional attribute values of edges connected to u_2 , which is equal to 10. Then, all edges X_2^e larger than 10 are added to G^* (As shown in the upper picture of Fig 4(a).), and f is updated to 9 because the first edge in the original graph G with X_2^e less than 10 has a value of 9. At this point, we cannot obtain an (2,2)-core containing u_2 , and $f_1 = 0$, so in the next round, we add edge (u_3, v_1) to G^* , which is the same situation. Until $f = 7$, when the edge (u_1, v_4) is added to G^* , the first ESC (1,7) is formed. The lower picture in Fig 4(a) shows the first ESC (1,7) obtained, in which the edges marked in red represent additional edges. After that, the edge (u_1, v_4) is removed, and all edges with X_1^e greater than 1 are added to G^* . Then, we repeatedly delete the edge with the smallest second-dimensional attribute value to obtain the second ESC (2,6) as shown in Fig 4(b). By continuously repeating the above process, ESCs (3,6), (4,6), and (8,6) will be generated, but due to the dominance relationship, the final ESCs obtained are (1,7) and (8,6)(Fig 4(c)).

Time Complexity: The algorithm initially requires sorting the edges based on attribute values, with a time complexity of $O(m \cdot \log m)$. Next, the time complexity for obtaining the (α, β) -core is $O(m+n)$, and during the removing edges phase, approximately m times (α, β) -core operations are required. Considering the need for m edge addition operations, the overall time complexity of the algorithm is $O(m \cdot \log m + m^2 \cdot (m+n))$.

C. Expanding algorithm for the case $d = 3$

Expanding strategies can still be extended to three dimensional situations. Utilizing a dimensionality reduction strategy,

the values of the three-dimensional attributes are efficiently decomposed into two distinct sets: one set of one-dimensional values and another set of two-dimensional values.

A preliminary and simplistic strategy entails enumerating all feasible values of f_3 , setting each of these values consecutively, and subsequently conducting a subgraph analysis to locate ESCs within the context of the remaining two-dimensional attributes. However, this methodology does not guarantee the discovery of ESCs for each f_3 value. The underlying rationale is depicted in Fig 4(a): fixing a f_3 value constrains the search domain for the remaining two dimensions' attribute values to $C_0 = \{X_1^e > 0, X_2^e > 0\}$. Consider an ESC previously identified as H , where the tuple $(f_1(H), f_2(H))$ governs a rectangular area in the solution space, as illustrated in the shaded region of Fig 4(b). Should a new ESC emerge within this shaded domain, it would be subordinate to H , leading to redundant computations and thus reducing the overall efficiency.

We propose a recursive decomposition approach aimed at pruning the search space, thereby compressing the solution domain to circumvent redundant computations and mitigate time complexity. The mechanics of this recursive decomposition approach will be elucidated in detail. Given that a newly generated ESC should not be overshadowed by H , its existence is constrained to the non-shaded regions of the solution space. The irregularity of this segment precludes the direct application of Algorithm 7. Consequently, we adopt a recursive decomposition strategy to segment the viable solution space into distinct zones, designated as $C_1 = \{X_1^e > 0, X_2^e > f_2(H)\}$ and $C_2 = \{X_1^e > f_1(H), X_2^e > 0\}$. This methodology facilitates the separate application of Algorithm 7 to each region. Coordinate points are employed to denote the lower bounds of the respective dimensional attribute values, representing solution space C_1 as $(0, f_2(H))$ and C_2 as $(f_1(H), 0)$. As additional ESCs are identified,

Lemma 5: Suppose there exist n ESCs:

$$H_i = (f_1(H_i), f_2(H_i)), \text{ where } i \in [1, n] \quad (4)$$

Arranging all the horizontal and vertical coordinates gives the following relationship:

$$\begin{aligned} 0 < f_1(H_1) < f_1(H_2) < \dots < f_1(H_n) \\ f_2(H_1) > f_2(H_2) > \dots > f_2(H_n) > 0 \end{aligned} \quad (5)$$

By combining the coordinates of the upper and lower inequalities, the solution spaces $C_1 = (0, f_2(H_1)), C_2 = (f_1(H_1), f_2(H_2)), \dots, C_{n+1} = (f_1(H_n), 0)$ can be obtained.

Algorithm 8 combines the aforementioned recursive decomposition manner for solving the ESC search problem in three-dimensional attribute bipartite graphs, which initially creates an empty graph G^* for each solution space. Subsequently, it iteratively adds a batch of edges to G^* that meet the attribute value requirements of the solution space. The algorithm then calls Algorithm 7 on G^* to compute ESCs (lines 5-16). Following this, leveraging Lemma 5, it updates the solution space using the generated ESCs (line 17) and calculates f_3 for

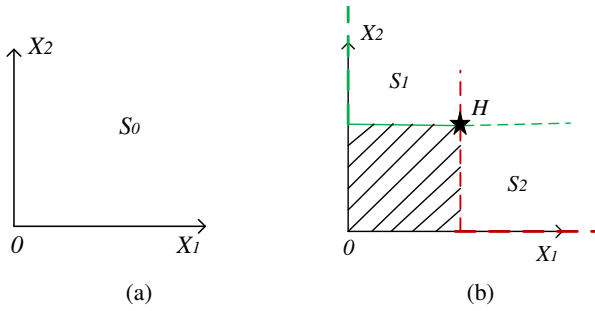


Fig. 4: Recursive decomposition approach.

each solution space. This process iterates until all ESCs are identified (lines 18-22).

Algorithm 8: ExpandingDim3

```

Input:  $G, \alpha, \beta, q, F$ 
Output:  $R$ 
1  $G^* \leftarrow \emptyset; R \leftarrow \emptyset; Q \leftarrow \emptyset; P \leftarrow \emptyset;$ 
2  $f_3^{max} \leftarrow \text{ExpandingDim1}(G, \alpha, \beta, q, 3);$ 
3  $Q \leftarrow Q \cup (0, 0, f_3^{max});$ 
4 while  $Q$  is not empty do
5    $f_3 \leftarrow$  the max value of  $\text{dim}=3$  in  $Q; S \leftarrow \emptyset;$ 
6   foreach  $(p_1, p_2, f_3)$  in  $Q$  do
7      $G^* \leftarrow \emptyset;$ 
8     add edge  $e$  with  $\{x_1^e > p_1, x_2^e > p_2, x_3^e \geq f_3\}$  to  $G^*;$ 
9     remove  $(p_1, p_2, f_3)$  from  $Q;$ 
10    if  $x_3^e = f_3$  then  $F \leftarrow F \cup e;$ 
11     $S \leftarrow S \cup \text{ExpandingDim2}(G^*, \alpha, \beta, q, F);$ 
12    foreach  $(f_1, f_2) \in S$  do
13      if each  $s \in P \preceq (f_1, f_2)$  then
14        remove  $s$  from  $P;$ 
15      else if  $(f_1, f_2) \preceq$  each  $s \in P$  then
16        continue;
17       $Q \leftarrow Q \cup (f_1, f_2, f_3); P \leftarrow P \cup (f_1, f_2);$ 
18     $C \leftarrow \text{lemma5};$ 
19    foreach  $(point_1, point_2) \in C$  do
20       $G^* \leftarrow \emptyset;$ 
21      add edge  $e$  with  $\{x_1^e > point_1, x_2^e > point_2\}$  to  $G^*;$ 
22       $f_3^{new} \leftarrow \text{ExpandingDim1}(G^*, \alpha, \beta, q, 3);$ 
23       $Q \leftarrow Q \cup (point_1, point_2, f_3^{new});$ 
24 return  $R;$ 

```

Example 4: Continuing the exploration of the example presented in Fig 1. Firstly, recalling Algorithm 6, we obtain the maximum $f_3 = 11$. Subsequently, all edges with $X_3^e > f_3$ are added to G , resulting in the subgraph depicted in Fig 5(a). Applying Algorithm 7 to this subgraph yields an ESC community $(1, 2, 11)$, as illustrated in Fig 5(b). We employ Lemma 5, obtaining two partitioned solution spaces, $(0, 2)$ and $(1, 0)$. Edges satisfying $\{X_1^e > 0, X_2^e > 2\}$ and $\{X_1^e > 1, X_2^e > 0\}$ are separately added to two empty graphs, forming the two subgraphs shown in Fig 5(c) and (d). Subsequently, Algorithm 6 is applied to each subgraph to obtain new f_3 values. This process is repeated until all ESCs are identified.

Time Complexity: Assuming there are a total of ϵ ESCs, the algorithm will invoke Algorithm 7 ϵ times and Algorithm 6 ϵ times. At the same time, we also need ϵ^2 times of solution space division. Consequently, the overall time complexity is $O(\epsilon \cdot m^2 \cdot (m+n) + \epsilon^2 + \epsilon \cdot m \cdot (m+n))$.

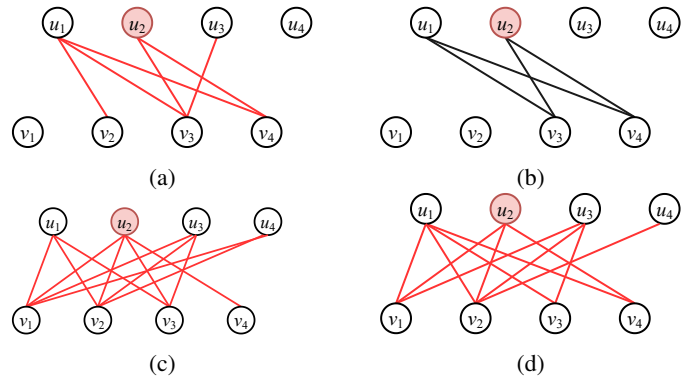


Fig. 5: An example of expanding in case $d = 3$.

D. Expanding algorithm for the case $d > 3$

Dimensionality reduction methods can still be applied to the case of high-dimensional attributes. We propose Algorithm 9 to solve the ESC search problem. The overarching algorithm adheres to the methodology delineated in Algorithm 8. However, the method for updating the solution space in the recursive decomposition approach needs to be extended based on Lemma 5. The specific procedure is as follows: given the extant set of solution spaces and the recently acquired ESC, the algorithm iterates through each ESC. Should a specific solution space be subsumed by the ESC, it is consequently excised from the set of solution spaces. This procedure continues through all dimensions of the ESC, substituting the lower bound of each dimension's attribute value in the dominated solution spaces with the corresponding f_d . Subsequent to this substitution, the solution space is redivided and reintegrated into the set. This iterative cycle is perpetuated until all dimensions have been thoroughly examined, culminating in the acquisition of an updated ensemble of solution spaces.

The specific process of Algorithm 9 is consistent with Algorithm 8 and will not be described again here.

Time Complexity: Assume that there are ϵ number of ESC solutions. Algorithm 9 will be iterated approximately $d - 1$ times. In each iteration process, it needs to be called ϵ times, so the overall time complexity is $O(\epsilon^{d-2} \cdot m^2 \cdot (m+n) + \epsilon^{d-1} + \epsilon^{d-2} \cdot m(m+n))$.

V. EXPERIMENT

In the experimental section, we validate the efficiency of the algorithm by varying the attribute value dimension d and the structured parameters α and β . We assess the scalability of the algorithm by changing the size of the dataset. Additionally, we demonstrate the effectiveness of the algorithm through a case study. All experiments are conducted on an Ubuntu server with 2.40GHz Intel(R) Xeon(R) Gold 6240R CPU and 512GB memory and all algorithms are implemented in Python.

Datasets. We collected six datasets, namely DBpedia [26], BookCrossing [27], IMDB [28], TV Tropes, arXiv [29], and Crime, from the KONECT website¹. These datasets are all undirected bipartite graphs, and neither edges nor vertices have associated attribute values. Table I provides the statistics of

¹<https://konect.cc>

Algorithm 9: ExpandingDimN

Input: $G, \alpha, \beta, q, F, d$
Output: R

```

1 if  $d = 3$  then return ExpandingDim3( $G, \alpha, \beta, q, F$ );
2  $G^* \leftarrow \emptyset; R \leftarrow \emptyset; Q \leftarrow \emptyset; P \leftarrow \emptyset;$ 
3  $Q \leftarrow Q \cup (0, 0, \dots, f_d^{max}); C \leftarrow \{(0, 0, \dots, 0)_{d-1}\};$ 
4  $f_d^{max} \leftarrow \text{ExpandingDim1}(G, \alpha, \beta, q, d);$ 
5 while  $Q$  is not empty do
6    $f_d \leftarrow$  the max value of  $\text{dim}=d$  in  $Q; S \leftarrow \emptyset;$  foreach
   ( $p_1, \dots, p_{d-1}, f_d$ ) in  $Q$  do
7      $G^* \leftarrow \emptyset;$ 
8     add edge  $e$  with  $\{x_1^e > p_1, \dots, x_{d-1}^e > p_{d-1}, x_d^e \geq f_d\}$  to  $G^*;$ 
9     remove  $(p_1, \dots, p_{d-1}, f_d)$  from  $Q;$ 
10    if  $x_d^e = f_d$  then  $F \leftarrow F \cup e;$ 
11     $S' \leftarrow \text{ExpandingDimN}(G^*, \alpha, \beta, q, F, d - 1);$ 
12     $S \leftarrow S \cup S';$ 
13    foreach  $(f_1, \dots, f_{d-1}) \in S$  do
14      if  $(f_1, \dots, f_{d-1}) \succeq$  each  $s \in P$  then
15        remove  $s$  from  $P;$ 
16      else if  $(f_1, \dots, f_{d-1}) \preceq$  each  $s \in P$  then
17        continue;
18       $Q \leftarrow Q \cup (f_1, \dots, f_{d-1}, f_d);$ 
19       $P \leftarrow P \cup (f_1, \dots, f_{d-1});$ 
20       $C \leftarrow \text{DivideSpace}(C, (f_1, \dots, f_{d-1}));$ 
21    foreach  $(point_1, \dots, point_{d-1}) \in C$  do
22       $G^* \leftarrow \emptyset;$  add edge  $e$  with  $\{x_1^e > point_1, \dots,$ 
23       $x_{d-1}^e > point_{d-1}\}$  to  $G^*;$ 
24       $f_d^{new} \leftarrow \text{ExpandingDim1}(G^*, \alpha, \beta, q, d);$ 
25       $Q \leftarrow Q \cup (point_1, \dots, point_{d-1}, f_d^{new});$ 
26 return  $R;$ 
27 Function DivideSpace( $C, (f_1, \dots, f_k)$ ):
28   foreach  $i$  in  $1, \dots, k$  do
29      $C' \leftarrow \emptyset;$  foreach  $c \in C$  do
30       if  $(f_1, \dots, f_k) \preceq c$  then
31          $c' \leftarrow (c_1, \dots, c_{i-1}, f_i, \dots, c_k);$ 
32         remove  $c$  from  $C; C' \leftarrow C' \cup c';$ 
33    $C \leftarrow C \cup C';$ 
34   return  $C;$ 

```

datasets, of which d_{1m}, d_{2m}, d_{1a} and d_{2a} denote the maximal degree of the upper vertices, the maximal degree of the lower vertices, the average degree of the upper vertices and the average degree of the lower vertices, respectively.

TABLE I: Datasets used in our experiments

Dataset	Vertices	Edges	d_{1m}	d_{2m}	d_{1a}	d_{2a}
Crime	1K	1K	25	18	1.8	2.7
arXiv	39K	59K	116	18	3.5	2.6
DBpedia	225K	294K	28	12K	1.7	5.5
BookCrossing	446K	1.1M	14K	2.5K	10.9	3.4
IMDB	872K	2.7M	654	1.3K	3.9	14.6
TV Tropes	152K	3.2M	6.5K	12K	50.2	36.9

As the currently available datasets lack edge weight attributes, we employed a data generation approach to introduce non-negative numerical multidimensional attributes to all attribute-less bipartite graph datasets. The generated multidimensional attributes are required to exhibit independence, implying that uniform distribution is used to independently generate attribute values.

The choice of uniform distribution is motivated by the following reasons: Uniform distribution allows for the random generation of numerical values with equal probability. In contrast, commonly used Gaussian distribution tends to generate values near the mean, making it more likely for certain edges to exhibit correlation. That is, if an edge has a high attribute in

TABLE II: Parameters

Parameters	Tested values
d	1, 2, 3 , 4
$\alpha(\beta)$	1, 2 , 3, 4
σ	20%, 40%, 60%, 80%, 100%

one dimension, it is more likely to have high attribute values in other dimensions. However, in reality, such edges are scarce. Conversely, edges with *anti-correlation* are more prevalent.

Parameters. We vary three parameters: dimension(d), structural parameters (α) or (β), and dataset completeness(σ). Since α and β have the same effect on constraining the community structure, we consider varying only one of these parameters. In this experiment, we choose to vary α . Table II shows the range of the parameters and their default values (highlighted in bold). For each set of experiments, we randomly selected 20 query sets from each graph that could ensure the existence of the maximal (α, β)-core, and the average time required for these sets was taken as the final result. In each experiment, only one parameter was varied while the remaining parameters were kept at their default values.

A. Efficiency evaluation

In our study, we investigate the time required to search for ESCs on various datasets by varying the attribute dimensionality d while keeping other variables constant. As illustrated in Fig 6, we fix the structural constraint parameters α and β at 2, and we use the average time taken for 20 query vertices as the search time for each dimensionality. From Fig 6(a)-(f), it is evident that as the attribute dimensionality increases, the time required for the peeling and expanding algorithms to perform the search also increases. This observation aligns with our expectations since higher dimensions imply a greater number of possible values for ESCs on each dimension, necessitating more iterations over the search space. Additionally, we note that the time consumed by the peeling and expanding algorithms differs at the same dimensionality, which can be attributed to the selection of different queries, leading to variations in the scale of the ESCs and the size difference relative to the original graph. The peeling algorithm tends to be more efficient and consumes less time when the difference between the ESC scale and the original graph size is small, whereas the expanding algorithm is less time-consuming when the difference is larger.

B. Effectiveness evaluation

Scalability evaluation. Without loss of generality, we take the expanding algorithm as the experimental object. To assess the scalability of Algorithm 8, we randomly select 20%, 40%, 60%, 80%, and 100% of the edges from the input dataset (vary σ) to form subgraphs for our experiments. The experimental results confirm that the algorithm consistently produces correct outcomes. As depicted in Fig 8, the time consumed by the algorithm tends to increase with the growing number of edges in the subgraph. However, there are some deviations from this trend, which can be attributed to the selection of query vertices. For instance, if a subgraph comprising 20% of the edges already completely encompasses the ESC of a query,

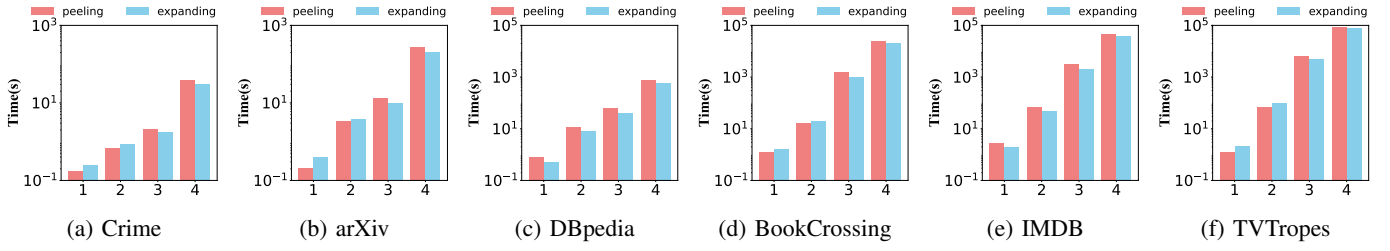


Fig. 6: The efficiency of the algorithms as dimensions changes.

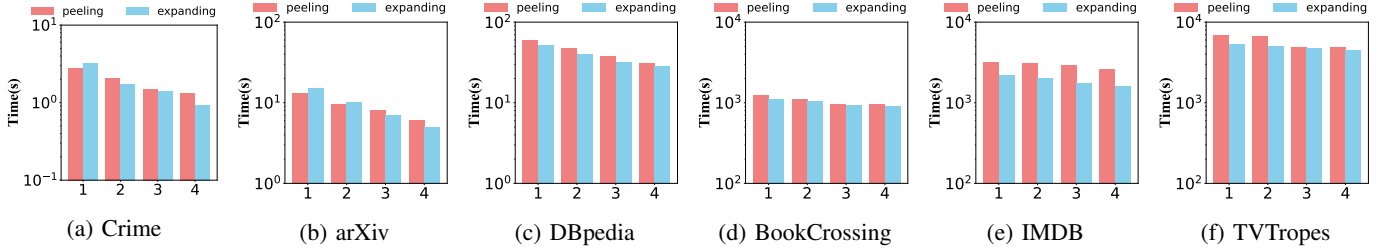


Fig. 7: The effectiveness of the algorithms as α changes.

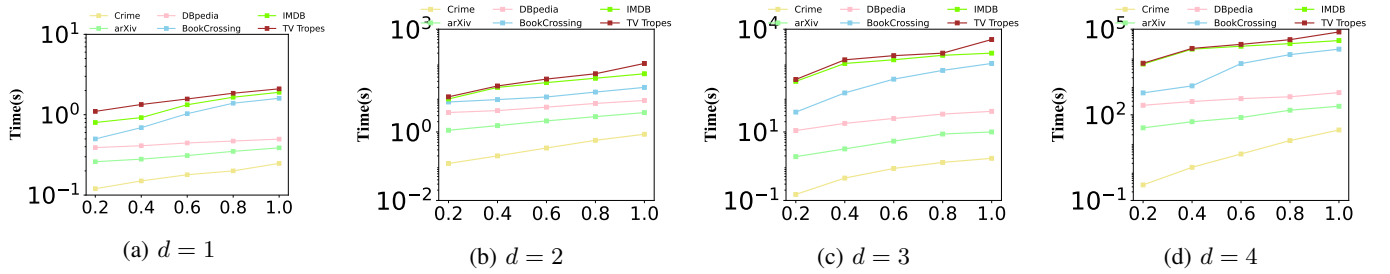


Fig. 8: Scalability test for different dimensions.

then the addition of extra edges does not contribute to an increase in the time spent processing that particular query.

Evaluating the effect of α . We maintain other variables constant and vary the value of α across different datasets. As depicted in Fig 7(a)-(f), both the peeling and expanding algorithms exhibit a decreasing trend in search time as α increases. This trend is due to the fact that as α increases, the size of the initial maximal (α, β) -core decreases, which in turn reduces the time required by the algorithms. Additionally, we observe that the efficiency of the expanding algorithm gradually surpasses that of the peeling algorithm. This is because a higher α leads to a larger discrepancy between the size of the (α, β) -core and the original graph, resulting in the expanding algorithm requiring less time.

C. Case study

Comparison with different models. As shown in Fig. 9, we carried out a case study on a subset of the IMDB dataset. Given that each edge in the dataset lacks attribute information, we assigned two-dimensional attribute values to each edge. The first dimension signifies the duration of an actor's performance, and the second dimension denotes the actor's remuneration; both dimensions contain synthetic attribute information. When

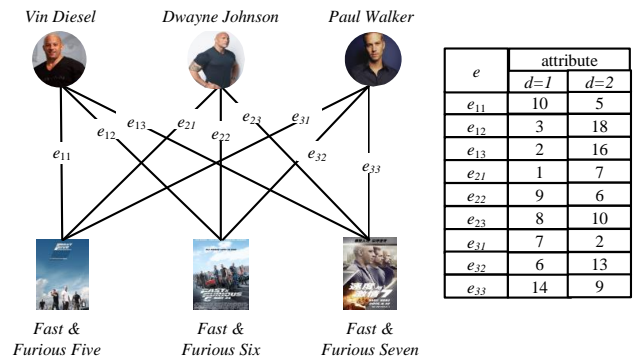


Fig. 9: Toy example in IMDB.

we focus on the performance of single dimension (where $d=1$) and query for *Dwayne Johnson* with parameters $\alpha=2$ and $\beta=2$, both the algorithm proposed by [30] and our algorithm yield consistent results, as shown in Fig.10(a). This consistency validates the accuracy of our algorithm. When we take into account the two-dimensional attribute values, setting $\alpha=2$ and $\beta=3$, the communities identified by the algorithm proposed by [31] are illustrated in Fig.10(b). In contrast, the communities identified by the algorithm proposed by [23] for the first

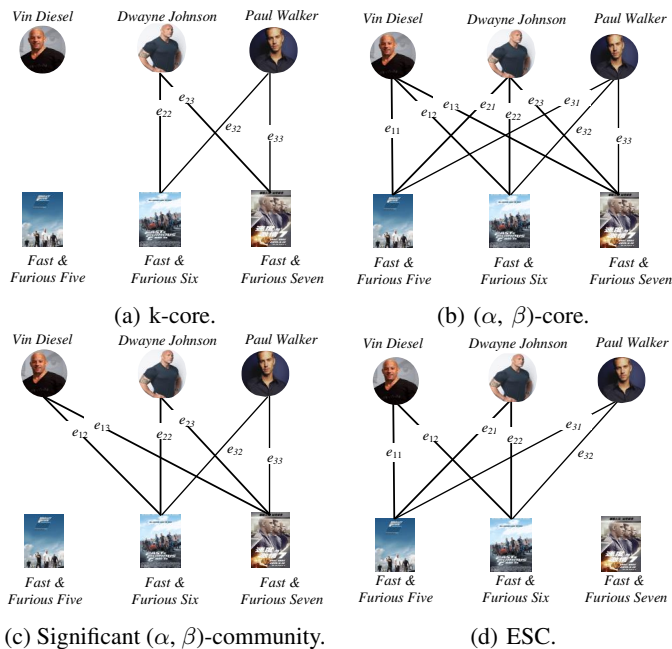


Fig. 10: Comparison with different models.

dimension alone are shown in Fig.10(c). The ESCs found by our algorithm are displayed in Fig. 10(c) and Fig. 10(d). The case study's outcomes clearly indicate that our algorithm's ESCs have a denser structure compared to those identified by [31]. Our algorithm effectively filters out edges with minimal attribute values in the second dimension, such as e_{13} and e_{23} , which highlights its precision in identifying more relevant solutions. Moreover, while [23] identifies an ESC with $f(H_1) = (11, 3)$, our algorithm not only recognizes H_1 but also uncovers an additional ESC with $f(H_2) = (10, 5)$. These two ESCs are non-dominated and each excels in one dimension, underscoring that our method can discover more comprehensive and precise solutions in bipartite graphs with multi-dimensional attribute values than the approach by [23].

VI. RELATED WORK

Community search (CS). The objective of CS is to identify cohesive subgraphs related to queries [32]–[34]. CS algorithms can be divided into precise algorithms and heuristic algorithms. Precise algorithms aim to find communities that meet precise optimization criteria, often involving complex mathematical modeling and calculations. Typically, models such as [35] [36] and [37] [38] are employed to discover precise internally cohesive communities. Heuristic algorithms use approximate methods to quickly find better communities. Some representative CS approaches are based on local information. For instance, in approach [1] [39], the minimum degree of the k -core is utilized as a constraint for community discovery [40] [41]. Additionally, [2] takes vertex attributes into account by utilizing importance values in the CS process.

Community search on attributed graphs. The attribute information in graphs is often beneficial for CS. Based on the methodology, CS are generally categorized into three types: those based on k -core [42]–[44], k -truss [45], [46],

and k -clique [47]–[50]. According to the type of attribute graphs, it can be classified into three categories: keyword attribute graphs, location attribute graphs, and influence attribute graphs. [51] investigated the CS problem on keyword attribute graphs. The attribute community is a subgraph of graph G that satisfies both structural cohesion and keyword aggregation. They developed the CL-tree index structure and three algorithms based on it. Additionally, [3] proposed a maintenance algorithm for the CL-tree index. [52] explored CS on location attribute graphs, introducing a spatial-aware community and providing an exact solution for finding spatial-aware communities containing a query vertex. [53] investigated continuous spatial-aware CS on "dynamic spatial graphs" where vertex positions change over time, presenting three fast algorithms. On the other hand, [2] focused on CS on influence attribute graphs, proposing a linear time online search algorithm to find the most influential j communities in the network. They designed a linear space index structure to efficiently search for top- j results in optimal time. [41], [40], and [54] respectively introduced reverse search algorithms, local search algorithms, and I/O-efficient algorithms to address the challenge of computing all k -influence communities when the graph is large and j is small, incurring high computational costs. [10] proposed a novel method for a multi-attributed joint community search on road social networks. [55] proposed a new HSC model based on meta path cohesiveness and significance superiority on heterogeneous graphs.

Community search on bipartite graphs. Currently, CS applications for bipartite graphs are predominantly limited to one-dimensional attributes. [23] addressed the CS problem on edge-weighted bipartite graphs, introducing the concept of a significant (α, β) -community to characterize the cohesion of vertices and maximize the minimum edge weight in the subgraph. They proposed an indexing structure that can be constructed in $O(\delta \cdot m)$ time for communities retrieval. They also developed algorithms for expanding and peeling from queries to obtain significant (α, β) -communities. [56] investigated the CS problem on influence bipartite graphs, proposing Pareto-optimal (α, β) -community model. This model considers the cohesion of subgraph structures and the importance of vertices in bipartite graph data for the first time. The model obtains Pareto optimal (α, β) -communities that impose degree constraints on vertices and integrates Pareto optimality. The time complexity of the model is $O(p \cdot m)$, where p is the number of communities in the result, and m is the number of edges in the bipartite graph. They also designed a computation sharing strategy to balance query efficiency and space complexity.

VII. CONCLUSION

In this paper, we study the problem of edge-attributed skyline community search in large-scale bipartite graphs, which aims to simultaneously combine structural constraints and attribute information to find the condensed subgraph related to the query. In particular, we introduce a novel community model called edge-attributed skyline community (ESC). To

search ESCs, we develop an elegant peeling algorithm by iteratively deleting edges with the minimum attribute in each dimension. In addition, we also devise a more efficient expanding algorithm to further reduce the search space and speed up filtering of unpromising vertices, where a pseudo upper bound is proposed and proven. Experimental results on real large bipartite graphs demonstrate that our solutions are effective and efficient for searching ESCs.

VIII. ACKNOWLEDGMENT

We would like to express our gratitude to Kai Wang [23] and his research team for laying the groundwork with their outstanding research achievements in this field. Additionally, the open-source code provided by Ronghua Li [6] of the team has greatly facilitated our research. Fangda Guo is the corresponding author.

REFERENCES

- [1] W. Cui, Y. Xiao, H. Wang, and W. Wang, "Local search of communities in large graphs," in *SIGMOD*, 2014, pp. 991–1002.
- [2] R. Li, L. Qin, J. X. Yu, and R. Mao, "Influential community search in large networks," *PVLDB*, vol. 8, no. 5, pp. 509–520, 2015.
- [3] Y. Fang, R. Cheng, X. Li, S. Luo, and J. Hu, "Effective community search over large spatial graphs," *PVLDB*, vol. 10, no. 6, pp. 709–720, 2017.
- [4] Y. Fang, R. Cheng, Y. Chen, S. Luo, and J. Hu, "Effective and efficient attributed community search," *VLDB Journal*, vol. 26, no. 6, pp. 803–828, 2017.
- [5] X. Huang and L. V. Lakshmanan, "Attribute-driven community search," *PVLDB*, vol. 10, no. 9, pp. 949–960, 2017.
- [6] R. Li, L. Qin, F. Ye, J. X. Yu, X. Xiao, N. Xiao, and Z. Zheng, "Skyline community search in multi-valued networks," in *SIGMOD*, 2018, pp. 457–472.
- [7] L. Chen, C. Liu, K. Liao, J. Li, and R. Zhou, "Contextual community search over large social networks," in *ICDE*, 2019, pp. 88–99.
- [8] J. Luo, X. Cao, X. Xie, Q. Qu, Z. Xu, and C. S. Jensen, "Efficient attribute-constrained co-located community search," in *ICDE*, 2020, pp. 1201–1212.
- [9] Q. Liu, Y. Zhu, M. Zhao, X. Huang, J. Xu, and Y. Gao, "Vac: vertex-centric attributed community search," in *ICDE*, 2020, pp. 937–948.
- [10] F. Guo, Y. Yuan, G. Wang, X. Zhao, and H. Sun, "Multi-attributed community search in road-social networks," in *2021 IEEE 37th International Conference on Data Engineering (ICDE)*. IEEE, 2021, pp. 109–120.
- [11] M. Ley, "The dblp computer science bibliography: Evolution, research issues, perspectives," in *International symposium on string processing and information retrieval*, 2002, pp. 1–10.
- [12] J. Wang, A. P. De Vries, and M. J. Reinders, "Unifying user-based and item-based collaborative filtering approaches by similarity fusion," in *SIGIR*, 2006, pp. 501–508.
- [13] X. Chen, K. Wang, X. Lin, W. Zhang, L. Qin, and Y. Zhang, "Efficiently answering reachability and path queries on temporal bipartite graphs," *PVLDB*, vol. 14, no. 10, p. 1845–1858, 2021.
- [14] D. Ding, H. Li, Z. Huang, and N. Mamoulis, "Efficient fault-tolerant group recommendation using alpha-beta-core," in *CIKM*, 2017, pp. 2047–2050.
- [15] B. Liu, L. Yuan, X. Lin, L. Qin, W. Zhang, and J. Zhou, "Efficient (α, β) -core computation: An index-based approach," in *WWW*, 2019, pp. 1130–1141.
- [16] B. Liu, L. Yuan, X. Lin, L. Qin, and J. Zhou, "Efficient (α, β) -core computation in bipartite graphs," *The VLDB Journal*, vol. 29, no. 3, 2020.
- [17] Z. Zou, "Bitruss decomposition of bipartite graphs," in *DASFAA*, 2016, pp. 218–233.
- [18] A. E. Saryüce and A. Pinar, "Peeling bipartite networks for dense subgraph discovery," in *WSDM*, 2018, pp. 504–512.
- [19] K. Wang, X. Lin, L. Qin, W. Zhang, and Y. Zhang, "Efficient bitruss decomposition for large-scale bipartite graphs," in *ICDE*, 2020, pp. 661–672.
- [20] Y. Zhang, C. A. Phillips, G. L. Rogers, E. J. Baker, E. J. Chesler, and M. A. Langston, "On finding bicliques in bipartite graphs: a novel algorithm and its application to the integration of diverse biological data types," *BMC bioinformatics*, vol. 15, pp. 1–18, 2014.
- [21] B. Lyu, L. Qin, X. Lin, Y. Zhang, Z. Qian, and J. Zhou, "Maximum biclique search at billion scale," *PVLDB*, vol. 13, no. 9, p. 1359–1372, 2020.
- [22] K. Wang, W. Zhang, X. Lin, L. Qin, and A. Zhou, "Efficient personalized maximum biclique search," in *ICDE*, 2022, pp. 498–511.
- [23] K. Wang, W. Zhang, X. Lin, Y. Zhang, L. Qin, and Y. Zhang, "Efficient and effective community search on large-scale bipartite graphs," in *2021 IEEE 37th International Conference on Data Engineering (ICDE)*. IEEE, 2021, pp. 85–96.
- [24] Y. Zhang, K. Wang, W. Zhang, X. Lin, and Y. Zhang, "Pareto-optimal community search on large bipartite graphs," pp. 2647–2656, 2021.
- [25] K. Wang, W. Zhang, Y. Zhang, L. Qin, and Y. Zhang, "Discovering significant communities on bipartite graphs: An index-based approach," *TKDE*, vol. 35, no. 3, pp. 2471–2485, 2023.
- [26] S. Auer, C. Bizer, G. Kobilarov, J. Lehmann, R. Cyganiak, and Z. Ives, "Dbpedia: A nucleus for a web of open data," in *international semantic web conference*. Springer, 2007, pp. 722–735.
- [27] C. N. Ziegler, S. M. Mcnee, J. A. Konstan, and G. Lausen, "Improving recommendation lists through topic diversification," in *The Web Conference*, 2005.
- [28] A. L. Maas, R. E. Daly, P. T. Pham, D. Huang, A. Y. Ng, and C. Potts, "Learning word vectors for sentiment analysis," in *Annual meeting of the Association for Computational Linguistics*, 2011.
- [29] M. E. Newman, "The structure of scientific collaboration networks," *Proceedings of the national academy of sciences*, vol. 98, no. 2, pp. 404–409, 2001.
- [30] W. Khaouid, M. Barsky, V. Srinivasan, and A. Thomo, "K-core decomposition of large networks on a single pc," *PVLDB*, vol. 9, no. 1, pp. 13–23, 2015.
- [31] Q. Liu, X. Liao, X. Huang, J. Xu, and Y. Gao, "Distributed (α, β) -core decomposition over bipartite graphs," in *2023 IEEE 39th International Conference on Data Engineering (ICDE)*. IEEE, 2023, pp. 909–921.
- [32] W. Cui, Y. Xiao, H. Wang, J. Hong, and W. Wang, "Local search of communities in large graphs," *ACM*, 2014.
- [33] Y. Fang, X. Huang, L. Qin, Y. Zhang, W. Zhang, R. Cheng, and X. Lin, "A survey of community search over big graphs," *Springer Berlin Heidelberg*, 2020.
- [34] Y. Fang, Y. Liao, W. Zhang, X. Lin, and X. Cao, "Effective and efficient community search over large heterogeneous information networks," *Proceedings of the VLDB Endowment*, vol. 13, no. 6, pp. 854–867, 2020.
- [35] V. Batagelj and M. Zaversnik, "An o(m) algorithm for cores decomposition of networks," *CoRR*, cs.DS/0310049, 2003.
- [36] F. Bonchi, A. Khan, and L. Severini, "Distance-generalized core decomposition," in *proceedings of the 2019 international conference on management of data*, 2019, pp. 1006–1023.
- [37] J. Cohen, "Trusses: Cohesive subgraphs for social network analysis," *National security agency technical report*, vol. 16, no. 3.1, pp. 1–29, 2008.
- [38] Y. Zhang and J. X. Yu, "Unboundedness and efficiency of truss maintenance in evolving graphs," in *Proceedings of the 2019 International Conference on Management of Data*, 2019, pp. 1024–1041.
- [39] M. Sozio and A. Gionis, "The community-search problem and how to plan a successful cocktail party," in *SIGKDD*, 2010, pp. 939–948.
- [40] F. Bi, L. Chang, X. Lin, and W. Zhang, "An optimal and progressive approach to online search of top-k influential communities," *arXiv preprint arXiv:1711.05857*, 2017.
- [41] S. Chen, R. Wei, D. Popova, and A. Thomo, "Efficient computation of importance based communities in web-scale networks using a single machine," in *Proceedings of the 25th ACM International on Conference on Information and Knowledge Management*, 2016, pp. 1553–1562.
- [42] R.-H. Li, J. Su, L. Qin, J. X. Yu, and Q. Dai, "Persistent community search in temporal networks," in *2018 IEEE 34th International Conference on Data Engineering (ICDE)*. IEEE, 2018, pp. 797–808.
- [43] R. H. Li, L. Qin, F. Ye, J. X. Yu, and Z. Zheng, "Skyline community search in multi-valued networks," in *the 2018 International Conference*, 2018.
- [44] Y. Chen, Y. Fang, R. Cheng, Y. Li, X. Chen, and J. Zhang, "Exploring communities in large profiled graphs," *IEEE Transactions on Knowledge and Data Engineering*, vol. 31, no. 8, pp. 1624–1629, 2018.
- [45] X. Huang and L. V. S. Lakshmanan, "Attribute-driven community search," in *Very Large Data Bases*, 2017.
- [46] Z. Zheng, F. Ye, R. H. Li, G. Ling, and T. Jin, "Finding weighted k-truss communities in large networks," *Information ences*, vol. 417, 2017.
- [47] D. N. Yang, M. S. Chen, W. C. Lee, and Y. L. Chen, "On social-temporal group query with acquaintance constraint," 2011.
- [48] J. Li, X. Wang, K. Deng, X. Yang, and J. X. Yu, "Most influential community search over large social networks," in *2017 IEEE 33rd International Conference on Data Engineering (ICDE)*, 2017.
- [49] R. J. Mokken, "Cliques, clubs and clans," *Quality & Quantity*, vol. 13, no. 2, pp. 161–173, 1979.
- [50] S. B. Seidman and B. L. Foster, "A graph-theoretic generalization of the clique concept*," *Journal of Mathematical Sociology*, vol. 6, no. 1, pp. 139–154, 1978.
- [51] Y. Fang, R. Cheng, S. Luo, and J. Hu, "Effective community search for large attributed graphs," *PVLDB*, vol. 9, no. 12, pp. 1233–1244, 2016.
- [52] Y. Fang, C. Cheng, S. Luo, J. Hu, and X. Li, "Effective community search over large spatial graphs," *Proceedings of the VLDB Endowment (PVLDB)*, 2017.
- [53] Y. Fang, Z. Wang, R. Cheng, X. Li, S. Luo, J. Hu, and X. Chen, "On spatial-aware community search," *IEEE Transactions on Knowledge and Data Engineering*, vol. 31, no. 4, pp. 783–798, 2018.

- [54] R.-H. Li, L. Qin, J. X. Yu, and R. Mao, "Finding influential communities in massive networks," *The VLDB Journal*, vol. 26, pp. 751–776, 2017.
- [55] Y. Liu, F. Guo, B. Xu, P. Bao, H. Shen, and X. Cheng, "Significant-attributed community search in heterogeneous information networks," *arXiv preprint arXiv:2308.13244*, 2023.
- [56] Y. Zhang, K. Wang, W. Zhang, X. Lin, and Y. Zhang, "Pareto-optimal community search on large bipartite graphs;" in *Proceedings of the 30th ACM International Conference on Information & Knowledge Management*, 2021, pp. 2647–2656.