

Disentangled Condensation for Large-scale Graphs

Zhenbang Xiao¹, Shunyu Liu², Yu Wang², Tongya Zheng^{3,2,*}, Mingli Song²

¹College of Software Technology, Zhejiang University, Ningbo, China

²College of Computer Science and Technology, Zhejiang University, Hangzhou, China

³School of Computer and Computing Science, Hangzhou City University, Hangzhou, China
{xiaozhb, liushunyu, yu.wang}@zju.edu.cn, doujiang_zheng@163.com, brooksong@zju.edu.cn

Abstract—Graph condensation has emerged as an intriguing technique to provide Graph Neural Networks (GNNs) for large-scale graphs with a more compact yet informative small graph to save the expensive costs of large-scale graph learning. Despite the promising results achieved, previous graph condensation methods often employ an entangled condensation strategy that involves condensing nodes and edges simultaneously, leading to substantial GPU memory demands. This entangled strategy has considerably impeded the scalability of graph condensation, impairing its capability to condense extremely large-scale graphs and produce condensed graphs with high fidelity. Therefore, this paper presents Disentangled Condensation for large-scale graphs, abbreviated as DisCo, to provide scalable graph condensation for graphs of varying sizes. At the heart of DisCo are two complementary components, namely node and edge condensation modules, that realize the condensation of nodes and edges in a disentangled manner. In the node condensation module, we focus on synthesizing condensed nodes that exhibit a similar node feature distribution to original nodes using a pre-trained node classification model while incorporating class centroid alignment and anchor attachment regularizers. After node condensation, in the edge condensation module, we preserve the topology structure by transferring the link prediction model of the original graph to the condensed nodes, generating the corresponding condensed edges. Based on the disentangled strategy, the proposed DisCo can successfully scale up to the ogbn-papers100M graph with over 100 million nodes and 1 billion edges with flexible reduction rates. Extensive experiments on five common datasets further demonstrate that the proposed DisCo yields results superior to state-of-the-art (SOTA) counterparts by a significant margin. The source code is available at <https://github.com/BangHonor/DisCo>.

Index Terms—Graph Condensation, Graph Neural Networks, Large-Scale Graphs, Scalable Learning

I. INTRODUCTION

Graphs have become a well-established representation paradigm, capturing the intricate relationships and structures that are inherent to complex real-world systems [24, 33, 46]. Driven by the unprecedented success of deep neural networks in Computer Vision and Natural Language Processing, GNNs have emerged as a highly effective solution for modeling the non-Euclidean graph data in diverse domains such as social networks [1, 15, 32], recommender systems [7, 37], fraud detection [3, 40], and molecule representations [34, 36, 38]. Despite the remarkable accomplishments of GNNs in addressing graph-related problems, they encounter substantial challenges when confronted with the ever-expanding size of

real-world data. Nowadays, real-world graphs of social platforms [4, 11] and e-commerce platforms [37, 45] have grown to encompass millions of nodes and billions of edges, posing prohibitively expensive costs of directly training on large-scale graphs. The burdensome computation costs not only hinder the dedicated performance tuning of existing GNNs, but also constrain the exploration of the promising directions of GNNs like Neural Architecture Search (NAS) [9] and Knowledge Amalgamation [14]. As a result, there is a notable focus on reducing the computational expenses related to training GNNs on large-scale graphs, which will facilitate the advances of GNNs to a large extent.

To address this issue, graph condensation has emerged as a promising approach to creating a compact yet informative representation of the original graph, achieving comparable performance to those obtained by training on the original graph while significantly reducing computational costs. The current *state-of-the-art* graph condensation methods mainly fall into three categories: gradient matching [13, 12], distribution matching [16], and trajectory matching [44]. GCOND [13] and DosCond [12] propose to synthesize a condensed graph by minimizing the gradient-matching loss between the gradients of GNNs on the original graph and those on the condensed graph. GCDM [16] takes a distribution-matching approach by treating the original graph as a distribution of reception fields of specific nodes. However, both gradient- and distribution-matching methods encounter a significant entanglement between nodes and edges, which yields a complex joint optimization task. The quadratic complexity of the adjacency matrix in the joint optimization process results in substantial GPU memory usage requirements. Until recently, SFGC [44] proposed to align the training trajectories of the student GNN on the condensed graph with those of hundreds of the teacher GNNs on the original graph, which sacrifices the massive computational resources to eliminate the edge condensation costs. Despite the considerable progress of existing methods, they inherently introduce external complexity to obtain a high-fidelity condensed graph, particularly when dealing with real-world graphs containing billions of edges.

There are two significant scalability challenges arising from the entangled strategy of simultaneously condensing nodes and edges. Firstly, obtaining a condensed graph for large-scale graphs with billions of edges is impractical given the associated costs, which reduces the effectiveness of graph condensation as a technique, as the most industrial scenario

*Corresponding author.

for graph condensation applications is large-scale graphs that demand burdensome computation costs. Secondly, it is doubtful whether a high-fidelity condensed graph with adaptive reduction rates can be achieved. While a larger condensed graph with a higher reduction rate preserves more information, the entangled condensation incurs quadratic growth in computational costs, limiting the attainable reduction rates. These constraints significantly curtail the broader applicability of graph condensation methods across diverse domains.

These drawbacks of the entangled strategy motivate us to develop the disentangled graph condensation framework, named DisCo. The basic rationale of DisCo is to disentangle the condensation of nodes and edges, aiming to reduce the GPU memory requirements. However, this raises an important question: *how can we condense the nodes and edges separately while ensuring that GNNs trained on the condensed graph are well-suited for the original graph?* In traditional entangled condensation methods, matching techniques are commonly used to align the gradients of GNN parameters or receptive fields of the condensed and original graphs, which ensures the condensed graph can support similar GNN training capabilities. However, when nodes and edges are disentangled, these conventional matching methods cannot be applied because the condensed graph is not available until the entire condensation process is completed. Therefore, we need to explore alternative solutions to proceed with disentangled condensation.

Our solution is to preserve the node features and topology structure as much as possible with the node condensation and edge condensation modules. The node condensation module in DisCo focuses on preserving the node feature distribution of the original graph. We achieve this by utilizing a pre-trained node classification model on the original graph, which helps constrain the node feature distribution in the condensed nodes. Additionally, we incorporate class centroid alignment and anchor attachment regularizers to ensure the retention of important distribution information during the condensation process. In the edge condensation module, our goal is to preserve the topological structure of the original graph in the condensed graph. To accomplish this, we pre-train a specialized link prediction model that captures the topological structure. We then use anchors to transfer the acquired knowledge from the link prediction model to the condensed nodes, resulting in the generation of condensed edges. Given the highly similar distribution of the condensed nodes to the original nodes, their topological patterns can be closely aligned. Notably, DisCo can successfully scale up to the ogbn-papers100M dataset with flexible reduction rates, which contains over 100 million nodes and 1 billion edges. Extensive experiments conducted on five common datasets and ogbn-papers100M, covering various tasks such as baseline comparison, scalability, and generalizability, demonstrate that DisCo outperforms existing condensation methods by a significant margin.

In summary, our contributions are listed as follows:

- **Methodology.** We present DisCo, a novel disentangled graph condensation framework that offers exceptional scalability for large-scale graphs. Notably, DisCo introduces the

unique disentangled condensation strategy for the first time and effectively addresses the scalability bottleneck.

- **Scalability.** DisCo demonstrates exceptional scalability by successfully condensing the largest ogbn-papers100M dataset with flexible reduction rates and significantly improving performance on the second-largest ogbn-products dataset by over 5%. These results highlight the ability of DisCo to condense extremely large-scale graphs and produce high-fidelity condensed graphs.
- **Performance.** Experimental comparisons against baselines demonstrate that DisCo achieves performance comparable to or surpasses that of state-of-the-art methods on the majority of graphs, utilizing flexible reduction rates. The average performance across six different GNNs further confirms the robust generalizability of DisCo across various GNN architectures, surpassing baselines on all test datasets.

II. RELATED WORK

A. Dataset Condensation

In the field of dataset compression, the traditional approach involves selecting representative data from a dataset, but this method often sacrifices performance by discarding a significant portion of the data. In contrast, data distillation and data condensation methods aim to synthesize smaller datasets from the original data while maintaining similar performance levels of models trained on them [29]. Zhao *et al.* [43] propose a data condensation method that matches gradients with respect to model parameters between the condensed and original datasets. They also introduce a technique to reduce computational costs by matching the distribution of the two datasets and condensing the original dataset [42]. Additionally, Zhao *et al.* [41] present Differentiable Siamese Augmentation, resulting in more informative synthetic images. Nguyen *et al.* condense datasets by utilizing Kernel Inducing Points (KIP) and approximating neural networks with kernel ridge regression (KRR) [21, 22]. Wang *et al.* [28] propose CAFE, which enforces consistency in the statistics of features between synthetic and real samples extracted by each network layer, except the final one. Liu *et al.* [17] propose a novel training objective for slimmable dataset condensation, which extracts a smaller synthetic dataset given only previous condensation results. These approaches demonstrate various techniques for condensing datasets while maintaining substantial performance. By leveraging the condensed dataset, training processes can be accelerated, and storage efficiency can be improved, leading to significant enhancements in tasks such as NAS [27], continual learning [5], and differential privacy [6].

B. Graph Condensation

Traditional methods for graph size reduction include graph sparsification [26, 23] and graph coarsening [18, 19]. However, these methods often sacrifice performance by directly discarding a significant portion of the node and edges. Graph condensation, similar to dataset condensation, aims to synthesize a smaller graph that effectively represents the original

graph. However, the number of developed graph condensation methods is currently limited. The current SOTA graph condensation methods mainly fall into three categories: gradient matching, distribution matching, and trajectory matching. GCOND [13] achieves graph condensation by minimizing the gradient-matching loss between the gradients of training losses with respect to the GNN parameters of both the original and condensed graphs. DosCond [12] and MCond [8] are also gradient-matching-based methods, the former simplifies the gradient-matching process and the latter aims to address the inductive node learning problem. GCDM [16] takes a distribution-matching approach by treating the original graph as a distribution of reception fields of specific nodes. SFGC [44] synthesizes a condensed graph by matching the training trajectories of the original graph. While these methods demonstrate advantages over traditional approaches in specific scenarios, they still face significant challenges in achieving scalability for graphs of any size. One common reason is the entangled condensation strategy, which contributes to the substantial GPU memory requirement. Addressing this challenge would yield significant implications for various applications that involve working with large-scale graphs.

III. PRE-ANALYSIS

In this section, we begin with a brief review of the graph condensation problem, then give a detailed analysis of the dilemma of existing graph condensation methods, and accordingly propose our condensation framework.

A. Background

Suppose that there is a graph dataset $\mathcal{T} = \{A, X, Y\}$, N denotes the number of nodes, $X \in \mathbb{R}^{N \times D}$ is the D -dimensional node feature matrix, $A \in \mathbb{R}^{N \times N}$ is the adjacency matrix, $Y \in \{0, \dots, C-1\}^N$ represents the node labels over C classes. The target of graph condensation is to learn a condensed and informative graph dataset $\mathcal{S} = \{A', X', Y'\}$ with $A' \in \mathbb{R}^{N' \times N'}$, $X' \in \mathbb{R}^{N' \times D}$, $Y' \in \{0, \dots, C-1\}^{N'}$ and $N' \ll N$ so that the GNNs trained on the condensed graph are capable of achieving comparable performance to those trained on the original graph. Thus, the objective function can be formulated as follows:

$$\begin{aligned} & \min_{\mathcal{S}} \mathcal{L}(\text{GNN}_{\theta_S}(A, X), Y) \\ \text{s.t. } & \theta_S = \arg \min_{\theta} \mathcal{L}(\text{GNN}_{\theta}(A', X'), Y'), \end{aligned} \quad (1)$$

where GNN_{θ} represents the GNN model parameterized with θ , θ_S denotes the parameters of the model trained on \mathcal{S} , \mathcal{L} denotes the training loss function such as cross-entropy loss. Directly optimizing the objective function in this bi-level optimization problem is challenging. Additionally, the process is computationally expensive due to the requirement of the second-order derivatives with respect to the GNN parameters.

B. Existing Methods

Existing methods treat X' as free parameters and Y' as predefined values according to the number of each class and

the reduction rate. However, when it comes to the modeling of A' , existing methods have different solutions. Methods such as GCOND and GCDM parameterize the adjacency matrix A' as a function of X' and update both of them together, typically using a simple function:

$$A'_{ij} = \text{sigmoid}\left(\frac{\text{MLP}_{\vartheta}([X'_i; X'_j]) + \text{MLP}_{\vartheta}([X'_j; X'_i])}{2}\right), \quad (2)$$

where MLP_{ϑ} stands for the Multilayer Perceptron, $[X'_i; X'_j]$ denotes the concatenation of the i^{th} and j^{th} nodes features, A'_{ij} denotes the edge weight of the i^{th} and j^{th} nodes. DosCond assumes that the adjacency matrix follows a Bernoulli distribution:

$$P_{\Omega_i}(A'_{ij}) = A'_{ij}\sigma(\Omega_{ij}) + (1 - A'_{ij})\sigma(-\Omega_{ij}), \quad (3)$$

where Ω is the success probability of the Bernoulli distribution and also the parameter to be learned, σ is the sigmoid function. The approach of parameterizing individual elements of the adjacency matrix can indeed be effective for link prediction in the context of small-scale graphs. However, when dealing with large-scale graphs, the sheer number of parameters required becomes a significant drawback. As the graph size increases, the number of elements in the adjacency matrix grows quadratically, resulting in a drastic growth in the number of parameters.

GCOND, GCDM, and DosCond all fall under the category of gradient-matching and distribution-matching methods. In these methods, both the node features and the link prediction module are essential trainable parameters that are involved in a complex forward propagation chain. As a result, their joint optimization during the back-propagation process becomes necessary, as illustrated in Figure 1. The quadratic complexity of the adjacency matrix in the joint optimization process leads to substantial demands on GPU memory usage. To further explore this phenomenon, we conduct an experiment on the ogbn-arxiv and ogbn-products datasets, analyzing the maximum GPU memory usage. Our findings demonstrate that condensing the ogbn-arxiv dataset into a mere 0.5% (909 nodes) of its original size (169,343 nodes) using GCOND consumes over 7.5GB of GPU memory, while GCDM requires over 5.7GB. Additionally, even a single NVIDIA A40 with 49GB of GPU memory is insufficient to condense the ogbn-products dataset (2,449,029 nodes) into just 0.1% of its original size using these methods. These observations indicate the insufficiency of this paradigm in terms of scalability. The significant GPU memory requirement not only hampers the application of these methods to super large-scale datasets but also hinders the selection of higher reduction rates, leading to graphs with lower fidelity. Low fidelity indicates that the condensed graph cannot accurately represent the original graph, compromising the performance of the condensed graph.

SFGC tackles the entangled condensation dilemma by exclusively condensing nodes through the alignment of training trajectories of GNNs trained on both the original and condensed graphs. However, our experiments demonstrate that this approach introduces substantial complexity and exhibits

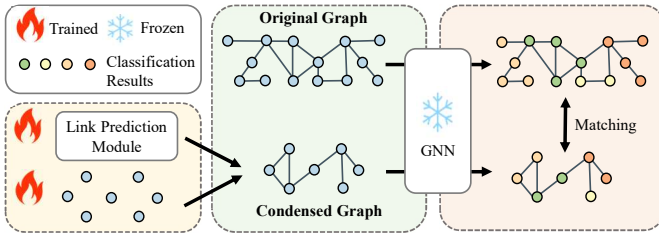


Fig. 1. The condensation paradigm of GCOND, GCDM and DosCond.

poor scalability. The framework requires a large number of teacher GNNs (200 teacher GNNs are required as indicated by the source code) and utilizes their trajectories to condense a graph. However, training 200 models on ogbn-arxiv would take at least 80,000 seconds, and training 200 models on ogbn-products would take almost a month. This extended duration is exceptionally long and unacceptable in practice. Moreover, this paradigm of matching training trajectories can impose a high demand on GPU memory since it involves back-propagation through numerous gradient descent updates, as analyzed by Cazenavette [2], further exacerbating its scalability issues.

In conclusion, current graph condensation methods face significant scalability challenges primarily caused by their entangled condensation strategies that involve both nodes and edges. This limitation makes it difficult to condense super large-scale graphs or generate highly accurate condensed graphs, significantly constraining the broader applications of graph condensation methods across various domains.

IV. METHOD

To address the scalability challenges mentioned above, this section introduces the Disentangled Condensation framework, termed as DisCo. DisCo departs from traditional entangled condensation approaches, providing exceptional scalability for graph condensation.

A. Overall Framework

Our framework contains two complementary modules: the node condensation module and the edge condensation module, which independently focus on condensing node features and topological structure, respectively.

Graph neural networks rely on node features and edges to generate informative embeddings and perform downstream tasks. To ensure trained GNNs are well-suited for the original graph, the condensed graph must preserve node features and topology structure from the original graph as much as possible. So the primary goal of the node condensation module is to preserve the node feature distribution of the original graph, such that condensed nodes accurately represent original nodes for GNN training. To achieve this, we employ a pre-trained node classification MLP along with class centroid and anchor attachment regularizers to ensure the preservation of the feature distribution in the condensed nodes. In the edge condensation module, our objective is to preserve the

topological structure of the original graph in the condensed graph. Given the highly similar distribution of the condensed nodes to the original nodes, their topological patterns can be closely aligned. To accomplish this, we pre-train a specialized link prediction model capable of capturing the complex relationships between nodes and accurately predicting edges within the original graph structure. The knowledge gained from training this model is then transferred to the condensed nodes, facilitating the efficient generation of condensed edges. Although the number of edges may differ, these condensed edges still capture the underlying structural patterns of the original graph since the condensed nodes closely resemble the original nodes.

By embracing the disentangled condensation framework, we are able to condense the node features and topology structure separately. This approach significantly simplifies the optimization process and effectively reduces the GPU memory required for condensation. As a result, it enhances the scalability of graph condensation. The overall pipeline of the proposed Disentangled Condensation framework is shown in Figure 2.

B. Node Condensation

The Node Condensation module is designed to generate a condensed node set that accurately represents the original nodes for the purpose of training GNNs. The success of GNN heavily relies on the distribution of node features, and it significantly influences the connections between edges. Therefore, our primary goal is to ensure the preservation of the node feature distribution from the original graph. To achieve this preservation, we propose a novel node condensation approach that firstly pre-training a node classification MLP based on the original nodes. Since MLP is renowned for its capacity for feature learning, we can sufficiently preserve the distributions of node features of the original graph with the pre-trained node classification MLP. Our goal is to align the condensed node features with the original feature space by applying the pre-trained MLP to the condensed nodes and expecting that the condensed nodes will exhibit excellent classification performance. The question then arises: how can we utilize the MLP to optimize the randomly condensed nodes into nodes that share a similar distribution with the original nodes?

It usually involves some prior knowledge to optimize the generated data trainable from scratch with similar distributions to the realistic data distribution. In computer vision, Alexander *et al.* [20] successfully obtain vivid images from random noise using a CNN model trained on the realistic images, which is written as

$$\min_x \mathcal{L}(\phi_\theta(x), y) + \mathcal{R}(x), \quad (4)$$

where ϕ_θ represents a CNN model trained on the realistic images, $x \in \mathbb{R}^{H \times W \times C}$ is a randomly initialized tensor of size, \mathcal{L} is the cross-entropy loss between predictions $\phi_\theta(x)$ and the synthesized label y , and $\mathcal{R}(\cdot)$ indicates the prior knowledge of images such as illumination and color. This concise yet powerful framework implies that we can reuse the knowledgeable classification models as the supervision signals

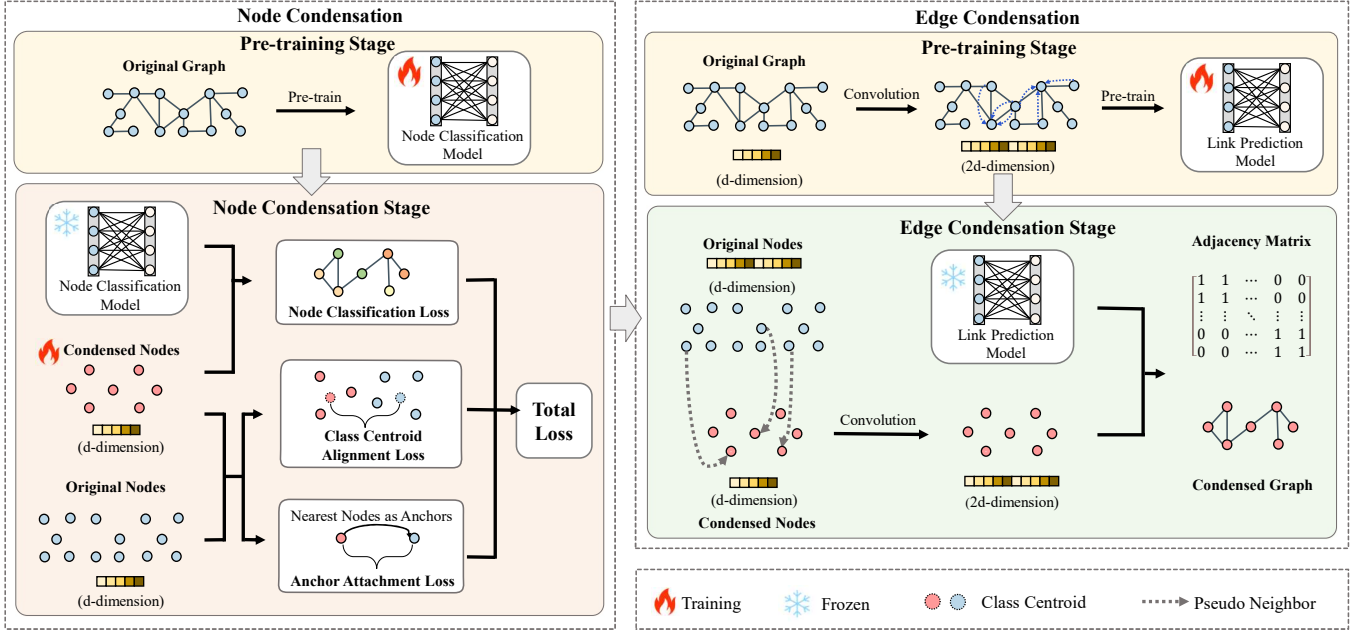


Fig. 2. An illustrative diagram of the proposed DisCo framework. Firstly, we pre-train a node classification model and a link prediction model using the original graph. Subsequently, we employ the pre-trained node classification model, along with class centroid alignment and anchor attachment regularizers, to update the condensed nodes. Finally, we apply the pre-trained link prediction model on the condensed nodes, obtaining the final condensed graph.

and then impose the regularization constraints to reconstruct the details of realistic data, capturing both the global and local perspectives of the data distribution.

Based on this paradigm, we propose to apply a similar approach to optimize node features for node condensation. We aim to generate the condensed nodes by leveraging a node classification MLP trained on the original nodes. The optimization process for the condensed nodes can be expressed as follows:

$$\min_{X'} \mathcal{L}(\phi_{\theta}(X'), Y') + \mathcal{R}(X'), \quad (5)$$

where ϕ_{θ} denotes the MLP classification model trained by the original nodes, X' denotes the condensed node features and Y' denotes the target label. \mathcal{L} represents the classification loss and $\mathcal{R}(\cdot)$ is a regularization term that incorporates prior knowledge of the original nodes. Our approach incorporates two regularization terms to further preserve the node features of the original nodes. The first term is class centroid alignment. Class centroid refers to the average node features of each class, which is a crucial indicator of the distribution of node features. It is essential to ensure that the condensed nodes have comparable class centroids in order to preserve the same feature distribution, so the first term is:

$$\mathcal{L}_{\text{alignment}} = \sum_{c=0}^{C-1} (u_c - u'_c)^2, \quad (6)$$

where u_c and u'_c denote the centroids of c class of the original and condensed nodes respectively. The second term is anchor attachment. In this context, anchors refer to the nearest original

nodes that belong to the same class as each condensed node. It is crucial to ensure that the condensed nodes are in close proximity to anchors in terms of distance to guarantee a more similar distribution. This also facilitates the transfer of the pre-trained link prediction model in the edge condensation module. Therefore, in this term, our objective is to enable each condensed node to be attached to k -nearest anchors among the original nodes using a distance term:

$$\mathcal{L}_{\text{anchor}} = \sum_{i=1}^{N'} \sum_{j=1}^M D(X'_i, \text{Anchor}_{ij}), \quad (7)$$

where Anchor_{ij} is the j^{th} anchors of X'_i , M is the anchor number, and D is the distance function like L2 distance. By including this term, the condensed nodes can be related to the original nodes explicitly, thus ensuring that each node does not deviate too much from the original distribution. With the above regularization terms, the final node condensation objective function is written as:

$$\arg \min_{X'} (\mathcal{L}(\phi_{\theta}(X'), Y') + \alpha \mathcal{L}_{\text{alignment}} + \beta \mathcal{L}_{\text{anchor}}), \quad (8)$$

where α and β are hyperparameters that control the weights of class centroid alignment and anchor attachment.

Super Large-Scale Node Condensation. The node condensation process mentioned above provides significant advantages compared to traditional graph condensation methods. It significantly simplifies the optimization process and requires much less GPU memory. However, applying node condensation to super large-scale graphs containing hundreds of millions of

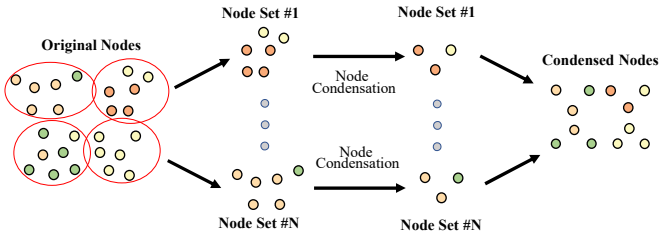


Fig. 3. The illustration of the divide-and-condense node condensation module. In the initial step, the nodes are divided into N sets to ensure each set is manageable for node condensation. Next, the node condensation process is applied independently to each set. Finally, these condensed node sets are combined to form a complete set of condensed nodes.

nodes is still challenging due to the immense number of parameters involved and stringent GPU memory limitations. Fortunately, our disentangled strategy provides a viable solution for condensing nodes in these large-scale graphs.

To address this challenge, we devise a divide-and-condense module specifically tailored for super large-scale node condensation, as shown in Figure 3. Firstly, we start by dividing the nodes into multiple sets so that each set becomes manageable for node condensation. Subsequently, we apply the node condensation process independently on each set. As a result of the node condensation process, we obtain several condensed node sets, which contain the essential information extracted from their respective original subsets. Finally, we combine these condensed node sets together to form a complete set of condensed nodes. This amalgamation brings together the condensed representations from all the subsets, resulting in an informative representation of condensed nodes. At this point, a significant advantage of the disentangled condensation strategy emerges. We can divide the nodes as extensively as desired without concerns about edge cuts or the subsequent combination step, which makes it a highly scalable approach. This divide-and-condense module is naturally suitable for distributed training because we can condense different batches of nodes with different machines. This flexibility allows us to adapt the node condensation process to the specific requirements of super large-scale graphs.

C. Edge Condensation

After obtaining the condensed nodes that preserve a highly similar distribution to the original nodes, the next step in this section is to condense the topology structure from the original graph into the condensed graph. The process of edge condensation can be divided into two steps: (1) preserving the topology structure of the original graph by pre-training a link prediction model; (2) transferring the link prediction model to the condensed nodes and obtaining condensed edges.

In the first step, our aim is to preserve the topology structure of the original graph through a link prediction model. The link prediction model is commonly employed to capture the relationships between nodes and predict the edges in order to preserve the topology structure. However, this link prediction

TABLE I
THE PERFORMANCE COMPARISON BETWEEN LINK PREDICTION MODELS WITHOUT NEIGHBOR INFORMATION AND WITH NEIGHBOR INFORMATION.

	ogbn-products			reddit		
	Accuracy	Precision	Recall	Accuracy	Precision	Recall
Without	0.892	0.837	0.705	0.925	0.864	0.831
With	0.981	0.962	0.963	0.965	0.926	0.935

task poses unique challenges compared to conventional link prediction tasks. The first challenge arises from the absence of predefined edges in the condensed nodes, making it difficult to utilize a GNN-based link prediction model. Existing methods, such as GCOND and GCDM, rely on a simple MLP without considering neighbor information to predict the edges of the condensed graph. However, disregarding neighbor information during link prediction may not fully capture the relationships between nodes, resulting in suboptimal outcomes. To investigate this, we conduct an experiment on the original ogbn-products and reddit datasets to compare the effectiveness of link prediction models with and without neighbor information.

Based on Table I, it becomes evident that the absence of neighbor information has a significant impact on the performance of the link prediction model. The prediction accuracy, precision, and recall results all experience a drastic decline. This observation serves as a crucial reminder that disregarding neighbor information can significantly undermine the effectiveness of the link prediction model, thereby compromising the preservation of the topology structure.

Therefore, it is crucial for our link prediction model to incorporate neighbor information from the original graph. However, in the second step, transferring such a link prediction model directly to the condensed nodes becomes infeasible due to the absence of pre-defined neighbors in the condensed nodes. To overcome this challenge, we propose a novel transferable approach to apply the link prediction model to the condensed nodes. Our strategy involves identifying suitable pseudo neighbors for each condensed node by leveraging the anchors discussed in the node condensation section. After the node condensation process, each condensed node is associated with one or multiple anchor nodes from the original graph, which are in close proximity. These anchor nodes, along with additional surrounding nodes, can be utilized as pseudo neighbors for the condensed nodes. By performing link prediction on the condensed nodes with pseudo neighbors, we can generate edges for the condensed graph. Although the number of edges may have changed, these edges still capture the underlying topology structure of the original graph. This is because the condensed nodes exhibit a highly similar distribution to that of the original nodes, and they are closely positioned in terms of distance. As a result, through this process, we effectively preserve the fundamental topology structure of the original graph within the condensed graph.

Now, we delve into the detailed implementation of the edge condensation module. We develop a simple yet effective link

prediction model to preserve the topology structure of the original graph. We first perform aggregation to attract neighbor information and obtain the neighbor feature $h_{N(v)}$ of each node. In the aggregation function, we use a max aggregator to highlight the salient information of neighbors. Then we concat the node feature with the above neighbor feature and obtain the convolved node feature of each node:

$$h_v = \text{CONCAT}(h_v, h_{N(v)}). \quad (9)$$

After obtaining the convolved node feature, we can predict the link existence e_{ij} as a function of h , denoted as g_ϑ using the following:

$$e_{ij} = \text{sigmoid}\left(\frac{\text{MLP}_\vartheta([h_i; h_j]) + \text{MLP}_\vartheta([h_j; h_i])}{2}\right), \quad (10)$$

where MLP_ϑ represents the Multilayer Perceptron, $[h_i; h_j]$ denotes the concatenation of the convolved node features of the i^{th} and j^{th} original nodes, and e_{ij} represents the edge existence between the i^{th} and j^{th} original nodes. We can train the link prediction model using Eq. (10) and a binary cross-entropy (BCE) loss function to sufficiently retrieve the topology structure of the origin graph. During each training epoch, we utilize a mini-batch approach to accelerate the convergence speed and reduce the training costs, considering a subset of positive edges and randomly sampling the negative edges. Next, we focus on transferring the link prediction model to the condensed nodes. As mentioned in the node condensation section, each condensed node has k -nearest anchors in the original nodes. We can utilize these anchors along with additional surrounding nodes as pseudo neighbors for the condensed nodes and perform aggregation using a max aggregator to obtain the neighbor features. By combining the features of the condensed nodes and their pseudo neighbors, we obtain the convolved node features of each condensed node as follows:

$$h'_v = \text{CONCAT}(h'_v, h'_{N(v)}), \quad (11)$$

where we denote h'_v as the condensed node features, $N(v)$ as the pseudo neighbors of the condensed nodes in the original graph and $h'_{N(v)}$ as the features of these neighbors. After that, we can apply the pre-trained link prediction model Eq. (10) to the convolved node features and obtain the condensed edges using g'_ϑ :

$$a'_{ij} = \text{sigmoid}\left(\frac{\text{MLP}_\vartheta([h'_i; h'_j]) + \text{MLP}_\vartheta([h'_j; h'_i])}{2}\right), \quad (12)$$

$$A'_{ij} = \begin{cases} a'_{ij}, & \text{if } a'_{ij} \geq \delta, \\ 0, & \text{if } a'_{ij} < \delta, \end{cases} \quad (13)$$

where $[h'_i; h'_j]$ denotes the concatenation of the i^{th} and j^{th} convolved node features, δ is the threshold that decides whether there is an edge, A'_{ij} denotes the final edge weight of the i^{th} and j^{th} condensed nodes. Finally, we can obtain the condensed edges and form the final condensed graph.

Algorithm 1: The Proposed DisCo Framework

Input: Original graph $\mathcal{T} = (A, X, Y)$.

Initialize X' randomly and pre-define condensed labels Y' .

Node Condensation:

Pre-train a node classification model MLP_T .

for $t = 0, \dots, T - 1$ **do**

$\hat{Y}' = \text{MLP}_T(X')$.

$\mathcal{L}_{ce} = \text{CrossEntropyLoss}(\hat{Y}', Y')$.

$\mathcal{L}_{\text{alignment}} = 0$.

for $c \in \{0, \dots, C - 1\}$ **do**

 Compute the proportion of this class λ_c .

 Compute the feature mean u and u' of c class.

$\mathcal{L}_{\text{alignment}} += \lambda_c * (u_C - u'_C)^2$

$\mathcal{L}_{\text{anchor}} = \sum_{i=1}^{N'} \sum_{j=1}^M D(X'_i, \text{Anchor}_{ij})$.

$\mathcal{L} = \mathcal{L}_{ce} + \alpha \mathcal{L}_{\text{alignment}} + \beta \mathcal{L}_{\text{anchor}}$.

 Update $X' = X' - \eta \nabla_{X'} \mathcal{L}$.

Edge Condensation:

Obtain convolved original node features h_v with Eq. (9).

Pre-train a link prediction model g_ϑ with Eq. (10).

Obtain convolved condensed node features h'_v with Eq. (11).

Predict the condensed edges with Eq. (12) and (13).

Output: $\mathcal{S} = (A', X', Y')$.

D. Algorithm

The whole condensation process is divided into two parts in order: node condensation and edge condensation. We show the detailed algorithm of DisCo in Algorithm 1. Random initialization is applied to the condensed node features X' , and the condensed label set Y' is initialized with predetermined values, serving as the starting point for the algorithm. In the node condensation part, we first pre-train a node classification model MLP_T on the original graph. Then, the node condensation loop is initiated, where the classification loss of the condensed nodes is computed using a cross-entropy loss with MLP_T . The algorithm also calculates the class centroid alignment loss. The proportion of each class is determined by dividing the number of nodes within that class by the total number of nodes N' . Afterwards, anchors for each condensed node are identified, and the anchor attachment loss is computed, contributing to the node condensation objective function. This objective function guides the optimization process to update X' , thereby optimizing the condensed node features. After the node condensation, the algorithm proceeds to condense the original edges. We begin by obtaining the convolved node features of the original nodes through aggregation on the original graph. Then we pre-train a link prediction model g_ϑ using the original convolved node features. Following this, anchors for each condensed node along with additional surrounding nodes are identified as pseudo neighbors. This allows us to obtain the convolved node features of the condensed nodes. Link prediction is then applied to the convolved node features, ultimately generating the final adjacency matrix A' for the condensed graph. Finally, upon completion of the algorithm, the condensed graph represented by $\mathcal{S} = (A', X', Y')$ is returned as the output.

TABLE II
THE STATISTICS OF SIX DATASETS.

Dataset	Task Type	#Nodes	#Edges	#Classes	#Training	#Validation	#Test
cora	Node Classification (transductive)	2,708	10,556	7	140	500	1,000
ogbn-arxiv	Node Classification (transductive)	169,343	1,166,243	40	90,941	29,799	48,603
ogbn-products	Node Classification (transductive)	2,449,029	61,859,140	47	196,615	39,323	2,213,091
ogbn-papers100M	Node Classification (transductive)	111,059,956	1,615,685,872	172	1,207,179	125,265	214,338
reddit	Node Classification (inductive)	232,965	114,615,892	41	153,431	23,831	55,703
reddit2	Node Classification (inductive)	232,965	23,213,838	41	153,932	23,699	55,334

V. EXPERIMENTS

In this section, we conduct experiments to validate the effectiveness of the proposed DisCo. We first describe the experimental settings, then compare DisCo against representative baselines with discussions. Furthermore, we implement ablation studies to delve into the effectiveness of the proposed link prediction model and anchor attachment regularizer. Eventually, we perform experiments on NAS to explore the potential of condensed graphs for further applications.

A. Experiment Settings

Datasets. We evaluate the condensation performance of our method on six datasets, four of which are transductive datasets such as cora [15], ogbn-arxiv, ogbn-products and ogbn-papers100M [11] and two of which are inductive datasets like reddit [10] and reddit2 [39]. And we regard the ogbn-papers100M as a super large-scale dataset and utilize the divide-and-condense node condensation approach. We directly use public splits to split them into the training, validation, and test sets. The detailed statistics are summarized in Table II. In the condensation process, We make full use of the complete original graph and training set labels for transductive datasets, whereas we use only the training set subgraph and corresponding labels for inductive datasets.

Baselines. We compare our approach with several baseline methods: (1) three coresets methods including Random, Herding [30] and K-Center [25]; (2) three SOTA graph condensation methods including GCOND [13], GCDM [16] and SFGC [44]. For the coresets methods, we obtain a condensed graph from the original graph by selecting a few core nodes with the three coresets methods and inducing a subgraph from these nodes. We directly use the implementations of coresets and GCOND provided by [13] and the implementation of SFGC by [44]. Since the source code for GCDM cannot be provided by the authors, we have to re-implement our own version of GCDM from scratch. The experimental results demonstrate that our implemented GCDM yields consistent results with those reported in the original paper [16]. To ensure reliability, we employ the published results of [16].

Experimental Pipeline. The experiment process is divided into three stages: (1) obtaining the condensed graph with a reduction rate r , (2) training a GNN_S with the condensed graph, then selecting the best-performed model using the original validation set, and (3) evaluating the model with the

original test set. The experiments for cora, ogbn-arxiv, reddit and reddit2 are performed using a single Quadro P6000, experiments for the others are performed using a single NVIDIA A40 due to the substantial GPU memory demand.

Hyperparameter Settings. In the baseline comparison experiment, we evaluate the performance of the condensed graph by training a GCN on the condensed graph and testing it on the original graph. Our GCN employs a 2-layer architecture with 256 hidden units, and we set the weight decay to $1e-5$ and dropout to 0.5. In the node condensation module, we utilize a 3-layer MLP with 256 hidden units and no dropout for cora, and a 4-layer MLP with 256 hidden units and 0.5 dropout for the others. And in the link prediction model, we utilize a 3-layer MLP with 256 hidden units and 0 dropout. The learning rates for MLP parameters are both set to 0.01. During the pre-training of the link prediction model, we use a mini-batch of positive and negative edges during each epoch with the number of negative edges typically set to three times that of the positive edges. The hyperparameter δ that governs sparsity is set to 0.99 for all the datasets. Additionally, the hyperparameters α and β that control the weight of class centroid alignment and anchor attachment regularizers are set to 100 and 2. For the transductive datasets cora, ogbn-arxiv, ogbn-products, the labeling rates are 5.2%, 53%, and 8%, respectively. We choose reduction rate $r \in \{25\%, 50\%, 100\%\}$, $\{0.1\%, 0.5\%, 1\%\}$, $\{0.25\%, 0.5\%, 1\%\}$ of the label rate, with corresponding final reduction rates of being $\{1.3\%, 2.6\%, 5.2\%\}$, $\{0.05\%, 0.25\%, 0.5\%\}$ and $\{0.02\%, 0.04\%, 0.08\%\}$. And in the inductive datasets reddit and reddit2, the reduction rates are both set to $\{0.05\%, 0.1\%, 0.2\%\}$. For DisCo, we perform 1500 epochs for cora and ogbn-arxiv, and 2500 epochs for the remaining datasets. All parameters in this article remain consistent with those mentioned above, unless specifically stated otherwise.

B. Baseline Comparison

To evaluate the performance of the condensed graphs generated by different condensation methods, we report the test accuracies for each method on different datasets with different reduction rates in Table III. Based on the results, the following observations can be made:

► **Observation 1. DisCo showcases comparable or even much better performance across all datasets and reduction rates, particularly on large-scale graphs.** DisCo outperforms other methods across the majority of test datasets and

TABLE III

THE PERFORMANCE COMPARISON OF OUR PROPOSED DISCO AND BASELINES ON DIFFERENT DATASETS UNDER VARIOUS REDUCTION RATES. PERFORMANCE IS REPORTED AS TEST ACCURACY (%). \pm CORRESPONDS TO ONE STANDARD DEVIATION OF THE AVERAGE EVALUATION OVER 5 TRIALS. "WHOLE DATASET" REFERS TO TRAINING WITH THE WHOLE DATASET WITHOUT GRAPH CONDENSATION.

Dataset	Reduction Rate	Baselines						Proposed		Whole Dataset
		Random	Herding	K-Center	GCOND	GCDM	SFGC	DisCo		
cora	1.3%	63.6 \pm 3.7	67.0 \pm 1.3	64.0 \pm 2.3	79.8 \pm 1.3	69.4 \pm 1.3	80.1 \pm 0.4	76.9 \pm 0.8	82.5 \pm 1.2	
	2.6%	72.8 \pm 1.1	73.4 \pm 1.0	73.2 \pm 1.2	80.1 \pm 0.6	77.2 \pm 0.4	81.7 \pm 0.5	78.7 \pm 0.3		
	5.2%	76.8 \pm 0.1	76.8 \pm 0.1	76.7 \pm 0.1	79.3 \pm 0.3	79.4 \pm 0.1	81.6 \pm 0.8	78.8 \pm 0.5		
ogbn-arxiv	0.05%	47.1 \pm 3.9	52.4 \pm 1.8	47.2 \pm 3.0	59.2 \pm 1.1	53.1 \pm 2.9	65.5 \pm 0.7	64.0 \pm 0.7	71.1 \pm 0.2	
	0.25%	57.3 \pm 1.1	58.6 \pm 1.2	56.8 \pm 0.8	63.2 \pm 0.3	59.6 \pm 0.4	66.1 \pm 0.4	65.9 \pm 0.5		
	0.5%	60.0 \pm 0.9	60.4 \pm 0.8	60.3 \pm 0.4	64.0 \pm 0.4	62.4 \pm 0.1	66.8 \pm 0.4	66.2 \pm 0.1		
ogbn-products	0.02%	53.5 \pm 1.3	55.1 \pm 0.3	48.5 \pm 0.2	55.0 \pm 0.8	53.0 \pm 1.9	61.7 \pm 0.5	62.2 \pm 0.5	74.0 \pm 0.1	
	0.04%	58.5 \pm 0.7	59.1 \pm 0.1	53.3 \pm 0.4	56.4 \pm 1.0	53.5 \pm 1.1	62.9 \pm 1.2	64.5 \pm 0.7		
	0.08%	63.0 \pm 1.2	53.6 \pm 0.7	62.4 \pm 0.5	55.3 \pm 0.3	52.9 \pm 0.9	64.4 \pm 0.4	64.6 \pm 0.8		
reddit	0.05%	46.1 \pm 4.4	53.1 \pm 2.5	46.6 \pm 2.3	88.0 \pm 1.8	73.9 \pm 2.0	89.7 \pm 0.2	91.4 \pm 0.2	93.9 \pm 0.1	
	0.1%	58.0 \pm 2.2	62.7 \pm 1.0	53.0 \pm 3.3	89.6 \pm 0.7	76.4 \pm 2.8	90.0 \pm 0.3	91.8 \pm 0.3		
	0.2%	66.3 \pm 1.9	71.0 \pm 1.6	58.5 \pm 2.1	90.1 \pm 0.5	81.9 \pm 1.6	90.3 \pm 0.3	91.7 \pm 0.3		
reddit2	0.05%	48.3 \pm 6.4	46.9 \pm 1.2	43.2 \pm 3.2	79.1 \pm 2.2	73.5 \pm 4.7	84.4 \pm 1.7	90.9 \pm 0.4	93.5 \pm 0.1	
	0.1%	57.8 \pm 3.1	62.5 \pm 2.8	51.9 \pm 0.7	82.4 \pm 1.0	75.4 \pm 1.8	88.1 \pm 1.9	90.8 \pm 0.5		
	0.2%	65.5 \pm 2.5	71.4 \pm 1.6	57.4 \pm 1.8	80.6 \pm 0.4	80.8 \pm 3.1	88.6 \pm 1.1	91.3 \pm 0.3		

TABLE IV

THE CONDENSATION TIME OF OUR PROPOSED DISCO AND BASELINES ON DIFFERENT DATASETS (#NODE/#EDGE).

		ogbn-arxiv (169K/1M)			reddit (232K/114M)			ogbn-products (2M/61M)			Average
		0.05%	0.25%	0.5%	0.05%	0.1%	0.2%	0.008%	0.02%	0.04%	Rank
GCOND	Total	13,224s	4,292s	18,885s	15,816s	16,320s	19,225s	20,092s	25,444s	25,818s	3.0
GCDM	Total	1,544s	5,413s	13,602s	1,912s	2,372s	4,670s	11,022s	12,316s	13,292s	4.0
SFGC	Total	1.0 days	1.0 days	1.0 days	3.3 days	3.3 days	3.3 days	3.0 days	3.0 days	3.0 days	1.6
DisCo	Node	99s	106s	107s	335s	380s	444s	111s	216s	250s	1.4
	Edge	1,244s	1,244s	1,244s	5,597s	5,597s	5,597s	3,641s	3,641s	3,641s	
	Total	1,343s	1,350s	1,351s	5,932s	5,977s	6,041s	3,752s	3,857s	4,141s	

surpasses SOTA methods by more than 2% on reddit and reddit2. On the other hand, DisCo falls behind GCOND and SFGC on cora, a well-known co-author network with relatively small sizes. This phenomenon indicates that the optimization difficulty drastically increases when increasing the sizes of the graphs, while it is much easier to obtain better performance on small-scale graphs.

► **Observation 2. DisCo demonstrates remarkable performance even with extremely low reduction rates.** In the case of the reddit dataset, reductions of 0.05%, 0.1%, and 0.2% still results in 98.0%, 98.1%, and 98.3% of the whole dataset GNN performance, respectively. Moreover, DisCo shows minimal performance degradation on reddit and reddit2 when reducing the reduction rate from 0.2% to 0.05%. While SFGC also demonstrates powerful performance at high computation costs, DisCo consistently surpasses SFGC at the lowest reduction rates on relatively larger graphs, including ogbn-products, reddit, and reddit2.

► **Observation 3. As the reduction rate increases, the**

performance of DisCo shows a tendency to improve and approaches the performance of the entire dataset. This is reasonable because higher reduction rates typically indicate higher fidelity, meaning that more information is preserved in the condensed graph. Consequently, the performance of the condensed graph tends to be better.

C. Time

In this section, we compare the condensation duration of four methods: GCOND, GCDM, SFGC and DisCo. Our method differs from the others as it incorporates separate node condensation and edge condensation modules. To provide a comprehensive analysis, we report the time taken for node condensation and edge condensation separately, and then present the total condensation time. In the edge condensation module, the majority of the time is spent during the link prediction model pre-training stage. The time spent in transferring the model can be considered negligible in comparison. Average

Rank in Table IV means the average performance rank of the method across three datasets.

It can be observed from Table IV that the node condensation process is highly efficient, with extremely short durations. In contrast, the edge condensation process takes significantly longer compared to the node condensation process. It is worth mentioning that the edge condensation duration is greatly influenced by the number of edges in the original graph. If the original graph is densely connected, the pre-training duration might be substantially longer, as evidenced by the observations in the reddit dataset.

Upon examining the total duration, it is clear that SFGC is significantly slower than DisCo, with a difference of over 30 times. This is primarily due to the reliance of SFGC on hundreds of teacher GNNs, which require much more time than the condensation process. This indicates that SFGC is highly inefficient and impractical. Meanwhile, DisCo demonstrates significantly shorter durations compared to existing graph condensation methods in the ogbn-arxiv and ogbn-products datasets. Although GCDM displays faster training speed than DisCo on the dense graph reddit, it consistently demonstrates the poorest performance across all datasets. In contrast, DisCo delivers the best performance across the majority of datasets. This implies that the link prediction model of DisCo effectively enhances the topology structure similarity of the condensed graph at an affordable cost.

It is important to emphasize a significant advantage of DisCo lies in its ability to pre-train the link prediction model only once and subsequently apply it to different condensed nodes. This means that after the initial condensation, we only need to consider the duration of node condensation as the total condensation duration since there is no need to retrain the link prediction model. Consequently, the condensation speed becomes over 10 times faster in the case of ogbn-arxiv and over 5 times faster in the case of reddit, when compared to other methods. This makes DisCo a far more efficient option, particularly in scenarios where graph condensation needs to be performed multiple times with varying reduction rates.

D. Scalability

In this section, we investigate the scalability of DisCo and compare it with other graph condensation methods. We begin by assessing the ability of DisCo to condense super large-scale graphs. The super large-scale graph we use is the ogbn-papers100M dataset, which contains over 100 million nodes and 1 billion edges. We utilize DisCo to condense the ogbn-papers100M dataset and compare its performance with three coresets methods including Random, Herding and K-Center using a SGC [31]. In our experiment, we follow the official implementation of SGC by OGB (Open Graph Benchmark) on this dataset, dropping 40% of the edges.

The results presented in Table V highlight the effectiveness of DisCo in condensing the ogbn-papers100M dataset at different reduction rates while maintaining a significant level of performance. DisCo achieves performance improvement of over at all reduction rates compared to coresets methods,

TABLE V
THE PERFORMANCE COMPARISON OF OUR PROPOSED DISCO AND CORESET METHODS USING SGC ON THE OGBN-PAPERS100M DATASET. "WHOLE DATASET" REFERS TO TRAINING WITH THE WHOLE DATASET.

	ogbn-papers100M				
	0.005%	0.01%	0.02%	0.05%	Whole Dataset
Random	12.8	17.8	29.8	37.5	
Herding	21.3	26.8	36.2	43.7	63.3
K-Center	8.7	10.4	17.2	26.3	
DisCo	48.3	49.6	48.7	49.7	

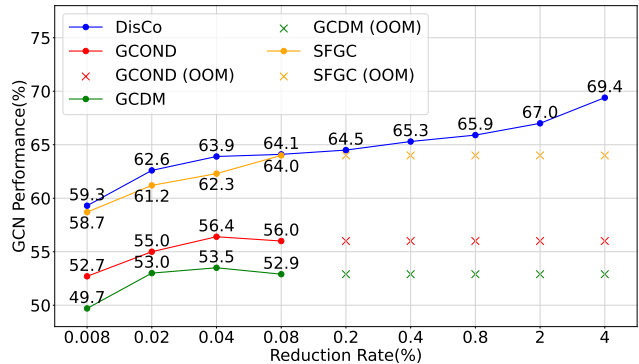


Fig. 4. The performance comparison of our proposed DisCo and baselines using GCN under different reduction rates on the ogbn-products Dataset. "OOM" stands for out of GPU memory (49GB).

demonstrating its superior effectiveness. Unfortunately, there is still a notable performance gap between the condensed and original graphs. This discrepancy primarily stems from the limited portion of training set nodes, constituting only 1% of the total nodes. A substantial amount of valuable information from the unlabeled nodes is lost during the node condensation process. Nonetheless, the capability of DisCo to handle extremely large-scale graphs highlights its potential for real-world applications involving large-scale graph problems.

Scalability in the graph condensation problem encompasses more than just the ability to handle super large-scale graphs, it also involves the capability to obtain high-fidelity condensed graphs. Therefore, we compare the effectiveness of different condensation methods in condensing high-fidelity graphs by evaluating their performance at various reduction rates. Through this analysis, we can also identify the reduction rates at which each condensation method achieves optimal performance, striking a balance between reduction rates and model effectiveness. We evaluate the performance of three condensation methods using the ogbn-products dataset with a GCN. We consider nine different reduction rates: 0.008%, 0.02%, 0.04%, 0.08%, 0.2%, 0.4%, 0.8%, 2%, and 4%.

The results presented in Figure 4 demonstrate that DisCo consistently outperforms other condensation methods across all reduction rates. Additionally, DisCo exhibits a higher upper limit for the reduction rate, exceeding 4%, allowing for the generation of high-fidelity condensed graphs. In contrast, the

TABLE VI

THE GENERALIZATION CAPABILITIES OF DIFFERENT CONDENSATION METHODS. ‘‘SAGE’’ STANDS FOR GRAPH SAGE, AND ‘‘AVG.’’ STANDS FOR THE AVERAGE TEST ACCURACY OF FIVE GNNs.

	Methods	MLP	GCN	SGC	SAGE	GIN	JKNet	Avg.
ogbn-arxiv (0.5%)	GCOND	43.8	64.0	63.6	55.9	60.1	61.6	61.0
	GCDM	41.8	61.7	60.1	53.0	58.4	57.2	58.1
	SFGC	46.6	67.6	63.8	63.8	61.9	65.7	64.6
	DisCo	49.5	66.2	64.9	64.2	63.2	66.2	64.9
reddit (0.2%)	GCOND	48.4	91.7	92.2	73.0	83.6	87.3	85.6
	GCDM	40.5	83.3	79.9	55.0	78.8	77.3	74.9
	SFGC	45.4	87.8	87.6	84.5	80.3	88.2	85.7
	DisCo	55.2	91.8	92.5	89.0	85.4	90.5	89.8
reddit2 (0.2%)	GCOND	35.7	82.4	77.1	59.8	79.6	73.0	74.4
	GCDM	32.5	84.7	78.0	55.3	75.3	70.6	72.8
	SFGC	42.6	88.0	86.8	77.9	74.8	86.0	82.7
	DisCo	50.2	91.6	92.0	88.2	87.0	89.5	89.7

other methods have upper limits of only 0.08%. Beyond a reduction rate of 0.08%, other methods cannot proceed due to insufficient GPU resources, resulting in low-fidelity condensed graphs. These findings highlight the strong ability of DisCo to condense high-fidelity graphs compared to other methods. Furthermore, the optimal GCN performance achieved by DisCo is 69.4%, which is over 5% higher than the optimal performance of the other methods. This indicates that a high-fidelity condensed graph is crucial in achieving excellent GNN performance, making scalability an even more meaningful topic to consider. Although a high reduction rate is beneficial in achieving excellent performance, it also entails increased GPU memory requirements and longer processing time, which can be significant drawbacks. Therefore, striking a balance between achieving the desired condensation performance and effectively managing computational resources becomes essential when selecting the optimal reduction rate.

E. Generalizability

In this section, we illustrate the generalizability of different condensation methods using different GNN models following the condensation process. The models employed in our experiments include GCN, SGC, GraphSAGE [10], GIN [34], JKNet [35], and MLP. To ensure compatibility with our framework, we independently implement the code for these models, which will be made publicly available.

The results presented in Table VI highlight the exceptional generalization capabilities of the condensed graph generated by DisCo across various GNN architectures and datasets. DisCo demonstrates remarkable generalizability when compared to other methods. The condensed graph produced by DisCo outperforms the other methods by a substantial margin across the vast majority of datasets and models. Notably, the average performance of DisCo surpasses that of the other methods across all datasets. Remarkably, DisCo exhibits a significant advantage when applied to SAGE and GIN models. This can be attributed to the fact that other methods require specific teacher GNNs (such as GCN and SGC) to perform

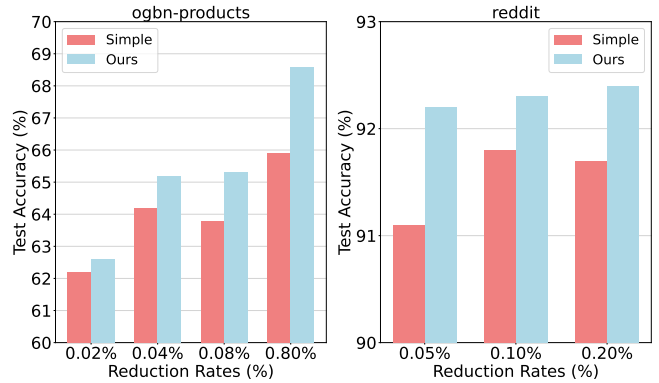


Fig. 5. Evaluation of the proposed link prediction model.

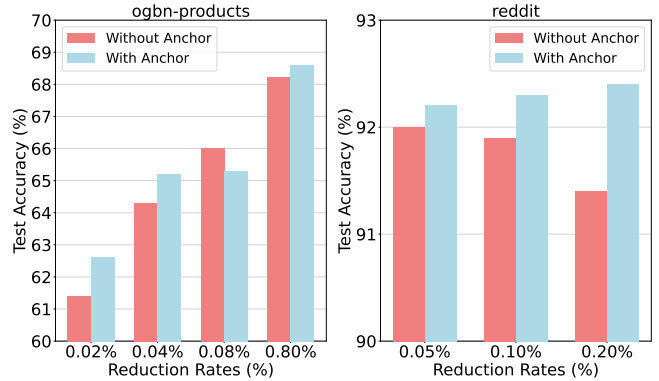


Fig. 6. Evaluation of the proposed anchor attachment regularizer.

condensation, which limits their ability to generalize to other architectures. In contrast, DisCo distinguishes itself by not relying on any GNNs for the condensation process. Its primary focus on preserving node features and topology structure grants it superior generalizability across a diverse range of GNN architectures. Furthermore, MLP consistently demonstrates the lowest performance among all the models across all datasets and condensation methods. This highlights the crucial role of edges in the condensed graph and emphasizes their indispensability.

These results provide compelling evidence for the effectiveness of DisCo in producing condensed graphs with exceptional generalization abilities. Its ability to consistently outperform other methods, especially in models like SAGE and GIN, showcases its potential for broad applicability in various graph condensation tasks.

F. Ablation Study

Proposed Link Prediction Model. In this subsection, we aim to validate the effectiveness of the link prediction model utilized in DisCo by comparing it with a traditional method Eq. (2) that ignores neighbor information (referred to as simple in Figure 5). We conduct experiments on the ogbn-products and reddit datasets using the GCN. The results are summarized

in Figure 5. Based on the obtained results, we can observe that our link prediction method consistently outperforms the simple link prediction method across all datasets and reduction rates. Furthermore, in the ogbn-products dataset, the performance gap between the two methods increases as the reduction rate increases. These findings highlight the effectiveness of our link prediction model in preserving the topology structure, primarily due to its ability to capture neighbor information.

Proposed Anchor Attachment Regularizer. In this subsection, we aim to validate the effectiveness of the anchor attachment regularizer used in DisCo by comparing the performance of the condensed graph generated with and without anchors. Notice that in the no anchor case, we directly use the nearest points in the original nodes as condensed nodes’ pseudo neighbors. For this assessment, we conduct experiments on the ogbn-products and reddit datasets using the GCN. The results of these experiments are summarized in Figure 6. From the obtained results, we observe a considerable drop in the performance of the condensed graph when anchors are not utilized across the vast majority of cases. This finding emphasizes the value of using anchors to constrain the distance between the condensed nodes and the original nodes. There are two main reasons for this improvement. Firstly, with anchors, we can obtain a more similar node feature distribution between the condensed nodes and the original nodes, which allows for better representation learning. Secondly, with anchors, we can attract more accurate neighbor information from the original nodes, enabling more precise link prediction within the condensed nodes.

G. Neural Architecture Search

In this section, we aim to evaluate the effectiveness of our approach in conducting NAS. We conduct a NAS experiment on the condensed graph and compare it to a direct search on the original graph. Our investigation focuses on a search space that includes 162 GCN architectures with different configurations of layers, hidden units, and activation functions. To assess the performance of the search process, we employ two benchmark datasets: ogbn-arxiv and reddit. The procedure for conducting the search on the condensed graph is outlined as follows:

- 1) Utilize the original graph or condensed graph to train 162 GNNs (GNN_S) using different GNN architectures from the search space.
- 2) Select the GNN architecture of the best-performing GNN_S using the original validation set as the optimal GNN architecture.
- 3) Train the optimal GNN_S architecture on the original graph and obtain the NAS result GNN_{NAS} .

By comparing the performance of GNN_{NAS} obtained from both the condensed graph and the original graph, we can evaluate the effectiveness of the condensed graph approach in guiding the NAS process. The comprehensive search space encompasses a wide range of combinations involving layers, hidden units, and activation functions:

- 1) **Number of layers:** We search the number of layers in the range of $\{2, 3, 4\}$.

TABLE VII
EVALUATION OF NEURAL ARCHITECTURE SEARCH. PERFORMANCE IS REPORTED AS TEST ACCURACY (%). “BT” AND “AT” REFER TO EVALUATION BEFORE TUNING AND AFTER TUNING. “WD” REFERS TO SEARCHING WITH THE WHOLE DATASET.

	GNN_S		GNN_{NAS}		Time	
	BT	AT	DisCo	WD	DisCo	WD
ogbn-arxiv (0.5%)	65.6	66.8	72.1	72.1	15s	104s
reddit (0.2%)	92.1	92.6	94.5	94.6	32s	518s

- 2) **Hidden dimension:** We search the number of hidden dimensions in the range of $\{128, 256, 512\}$.
- 3) **Activation function:** The available activation functions are: $\{\text{sigmoid}(\cdot), \text{tanh}(\cdot), \text{relu}(\cdot), \text{softplus}(\cdot), \text{leakyrelu}(\cdot), \text{elu}(\cdot)\}$.

Table VII summarizes our research findings, including the test accuracy of GNN_S before and after tuning (we utilize the results obtained in the baseline comparison section as the pre-tuning results), the NAS result GNN_{NAS} , and the average time required to search a single architecture on both the condensed and original graphs. Our experimental results demonstrate that the condensed graph of DisCo offers efficient parameter tuning and performance improvements of over 0.5% for both the ogbn-arxiv and reddit datasets. The best architectures discovered through NAS on the condensed graphs are $\{3, 512, \text{elu}(\cdot)\}$ and $\{2, 128, \text{tanh}(\cdot)\}$ for ogbn-arxiv and reddit, respectively. Remarkably, we observe that the best architectures obtained by the condensed graphs achieve comparable GNN_{NAS} performance to those obtained using the original graph, with a negligible NAS result gap of less than 0.1%. Furthermore, utilizing the condensed graph significantly reduces the search time, with a speed improvement of more than six times compared to the original graph. These findings highlight the viability and efficiency of leveraging the condensed graph for NAS, as it provides comparable performance while substantially reducing the required search time.

VI. CONCLUSION

This paper introduces DisCo, a novel disentangled graph condensation framework designed to address the entangled condensation issues observed in existing methods, which limit their applicability to super large-scale graphs and generate high-fidelity condensed graphs. DisCo obtains the condensed nodes and edges via the node condensation and edge condensation modules respectively. This simple yet remarkably effective approach reduces the quadratic complexity of the condensed node count to linear complexity during training, resulting in significant savings in terms of condensation costs compared to existing methods. Consequently, DisCo scales successfully to ogbn-papers100M, a dataset consisting of over 100 million nodes and 1 billion edges, providing highly tunable reduction rates. Extensive experiments conducted on five datasets demonstrate that DisCo consistently performs on par with or outperforms state-of-the-art baselines while

maintaining an extremely low-cost. In future work, we plan to extend the disentangled framework to various types of graphs, including heterogeneous graphs and hypergraphs, making it a universally applicable framework.

REFERENCES

- [1] Shaked Brody, Uri Alon, and Eran Yahav. “How Attentive are Graph Attention Networks?” In: *International Conference on Learning Representations*. 2021.
- [2] George Cazenavette et al. “Dataset distillation by matching training trajectories”. In: *IEEE/CVF Conference on Computer Vision and Pattern Recognition*. 2022, pp. 4750–4759.
- [3] Dawei Cheng et al. “Graph neural network for fraud detection via spatial-temporal attention”. In: *IEEE Transactions on Knowledge and Data Engineering* 34.8 (2020), pp. 3800–3813.
- [4] Avery Ching et al. “One trillion edges: Graph processing at facebook-scale”. In: *Proceedings of the VLDB Endowment* 8.12 (2015), pp. 1804–1815.
- [5] Zhiwei Deng and Olga Russakovsky. “Remember the past: Distilling datasets into addressable memories for neural networks”. In: *arXiv preprint arXiv:2206.02916* (2022).
- [6] Tian Dong, Bo Zhao, and Lingjuan Lyu. “Privacy for free: How does dataset condensation help privacy?” In: *International Conference on Machine Learning*. 2022, pp. 5378–5396.
- [7] Wenqi Fan et al. “Graph neural networks for social recommendation”. In: *International World Wide Web Conference*. 2019, pp. 417–426.
- [8] Xinyi Gao et al. “Graph Condensation for Inductive Node Representation Learning”. In: *arXiv preprint arXiv:2307.15967* (2023).
- [9] Yang Gao et al. “Graph neural architecture search”. In: *International Joint Conference on Artificial Intelligence*. 2021.
- [10] William L. Hamilton, Zhitao Ying, and Jure Leskovec. “Inductive Representation Learning on Large Graphs”. In: *Advances in Neural Information Processing Systems*. 2017.
- [11] Weihua Hu et al. “Open graph benchmark: Datasets for machine learning on graphs”. In: *Conference on Neural Information Processing Systems*. Vol. 33. 2020, pp. 22118–22133.
- [12] Wei Jin et al. “Condensing graphs via one-step gradient matching”. In: *ACM SIGKDD Conference on Knowledge Discovery and Data Mining*. 2022, pp. 720–730.
- [13] Wei Jin et al. “Graph condensation for graph neural networks”. In: *arXiv preprint arXiv:2110.07580* (2021).
- [14] Yongcheng Jing et al. “Amalgamating knowledge from heterogeneous graph neural networks”. In: *Proceedings of the IEEE/CVF conference on computer vision and pattern recognition*. 2021, pp. 15709–15718.
- [15] Thomas N. Kipf and Max Welling. “Semi-Supervised Classification with Graph Convolutional Networks”. In: *International Conference on Learning Representations*. 2017.
- [16] Mengyang Liu et al. “Graph condensation via receptive field distribution matching”. In: *arXiv preprint arXiv:2206.13697* (2022).
- [17] Songhua Liu et al. “Slimmable dataset condensation”. In: *IEEE/CVF Conference on Computer Vision and Pattern Recognition*. 2023, pp. 3759–3768.
- [18] Andreas Loukas. “Graph Reduction with Spectral and Cut Guarantees.” In: *J. Mach. Learn. Res.* 20.116 (2019), pp. 1–42.
- [19] Andreas Loukas and Pierre Vandergheynst. “Spectrally Approximating Large Graphs with Smaller Graphs”. In: *International Conference on Machine Learning*. Proceedings of Machine Learning Research. 2018.
- [20] Alexander Mordvintsev, Christopher Olah, and Mike Tyka. “Inceptionism: Going deeper into neural networks”. In: (2015).
- [21] Timothy Nguyen, Zhoung Chen, and Jaehoon Lee. “Dataset meta-learning from kernel ridge-regression”. In: *arXiv preprint arXiv:2011.00050* (2020).
- [22] Timothy Nguyen et al. “Dataset distillation with infinitely wide convolutional networks”. In: vol. 34. 2021, pp. 5186–5198.
- [23] David Peleg and Alejandro A Schäffer. “Graph spanners”. In: *Journal of Graph Theory* 13.1 (1989), pp. 99–116.
- [24] Patrick Reiser et al. “Graph neural networks for materials science and chemistry”. In: *Communications Materials* 3.1 (2022), p. 93.
- [25] Ozan Sener and Silvio Savarese. “Active learning for convolutional neural networks: A core-set approach”. In: *arXiv preprint arXiv:1708.00489* (2017).
- [26] Daniel A Spielman and Shang-Hua Teng. “Spectral sparsification of graphs”. In: *SIAM Journal on Computing* 40.4 (2011), pp. 981–1025.
- [27] Felipe Petroski Such et al. “Generative teaching networks: Accelerating neural architecture search by learning to generate synthetic training data”. In: *International Conference on Machine Learning*. 2020, pp. 9206–9216.
- [28] Kai Wang et al. “Cafe: Learning to condense dataset by aligning features”. In: *IEEE/CVF Conference on Computer Vision and Pattern Recognition*. 2022, pp. 12196–12205.
- [29] Tongzhou Wang et al. “Dataset distillation”. In: *arXiv preprint arXiv:1811.10959* (2018).
- [30] Max Welling. “Herding dynamical weights to learn”. In: *International Conference on Machine Learning*. 2009, pp. 1121–1128.
- [31] Felix Wu et al. “Simplifying graph convolutional networks”. In: *International Conference on Machine Learning*. 2019, pp. 6861–6871.
- [32] Zhiyuan Wu et al. “Rumor detection based on propagation graph neural network with attention mechanism”. In: *Expert systems with applications* 158 (2020), p. 113595.

- [33] Zonghan Wu et al. “A comprehensive survey on graph neural networks”. In: *IEEE Transactions on Neural Networks and Learning Systems* 32.1 (2020), pp. 4–24.
- [34] Keyulu Xu et al. “How Powerful are Graph Neural Networks?” In: *International Conference on Learning Representations*. 2018.
- [35] Keyulu Xu et al. “Representation learning on graphs with jumping knowledge networks”. In: *International Conference on Machine Learning*. 2018, pp. 5453–5462.
- [36] Chengxuan Ying et al. “Do transformers really perform badly for graph representation?” In: *Advances in Neural Information Processing Systems* 34 (2021), pp. 28877–28888.
- [37] Rex Ying et al. “Graph convolutional neural networks for web-scale recommender systems”. In: *ACM SIGKDD international Conference on Knowledge Discovery and Data Mining*. 2018, pp. 974–983.
- [38] Zhitao Ying et al. “Hierarchical graph representation learning with differentiable pooling”. In: *Advances in neural information processing systems* 31 (2018).
- [39] Hanqing Zeng et al. “Graphsaint: Graph sampling based inductive learning method”. In: *arXiv preprint arXiv:1907.04931* (2019).
- [40] Muhan Zhang and Yixin Chen. “Link prediction based on graph neural networks”. In: *Conference on Neural Information Processing Systems*. Vol. 31. 2018.
- [41] Bo Zhao and Hakan Bilen. “Dataset condensation with differentiable siamese augmentation”. In: *International Conference on Machine Learning*. 2021, pp. 12674–12685.
- [42] Bo Zhao and Hakan Bilen. “Dataset condensation with distribution matching”. In: *IEEE/CVF Winter Conference on Applications of Computer Vision*. 2023, pp. 6514–6523.
- [43] Bo Zhao, Konda Reddy Mopuri, and Hakan Bilen. “Dataset Condensation with Gradient Matching”. In: *International Conference on Learning Representations*. 2021.
- [44] Xin Zheng et al. “Structure-free Graph Condensation: From Large-scale Graphs to Condensed Graph-free Data”. In: *arXiv preprint arXiv:2306.02664* (2023).
- [45] Hongkuan Zhou et al. “TGL: a general framework for temporal GNN training on billion-scale graphs”. In: *Proceedings of the VLDB Endowment* 15.8 (2022), pp. 1572–1580.
- [46] Jie Zhou et al. “Graph neural networks: A review of methods and applications”. In: *AI Open* 1 (2020), pp. 57–81.