

OK-Robot: What Really Matters in Integrating Open-Knowledge Models for Robotics

Peiqi Liu*¹ Yaswanth Orru*¹ Jay Vakil² Chris Paxton²
Nur Muhammad Mahi Shafiullah^{†1} Lerrel Pinto^{†1}

New York University¹, AI at Meta²

<https://ok-robot.github.io>

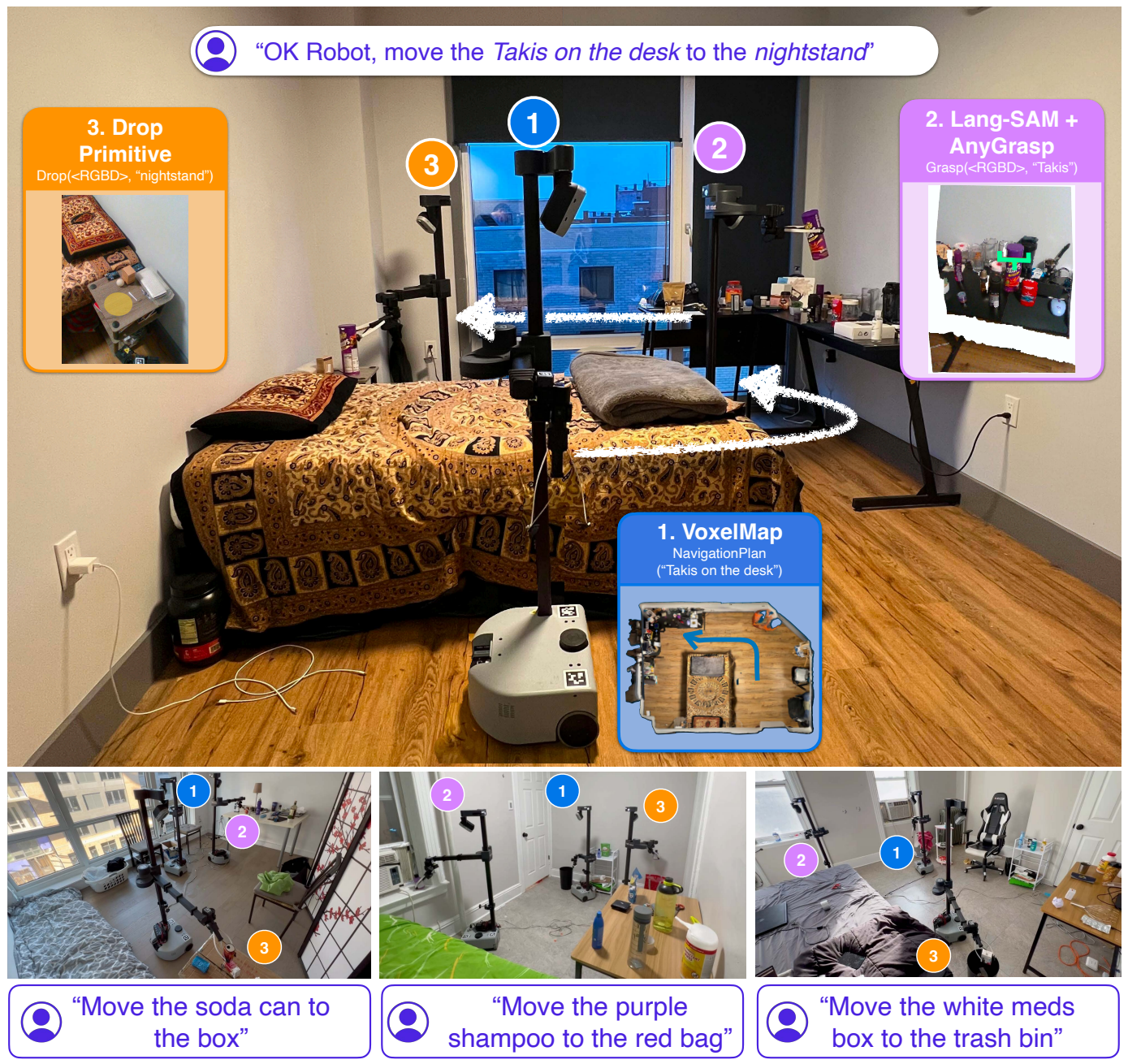


Fig. 1: OK-Robot is an Open Knowledge robotic system, which integrates a variety of learned models trained on publicly available data, to pick and drop objects in real-world environments. Using Open Knowledge models such as CLIP, Lang-SAM, AnyGrasp, and OWL-ViT, OK-Robot achieves a 58.5% success rate across 10 unseen, cluttered home environments, and 82.4% on cleaner, decluttered environments.

Abstract— Remarkable progress has been made in recent years in the fields of vision, language, and robotics. We now have vision models capable of recognizing objects based on language queries, navigation systems that can effectively control mobile systems, and grasping models that can handle a wide range of objects. Despite these advancements, general-purpose applications of robotics still lag behind, even though they rely on these fundamental capabilities of recognition, navigation, and grasping. In this paper, we adopt a systems-first approach to develop a new Open Knowledge-based robotics framework called OK-Robot. By combining Vision-Language Models (VLMs) for object detection, navigation primitives for movement, and grasping primitives for object manipulation, OK-Robot offers an integrated solution for pick-and-drop operations without requiring any training. To evaluate its performance, we run OK-Robot in 10 real-world home environments. The results demonstrate that OK-Robot achieves a 58.5% success rate in open-ended pick-and-drop tasks, representing a new state-of-the-art in Open Vocabulary Mobile Manipulation (OVMM) with nearly $1.8\times$ the performance of prior work. On cleaner, uncluttered environments, OK-Robot’s performance increases to 82%. However, the most important insight gained from OK-Robot is the critical role of nuanced details when combining Open Knowledge systems like VLMs with robotic modules. We published our code and robot videos on <https://ok-robot.github.io> to encourage further investigation.

I. INTRODUCTION

Creating a general-purpose robot has been a longstanding dream of the robotics community. With the increase in data-driven approaches and large robot models, impressive progress is being made [1–4]. However, current systems are brittle, closed, and fail when encountering unseen scenarios. Even the largest robotics models can often only be deployed in previously seen environments [5, 6]. The brittleness of these systems is further exacerbated in settings where little robotic data is available, such as in unstructured home environments.

The poor generalization of robotic systems lies in stark contrast to large vision models [7–10], which show capabilities of semantic understanding [11–13], detection [7, 8], and connecting visual representations to language [9, 10, 14]. At the same time, base robotic skills for navigation [15], grasping [16–19], and rearrangement [20, 21] are fairly mature. Hence, it is perplexing that robotic systems that combine modern vision models with robot-specific primitives perform so poorly. To highlight the difficulty of this problem, the recent NeurIPS 2023 challenge for open-vocabulary mobile manipulation (OVMM) [22] registered a success rate of 33% for the winning solution [23].

So what makes open-vocabulary robotics so hard? Unfortunately, there isn’t a single challenge that makes this problem hard. Instead, inaccuracies in different components compound and together results in an overall drop. For example, the quality of open-vocabulary retrievals of objects in homes is dependent on the quality of query strings, navigation targets determined by VLMs may not be reachable to the robot, and the choice of different grasping models may lead to large differences in grasping performance. Hence, making progress on this problem requires a careful and nuanced framework that both integrates

VLMs and robotics primitives, while being flexible enough to incorporate newer models as they are developed by the VLM and robotics community.

We present OK-Robot, an *Open Knowledge Robot* that integrates state-of-the-art VLMs with powerful robotics primitives for navigation and grasping to enable pick-and-drop. Here, *Open Knowledge* refers to learned models trained on large, publicly available datasets. When placed in a new home environment, OK-Robot is seeded with a scan taken from an iPhone. Given this scan, dense vision-language representations are computed using LangSam [24] and CLIP [9] and stored in a semantic memory. Then, when a language-query for an object to be picked comes in, semantic memory is queried with the language embedding to find that object. After this, navigation and picking primitives are applied sequentially to move to the desired object and pick it up. A similar process can be carried out for dropping the object.

To study OK-Robot, we tested it in 10 real world home environments. Through our experiments, we found that on a unseen natural home environment, a zero-shot deployment of our system achieves 58.5% success on average. However, this success rate is largely dependant on the “naturalness” of the environment, as we show that with improving the queries, decluttering the space, and excluding objects that are clearly adversarial (too large, too translucent, too slippery), this success rate reaches 82.4%. Overall, through our experiments, we make the following observations:

- **Pre-trained VLMs are highly effective for open-vocabulary navigation:** Current open-vocabulary vision-language models such as CLIP [9] or OWL-ViT [8] offer strong performance in identifying arbitrary objects in the real world, and enable navigating to them in a zero-shot manner (see Section II-A.)
- **Pre-trained grasping models can be directly applied to mobile manipulation:** Similar to VLMs, special purpose robot models pre-trained on large amounts of data can be applied out of the box to approach open-vocabulary grasping in homes. These robot models do not require any additional training or fine-tuning (see Section II-B.)
- **How components are combined is crucial:** Given the pretrained models, we find that they can be combined with no training using a simple state-machine model. We also find that using heuristics to counteract the robot’s physical limitations can lead to a better success rate in the real world (see Section II-D.)
- **Several challenges still remain:** While, given the immense challenge of operating zero-shot in arbitrary homes, OK-Robot improves upon prior work, by analyzing the failure modes we find that there are significant improvements that can be made on the VLMs, robot models, and robot morphology, that will directly increase performance of open-knowledge manipulation agents (see Section III-D.)

To encourage and support future work in open-knowledge robotics, we have shared the code and modules for OK-Robot, and are committed to supporting reproduction of our results.

* Denotes equal contribution and † denotes equal advising.

Correspondence to: mahi@cs.nyu.edu

More information along with robot videos and the code are available on our project website: <https://ok-robot.github.io>.

II. TECHNICAL COMPONENTS AND METHOD

Our method, on a high level, solves the problem described by the query: “Pick up **A** (from **B**) and drop it on/in **C**”, where **A** is an object and **B** and **C** are places in a real-world environment such as homes. The system we introduce is a combination of three primary subsystems combined on a Hello Robot: Stretch. Namely, these are the open-vocabulary object navigation module, the open-vocabulary RGB-D grasping module, and the dropping heuristic. In this section, we describe each of these components in more details.

A. Open-home, open-vocabulary object navigation

The first component of our method is an open-home, open-vocabulary object navigation model that we use to map a home and subsequently navigate to any object of interest designated by a natural language query.

Scanning the home: For open vocabulary object navigation, we follow the approach from CLIP-Fields [27] and assume a pre-mapping phase where the home is “scanned” manually using an iPhone. This manual scan simply consists of taking a video of the home using the Record3D app on the iPhone, which results in a sequence of posed RGB-D images and takes less than one minute for a new room. Once collected, the RGB-D images, along with the camera pose and positions, are exported to our library for map-building. To ensure our semantic memory contains both the objects of interest as well as the navigable surface and any obstacles, we capture the floor surface alongside the objects and receptacles in the environment.

Detecting objects: On each frame of the scan, we run an open-vocabulary object detector. We chose OWL-ViT [8] over Detic [7] as the object detector since we found OWL-ViT to perform better in preliminary queries. We apply the detector on every frame, and extract each of the object bounding box, CLIP-embedding, detector confidence, and pass these information onto the object memory module. We further refine the bounding boxes into object masks with Segment Anything (SAM) [28]. Note that, in many cases, open-vocabulary object detectors require a set of natural language object queries to be detected. We supply a large set of such object queries, derived from the original Scannet200 labels [29] and presented in Appendix B, to help the detector captures most common objects in the scene.

Object-centric semantic memory: We use an object-centric memory similar to Clip-Fields [27] and OVMM [25] that we call the VoxelMap. VoxelMap is built by back-projecting the object masks in real-world coordinates using the depth image and the pose collected by the camera. This process giving us a point cloud where each point has an associated CLIP semantic vector. Then, we voxelize the point cloud to a 5 cm resolution. For each voxel, we calculate the detector-confidence weighted average for the CLIP embeddings that belong to that voxel. This VoxelMap builds the base of our object memory module. Note that the representation created this way remains

static after the first scan, and cannot be adapted during the robot’s operation. This inability to dynamically create a map is discussed in our limitations section (Section V).

Querying the memory module: Our semantic object memory gives us a static world representation represented as possibly non-empty voxels in the world, and a semantic vector in CLIP space associated with each voxel. Given a language query, we first convert it to a semantic vector using the CLIP language encoder. Then, we find the voxel where the dot product between the encoded embedding and the voxel’s associated embedding is maximized. Since each voxel is associated with a real location in the home, this lets us find the location where a queried object is most likely to be found, similar to Figure 2(a).

We also implement querying for “A on B” by interpreting it as “A near B”. We do so by selecting top-10 points for query A and top-50 points for query B. Then, we calculate the 10×50 pairwise L_2 distances and pick the A-point associated with the shortest (A, B) distance. Note that during the object navigation phase we use this query only to navigate to the object approximately, and not for manipulation. This approach gives us two advantages: our map can be as lower resolution than those in prior work [26, 27, 30], and we can deal with small movements in object’s location after building the map.

Navigating to objects in the real world: Once our navigation model gives us a 3D location coordinate in the real world, we use that as a navigation target for our robot to initialize our manipulation phase. Going and looking at an object [15, 27, 31] can be done while remaining at a safe distance from the object itself. In contrast, our navigation module must place the robot at an arms length so that the robot can manipulate the target object afterwards. Thus, our navigation method has to balance the following objectives:

- 1) The robot needs to be close enough to the object to manipulate it,
- 2) The robot needs some space to move its gripper, so there needs to be a small but non-negligible space between the robot and the object, and,
- 3) The robot needs to avoid collision during manipulation, and thus needs to keep its distance from all obstacles.

We use three different navigation score functions, each associated with one of the above points, and evaluate them on each point of the space to find the best position to place the robot.

Let a random point be \vec{x} , the closest obstacle point as \vec{x}_{obs} , and the target object as \vec{x}_o . We define the following three functions s_1, s_2, s_3 to capture our three criterion. We define s as their weighted sum. The ideal navigation point \vec{x}^* is the point in space that minimizes $s(\vec{x})$, and the ideal direction is given by the vector from \vec{x}^* to \vec{x}_o .

$$\begin{aligned}
 s_1(\vec{x}) &= \|\vec{x} - \vec{x}_o\| \\
 s_2(\vec{x}) &= 40 - \min(\|\vec{x} - \vec{x}_o\|, 40) \\
 s_3(\vec{x}) &= \begin{cases} 1/\|\vec{x} - \vec{x}_{obs}\|, & \text{if } \|\vec{x} - \vec{x}_{obs}\|_0 \leq 30 \\ 0, & \text{otherwise} \end{cases} \\
 s(\vec{x}) &= s_1(\vec{x}) + 8s_2(\vec{x}) + 8s_3(\vec{x})
 \end{aligned}$$

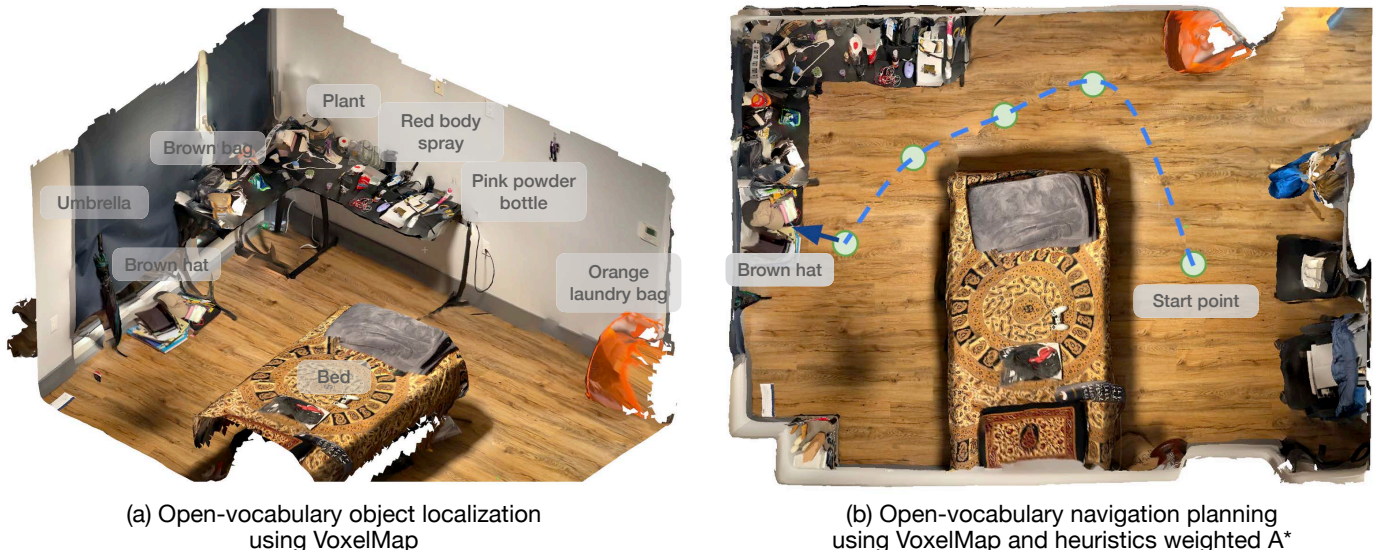


Fig. 2: Open-vocabulary, open knowledge object localization and navigation in the real-world. We use the VoxelMap [25] for localizing objects with natural language queries, and use an A* algorithm similar to USANet [26] for path planning.

To navigate to this target point safely from any other point in space, we follow a similar approach to [26, 32] by building an obstacle map from our captured posed RGB-D images. We build a 2D, 10cm×10cm grid of obstacles over which we navigate using the A* algorithm. To convert our VoxelMap to an obstacle map, we first set a floor and ceiling height. Presence of occupied voxels in between them implies the grid cell is occupied, while presence of neither ceiling nor floor voxels mean that the grid cell is unexplored. We mark both occupied or unexplored cells as not navigable. Around each occupied point, we mark any point within a 20 cm radius as also non-navigable to account for the robot’s radius and a turn radius. During A* search, we use the s_3 as a heuristic function on the node costs to navigate further away from any obstacles, which makes our generated paths similar to ideal Voronoi paths [33] in our experiments.

B. Open-vocabulary grasping in the real world

Grasping or physically interacting with arbitrary objects in the real world is much more complex than open-vocabulary navigation. We opt for using a pre-trained grasping model to generate grasp poses in the real world, and filter them with language-conditioning using a modern VLM.

Grasp perception: Once the robot reaches the object location using the navigation method outlined in Section II-A, we use a pre-trained grasping model, AnyGrasp [19], to generate a grasp for the robot. We point the robot’s RGB-D head camera towards the object’s 3D location, given to us by the semantic memory, and capture an RGB-D image from it (Figure 3, column 1). We backproject and convert the depth image to a pointcloud and pass this information to the grasp generation model. Our grasp generation model, AnyGrasp, generates all collision free grasps (Figure 3 column 2) for a parallel jaw gripper in a scene given a single RGB image and a pointcloud. AnyGrasp provides us

with grasp point, width, height, depth, and a “graspness score”, indicating uncalibrated model confidence in each grasp.

Filtering grasps using language queries: Once we get all proposed grasps from AnyGrasp, we filter them using LangSam [24]. LangSam [24] segments the captured image and finds the desired object mask with a language query (Figure 3 column 3). We project all the proposed grasp points onto the image and find the grasps that fall into the object mask (Figure 3 column 4). We pick the best grasp using a heuristic. Given a grasp score S and the angle between the grasp normal and floor normal θ , the new heuristic score is $S - (\theta^4/10)$. This heuristic balances high graspness scores with finding flat, horizontal grasps. We prefer horizontal grasps because they are robust to small calibration errors on the robot, while vertical grasps needs better hand-eye calibration to be successful. Robustness to hand-eye calibration errors lead to higher success as we transport the robot to different homes during our experiments.

Grasp execution: Once we identify the best grasp (Figure 3 column 5), we use a simple pre-grasp approach [34] to grasp our intended object. If \vec{p} is the grasp point and \vec{a} is the approach vector given by the grasping model, our robot gripper follows the following trajectory:

$$\langle \vec{p} - 0.2\vec{a}, \vec{p} - 0.08\vec{a}, \vec{p} - 0.04\vec{a}, \vec{p} \rangle$$

Put simply, our method approaches the object from a pre-grasp position in a line with progressively smaller motions. Moving slower as we approach the object helps the robot not knock over light objects. Once we reach the predicted grasp point, we close the gripper in a close loop fashion to get a solid grip on the object without crushing it. After grasping the object, we lift up the robot arm, retract it fully, and rotate the wrist to have the object tucked over the body. This behavior maintains the robot footprint while ensuring the object is held securely by the robot and doesn’t fall while navigating to the drop location.




Fig. 3: Open-vocabulary grasping in the real world. From left to right, we show the (a) robot POV image, (b) all suggested grasps from AnyGrasp [19], (c) object mask given label from LangSam [24], (d) grasp points filtered by the mask, and (e) grasp chosen for execution.

C. Dropping heuristic

After picking up an object, we find and navigate to the drop location using the same methods described in Section II-A. Unlike in HomeRobot’s baseline implementation [25] that assumes that the drop-off location is a flat surface, we extend our heuristic to cover concave objects such as sink, bins, boxes, and bags. First, we segment the point cloud P captured by the robot’s head camera using LangSam [24] similar to Section II-B using the drop language query. Then, we align that segmented point cloud such that X-axis is aligned with the way the robot is facing, Y-axis is to its left and right, and the Z-axis of the point cloud is aligned with the floor normal. Then, we normalize the point cloud so that the robot’s (x, y) coordinate is $(0, 0)$, and the floor plane is at $z = 0$. We call this pointcloud P_a . On the aligned, segmented point cloud, we consider the (x, y) coordinates for each point, and find the median values x_m and y_m on each axis. Finally, we find a drop height using $z_{\max} = 0.2 + \max\{z \mid (x, y, z) \in P_a; 0 \leq x \leq x_m; |y - y_m| < 0.1\}$ on the segmented, aligned pointcloud. We add a small buffer of 0.2 to the height to avoid collisions between the robot and the drop location. Finally, we move the robot gripper above the drop point, and open the gripper to drop the object. While this heuristic doesn’t explicitly reason about clutter, in our experiments it performs well on average.

D. Deployment in homes

Our navigation, pick, and drop primitives are combined to create our robot method that can be applied in any novel home.

For a new home environment, we “scan” the room in under a minute. Then, it takes less than five minutes to process the scan into our VoxelMap. Once that is done, the robot can be immediately placed at the base and start operating. From arriving into a completely novel environment to start operating autonomously in it, our system takes under 10 minutes on average to complete the first pick-and-drop task.

Transitioning between modules: The transition between different modules is predefined and happens automatically once a user specifies the object to pick and where to drop it. Since we do not implement error detection or correction, our state machine model is a simple linear chain of steps leading from navigating to object, to grasping, to navigating to goal, and to dropping the object at the goal to finish the task.

Protocol for home experiments: To run our experiment in a novel home, we move the robot to a previously unobserved room. We record the scene and create our VoxelMap. Concurrently, we pick between 10-20 objects arbitrarily in each scene that can fit in the robot gripper. These are objects found in the scene, and are not chosen ahead of time. We come up with a language query for each chosen object using GPT-4V [35] to keep the queries consistent and free of experimenter bias. We query our navigation module to filter out all the navigation failures; i.e. objects that our semantic memory module could not locate properly. Then, we execute pick-and-drop on remaining objects sequentially without resets between trials.

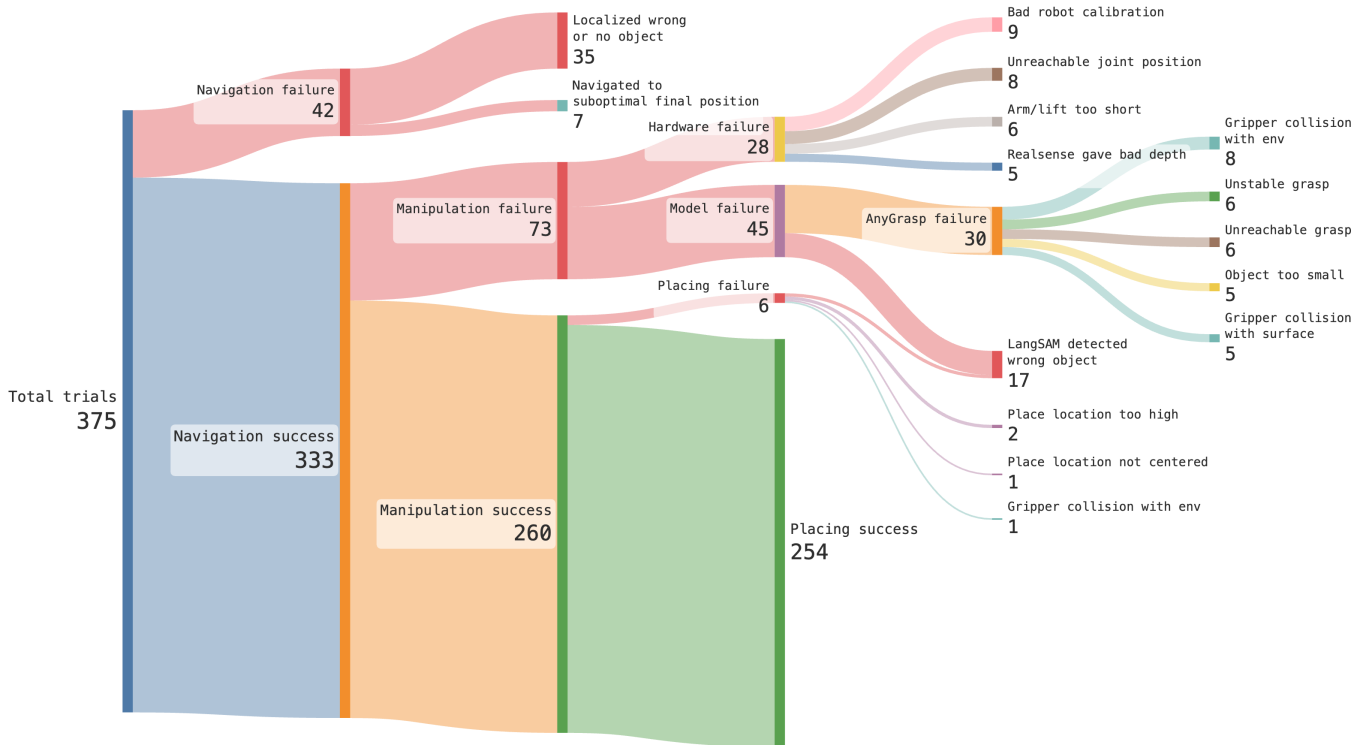


Fig. 4: All the success and failure cases in our home experiments, aggregated over all three cleaning phases, and broken down by mode of failure. From left to right, we show the application of the three components of OK-Robot, and show a breakdown of the long-tail failure modes of each of the components.

III. EXPERIMENTS

We evaluate our method in two set of experiments. On the first set of experiments, we evaluate between multiple alternatives for each of our navigation and manipulation modules. These experiments give us insights about which modules to use and evaluate in a home environment as a part of our method. On the next set of experiments, we took our robots to 10 homes and ran 171 pick-and-drop experiments to empirically evaluate how our method performs in completely novel homes, and to understand the failure modes of our system.

Through these experiments, we look to answer a series of questions regarding the capabilities and limits of current Open Knowledge robotic systems, as embodied by OK-Robot. Namely, we ask the following:

- 1) How well can such a system tackle the challenge of pick and drop in arbitrary homes?
- 2) How well do alternate primitives for navigation and grasping compare to the recipe presented here for building an Open Knowledge robotic system?
- 3) How well can our current systems handle unique challenges that make homes particularly difficult, such as clutter, ambiguity, and affordance challenges?
- 4) What are the failure modes of such a system and its individual components in real home environments?

A. Results of home experiments

Over the 10 home environment, OK-Robot achieved a 58.5% success rates in completing full pick-and-drops. Notably,

this success rate is over novel objects sourced from each home with our zero-shot algorithm. As a result, each success and failure of the robot tells us something interesting about applying open-knowledge models in robotics, which we analyze over the next sections. In Appendix E, we provide the details of all our home experiments and results from the same. In Appendix C we show a subset of the target objects and in Appendix D we show snapshots of homes where OK-Robot was deployed. Snippets of our experiments are in Figure 1, and full videos are presented on our project website.

Reproduction of our system: Beyond the home experiment results presented here, we also reproduced OK-Robot in two homes in Pittsburgh, PA, and Fremont, CA. These homes were larger and more complex: a cluttered, actively-used home kitchen environment, and a large, controlled test apartment used in prior work [22, 25]. In Appendix Figure 12, we show the robot performing pick-and-drop in these two environments. These homes were different from our initial ten experiments in a few ways. Both were larger compared to the average NY homes, requiring more robot motion to navigate to different goals. The PA environment (Figure 12 top) notably had much more clutter. However, given only a scan, OK-Robot was able to successfully pick and drop objects like stuffed lion, plush cactus, toy drill, or green water bottle in both environments.

B. Ablations over system components

Apart from the navigation and manipulation strategies used in OK-Robot, we also evaluated a number of alternative open

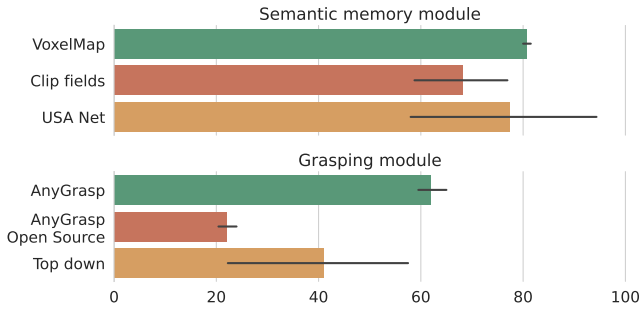


Fig. 5: Ablation experiment using different semantic memory and grasping modules, with the bars showing average performance and the error bars showing standard deviation over the environments.

vocabulary navigation and grasping modules. We compared them by evaluating them in three different environments in our lab. Apart from VoxelMap [25], we evaluate CLIP-Fields [27], and USA-Net [26] for semantic navigation. For grasping module, we consider AnyGrasp and its open-source baseline, Open Graspness [19], Contact-GraspNet [16], and Top-Down grasp heuristic from home-robot [25]. More details about them are provided in Appendix Section A.

In Figure 5, we see their comparative performance in three lab environments. For semantic memory modules, we see that VoxelMap, used in *OK-Robot* and described in Sec. II-A, outperforms other semantic memory modules by a small margin. It also has much lower variance compared to the alternatives, meaning it is more reliable. As for grasping modules, AnyGrasp clearly outperforms other grasping methods, performing almost 50% better in a relative scale over the next best candidate, top-down grasp. However, the fact that a heuristic-based algorithm, top-down grasp from HomeRobot [25] beats the open-source AnyGrasp baseline and Contact-GraspNet shows that building a truly general-purpose grasping model remains difficult.

C. Impact of clutter, object ambiguity, and affordance

What makes home environments especially difficult compared to lab experiments is the presence of physical clutter, language-to-object mapping ambiguity, and hard-to-reach positions. To gain a clear understanding of how such factors play into our experiments, we go through two “clean-up” processes in each environment. During the clean-up, we pick a subset of objects that are free from ambiguity from the previous rounds, clean the clutter around objects, and generally relocated them in an accessible locations. The two clean-up rounds at each environment gives us insights about the performance gap caused by the natural difficulties of a home-like environment.

We show a complete analysis of the tasks listed section III-A which failed in various stages in Figure 6. As we can see from this breakdown, as we clean up the environment and remove the ambiguous objects, the navigation accuracy goes up, and the total error rate goes down from 15% to 12% and finally all the way down to 4%. Similarly, as we clean up clutters from the environment, we find that the manipulation accuracy also improves and the error rates decrease from 25% to 16% and finally 13%. Finally, since the drop-module is agnostic

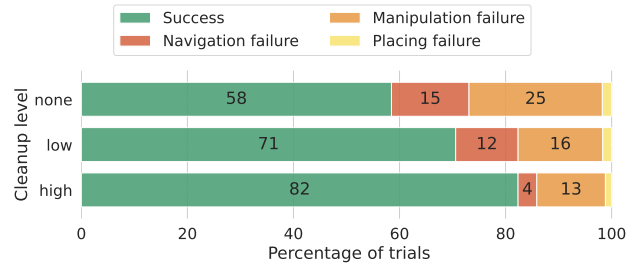


Fig. 6: Failure modes of our method in novel homes, broken down by the failures of the three modules and the cleanup levels.

of the label ambiguity or manipulation difficulty arising from clutter, the failure rate of the dropping primitive stays roughly constant through the three phases of cleanup.

D. Understanding the performance of *OK-Robot*

While our method can show zero-shot generalization in completely new environments, we probe *OK-Robot* to better understand its failure modes. Primarily, we elaborate on how our model performed in novel homes, what were the biggest challenges, and discuss potential solutions to them.

We first show a coarse-level breakdown of the failures, only considering the three high level modules of our method in Figure 6. We see that generally, the leading cause of failure is our manipulation failure, which intuitively is the most difficult as well. However, at a closer look, we notice a long tail of failure causes presented in figure 4.

The three leading causes of failures are failing to retrieve the right object to navigate to from the semantic memory (9.3%), getting a difficult pose from the manipulation module (8.0%), and robot hardware difficulties (7.5%). In this section, we go over the analysis of the failure modes presented in Figure 4 and discuss the most frequent cases.

Natural language queries for objects: One of the primary reasons our *OK-Robot* can fail is when a natural language query given by the user doesn’t retrieve the intended object from the semantic memory. In Figure 7 we show how some queries may fail while semantically very similar but slightly modified wording of the same query might succeed.

Generally, this has been the case for scenes where there are multiple visually or semantically similar objects, as shown in the figure. There are other cases where some queries may pass while other very similar queries may fail. An interactive system that gets confirmation from the user as it retrieves an object from memory would avoid such issues.

Grasping module limitations: One failure mode of our manipulation module comes from executing grasps from a pre-trained manipulation model’s output based on a single RGB-D image. Moreover, this model wasn’t even designed for the Hello Robot: Stretch gripper. As a result, sometimes the proposed grasps are unreliable or unrealistic (Figure 8).

Sometimes, the grasp is infeasible given the robot joint limits, or is simply too far from the robot body. Developing better grasp perception models or heuristics will let us sample better grasps for a given object.




Fig. 7: Samples of failed or ambiguous language queries into our semantic memory module. Since the memory module depends on pretrained large vision language model, its performance shows susceptibility to particular “incantations” similar to current LLMs.

In other cases, the model generates a good grasp pose, but as the robot is executing the grasping primitive, it collides with some minor environment obstacle. Since we apply the same grasp trajectory in every case instead of planning the grasp trajectory, some such failures are inevitable. Grasping models that generates a grasp trajectory as well as a pose may solve such issues.

Finally, our grasping module categorically struggles with flat objects, like chocolate bars and books, since it’s difficult to grasp them off a surface with a two-fingered gripper.

Robot hardware limitations: While our robot of choice, a Hello Robot: Stretch, is able to pick-and-drop a variety of objects, certain hardware limitations also dictate what our system can and cannot manipulate. For example, the fully extended robot arm has a 1 kg payload limit, and thus our method is unable to pick objects like a full dish soap bottle. Similarly, objects that are far from navigable floor space, i.e. in the middle of a bed, or on high places, are difficult for the robot to reach because of the reach limits of the arm. The robot hardware or the RealSense camera can occasionally get miscalibrated over time, especially during continuous home operations. This miscalibration can lead to manipulation errors since that module requires hand-eye coordination in the robot. The robot base wheels have small diameters and in some cases struggle to move smoothly between carpet and floor.

IV. RELATED WORKS

A. Vision-Language models for robotic navigation

Early applications of pre-trained open-knowledge models in robotics has been in open-vocabulary navigation. Navigating to various objects is an important task which has been looked at in a wide range of previous works [25, 31, 36], as well as in




Fig. 8: Samples of failures of our manipulation module. Most failures stem from using only a single RGB-D view to generate the grasp and the limiting form-factor of a large two-fingered parallel jaw gripper.

the context of longer pick-and-place tasks [37, 38]. However, these methods have generally been applied to relatively small numbers of objects [39]. Recently, Objaverse [40] has shown navigation to thousands of object types, for example, but much of this work has been restricted to simulated or highly controlled environments.

The early work addressing this problem builds upon representations derived from pre-trained vision language models, such as SemAbs [41], CLIP-Fields [27], VLMs [42], NLMaP-SayCan [43], and later, ConceptFusion [44] and LERF [30]. Most of these models show object localization in pre-mapped scenes, while CLIP-Fields, VLMs, and NLMaP-SayCan show integration with real robots for indoor navigation tasks. USA-Nets [26] extends this task to include an affordance model, navigating with open-vocabulary queries while doing object avoidance. ViNT [45] proposes a foundation model for robotic navigation which can be applied to vision-language navigation problems. More recently, GOAT [31] was proposed as a modular system for “going to anything” and navigating to any object in any environment given either language or image queries. ConceptGraphs [46] proposed an open scene graph representation capable of handling complex queries using LLMs. Any such open-vocabulary embodied model has the potential to improve modular systems like OK-Robot.

B. Pretrained robot manipulation models

While humans can frequently look at objects and immediately know how to grasp it, such grasping knowledge is not easily accessible to robots. Over the years, there has been many works that has focused on creating such a general robot grasp generation model [1, 47–52] for arbitrary objects and potentially cluttered scenes via learning methods. Our work focuses on

more recent iterations of such methods [16, 19] that are trained on large grasping datasets [18, 53]. While these models only perform one task, namely grasping, they predict grasps across a large object surface and thus enable downstream complex, long-horizon manipulation tasks [20, 21, 54].

More recently, there is a set of general-purpose manipulation models moving beyond just grasping [55–59]. Some of these works perform general language-conditioned manipulation tasks, but are largely limited to a small set of scenes and objects. HACMan [60] demonstrates a larger range of object manipulation capabilities, focused on pushing and prodding. In the future, such models could expand the reach of our system.

C. Open vocabulary robot systems

Many recent works have worked on language-enabled tasks for complex robot systems. Some examples include language conditioned policy learning [55, 61–63], learning goal-conditioned value functions [3, 64], and using large language models to generate code [65–67]. However, a fundamental difference remains between systems which aim to operate on arbitrary objects in an open-vocab manner, and systems where one can specify one among a limited number of goals or options using language. Consequently, Open-Vocabulary Mobile Manipulation has been proposed as a key challenge for robotic manipulation [25]. There has previously been efforts to build such a system [68, 69]. However, unlike such previous work, we try to build everything on an open platform and ensure our method can work without having to re-train anything for a novel home. Recently, UniTeam [23] won the 2023 HomeRobot OVMM Challenge [22] with a modular system doing pick-and-place to arbitrary objects, with a zero-shot generalization requirement similar to ours.

In parallel, recently, there have been a number of papers doing open-vocabulary manipulation using GPT or especially GPT4 [35]. GPT4V can be included in robot task planning frameworks and used to execute long-horizon robot tasks, including ones from human demonstrations [70]. Concept-Graphs [46] is a good recent example, showing complex object search, planning, and pick-and-place capabilities to open-vocabulary objects. SayPlan [71] also shows how these can be used together with a scene graph to handle very large, complex environments, and multi-step tasks; this work is complementary to ours, as it doesn’t handle how to implement pick and place.

V. LIMITATIONS, OPEN PROBLEMS AND REQUESTS FOR RESEARCH

While our method shows significant success in completely novel home environments, it also shows many places where such methods can improve. In this section, we discuss a few of such potential improvement in the future.

A. Live semantic memory and obstacle maps

All the current semantic memory modules and obstacle map builders build a static representation of the world, without a good way of keeping it up-to-date as the world changes. However, homes are dynamic environments, with many small

changes over the day every day. Future research that can build a dynamic semantic memory and obstacle map would unlock potential for continuous application of such pick-and-drop methods in a novel home out of the box.

B. Grasp plans instead of proposals

Currently, the grasping module proposes generic grasps without taking the robot’s body and dynamics into account. Similarly, given a grasp pose, often the open loop grasping trajectory collides with environmental obstacles, which can be easily improved by using a module to generate grasp plans rather than grasp poses only.

C. Improving interactivity between robot and user

One of the major causes of failure in our method is in navigation: where the semantic query is ambiguous and the intended object is not retrieved from the semantic memory. In such ambiguous cases, interaction with the user would go a long way to disambiguate the query and help the robot succeed more often.

D. Detecting and recovering from failure

Currently, we observe a multiplicative error accumulation between our modules: if any of our independent components fail, the entire process fails. As a result, even if our modules each perform independently at or above 80% success rate, our final success rate can still be below 60%. However, with better error detection and retrying algorithms, we can recover from much more single-stage errors, and similarly improve our overall success rate [23].

E. Robustifying robot hardware

While Hello Robot - Stretch [72] is an affordable and portable platform on which we can implement such an open-home system for arbitrary homes, we also acknowledge that with robust hardware such methods may have vastly enhanced capacity. Such robust hardware may enable us to reach high and low places, and pick up heavier objects. Finally, improved robot odometry will enable us to execute much more finer grasps than is possible today.

ACKNOWLEDGMENTS

NYU authors are supported by grants from Amazon, Honda, and ONR award numbers N00014-21-1-2404 and N00014-21-1-2758. NMS is supported by the Apple Scholar in AI/ML Fellowship. LP is supported by the Packard Fellowship. Our utmost gratitude goes to our friends and colleagues who helped us by hosting our experiments in their homes. Finally, we thank Siddhant Haldar, Paula Pascual and Ulyana Piterbarg for valuable feedback and conversations.

REFERENCES

- [1] Lerrel Pinto and Abhinav Gupta. *Supersizing Self-supervision: Learning to Grasp from 50K Tries and 700 Robot Hours*. 2015. arXiv: [1509.06825](https://arxiv.org/abs/1509.06825) [cs.LG].

- [2] Sergey Levine, Peter Pastor, Alex Krizhevsky, Julian Ibarz, and Deirdre Quillen. “Learning hand-eye coordination for robotic grasping with deep learning and large-scale data collection”. In: *The International journal of robotics research* 37.4-5 (2018), pp. 421–436.
- [3] Michael Ahn, Anthony Brohan, Noah Brown, Yevgen Chebotar, Omar Cortes, Byron David, Chelsea Finn, Keerthana Gopalakrishnan, Karol Hausman, Alex Herzog, et al. “Do as I can, not as I say: Grounding language in robotic affordances”. In: *Conference on Robot Learning (CoRL)* (2022).
- [4] Nur Muhammad Mahi Shafiullah, Anant Rai, Haritheja Etukuru, Yiqian Liu, Ishan Misra, Soumith Chintala, and Lerrel Pinto. *On Bringing Robots Home*. 2023. arXiv: [2311.16098](https://arxiv.org/abs/2311.16098) [cs.RO].
- [5] Anthony Brohan, Noah Brown, Justice Carbajal, Yevgen Chebotar, Joseph Dabis, Chelsea Finn, Keerthana Gopalakrishnan, Karol Hausman, Alex Herzog, Jasmine Hsu, et al. “Rt-1: Robotics transformer for real-world control at scale”. In: *arXiv preprint arXiv:2212.06817* (2022).
- [6] Anthony Brohan, Noah Brown, Justice Carbajal, Yevgen Chebotar, Xi Chen, Krzysztof Choromanski, Tianli Ding, Danny Driess, Avinava Dubey, Chelsea Finn, et al. “Rt-2: Vision-language-action models transfer web knowledge to robotic control”. In: *arXiv preprint arXiv:2307.15818* (2023).
- [7] Xingyi Zhou, Rohit Girdhar, Armand Joulin, Philipp Krähenbühl, and Ishan Misra. “Detecting twenty-thousand classes using image-level supervision”. In: *European Conference on Computer Vision*. Springer. 2022, pp. 350–368.
- [8] Matthias Minderer, Alexey Gritsenko, Austin Stone, et al. “Simple Open-Vocabulary Object Detection with Vision Transformers”. In: *European Conference on Computer Vision*. Springer. 2022, pp. 728–755.
- [9] Alec Radford, Jong Wook Kim, Chris Hallacy, et al. “Learning Transferable Visual Models From Natural Language Supervision”. In: *International Conference on Machine Learning (ICML)*. Vol. 139. 2021, pp. 8748–8763.
- [10] Kenneth Marino, Mohammad Rastegari, Ali Farhadi, and Roozbeh Mottaghi. “Ok-vqa: A visual question answering benchmark requiring external knowledge”. In: *Proceedings of the IEEE/cvf conference on computer vision and pattern recognition*. 2019, pp. 3195–3204.
- [11] Jean-Baptiste Alayrac, Jeff Donahue, Pauline Luc, et al. *Flamingo: a Visual Language Model for Few-Shot Learning*. 2022. arXiv: [2204.14198](https://arxiv.org/abs/2204.14198) [cs.CV].
- [12] Shilong Liu, Zhaoyang Zeng, Tianhe Ren, et al. *Grounding DINO: Marrying DINO with Grounded Pre-Training for Open-Set Object Detection*. 2023. arXiv: [2303.05499](https://arxiv.org/abs/2303.05499) [cs.CV].
- [13] Haotian Liu, Chunyuan Li, Qingyang Wu, and Yong Jae Lee. *Visual Instruction Tuning*. 2023. arXiv: [2304.08485](https://arxiv.org/abs/2304.08485) [cs.CV].
- [14] Alec Radford, Jeffrey Wu, Rewon Child, David Luan, Dario Amodei, and Ilya Sutskever. “Language models are unsupervised multitask learners”. In: *OpenAI Blog* (2019).
- [15] Theophile Gervet, Soumith Chintala, Dhruv Batra, Jitendra Malik, and Devendra Singh Chaplot. “Navigating to objects in the real world”. In: *Science Robotics* 8.79 (2023), eadf6991.
- [16] Martin Sundermeyer, Arsalan Mousavian, Rudolph Triebel, and Dieter Fox. “Contact-graspnet: Efficient 6-dof grasp generation in cluttered scenes”. In: *2021 IEEE International Conference on Robotics and Automation (ICRA)*. IEEE. 2021, pp. 13438–13444.
- [17] Jeffrey Mahler, Jacky Liang, Sherdil Niyaz, Michael Laskey, Richard Doan, Xinyu Liu, Juan Aparicio Ojea, and Ken Goldberg. *Dex-Net 2.0: Deep Learning to Plan Robust Grasps with Synthetic Point Clouds and Analytic Grasp Metrics*. 2017. arXiv: [1703.09312](https://arxiv.org/abs/1703.09312) [cs.RO].
- [18] Hao-Shu Fang, Chenxi Wang, Minghao Gou, and Cewu Lu. “Graspnet-1billion: a large-scale benchmark for general object grasping”. In: *Proceedings of the IEEE/CVF conference on computer vision and pattern recognition*. 2020, pp. 11444–11453.
- [19] Hao-Shu Fang, Chenxi Wang, Hongjie Fang, Minghao Gou, Jirong Liu, Hengxu Yan, Wenhai Liu, Yichen Xie, and Cewu Lu. “Anygrasp: Robust and efficient grasp perception in spatial and temporal domains”. In: *IEEE Transactions on Robotics* (2023).
- [20] Ankit Goyal, Arsalan Mousavian, Chris Paxton, Yu-Wei Chao, Brian Okorn, Jia Deng, and Dieter Fox. “Ifor: Iterative flow minimization for robotic object rearrangement”. In: *Proceedings of the IEEE/CVF Conference on Computer Vision and Pattern Recognition*. 2022, pp. 14787–14797.
- [21] Weiyu Liu, Yilun Du, Tucker Hermans, Sonia Chernova, and Chris Paxton. *StructDiffusion: Language-Guided Creation of Physically-Valid Structures using Unseen Objects*. 2023. arXiv: [2211.04604](https://arxiv.org/abs/2211.04604) [cs.RO].
- [22] Sriram Yenamandra, Arun Ramachandran, Mukul Khanna, et al. “The HomeRobot Open Vocab Mobile Manipulation Challenge”. In: *Thirty-seventh Conference on Neural Information Processing Systems: Competition Track*. 2023. URL: https://aihabitat.org/challenge/2023_homerobot_ovmm/.
- [23] Andrew Melnik, Michael Büttner, Leon Harz, Lyon Brown, Gora Chand Nandi, Arjun PS, Gaurav Kumar Yadav, Rahul Kala, and Robert Haschke. “UniTeam: Open Vocabulary Mobile Manipulation Challenge”. In: *arXiv preprint arXiv:2312.08611* (2023).
- [24] Luca Medeiros. *Lang Segment Anything*. <https://github.com/luca-medeiros/lang-segment-anything>. 2023.
- [25] Sriram Yenamandra, Arun Ramachandran, Karmesh Yadav, et al. “HomeRobot: Open Vocabulary Mobile Manipulation”. In: *arXiv preprint arXiv:2306.11565* (2023). URL: <https://github.com/facebookresearch/home-robot>.

- [26] Benjamin Bolte, Austin Wang, Jimmy Yang, Mustafa Mukadam, Mrinal Kalakrishnan, and Chris Paxton. *USA-Net: Unified Semantic and Affordance Representations for Robot Memory*. 2023. arXiv: [2304.12164 \[cs.RO\]](#).
- [27] Nur Muhammad Mahi Shafiullah, Chris Paxton, Lerrel Pinto, Soumith Chintala, and Arthur Szlam. *CLIP-Fields: Weakly Supervised Semantic Fields for Robotic Memory*. 2023. arXiv: [2210.05663 \[cs.RO\]](#).
- [28] Alexander Kirillov, Eric Mintun, Nikhila Ravi, et al. “Segment Anything”. In: *ICCV*. 2023, pp. 4015–4026.
- [29] David Rozenberszki, Or Litany, and Angela Dai. *Language-Grounded Indoor 3D Semantic Segmentation in the Wild*. 2022. arXiv: [2204.07761 \[cs.CV\]](#).
- [30] Justin Kerr, Chung Min Kim, Ken Goldberg, Angjoo Kanazawa, and Matthew Tancik. “Lerf: Language embedded radiance fields”. In: *Proceedings of the IEEE/CVF International Conference on Computer Vision*. 2023, pp. 19729–19739.
- [31] Matthew Chang, Theophile Gervet, Mukul Khanna, Sri-ram Yenamandra, Dhruv Shah, So Yeon Min, Kavitha Shah, Chris Paxton, Saurabh Gupta, Dhruv Batra, et al. “Goat: Go to any thing”. In: *arXiv preprint arXiv:2311.06430* (2023).
- [32] Chenguang Huang, Oier Mees, Andy Zeng, and Wolfram Burgard. “Audio Visual Language Maps for Robot Navigation”. In: *arXiv preprint arXiv:2303.07522* (2023).
- [33] Santiago Garrido, Luis Moreno, Mohamed Abderrahim, and Fernando Martin. “Path planning for mobile robot navigation using voronoi diagram and fast marching”. In: *2006 IEEE/RSJ International Conference on Intelligent Robots and Systems*. IEEE. 2006, pp. 2376–2381.
- [34] Sudeep Dasari, Abhinav Gupta, and Vikash Kumar. *Learning Dexterous Manipulation from Exemplar Object Trajectories and Pre-Grasps*. 2023. arXiv: [2209.11221 \[cs.RO\]](#).
- [35] OpenAI. *GPT-4 Technical Report*. 2023. arXiv: [2303.08774 \[cs.CL\]](#).
- [36] Arsalan Mousavian, Alexander Toshev, Marek Fišer, Jana Koščeká, Ayzaan Wahid, and James Davidson. “Visual Representations for Semantic Target Driven Navigation”. In: *2019 International Conference on Robotics and Automation (ICRA)*. IEEE. May 2019, pp. 8846–8852.
- [37] Valts Blukis, Chris Paxton, Dieter Fox, Animesh Garg, and Yoav Artzi. “A persistent spatial semantic representation for high-level natural language instruction execution”. In: *Conference on Robot Learning*. PMLR. 2022, pp. 706–717.
- [38] So Yeon Min, Devendra Singh Chaplot, Pradeep Ravikumar, Yonatan Bisk, and Ruslan Salakhutdinov. “Film: Following instructions in language with modular methods”. In: *arXiv preprint arXiv:2110.07342* (2021).
- [39] Matt Deitke, Dhruv Batra, Yonatan Bisk, Tommaso Campari, Angel X Chang, Devendra Singh Chaplot, Changan Chen, Claudia Pérez D’Arpino, Kiana Ehsani, Ali Farhadi, et al. “Retrospectives on the embodied ai workshop”. In: *arXiv preprint arXiv:2210.06849* (2022).
- [40] Matt Deitke, Dustin Schwenk, Jordi Salvador, Luca Weihs, Oscar Michel, Eli VanderBilt, Ludwig Schmidt, Kiana Ehsani, Aniruddha Kembhavi, and Ali Farhadi. “Objaverse: A universe of annotated 3d objects”. In: *Proceedings of the IEEE/CVF Conference on Computer Vision and Pattern Recognition*. 2023, pp. 13142–13153.
- [41] Huy Ha and Shuran Song. *Semantic Abstraction: Open-World 3D Scene Understanding from 2D Vision-Language Models*. 2022. arXiv: [2207.11514 \[cs.CV\]](#).
- [42] Chenguang Huang, Oier Mees, Andy Zeng, and Wolfram Burgard. “Visual language maps for robot navigation”. In: *2023 IEEE International Conference on Robotics and Automation (ICRA)*. IEEE. 2023, pp. 10608–10615.
- [43] Boyuan Chen, Fei Xia, Brian Ichter, Kanishka Rao, Keerthana Gopalakrishnan, Michael S. Ryoo, Austin Stone, and Daniel Kappler. “Open-vocabulary Queryable Scene Representations for Real World Planning”. In: *arXiv preprint arXiv:2209.09874*. 2022.
- [44] Krishna Murthy Jatavallabhula, Alihusein Kuwajerwala, Qiao Gu, Mohd Omama, Tao Chen, Shuang Li, Ganesh Iyer, Soroush Saryazdi, Nikhil Keetha, Ayush Tewari, et al. “Conceptfusion: Open-set multimodal 3d mapping”. In: *arXiv preprint arXiv:2302.07241* (2023).
- [45] Dhruv Shah, Ajay Sridhar, Nitish Dashora, Kyle Stachowicz, Kevin Black, Noriaki Hirose, and Sergey Levine. “ViNT: A Foundation Model for Visual Navigation”. In: *7th Annual Conference on Robot Learning (CoRL)*. 2023.
- [46] Qiao Gu, Alihusein Kuwajerwala, Sacha Morin, Krishna Murthy Jatavallabhula, Bipasha Sen, Aditya Agarwal, Corban Rivera, William Paul, Kirsty Ellis, Rama Chel-lappa, et al. “Conceptgraphs: Open-vocabulary 3d scene graphs for perception and planning”. In: *arXiv preprint arXiv:2309.16650* (2023).
- [47] Abhinav Gupta, Adithyavairavan Murali, Dhiraj Prakashchand Gandhi, and Lerrel Pinto. “Robot Learning in Homes: Improving Generalization and Reducing Dataset Bias”. In: *Advances in Neural Information Processing Systems* 31 (2018), pp. 9094–9104.
- [48] Jeffrey Mahler, Jacky Liang, Sherdil Niyaz, Michael Laskey, Richard Doan, Xinyu Liu, Juan Aparicio Ojea, and Ken Goldberg. “Dex-Net 2.0: Deep Learning to Plan Robust Grasps with Synthetic Point Clouds and Analytic Grasp Metrics”. In: *Robotics: Science and Systems (RSS)*. 2017.
- [49] Jeffrey Mahler, Matthew Matl, Xinyu Liu, Albert Li, David Gealy, and Ken Goldberg. *Dex-Net 3.0: Computing Robust Robot Vacuum Suction Grasp Targets in Point Clouds using a New Analytic Model and Deep Learning*. 2018. arXiv: [1709.06670 \[cs.RO\]](#).
- [50] Dmitry Kalashnikov, Alex Irpan, Peter Pastor, Julian Ibarz, Alexander Herzog, Eric Jang, Deirdre Quillen, Ethan Holly, Mrinal Kalakrishnan, Vincent Vanhoucke, et al. “QT-Opt: Scalable deep reinforcement learning for

- vision-based robotic manipulation”. In: *arXiv preprint arXiv:1806.10293* (2018).
- [51] Yuzhe Qin, Rui Chen, Hao Zhu, Meng Song, Jing Xu, and Hao Su. *S4G: Amodal Single-view Single-Shot SE(3) Grasp Detection in Cluttered Scenes*. 2019. arXiv: [1910.14218](https://arxiv.org/abs/1910.14218) [cs.RO].
- [52] Arsalan Mousavian, Clemens Eppner, and Dieter Fox. *6-DOF GraspNet: Variational Grasp Generation for Object Manipulation*. 2019. arXiv: [1905.10520](https://arxiv.org/abs/1905.10520) [cs.CV].
- [53] Clemens Eppner, Arsalan Mousavian, and Dieter Fox. “Acronym: A large-scale grasp dataset based on simulation”. In: *2021 IEEE International Conference on Robotics and Automation (ICRA)*. IEEE. 2021, pp. 6222–6227.
- [54] I. Singh, V. Blukis, A. Mousavian, A. Goyal, D. Xu, J. Tremblay, and D. Fox. “Progprompt: Generating situated robot task plans using large language models”. In: *2023 IEEE International Conference on Robotics and Automation (ICRA)*. 2023, p. 11523.
- [55] Mohit Shridhar, Lucas Manuelli, and Dieter Fox. “Perceiver-Actor: A multi-task transformer for robotic manipulation”. In: *CoRL*. PMLR. 2023, pp. 785–799.
- [56] Priyam Parashar, Jay Vakil, Sam Powers, and Chris Paxton. “Spatial-Language Attention Policies for Efficient Robot Learning”. In: *arXiv preprint arXiv:2304.11235* (2023).
- [57] Nur Muhammad Shafiullah, Zichen Cui, Ariuntuya Arty Altanzaya, and Lerrel Pinto. “Behavior Transformers: Cloning k modes with one stone”. In: *Advances in neural information processing systems* 35 (2022), pp. 22955–22968.
- [58] Zichen Jeff Cui, Yibin Wang, Nur Muhammad Mahi Shafiullah, and Lerrel Pinto. *From Play to Policy: Conditional Behavior Generation from Uncurated Robot Data*. 2022. arXiv: [2210.10047](https://arxiv.org/abs/2210.10047) [cs.RO].
- [59] Theophile Gervet, Zhou Xian, Nikolaos Gkanatsios, and Katerina Fragkiadaki. “Act3D: 3D Feature Field Transformers for Multi-Task Robotic Manipulation”. In: *Conference on Robot Learning*. PMLR. 2023, pp. 3949–3965.
- [60] Wenxuan Zhou, Bowen Jiang, Fan Yang, Chris Paxton, and David Held. “Learning Hybrid Actor-Critic Maps for 6D Non-Prehensile Manipulation”. In: *arXiv preprint arXiv:2305.03942* (2023).
- [61] Mohit Shridhar, Lucas Manuelli, and Dieter Fox. “CLI-Port: What and where pathways for robotic manipulation”. In: *CoRL*. PMLR. 2022, pp. 894–906.
- [62] Corey Lynch, Mohi Khansari, Ted Xiao, Vikash Kumar, Jonathan Tompson, Sergey Levine, and Pierre Sermanet. “Learning latent plans from play”. In: *CoRL*. PMLR. 2020, pp. 1113–1132.
- [63] Corey Lynch and Pierre Sermanet. “Language Conditioned Imitation Learning over Unstructured Data”. In: *Robotics: Science and Systems* (2021). URL: <https://arxiv.org/abs/2005.07648>.
- [64] Wenlong Huang, Chen Wang, Ruohan Zhang, Yunzhu Li, Jiajun Wu, and Li Fei-Fei. “VoxPoser: Composable 3D Value Maps for Robotic Manipulation with Language Models”. In: *CoRL*. 2023.
- [65] Jacky Liang, Wenlong Huang, Fei Xia, Peng Xu, Karol Hausman, Brian Ichter, Pete Florence, and Andy Zeng. “Code as Policies: Language model programs for embodied control”. In: *icra*. IEEE. 2023, pp. 9493–9500.
- [66] Guanzhi Wang, Yuqi Xie, Yunfan Jiang, Ajay Mandlikar, Chaowei Xiao, Yuke Zhu, Linxi Fan, and Anima Anandkumar. “Voyager: An Open-Ended Embodied Agent with Large Language Models”. In: *arXiv preprint arXiv: Arxiv-2305.16291* (2023).
- [67] Ishika Singh, Valts Blukis, Arsalan Mousavian, Ankit Goyal, Danfei Xu, Jonathan Tremblay, Dieter Fox, Jesse Thomason, and Animesh Garg. “ProgPrompt: Generating Situated Robot Task Plans using Large Language Models”. In: *ICRA*. IEEE. 2023, pp. 11523–11530.
- [68] Naoki Yokoyama, Alex Clegg, Joanne Truong, Eric Undersander, Tsung-Yen Yang, Sergio Arnaud, Sehoon Ha, Dhruv Batra, and Akshara Rai. “ASC: Adaptive Skill Coordination for Robotic Mobile Manipulation”. In: *arXiv preprint arXiv:2304.00410* (2023).
- [69] Austin Stone, Ted Xiao, Yao Lu, et al. *Open-World Object Manipulation using Pre-trained Vision-Language Models*. 2023. arXiv: [2303.00905](https://arxiv.org/abs/2303.00905) [cs.RO].
- [70] Naoki Wake, Atsushi Kanehira, Kazuhiro Sasabuchi, Jun Takamatsu, and Katsushi Ikeuchi. “GPT-4V(ision) for Robotics: Multimodal Task Planning from Human Demonstration”. In: *arXiv preprint arXiv:2311.12015* (2023).
- [71] Krishan Rana, Jesse Haviland, Sourav Garg, Jad Abou-Chakra, Ian Reid, and Niko Suenderhauf. “Sayplan: Grounding large language models using 3d scene graphs for scalable task planning”. In: *arXiv preprint arXiv:2307.06135* (2023).
- [72] Charles C Kemp, Aaron Edsinger, Henry M Clever, and Blaine Matulevich. “The design of Stretch: A compact, lightweight mobile manipulator for indoor human environments”. In: *2022 International Conference on Robotics and Automation (ICRA)*. IEEE. 2022, pp. 3150–3157.
- [73] Nils Reimers and Iryna Gurevych. *Sentence-BERT: Sentence Embeddings using Siamese BERT-Networks*. 2019. arXiv: [1908.10084](https://arxiv.org/abs/1908.10084) [cs.CL].
- [74] Ben Mildenhall, Pratul P Srinivasan, Matthew Tancik, Jonathan T Barron, Ravi Ramamoorthi, and Ren Ng. “Nerf: Representing scenes as neural radiance fields for view synthesis”. In: *European Conference on Computer Vision (ECCV)* 65.1 (2020), pp. 99–106.

APPENDIX A

DESCRIPTION OF ALTERNATE SYSTEM COMPONENTS

In this section, we provide more details about the alternate system components that we evaluated in Section III-B.

Alternate semantic navigation strategies: We evaluate the following semantic memory modules:

- **VoxelMap [25]:** VoxelMap converts every detected object to a semantic vector and stores such info into an associated voxel. Occupied voxels serve as an obstacle map.
- **CLIP-Fields [27]:** CLIP-Fields converts a sequence of posed RGB-D images to a semantic vector field by using open-label object detectors and semantic language embedding models. The result associates each point in the space with two semantic vectors, one generated via a VLM [9], and another generated via a language model [73], which is then embedded into a neural field [74].
- **USA-Net [26]:** USA-Net generates multi-scale CLIP features and embeds them in a neural field that also doubles as a signed distance field. As a result, a single model can support both object retrieval and navigation.

We compare them in the same three environments with a fixed set of queries, the results of which are shown in Figure 5.

Alternate grasping strategies: Similarly, we compare multiple grasping strategies to find out the best grasping strategy for our method.

- **AnyGrasp [19]:** AnyGrasp is a single view RGB-D based grasping model. It is trained on the GraspNet dataset which contains 1B grasp labels.
- **Open Graspness [19]:** Since the AnyGrasp model is free but not open source, we use an open licensed baseline trained on the same dataset.
- **Contact-GraspNet [16]:** We use Contact-GraspNet as a prior work baseline, which is trained on the Acronym [53] dataset. One limitation of Contact-GraspNet is that it was trained on a fixed camera view for a tabletop setting. As a result, in our application with a moving camera and arbitrary locations, it failed to give us meaningful grasps.
- **Top-down grasp [25]:** As a heuristic based baseline, we compare with the top-down heuristic grasp provided in the HomeRobot project.

APPENDIX B

SCANNET200 TEXT QUERIES

To detect objects in a given home environment using OWL-ViT, we use the Scannet200 labels. The full label set is here: ['shower head', 'spray', 'inhaler', 'guitar case', 'plunger', 'range hood', 'toilet paper dispenser', 'adapter', 'soy sauce', 'pipe', 'bottle', 'door', 'scale', 'paper towel', 'paper towel roll', 'stove', 'mailbox', 'scissors', 'tape', 'bathroom stall', 'chopsticks', 'case of water bottles', 'hand sanitizer', 'laptop', 'alcohol disinfection', 'keyboard', 'coffee

maker', 'light', 'toaster', 'stuffed animal', 'divider', 'clothes dryer', 'toilet seat cover dispenser', 'file cabinet', 'curtain', 'ironing board', 'fire extinguisher', 'fruit', 'object', 'blinds', 'container', 'bag', 'oven', 'body wash', 'bucket', 'cd case', 'tv', 'tray', 'bowl', 'cabinet', 'speaker', 'crate', 'projector', 'book', 'school bag', 'laundry detergent', 'mattress', 'bathtub', 'clothes', 'candle', 'basket', 'glass', 'face wash', 'notebook', 'purse', 'shower', 'power outlet', 'trash bin', 'paper bag', 'water dispenser', 'package', 'bulletin board', 'printer', 'windowsill', 'disinfecting wipes', 'bookshelf', 'recycling bin', 'headphones', 'dresser', 'mouse', 'shower gel', 'dustpan', 'cup', 'storage organizer', 'vacuum cleaner', 'fireplace', 'dish rack', 'coffee kettle', 'fire alarm', 'plants', 'rag', 'can', 'piano', 'bathroom cabinet', 'shelf', 'cushion', 'monitor', 'fan', 'tube', 'box', 'blackboard', 'ball', 'bicycle', 'guitar', 'trash can', 'hand sanitizers', 'paper towel dispenser', 'whiteboard', 'bin', 'potted plant', 'tennis', 'soap dish', 'structure', 'calendar', 'dumbbell', 'fish oil', 'paper cutter', 'ottoman', 'stool', 'hand wash', 'lamp', 'toaster oven', 'music stand', 'water bottle', 'clock', 'charger', 'picture', 'basketball', 'sink', 'microwave', 'screwdriver', 'kitchen counter', 'rack', 'apple', 'washing machine', 'suitcase', 'ladder', 'ping pong ball', 'window', 'dishwasher', 'storage container', 'toilet paper holder', 'coat rack', 'soap dispenser', 'refrigerator', 'banana', 'counter', 'toilet paper', 'mug', 'marker pen', 'hat', 'aerosol', 'luggage', 'poster', 'bed', 'cart', 'light switch', 'backpack', 'power strip', 'baseball', 'mustard', 'bathroom vanity', 'water pitcher', 'closet', 'couch', 'beverage', 'toy', 'salt', 'plant', 'pillow', 'broom', 'pepper', 'muffins', 'multivitamin', 'towel', 'storage bin', 'nightstand', 'radiator', 'telephone', 'pillar', 'tissue box', 'vent', 'hair dryer', 'ledge', 'mirror', 'sign', 'plate', 'tripod', 'chair', 'kitchen cabinet', 'column', 'water cooler', 'plastic bag', 'umbrella', 'doorframe', 'paper', 'laundry hamper', 'food', 'jacket', 'closet door', 'computer tower', 'stairs', 'keyboard piano',

'person', 'table', 'machine', 'projector
screen', 'shoe'].

APPENDIX C

SAMPLE OBJECTS FROM OUR TRIALS

During our experiments, we tried to sample objects that can plausibly be manipulated by the Hello Robot: Stretch gripper from the home environments. As a result, OK-Robot encountered a large variety of objects with different shapes and visual features. A subsample of such objects are presented in the Figures 9, 10.

APPENDIX D

SAMPLE HOME ENVIRONMENTS FROM OUR TRIALS

We show snapshots from a subset of home environments where we evaluated our method in Figures 11. Additionally, in Figure 12 we show the two home environments in Pittsburgh, PA, and Fremont, CA, where we reproduced the OK-Robot system.

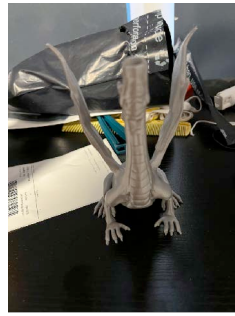
APPENDIX E

LIST OF HOME EXPERIMENTS

A full list of experiments in homes can be found in Table I.



Arm smartphone holder




Gray toy dragon



Toy plant



White shirt



Tangled earphones



Playing cards




Blue gloves



Toy cactus



Toy grapes



Medicine bottles



Grey rag



Blue hair oil bottle



Blue pretzel pack



Toothpaste



White pretzel



Blue body wash

Fig. 9: Sample objects on our home experiments, sampled from each home environment, which OK-Robot was able to pick and drop successfully.



Purple strap



Yellow ginger paste packet



Blue bag



Steel wool



Translucent grey cup



Black face wash



Gold wrapped chocolate



Black head band



Blue eyeglass case



Fluffy headbands



Yogurt drinks



Lotion pump



Blue hair gel tube



Brown trail mix bag



White Apple bag



Small hand sanitizer

Fig. 10: Sample objects on our home experiments, sampled from each home environment, which OK-Robot **failed** to pick up successfully.

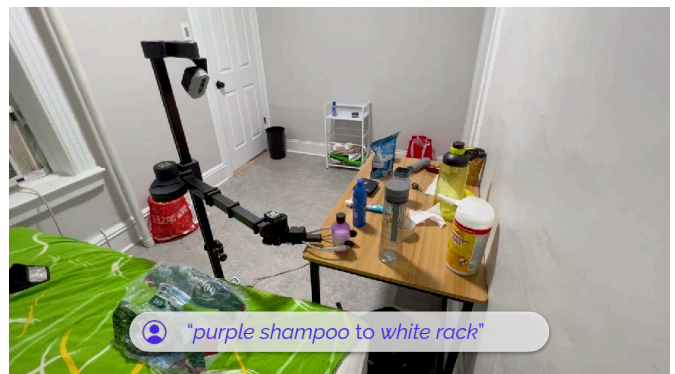










Fig. 11: Eight out of the ten New York home environments in which we evaluated OK-Robot. In each figure caption, we show the queries that the system is being evaluated on.



Reproducibility experiments in Pittsburgh, PA



Reproducibility experiments Fremont, CA

Fig. 12: Home environments outside of New York where we successfully reproduced OK-Robot. We ensured that OK-Robot can function in these homes by trying pick-and-drop on a number of objects in the homes.

TABLE I: A list of all tasks in the home environments, along with their categories and success rates out of 10 trials.

| Pick object | Place location | Result |
|---|-----------------------------------|----------------------|
| Home 1 | | |
| Cleanup level: none | | |
| silver cup | white table | Success |
| blue eye glass case | chair | Success |
| printed paper cup, coffee cup [white table] | — | Manipulation failure |
| small red and white medication | Chair | Success |
| power adapter | Grey Bed | Success |
| wrapped paper | — | Navigation failure |
| blue body wash | study table | Success |
| blue air spray | white table | Success |
| black face wash | — | Manipulation failure |
| yellow face wash | chair | Success |
| body spray | — | Navigation failure |
| small hand sanitizer | — | Manipulation failure |
| blue inhaler device(window) | white table | Success |
| inhaler box(window) | dust bin | Success |
| multivitamin container | — | Navigation failure |
| red towel | white cloth bin (air conditioner) | Success |
| white shirt | white cloth bin (air conditioner) | Success |
| Cleanup level: low | | |
| silver cup | white table | Success |
| blue eye glass case | — | Navigation failure |
| printed paper cup, coffee cup [white table] | dust bin | Success |
| small red and white medication | Chair | Success |
| power adapter | — | Navigation failure |
| blue body wash | white table | Success |
| blue air spray | white table | Success |
| yellow face wash | white table | Success |
| small hand sanitizer | study table | Success |
| blue inhaler device(window) | — | Manipulation failure |
| inhaler box(window) | dust bin | Success |
| red towel | white cloth bin(air conditioner) | Success |
| white shirt | white cloth bin(air conditioner) | Success |
| Cleanup level: high | | |
| silver cup | white table | Success |
| printed paper cup, coffee cup [white table] | dust bin | Success |
| blue body wash | white table | Success |
| blue air spray | white table | Success |
| yellow face wash | — | Manipulation failure |
| small hand sanitizer | — | Manipulation failure |
| inhaler box(window) | dust bin | Success |
| white shirt | white cloth bin(air conditioner) | Success |
| Home 2 | | |
| Cleanup level: None | | |
| fanta can | dust bin | Success |
| tennis ball | small red shopping bag | Success |
| black head band [bed] | — | Manipulation failure |
| purple shampoo bottle | white rack | Success |
| toothpaste | small red shopping bag | Success |
| Continued on the next page | | |

| Pick object | Place location | Result |
|-----------------------------------|----------------------------------|----------------------|
| orange packaging | dust bin | Success |
| green hair cream jar [white rack] | — | Navigation failure |
| green detergent pack [white rack] | white table | Success |
| blue moisturizer [white rack] | — | Navigation failure |
| green plastic cover | — | Navigation failure |
| storage container | — | Manipulation failure |
| blue hair oil bottle | white rack | Success |
| blue pretzels pack | white rack | Success |
| blue hair gel tube | — | Manipulation failure |
| red bottle [white rack] | brown desk | Success |
| blue bottle [air conditioner] | white cloth bin(air conditioner) | Success |
| wallet | — | Manipulation failure |

Cleanup level: low

| | | |
|-----------------------------------|-----------------|----------------------|
| fanta can | black trash can | Success |
| tennis ball | red target bag | Success |
| black head band [bed] | red target bag | Success |
| purple shampoo bottle | red target bag | Success |
| toothpaste | red target bag | Success |
| orange packaging | black trash can | Success |
| green detergent pack [white rack] | — | Manipulation failure |
| blue moisturizer [white rack] | — | Navigation failure |
| blue hair oil bottle | white rack | Success |
| blue pretzels pack | white rack | Success |
| wallet | — | Manipulation failure |

Cleanup level: high

| | | |
|-------------------------------|----------------------------------|----------------------|
| fanta can | black trash can | Success |
| purple shampoo bottle | small red shopping bag | Success |
| orange packaging | black trash can | Success |
| blue moisturizer [white rack] | white rack | Success |
| blue hair oil bottle | — | Manipulation failure |
| blue hair gel tube | dust bin | Success |
| red bottle [white rack] | target bag | Placing failure |
| blue bottle [air conditioner] | white cloth bin(air conditioner) | Success |

Home 3

Cleanup level: none

| | | |
|-------------------------------|----------------------------|----------------------|
| apple | white plate | Success |
| ice cream | white and green bag | Success |
| green lime juice bottle | red basket | Success |
| yellow packet | — | Manipulation failure |
| red packet | — | Manipulation failure |
| orange can | card board box | Success |
| cooking oil bottle | — | Manipulation failure |
| pasta sauce | — | Manipulation failure |
| orange box [stove] | — | Manipulation failure |
| green bowl | sink | Success |
| washing gloves | green bag [card board box] | Success |
| small oregano bottle | red basket | Success |
| yellow noodles packet [stove] | red basket | Success |
| blue dish wash bottle | card board box | Success |
| scrubber | — | Navigation failure |
| dressing salad bottle | — | Navigation failure |

Continued on the next page

| Pick object | Place location | Result |
|----------------------------------|---------------------------------------|----------------------------|
| Cleanup level: low | | |
| apple | white plate | Success |
| ice cream | red basket | Success |
| green lime juice bottle | red basket | Success |
| yellow packet | green bag | Success |
| red packet | _____ | Manipulation failure |
| orange can | card board box | Success |
| cooking oil bottle | marble surface [red basket] | Success |
| green bowl | _____ | Manipulation failure |
| washing gloves | sink | Success |
| small oregano bottle | red basket | Success |
| yellow noodles packet [stove] | _____ | Manipulation failure |
| blue dish wash bottle | card board box | Success |
| Cleanup level: high | | |
| apple | white plate | Success |
| ice cream | red basket | Success |
| green lime juice bottle | red basket | Success |
| orange can | card board box | Success |
| cooking oil bottle | _____ | Manipulation failure |
| washing gloves | sink | Success |
| small oregano bottle | red basket | Success |
| yellow noodles packet [stove] | red basket | Success |
| blue dish wash bottle | card board box | Success |
| Home 4 | | |
| Cleanup level: none | | |
| pepsi | black chair | Success |
| birdie | cloth bin | Success |
| black hat | _____ | Navigation failure |
| owl like wood carving | bed | Success |
| red inhaler | _____ | Manipulation failure |
| black sesame seeds | _____ | Manipulation failure |
| banana | _____ | Manipulation failure |
| loose-leaf herbal tea jar | black chair | Success |
| red pencil sharpener | _____ | Navigation failure |
| fast-food French fries container | blue shopping bag [metal drying rack] | Placing failure |
| milk | plastic storage drawer unit | Success |
| socks[bed] | _____ | Navigation failure |
| purple gloves | _____ | Manipulation failure |
| target bag | cloth bin | Success |
| muffin | grey bed | Success |
| tissue paper | table | Success |
| grey eyeglass box | _____ | Manipulation failure |
| Cleanup level: low | | |
| pepsi | basket | Success |
| birdie | white drawer | Success |
| owl like wood carving | _____ | Navigation failure |
| red inhaler | plastic storage drawer unit | Success |
| black sesame seeds | bed | Success |
| loose-leaf herbal tea jar | table | Success |
| fast-food French fries container | chair | Success |
| | | Continued on the next page |

| Pick object | Place location | Result |
|-------------------|----------------|----------------------|
| milk | chair | Success |
| purple gloves | basket | Success |
| target bag | basket | Placing failure |
| muffin | table | Success |
| tissue paper | — | Manipulation failure |
| grey eyeglass box | — | Navigation failure |

Cleanup level: high

| | | |
|---------------------------|-----------------------------|----------------------|
| pepsi | basket | Success |
| birdie | bed | Success |
| red inhaler | plastic storage drawer unit | Success |
| black sesame seeds | desk | Success |
| banana | — | Manipulation failure |
| loose-leaf herbal tea jar | — | Manipulation failure |
| milk | chair | Success |
| purple gloves | basket | Success |
| target bag | basket | Success |
| muffin | bed | Success |

Home 5

Cleanup level: none

| | | |
|------------------------------------|--------------------------|----------------------|
| tiger balm topical ointment | — | Navigation failure |
| pink shampoo | trader joes shapping bag | Success |
| aveeno sunscreen protective lotion | trader joes shapping bag | Success |
| small yellow nozzle spray | — | Manipulation failure |
| black hair care spray | — | Manipulation failure |
| green hand sanitizer | — | Manipulation failure |
| white hand sanitizer | — | Navigation failure |
| white bowl [ketchup] | black sofa chair | Success |
| blue bowl | — | Manipulation failure |
| blue sponge | trader joes shapping bag | Success |
| ketchup | — | Manipulation failure |
| white salt | — | Manipulation failure |
| black pepper | black drawer | Success |
| blue bottle | — | Navigation failure |
| purple light bulb box | trader joes shopping bag | Success |
| white plastic bag | bed | Success |
| rag | white rack | Success |

Cleanup level: low

| | | |
|------------------------------------|--------------------------|----------------------|
| pink shampoo | — | Navigation failure |
| aveeno sunscreen protective lotion | — | Manipulation failure |
| small yellow nozzle spray | — | Manipulation failure |
| white bowl [ketchup] | black sofa chair | Success |
| blue sponge | bed | Success |
| ketchup | trader joes shopping bag | Success |
| white salt | trader joes shopping bag | Success |
| black pepper | — | Navigation failure |
| blue bottle | black sofa chair | Success |
| purple light bulb box | — | Manipulation failure |
| rag | white rack | Success |

Cleanup level: high

| | | |
|--------------|--------------------------|---------|
| pink shampoo | trader joes shopping bag | Success |
|--------------|--------------------------|---------|

Continued on the next page

| Pick object | Place location | Result |
|-----------------------|--------------------------|----------------------|
| green hand sanitizer | black sofa chair | Success |
| white bowl [ketchup] | _____ | Manipulation failure |
| blue sponge | bed | Success |
| ketchup | black drawer | Success |
| white salt | white drawer | Success |
| purple light bulb box | trader joes shopping bag | Success |
| rag | black sofa chair | Success |

Home 6
Cleanup level: none

| | | |
|------------------------------|------------|----------------------|
| translucent grey cup | _____ | Manipulation failure |
| green mouth spray box | stove | Success |
| green eyeglass container | chair | Success |
| blue bag | _____ | Manipulation failure |
| black burn ointment box | _____ | Navigation failure |
| white vitamin bottle | _____ | Navigation failure |
| McDonald's paper bag | stove | Success |
| purple medicine packaging | chair | Success |
| grey rag | sink | Success |
| sparkling water can [sink] | countertop | Success |
| gold wrapped chocolate | _____ | Manipulation failure |
| lemon tea carton | table | Success |
| metallic golden beverage can | table | Success |
| red bottle | table | Success |
| tea milk bottle | _____ | Navigation failure |
| nyu water bottle [sink] | table | Success |
| white hand wash | _____ | Navigation failure |

Cleanup level: low

| | | |
|------------------------------|-----------|----------------------|
| translucent grey cup | _____ | Navigation failure |
| green mouth spray box | _____ | Manipulation failure |
| blue bag | brown box | Success |
| black burn ointment box | brown box | Success |
| McDonald's paper bag | _____ | Navigation failure |
| grey rag | sink | Success |
| sparkling water can [sink] | chair | Success |
| lemon tea carton | stove | Success |
| metallic golden beverage can | _____ | Navigation failure |
| red bottle | brown box | Success |
| nyu water bottle [sink] | table | Success |
| white hand wash | sink | Success |

Cleanup level: high

| | | |
|------------------------------|-----------|----------------------|
| blue bag | brown box | Success |
| black burn ointment box | _____ | Manipulation failure |
| grey rag | sink | Success |
| sparkling water can [sink] | chair | Success |
| lemon tea carton | table | Success |
| metallic golden beverage can | stove | Success |
| red bottle | _____ | Navigation failure |
| nyu water bottle [sink] | _____ | Manipulation failure |
| white hand wash | _____ | Manipulation failure |

Home 7
Continued on the next page

| Pick object | Place location | Result |
|----------------------------|---------------------|----------------------|
| Cleanup level: none | | |
| blue plastic bag roll | _____ | Navigation failure |
| green bag | basket[window] | Success |
| toy cactus | desk | Success |
| toy van | chair | Success |
| brown medical bandage | chair | Success |
| power adapter | _____ | Navigation failure |
| red herbal tea | brown cardboard box | Success |
| apple juice box | brown cardboard box | Success |
| paper towel | blue cardboard box | Success |
| toy bear | bed blanket | Success |
| yellow ball | bed blanket | Success |
| black pants | basket[window] | Success |
| purple water bottle | desk | Success |
| blue eyeglass case | _____ | Manipulation failure |
| brown toy monkey | _____ | Navigation failure |
| blue hardware box [table] | blue cardboard box | Success |
| green zandu balm container | blue cardboard box | Success |
| Cleanup level: low | | |
| green bag | basket | Success |
| toy cactus | basket | Success |
| toy van | chair | Success |
| brown medical bandage | _____ | Manipulation failure |
| red herbal tea | brown box | Success |
| apple juice box | brown box | Success |
| paper towel | basket | Success |
| toy bear | desk | Success |
| purple water bottle | desk | Success |
| blue eyeglass case | _____ | Manipulation failure |
| green zandu balm container | blue cardboard box | Success |
| Cleanup level: high | | |
| green bag | stool [window] | Success |
| toy cactus | table | Success |
| toy van | white basket | Success |
| red herbal tea | brown cardboard box | Success |
| apple juice box | brown cardboard box | Success |
| paper towel | blue cardboard box | Success |
| toy bear | white basket | Success |
| yellow ball | bed | Success |
| purple water bottle | black tote bag | Success |
| green zandu balm container | blue cardboard box | Success |
| Home 8 | | |
| Cleanup level: none | | |
| cyan air spray | brown shelf [sink] | Success |
| blue gloves | kitchen sink | Success |
| blue peanut butter | black stove | Success |
| nutella | table | Success |
| green bag | brown shelf [sink] | Success |
| green bandage box | trash can | Success |
| green detergent | kitchen sink | Success |
| black 'red pepper sauce' | _____ | Manipulation failure |
| Continued on the next page | | |

| Pick object | Place location | Result |
|-------------------------|--------------------|----------------------|
| red bag | chair | Success |
| black bag | chair | Success |
| red spray [brown shelf] | kitchen countertop | Success |
| steel wool | _____ | Manipulation failure |
| white aerosol | trash can | Success |
| white pretzel | black stove | Success |
| purple crisp | kitchen countertop | Success |
| plastic bowl | _____ | Manipulation failure |
| playing card | microwave | Success |

Cleanup level: low

| | | |
|--------------------|--------------------|----------------------|
| cyan air apray | chair | Success |
| blue gloves | sink | Success |
| blue peanut butter | _____ | Navigation failure |
| green bag | brown shelf | Success |
| green bandage box | brown shopping bag | Success |
| green detergent | microwave | Success |
| red bag | _____ | Manipulation failure |
| black bag | chair | Success |
| white aerosol | trash can | Success |
| white pretzel | black stove | Success |
| purple crisp | kitchen countertop | Success |
| plastic bowl | _____ | Manipulation failure |
| playing card | microwave | Success |

Cleanup level: high

| | | |
|--------------------|--------------------|----------------------|
| cyan air apray | brown shelf [sink] | Success |
| blue gloves | stove | Success |
| blue peanut butter | black stove | Success |
| green bag | brown shelf [sink] | Success |
| green bandage box | microwave | Success |
| green detergent | _____ | Manipulation failure |
| black bag | chair | Success |
| white aerosol | table | Success |
| purple crisp | chair | Success |
| playing card | microwave | Success |

Home 9

Cleanup level: none

| | | |
|------------------------|--------------------|----------------------|
| toy grapes | black laundry bag | Success |
| purple strap | _____ | Manipulation failure |
| red foggy body spray | _____ | Manipulation failure |
| arm smartphone holder | bed | Success |
| medicine bottle | _____ | Manipulation failure |
| yogurt beverage | _____ | Navigation failure |
| blue shaving cream can | _____ | Navigation failure |
| blue cup | table | Success |
| purple tape | _____ | Manipulation failure |
| black shoe brush | _____ | Navigation failure |
| fluffy headband | _____ | Manipulation failure |
| black water bottle | brown shopping bag | Placing failure |
| yellow eyeglass case | black chair | Success |
| paper cup | _____ | Manipulation failure |
| lotion pump | _____ | Manipulation failure |

Continued on the next page

| Pick object | Place location | Result |
|-------------|----------------|----------------------|
| nasal spray | _____ | Manipulation failure |
| plastic bag | trash basket | Success |

Cleanup level: low

| | | |
|------------------------|-----------------|----------------------|
| toy grapes | _____ | Manipulation failure |
| red foggy body spray | brown paper bag | Success |
| arm smartphone holder | brown paper bag | Success |
| yogurt beverage | desk | Success |
| blue shaving cream can | black bag | Success |
| blue cup | black chair | Success |
| black shoe brush | _____ | Manipulation failure |
| fluffy headband | _____ | Navigation failure |
| black water bottle | folded chair | Success |
| nasal spray | _____ | Navigation failure |
| plastic bag | trash basket | Success |

Cleanup level: high

| | | |
|------------------------|-----------------|----------------------|
| red foggy body spray | brown paper bag | Success |
| arm smartphone holder | _____ | Manipulation failure |
| yogurt beverage | desk | Success |
| blue shaving cream can | black bag | Success |
| blue cup | black chair | Success |
| black water bottle | white bed | Success |
| nasal spray | folded chair | Success |
| plastic bag | trash basket | Success |

Home 10

Cleanup level: none

| | | |
|--------------------------------------|--------------|----------------------|
| grey toy dragon | bed | Success |
| purple body spray | _____ | Manipulation failure |
| hand sanitizer | shelf | Success |
| toy plant | bed [shelf] | Success |
| brown trail mix bag | _____ | Manipulation failure |
| hanging blue shirt | cloth bin | Success |
| white apple bag | _____ | Manipulation failure |
| white and pink powder bottle | table | Success |
| cough syrup bottle | shelf | Success |
| tangled ear phones | office chair | Success |
| red deodrant stick[table] | chair | Success |
| black body spray | chair | Success |
| hair treatment medicine bottle | _____ | Manipulation failure |
| green tea package | chair | Success |
| portable speaker [green tea package] | office chair | Success |
| wooden workout gripper | _____ | Navigation failure |
| brown box | _____ | Navigation failure |
| blue bulb adapter | office chair | Success |
| game controller | office chair | Success |

Cleanup level: low

| | | |
|---------------------|------------|----------------------|
| grey toy dragon | orange bag | Success |
| purple body spray | table | Success |
| hand sanitizer | _____ | Navigation failure |
| toy plant | bed | Success |
| brown trail mix bag | _____ | Manipulation failure |

Continued on the next page

| Pick object | Place location | Result |
|------------------------------|-------------------|----------------------|
| white and pink powder bottle | black chair [bed] | Success |
| cough syrup bottle | shelf [bed] | Success |
| red deodrant stick[table] | bed [rack] | Success |
| black body spray | rack [bed] | Placing failure |
| green tea package | orange bag | Success |
| brown box | black chair [bed] | Success |
| blue bulb adapter | _____ | Manipulation failure |
| Cleanup level: high | | |
| purple body spray | orange bag | Success |
| toy plant | bed | Success |
| white and pink powder bottle | _____ | Navigation failure |
| cough syrup bottle | shelf [bed] | Success |
| red deodrant stick[table] | _____ | Navigation failure |
| black body spray | black chair | Success |
| green tea package | table | Success |
| blue bulb adapter | shelf | Success |
