

Text Embedding Inversion Security for Multilingual Language Models

Yiyi Chen Heather Lent Johannes Bjerva
 Department of Computer Science, Aalborg University, Denmark
 {yiyic, hcle, jbjerva}@cs.aau.dk

Abstract

Textual data is often represented as real-numbered embeddings in NLP, particularly with the popularity of large language models (LLMs) and Embeddings as a Service (EaaS). However, storing sensitive information as embeddings can be vulnerable to security breaches, as research shows that text can be reconstructed from embeddings, even without knowledge of the underlying model. While defence mechanisms have been explored, these are exclusively focused on English, leaving other languages vulnerable to attacks. This work explores LLM security through *multilingual* embedding inversion. We define the problem of black-box multilingual and cross-lingual inversion attacks, and thoroughly explore their potential implications. Our findings suggest that multilingual LLMs may be more vulnerable to inversion attacks, in part because English-based defences may be ineffective. To alleviate this, we propose a simple masking defense effective for both monolingual and multilingual models. This study is the first to investigate multilingual inversion attacks, shedding light on the differences in attacks and defenses across monolingual and multilingual settings.

1 Introduction

Industrial applications of Natural Language Processing (NLP) typically utilize Language Models (LMs) and often rely on vector databases via frameworks such as Embeddings as a Service (EaaS). In this context, sentence embeddings are stored in a remote database, as opposed to raw text, thus allowing end-users to efficiently search across condensed representations. As embeddings are not human-readable, security of the encoded information may be naively assumed, however recent works have demonstrated that embeddings are no safer than raw text; they are susceptible to *inversion attacks*, whereby a malicious actor can train models that can learn to decode embeddings, thus exposing private

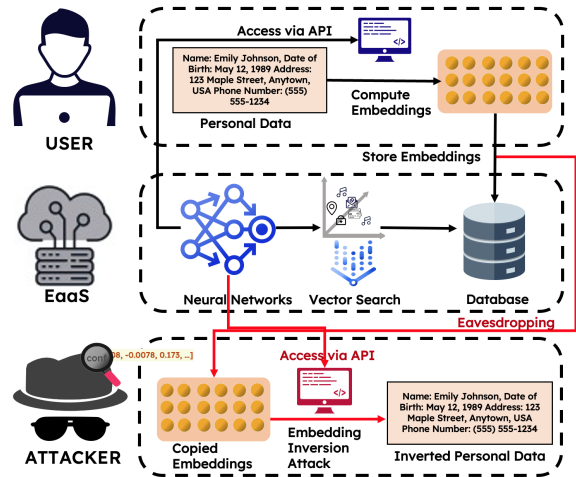


Figure 1: Schematic overview of a text embedding inversion attack. A user accesses an EaaS provider, while an attacker is eavesdropping. Although the attacker has no direct access to the embedding model, they can reliably decode the information stored in the embeddings.

information (Song and Raghunathan, 2020; Morris et al., 2023; Zhou et al., 2023). Concretely, after gaining access to embeddings and the black-box embedder via the EaaS API, the malicious actor can train an external model, which approximates the inversion function that reconstructs the text from the embeddings. As such, there is a substantial threat to privacy if malicious actors are able to eavesdrop on communication channels between EaaS providers and customers, as illustrated in Figure 2.

Previous work has shown that an exact match for data recreation can be obtained in specific settings, albeit with the limitation of assuming monolingual English models and embeddings (Morris et al., 2023). However, in real-world scenarios, eavesdroppers may not know the source language of the encoded text, as EaaS providers can have international clientele. Thus to assess the current level of risk posed to multilingual language models, we introduce *multilingual* inversion attacks. As the first ever study in this direction, we focus specif-

ically on exact text reconstruction, assuming that the language of a target embedding is unknown. Leveraging a state-of-the-art multilingual black-box encoder, we find that the trained model can reconstruct texts in certain languages more effectively than monolingual counterparts. Additionally, we also introduce *cross-lingual* inversion attacks, to ascertain whether inversion attacks can be successful when the target language is unknown by the attacker. We thus attempt cross-lingual text reconstruction (i.e., reconstructing German text with a model not trained on German reconstruction) introducing an *Ad hoc Translation* method to overcome the evaluation limitation of current string-matching metrics in this cross-lingual scenario. Finally, we assess the efficacy of an existing defense method by Morris et al. (2023), ultimately finding that defenses intended for monolingual models fall short in protecting multilingual models. To this end, we introduce simple *masking defense*, which proves effective for both monolingual and multilingual models, and which also does not require additional model training. All our trained inversion models¹ and code²

2 Related Work

Models are well known to memorize training data, and are therefore susceptible to leaking private information (Shokri et al., 2016; Carlini et al., 2018; Nasr et al., 2019). As such, there is increased research interest in exploring this vulnerability to *inversion attacks* from the perspective of cybersecurity, simulating attacks against models to recreate sensitive training data. Work in this direction has been conducted across various domains of machine learning, such as computational genetics (Fredrikson et al., 2014), computer vision (Fredrikson et al., 2015), and more recently NLP (Song and Raghunathan, 2020). Generally, such works at the intersection of machine learning and cyber-security (e.g., on inversion attacks or adversarial attacks) make assumptions about the imagined attacker’s levels of access to the victim model. White-box scenarios assume attacker access to the full model (Wallace et al., 2019; Tsymbou et al., 2023), resulting in many possible attack surfaces. Previous works in NLP have shown that it is possible to retrieve sensitive training data by attacking models

directly (Fredrikson et al., 2014, 2015), attacking gradients (Zhu et al., 2019; Deng et al., 2021), as well as through leveraging leaked hidden states (Li et al., 2022). Meanwhile, black-box attacks assume an attacker has no knowledge of the underlying model itself, and can only interact with models at the most abstracted level (e.g., provide input and register output through an API). For example, Carlini et al. (2020) are able to extract sensitive training data (e.g., names and phone numbers) from GPT-2 (Radford et al., 2019), by first generating data from the model and then using membership inference attacks to filter utterances likely to be part of the original training data.

In embedding inversion attacks, an imagined attacker aims to recreate text from the distributed representations. As opposed to a machine translation setting, this scenario assumes no access to a source text x to condition on, and the goal is not to decode a translation of x , but rather to recreate the exact text of x — with no input other than the embedding $\phi(x)$, given ϕ as an encoder. Song and Raghunathan (2020) showed that 50%–70% percent of tokens could be recovered in such a setting. Subsequent attacks have further improved over this metric, with newer approaches now able to retrieve entire sentences of encoded text (Hömann et al., 2021; Hayet et al., 2022; Morris et al., 2023; Li et al., 2023). Existing defense mechanisms include randomly perturbing embeddings (Zhou et al., 2023) and parameter-efficient fine-tuning (Zhang et al., 2023). Other methods for securing embeddings include encryption (Huang et al., 2020; Xie and Hong, 2021) and differential privacy (Lyu et al., 2020). However, until embedding privacy is ensured, inversion attacks will remain a threat, necessitating further investigation.

Finally, previous works on embedding inversion have been confined to monolingual settings concerning English (Song and Raghunathan, 2020; Lyu et al., 2020; Hayet et al., 2022; Parikh et al., 2022; Kim et al., 2022; Morris et al., 2023; Zhou et al., 2023; Li et al., 2023). This leaves defenses for non-English languages and multilingual models unexplored, potentially compromising model security for those languages. As a result, the vulnerability of multilingual models and non-English models remains an open question.

¹<https://huggingface.co/yiyic/>

²<https://github.com/siebeniris/MultiVec2Text/tree/main>

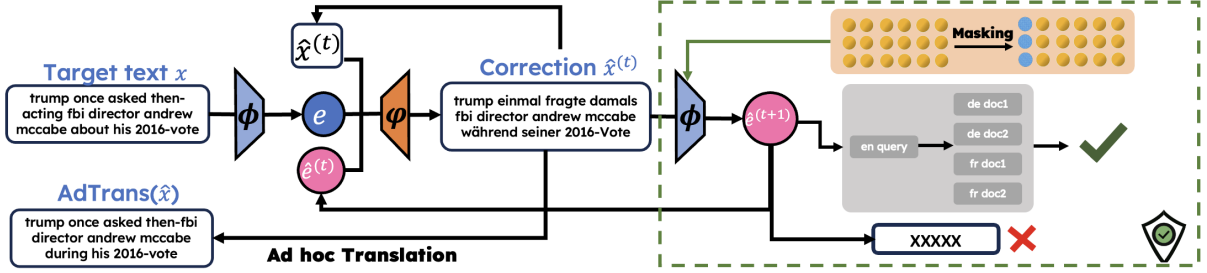


Figure 2: Overview of Multilingual Vec2Text, extending Vec2Text (Morris et al., 2023) with Ad hoc Translation and Masking Defense Mechanism (outlined in the green dashed line frame). Given access to a target embedding e and query access to the embedder ϕ via an EaaS API, the inversion model ψ iteratively generates hypotheses \hat{e} to attain the target. The generated text \hat{x} is in German, and translated to English (AdTrans(\hat{x})), to be compared with the target text x . The masking defense serves as an effective defense against inversion attacks while preserving utility in NLP tasks such as retrieval.

3 Methodology

In this work, we consider a scenario where a malicious actor has illegitimately obtained both embeddings and API access to the black-box encoder, as shown in Figure 1. To gauge the vulnerability of multilingual models against black-box embedding inversion attacks, we build upon previous work by (Morris et al., 2023), extending their attack method to a multilingual setting, aiming to invert sentence embeddings produced by a multilingual model. We define the attack scenario formally as follows: given a sensitive text sequence x and a black-box encoder ϕ , the goal is to recover x from the embedding obtained via $\phi(x)$ using an external attacker model ψ . However, we can only access ϕ through an EaaS API, and its architecture and parameters are inaccessible. Crucially, we explore the efficacy of existing defenses in this scenario, and introduce a novel defense mechanism.

We approach embedding inversion attacks in the context of text generation, considering the generation models’ efficacy in such attacks (Li et al., 2023; Morris et al., 2023). In this scenario, the generation model ψ conditions what information can be encoded and decoded, with consequences for text reconstruction. For example, if ψ is solely pre-trained on Latin script, it cannot handle Cyrillic or Devanagari scripts. Consequently, reconstructing text in unknown scripts is presently infeasible, and whether text in unknown scripts can be reconstructed remains unexplored. Hence, our study investigates text reconstruction in unknown *languages* within the same script (i.e., Latin).

Multilingual Inversion Attacks Compared to monolingual embedding inversion, investigating

multilingual inversion attacks introduces significant complexity, as each language space of ψ , ϕ , x , and training data is crucial. For instance, the training scale for attacker models increases with the number of languages and controlled parameters, such as maximal sequence length (cf. Section 4).

We explore the potential of multilingual embedding inversion assuming unlimited queries can be sent to the black-box ϕ , obtaining embeddings $\phi(x)$ for $x \in D$, where D is the training dataset. Following the approximation approach from Morris et al. (2023), we search for text \hat{x} closest to the target embedding e under ϕ using the formula:

$$\hat{x} = \arg \max_x \cos(\phi(x), e) \quad (1)$$

In particular, as illustrated in Figure 2, the training and inference of the inversion model are conditioned on the previous output. At correction step $t + 1$, the model takes the concatenation of the previous output $\hat{x}^{(t)}$, hypothesis embedding $\hat{e}^{(t)}$, and target embedding e . With this context noted, the multilingual embedding inversion attack is composed of the following steps:

- **Base model Model Training:** Develop an attacker model ψ based on a text generation model pre-trained on the same language scripts;
- **Correction Model Training:** Train ψ by querying the black-box embedding model ϕ with text $x \in D$, resulting in \hat{x} optimized using Eq. 1 (correction step 1).
- **Inference:** Execute embedding inversion attacks on texts in the target language l_t using the trained inversion model ψ . Further optimization (correction steps > 1) is performed

with Eq. 1, combined with beam search at sequence level.

Cross-Lingual Inversion Attacks In a multilingual setting we assume that the inversion model is trained on several languages, including the target text language l_t . However, this is an unrealistic setting which requires immense computational resources. We therefore investigate a cross-lingual setting, in which the aggressor does not know the true language of the target text l_t . Concretely, we investigate the extent it is possible to execute inversion attacks leveraging a monolingual inversion model trained on a *different* source language l_s than the target l_t , thus introducing a cross-lingual attack. As the text generated by the monolingual inversion model will be in l_s , current string-matching metrics for evaluating inversion attacks, such as BLEU, are not applicable here, as there will be little or no overlap between the l_s and l_t strings, even when the underlying meaning of the two is the same. In order to evaluate the success of the cross-lingual inversion model then, we propose a post-intervention strategy **Ad hoc Translation** (AdTrans), as shown in Figure 2. In this setup, the generated text is first translated from l_s in l_t using EasyNMT³. Then the translated text is evaluated against the target text, to verify whether the inverted text in l_s can indeed uncover the target text in unknown l_t (cf. Section 5.2). As AdTrans hinges upon the availability of a reliable machine translation model for the pertinent languages, this use case highlights the existing limitations in current evaluation metrics for assessing the threat posed by cross-lingual inversion attacks, and the need for continued research in this space.

4 Experimental Setup

English Embeddings We reproduce the results from Morris et al. (2023) by training inversion models on GTR-base on English dataset. Full results can be found in Appendix B.

Multilingual Embeddings We use **T5-base** (Raffel et al., 2023) as our generation model. For the multilingual inversion models ψ , we train on a state-of-the-art multilingual encoder ϕ : multilingual-e5-base (**ME5-base**)⁴ (Wang et al., 2022), which is a pre-trained transformer based

on XLM-R (Conneau et al., 2020), and noted to be one of the best performing multilingual models according to MTEB (Muennighoff et al., 2023).

Datasets Previous research (Morris et al., 2023) trains inversion models on natural questions and question-answer pairs, such as MS-Marco (Bajaj et al., 2018) and Natural Questions (NQ) (Kwiatkowski et al., 2019). While these datasets are advantageously large, they are limited to English. Thus for our experiments, we train and evaluate the multilingual inversion models on **MTG**, a benchmark suite tailored for multilingual text generation training and evaluation (Chen et al., 2022), with parallel samples across languages. MTG is curated from different domains, including news, daily life and Wikipedia. In order to ensure the validity of our experiments, and test generalizability, we exclude the data curated from Wikipedia, as this domain data was already used to train both T5-base and ME5-base models. For each language, this results in 123k passages (i.e., paragraphs or sections of a document) available for training data. We obtain 3-5M sentences for training and 2k each for validation and test in each language using NLTK (Bird and Loper, 2004) sentence tokenization. This is considerably fewer training samples as compared to Morris et al. (2023), where their GTR-base model was trained on 5M passages from NQ⁵. Meanwhile, we train and evaluate on data in English, French, German and Spanish, noted as MTG-EN, MTG-FR, MTG-DE, and MTG-ES, respectively. We also compose a 5M-sentence multilingual dataset for training including 1.25M sentences from each language, noted as MTG-MULTI. We note that to reproduce the findings presented in Morris et al. (2023), a test set comprising 500 samples was utilized. All reconstruction results are therefore based on 500 samples from the regarding test data.

Metrics To be comparable with Morris et al. (2023), we assess model performance using two types of metrics. First, for text reconstruction, we employ the following word-match metrics: **BLEU** (Post, 2018), measuring n-gram similarities between the true and reconstructed text;

⁵The models truncate texts into 32 tokens and 64 tokens, to evaluate how sequence length affects the performance of embeddings inversion. Each passage in NQ is significantly longer than 32 and 64 tokens. To obtain more training data samples from MTG, we implement NLTK sentence tokenization on MTG dataset, resulting in sentences with uneven distribution of tokens length (cf. Appendix A).

³<https://github.com/UKPLab/EasyNMT>

⁴transformers: intfloat/multilingual-e5-base

ROUGE (Lin, 2004), reporting the recall of overlapping words of reconstructed text; *Token F1*, which calculates the multi-class F1 scores between predicted tokens and true tokens, considering each word as a class; and *Exact-match*, representing the percentage of perfectly matching reconstructed texts to the true texts. We also compute the *cosine similarity* between the true embedding and the embedding of the reconstructed text in the embedding space of the trained ϕ . However, such metrics fall short in terms of evaluating the recovery of the semantic content, especially regarding specific private information. The limitation is particularly evident in cross-lingual settings, for example, where the generated German text conveys similar meaning as the input English text, a nuance that word-match metrics fail to capture (see Figure 2).

Evaluation In text generation, exploring the vast space of possible sequences exhaustively is infeasible. Hence, we employ beam search at the sequence level to approximate the sum of immediate text generations. Following Morris et al. (2023), the inference is conducted greedily at the token level and beam search is employed at the sequence level. At every stage of correction, a set number b of potential corrections is evaluated. For each potential correction, the top b feasible continuations are decoded. From the pool of $b \cdot b$ potential continuations, the b unique ones are selected based on their embedding space distance from the reference embedding e .

In this study, we analyze inference using varying numbers of correction steps (1, 20, 50, and 100) along with sequence beam widths (sbeam) of 4 and 8. We explore the impact of evaluation steps in comparison to runtime and observe that evaluation runtime doubles from 50 to 100 steps with sbeam, while the additional performance gains are negligible (see Figure 6 in Appendix C). Thus, we report the evaluation results until 50 steps with 8 sbeam.

Experiments We train an inversion base model and Vec2Text corrector model, as described in Section 3. To determine the potential of multilingual embedding inversion attacks, we train base models and Vec2Text models specifically for MTG-MULTI; for cross-lingual attacks, we train these models for each language. In comparison with previous research, we train and evaluate ME5-based inversion models on NQ, i.e., ME5_NQ.

The Adam optimizer with a learning rate of

0.001 with 625 warm-up steps is used. Each base and corrector model is trained for 100 epochs. For inversion models, we use a batch size of 512, while corrector models, trained on data with 32 tokens, have a batch size of 256. Batch sizes are halved for models trained on data truncated to 64 tokens. All models are trained on 4 AMD MI250 GPUs with distributed training. Under these circumstances, training our slowest model takes about 8 days.

5 Attacking Multilingual Language Models

To explore the potential of multilingual embedding inversion, we train ME5-base embedder on MTG data in English, German, French, and Spanish, i.e., ME5_EN, ME5_FR, ME5_DE and ME5_ES, respectively, and the composed multilingual dataset of four languages, i.e., ME5_MULTI, and test on each language for both settings, see results in Table 1. To simulate more realistic attacks, we conduct thorough cross-domain evaluation (cf. Appendix F).

5.1 Multilingual Text Reconstruction

Monolingual Text Reconstruction in Multiple Languages We observe that the BLEU score for each language peaks by 50 steps correction with 8 sbeam. Moreover, Spanish models outperform the others in terms of the word-match metrics across correction steps, achieving 80.02 on BLEU with 65% of exact match. Despite having a larger volume of data compared to other languages, the English model unexpectedly performs the worst across various metrics, as illustrated by the training data distribution in Appendix A Figure 5. However, we show in Appendix D, the evaluation of round-trip translated English test data indicates no evidence of translationese effect.

Multilingual Text Reconstruction Without Prior Knowledge of Language To evaluate the potential of multilingual text inversion without prior knowledge of the language in which a target text is written, we train inversion models on MTG-MULTI. As shown in Table 1, ME5_MULTI base model outperforms (underlined) or matches the performance of monolingual base models across languages. Despite each language in MTG-MULTI having a quarter of the data volume compared to its monolingual counterpart, overall performance remains comparable, particularly evident for French and Spanish. For Spanish, ME5_MULTI slightly outperforms in word-match metrics than ME5_ES

| | #Tokens | | #Pred Tok. | | BLEU | | ROUGE | | TF1 | | Exact | | COS | |
|----------------------|---------|-------|------------|-------|--------------|--------------|--------------|--------------|--------------|--------------|-------------|-------------|---------------|---------------|
| | MONO | MULTI | MONO | MULTI | MONO | MULTI | MONO | MULTI | MONO | MULTI | MONO | MULTI | MONO | MULTI |
| MTG-EN | | | | | | | | | | | | | | |
| Base (0 Steps) | 32 | 32 | 31.94 | 31.95 | 11.57 | 10.79 | 45.98 | 44.39 | 44.97 | 43.71 | 0 | 0 | 0.9381 | 0.9215 |
| Vec2Text (1 Step) | 32 | 32 | 31.95 | 31.96 | 18.3 | 13.38 | 58.74 | 48.95 | 56.37 | 48.22 | 0.4 | 0.2 | 0.9236 | 0.8637 |
| (20 Steps) | 32 | 32 | 31.99 | 31.98 | 41.48 | 23.72 | 79.05 | 62.53 | 75.15 | 59.74 | 8.8 | 3 | 0.9441 | 0.8433 |
| (50 Steps) | 32 | 32 | 31.99 | 31.97 | 43.05 | 25.27 | 80.2 | 64.14 | 76.29 | 61.39 | 9.4 | 3.2 | 0.9464 | 0.9296 |
| (50 Steps + 4 sbeam) | 32 | 32 | 31.99 | 31.98 | 45.87 | 29.89 | 82.7 | 68.17 | 78.24 | 65.27 | 10.8 | 5 | 0.9372 | 0.9487 |
| (50 Steps + 8 sbeam) | 32 | 32 | 31.98 | 31.98 | 48.49 | 32.04 | 83.51 | 69.38 | 79.16 | 66.67 | 12 | 7.4 | 0.9277 | <u>0.9303</u> |
| MTG-FR | | | | | | | | | | | | | | |
| Base [0 Steps] | 32 | 32 | 32 | 32 | 18.64 | <u>19.81</u> | 52.86 | 55.2 | 52.93 | <u>55.68</u> | 0 | <u>0.2</u> | 0.9408 | <u>0.9511</u> |
| Vec2Text (1 Step) | 32 | 32 | 32 | 31.98 | 29.1 | 28.32 | 63.58 | 63.08 | 63.36 | 63.1 | 2.6 | 2 | 0.9655 | 0.9271 |
| (20 Steps) | 32 | 32 | 31.98 | 32 | 62.39 | 58.78 | 84.12 | 81.32 | 83.48 | 81.02 | 36 | 32 | 0.9752 | 0.9492 |
| (50 Steps) | 32 | 32 | 31.98 | 32 | 64.04 | 60.75 | 85.18 | 83.01 | 84.51 | 82.49 | 36.8 | 33 | 0.9754 | 0.9252 |
| (50 Steps + 4 sbeam) | 32 | 32 | 32 | 32 | 71.96 | 68.72 | 88.29 | 86.7 | 87.91 | 86.22 | 50.4 | 45.2 | 0.9643 | 0.942 |
| (50 Steps + 8 sbeam) | 32 | 32 | 32 | 32 | 74.54 | 73 | 89.12 | 89.38 | 88.83 | 88.84 | 54.4 | 49.6 | 0.9757 | 0.942 |
| MTG-DE | | | | | | | | | | | | | | |
| Base (0 Steps) | 32 | 32 | 32 | 31.98 | 13.3 | <u>13.7</u> | 43.13 | <u>45.24</u> | 44.6 | <u>46.14</u> | 0 | 0 | 0.9599 | <u>0.9642</u> |
| Vec2Text (1 step) | 32 | 32 | 31.93 | 31.98 | 22 | 18.08 | 55.55 | 51.95 | 56 | 52.07 | 1.2 | 0.2 | 0.9699 | 0.9516 |
| (20 Steps) | 32 | 32 | 31.95 | 32 | 56.6 | 41.37 | 80.95 | 70.41 | 79.84 | 69.81 | 30.2 | 16.6 | 0.9573 | 0.9232 |
| (50 Steps) | 32 | 32 | 31.95 | 32 | 57.36 | 43.59 | 82.33 | 72.28 | 81.4 | 71.54 | 30.4 | 17.4 | 0.9687 | 0.9278 |
| (50 Steps + 4 sbeam) | 32 | 32 | 31.98 | 31.98 | 65.79 | 52.48 | 85.84 | 76.7 | 84.56 | 75.75 | 42.4 | 28.2 | 0.9778 | 0.9321 |
| (50 Steps + 8 sbeam) | 32 | 32 | 32 | 32 | 69.5 | 54.08 | 87.8 | 77.57 | 86.46 | 76.44 | 47.4 | 29.6 | 0.9671 | 0.9646 |
| MTG-ES | | | | | | | | | | | | | | |
| Base (0 steps) | 32 | 32 | 31.95 | 32 | 23.21 | <u>27.09</u> | 55.15 | <u>60.54</u> | 56.75 | <u>62.07</u> | 1.6 | <u>1.8</u> | 0.938 | <u>0.9501</u> |
| Vec2Text (1 step) | 32 | 32 | 32 | 32 | 35.18 | <u>36.92</u> | 66.21 | <u>68.04</u> | 67.76 | <u>68.92</u> | 8 | <u>9.6</u> | 0.9549 | 0.9423 |
| (20 Steps) | 32 | 32 | 32 | 32 | 66.61 | 64.43 | 85.59 | 84.61 | 85.78 | 84.73 | 44.8 | 38.4 | 0.9632 | 0.9563 |
| (50 Steps) | 32 | 32 | 32 | 32 | 67.85 | 65.93 | 86.61 | 85.25 | 86.67 | 85.46 | 45.4 | 38.8 | 0.9697 | 0.9582 |
| (50 Steps + 4 sbeam) | 32 | 32 | 32 | 32 | 77.29 | 74.52 | 90.41 | 89.45 | 90.47 | 89.23 | 60.8 | 53.6 | 0.9697 | 0.9515 |
| (50 Steps + 8 sbeam) | 32 | 32 | 32 | 32 | 80.02 | 77.72 | 91.34 | 90.72 | 91.54 | 90.44 | 65 | 56.8 | 0.9579 | 0.987 |

Table 1: MONO evaluates Text Reconstruction in multiple languages, trained and evaluated on MTG datasets with tokens length 32 in English, French, German, and Spanish, respectively. MULTI evaluates multilingual text reconstruction, trained on MTG-MULTI and evaluated on MTG datasets in the same languages. The best results across metrics for each language are in **bold**, with instances where MULTI outperforms MONO underlined.

also for Vec2Text model by 1 step correction. Across languages, the initial (base model) cosine similarities of the ME5_MULTI exceed those of its monolingual counterparts, except for English.

Moreover, we conduct qualitative analysis on text reconstruction using ME5_MULTI on parallel samples, in Table 2 and 10 (cf. Appendix G). Overall, the lower the cosine similarity of Step 1, the fewer steps the model needs to generate the exact match. These phenomena suggest that (i) high monolingual data volume is not the sole determinant of high-performing base and 1-step Vec2Text models in both monolingual and multilingual settings, (ii) multilingual training yields closer embeddings of reconstructed and target texts in the embedding space, and (iii) the optimization approach utilizing cosine similarity is not as effective for multilingual training compared to monolingual.

5.2 Cross-lingual Text Reconstruction

Cross-lingual text reconstruction assumes no prior knowledge of the target language, and thus the embedder ϕ is trained on a different source language than the target text for evaluation. To investigate the potential of this scenario, we conduct cross-

lingual evaluation on all the monolingual models, the results on in-domain MTG are reported in Table 3.

We observe that, ME5-base models trained on both NQ and MTG datasets, have a tendency to decode texts, for example \hat{x} , in the language of training data, e.g., l_s , given the target text x which is in a different language, e.g., l_t . However, \hat{x} could expose the same information just in a different language, then the current word-match metrics are not able to capture this phenomenon. Nonetheless, the privacy leakage still exists.

For example, the ME5_DE model inverts the following German sentence into English:

- **Generated German** report: trump einmal fragte damals fbi director andrew mccabe während seiner 2016-vote
- **AdTrans English** report: trump once asked fbi director andrew mccabe during his 2016-vote
- **Target English** report: trump once asked then-acting fbi director andrew mccabe about his 2016 vote

In this case, the model incorrectly generates “während” (during) rather than “about”; otherwise,

| Step | Text | BLEU | COS |
|--------|---|------------|---------------|
| Input | ford urged to recall 1.3 million suvs over exhaust fumes | | |
| Step 1 | ford urged to recall fumes from 1.3 million suvs | 39.94 | <u>0.8056</u> |
| Step 2 | ford urged to recall 1.3 million suvs from oversowing fumes | 66.06 | 0.9514 |
| Step 3 | ford urged to recall 1.3 million suvs omitted fumes | 67.17 | 0.8764 |
| Step 4 | ford urged to recall 1.3 million suvs overfuming fumes | 67.17 | 0.8484 |
| Step 5 | ford urged to recall 1.3 million suvs of exhaust fumes | 70.71 | 0.9656 |
| Step 6 | ford urged to recall 1.3 million suvs over exhaust fumes | 100 | 0.9653 |
| Input | ford wird aufgefordert 1,3 millionen suvs wegen abgasen zurückzurufen | | |
| Step 1 | ford ist auf 1,3 millionen suvs zurückgefordert gas abgerufen | 19.49 | <u>0.8704</u> |
| Step 2 | ford ist auf 1,3 millionen suvs in abgas zurückgefordert | 19.07 | 0.8911 |
| Step 3 | ford ist von 1,3 millionen suvs wegen abgas zurückgerufen | 31.56 | 0.9592 |
| Step 4 | ford ist angerufen, dass 1,3 millionen suvs wegen abgas zurückgerufen werden | 22.42 | 0.9376 |
| Step 5 | ford wird aufgefordert , 1,3 millionen suvs aufgrund von abgas zurückzurufen | 24.38 | 0.9598 |
| Step 6 | ford wird aufgefordert 1,3 millionen suvs wegen abgas zurückzurufen | 75.06 | 0.8906 |
| Step 7 | ford wird aufgefordert 1,3 millionen suvs wegen abgasen zurückzurufen | 100 | 0.9872 |

Table 2: Qualitative Analysis of Reconstructing Multilingual Parallel Texts in English and German using ME5_MULTI. **Step** are the correction steps from Step 1 (initial hypothesis) to Step 6/7 for the correct inversions. The colored boxes indicate **misplaced tokens**, **wrong tokens**, and **exact matches**. The best results for metrics are in **bold**. Initial cosine similarity is *underlined*.

the generated text is close in meaning with the target English text. The information leakage would not be properly captured with the current metrics evaluated on the German text. Appendix G Table 11 shows further qualitative examples for adding AdTrans to aid evaluation in cross-lingual settings.

Finally, for in-domain evaluation, performance improves across cross-lingual settings, as demonstrated in Table 3. Moreover, as shown in Appendix F Table 9, performance is enhanced across models across domains for each language, except for the GTR-base model. Notably, the AdTrans strategy proves particularly effective for multilingual based language models.

| | MTG-EN | MTG-FR | MTG-DE | MTG-ES |
|---------------|-----------------------|-------------------------|-----------------------|-------------------------|
| ME5_EN | | | | |
| Base | - | 3.2 (0.9132) | 3.71 (0.8945) | 3.1 (0.9068) |
| Vec2Text | - | 4.62 (0.9421) | 5.61 (0.9474) | 4.33 (0.911) |
| AdTrans | - | 12.4 (↑168.08%) | 6.72 (↑19.75%) | 12.38 (↑185.79%) |
| ME5_FR | | | | |
| Base | 3.3 (0.9176) | - | 2.97 (0.9038) | 4.52 (0.9206) |
| Vec2Text | 5.36 (0.9235) | - | 4.26 (0.9431) | 5.94 (0.9241) |
| AdTrans | 7.25 (↑37.71%) | - | 6.35 (↑49.47%) | 13.7 (↑126.79%) |
| ME5_DE | | | | |
| Base | 3.99 (0.8902) | 2.96 (0.9082) | - | 2.73 (0.9224) |
| Vec2Text | 8.13 (0.9223) | 4.54 (0.9223) | - | 4.61 (0.9163) |
| AdTrans | 9.61 (↑18.19%) | 10.37 (↑128.62%) | - | 11.01 (↑138.91%) |
| ME5_ES | | | | |
| Base | 3.31 (0.9186) | 3.96 (0.9035) | 2.67 (0.8958) | - |
| Vec2Text | 4.71 (0.9223) | 5.13 (0.8699) | 3.97 (0.9460) | - |
| AdTrans | 5.91 (↑25.51%) | 9.57 (↑86.56%) | 5.56 (↑39.89%) | - |

Table 3: Cross-lingual evaluation with BLEU score and cosine similarity (in brackets) for Base and Vec2Text models with 50 correction steps and 8 sbbeam. BLEU scores and their growth (in brackets) compared with Vec2Text models are reported with AdTrans. ↑ and ↓ denote performance gains and losses respectively. The best BLEU results are in **bold**.

6 Defending against Inversion Attacks

To explore defenses against inversion attacks for language models and compare strategies between monolingual and multilingual models, we investigate the trade-off between retrieval and reconstruction performance. Specifically, we apply noise insertion and masking defense to GTR-base and ME5-base using the correction model with 10 steps. Evaluation is conducted on both BEIR (Thakur et al., 2021) (English) and CLIRMatrix (Sun and Duh, 2020) (cross-lingual), observing the mean NDCG@10 measures retrieval across 12 tasks (full results in Appendix H).

Inserting Noise Simple noise insertion (detailed in Appendix H.1) effectively guards monolingual language models against inversion attacks (Morris et al., 2023), which is confirmed by our experiments, demonstrating that adding noise can defend against such attacks while preserving embedding utility, as depicted in Figure 3.

With a noise level of $\lambda = 10^{-3}$, retrieval performance is preserved for both GTR and ME5 across BEIR and CLIRMatrix. While there is a drop on reconstruction with GTR and ME5_NQ on BEIR by 20%, there is no change with ME5_EN on BEIR and ME5_MULTI on both BEIR and CLIRMatrix.

At the noise level 10^{-2} , reconstruction performance with GTR drastically drops to 16% of the original BLEU on BEIR and 36% on CLIRMatrix. In contrast, reconstruction with multilingual lan-

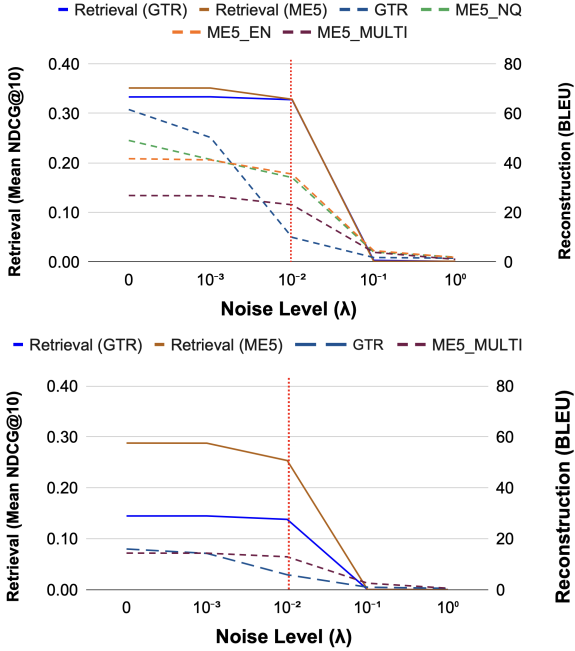


Figure 3: Retrieval and Reconstruction performance **across varying levels of noise injection** with monolingual (GTR-Based) and multilingual (ME5-Based) language models on BEIR (top) and CLIRMatrix (bottom) datasets.

guage models consistently maintains over 70% of the original BLEU, particularly with ME5 trained on MTG over 85%. Additional noise ($\lambda \geq 10^{-1}$) damages significantly both retrieval and reconstruction performances. This notable disparity between retrieval and reconstruction performance on GTR ($\lambda = 10^{-2}$) implies the efficacy of the noise insertion defense primarily on monolingual language models rather than multilingual ones.

A Frustratingly Simple Masking Defense To enhance the security of language models, we propose a simple defense method, achieved by masking the first dimension of the embeddings with the encoding of the target language l_t . We use a numerator to encode each language as an identifier, denoted as $id_t \in R$. The masked embedding model is defined as following:

$$\phi_{masking}(x) = vec([id_t, vec(\phi_i(x))_{1 \leq i \leq n}]) \quad (2)$$

given $\phi(x) = vec(\phi_i(x))_{0 \leq i \leq n}$ where x is the input text, n is the dimension of the embedding $\phi(x)$ and $n \in N$.

We implement this simple masking defense on both GTR-base and ME5-base models. As depicted in Figure 4,⁶ While retrieval performance re-

⁶The performance of text reconstruction on CLIRMatrix

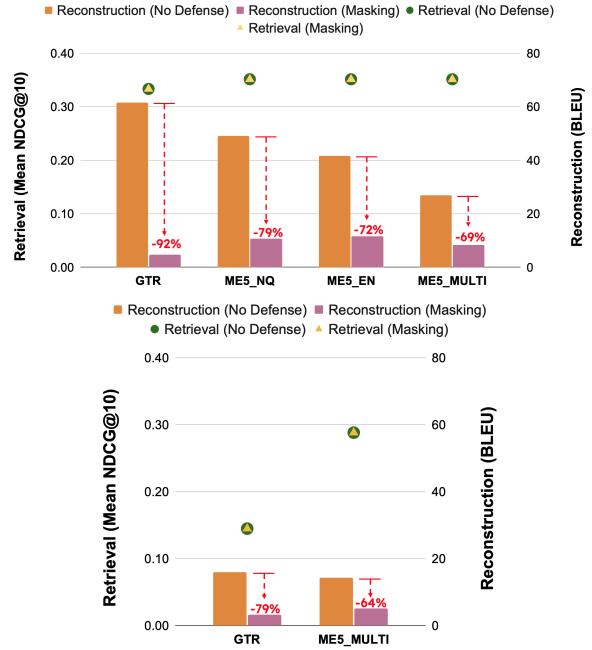


Figure 4: Retrieval and Reconstruction performance with **masked** monolingual (GTR-Based) and multilingual (ME5-Based) language models on BEIR (top) and CLIRMatrix (bottom) datasets. The **red dashed lines** indicate the performance drop in percentage.

mains unaffected across all models, reconstruction markedly declines for both monolingual and multilingual language models across the retrieval benchmarks, with a notable drop by 92% with GTR on BEIR and 79% on CLIRMatrix, and over 64% drop for all multilingual models. This is a simple and effective defense for both monolingual and multilingual language models in inversion attacks while completely preserving utility in retrieval tasks.

7 Conclusion

While previous works on embedding inversion attacks focus exclusively on English, we present the first work on multilingual and cross-lingual embedding inversion. Notably, we uncover that multilingual models can be *more* vulnerable than monolingual models, under certain conditions. Importantly, traditional defense tailored for monolingual models prove ineffective in guarding multilingual models. Thus we propose a more robust defense applicable to both monolingual and multilingual ones. In summary, our work advocates for a multilingual approach to LLM and NLP security as an entirety.

dataset with GTR is largely conflated by its superiority in reconstructing English documents (details in Appendix H).

Limitations

A core limitation of this work is the computationally intense experiments, requiring in the area of 20,000 GPU computing hours. While expanding this research direction to more languages will further increase this expense, we advocate for ensuring that languages other than English are not left behind in terms of NLP security.

Ethics Statement

This work explores attacks on multilingual embedding models. Our intent with this research is to shed light on the vulnerabilities of languages other than English, aiming to encourage the community to include such languages in NLP security work. While there is potential for misuse by malicious actors, as with many works in NLP security, we mitigate harm by including an effective countermeasure to the attack presented in the paper. Moreover, the language models examined in this paper are open-source models, and thus this work does not constitute an imminent threat to embedding-as-a-service providers, who are likely using private models. Finally, we do not experiment with truly sensitive data, ensuring that no real-world harm is caused by the work carried out in this paper.

Acknowledgements

All authors of this paper are funded by the Carlsberg Foundation, under the Semper Ardens: Accelerate programme (project nr. CF21-0454). We are furthermore grateful to the support of the AAU AI Cloud, and to DeiC for allocating us computing resources on the LUMI cluster (project nr. DeiC-AAU-S5-412301). We thank Sighvatur Sveinn Davidsson for setting us up with this access, and for his diligence in assisting with the problems in the experimental infrastructure, in addition to the LUMI user support for their very prompt answers and competence, especially Jing Gong. We further thank Esther Ploeger for her assistance in testing translationese effect for the under-performance of multilingual inversion model in English and Marcell Richard Fekete for his insightful input in proof-reading the paper.

References

Payal Bajaj, Daniel Campos, Nick Craswell, Li Deng, Jianfeng Gao, Xiaodong Liu, Rangan Majumder, Andrew McNamara, Bhaskar Mitra, Tri Nguyen, Mir

Rosenberg, Xia Song, Alina Stoica, Saurabh Tiwary, and Tong Wang. 2018. [Ms marco: A human generated machine reading comprehension dataset](#).

Steven Bird and Edward Loper. 2004. [NLTK: The natural language toolkit](#). In *Proceedings of the ACL Interactive Poster and Demonstration Sessions*, pages 214–217, Barcelona, Spain. Association for Computational Linguistics.

Nicholas Carlini, Chang Liu, Jernej Kos, Úlfar Erlingsson, and Dawn Song. 2018. [The secret sharer: Measuring unintended neural network memorization & extracting secrets](#). *CoRR*, abs/1802.08232.

Nicholas Carlini, Florian Tramèr, Eric Wallace, Matthew Jagielski, Ariel Herbert-Voss, Katherine Lee, Adam Roberts, Tom B. Brown, Dawn Song, Úlfar Erlingsson, Alina Oprea, and Colin Raffel. 2020. [Extracting training data from large language models](#). *CoRR*, abs/2012.07805.

Yiran Chen, Zhenqiao Song, Xianze Wu, Danqing Wang, Jingjing Xu, Jiaye Chen, Hao Zhou, and Lei Li. 2022. [MTG: A benchmark suite for multilingual text generation](#). In *Findings of the Association for Computational Linguistics: NAACL 2022*, pages 2508–2527, Seattle, United States. Association for Computational Linguistics.

Alexis Conneau, Kartikay Khandelwal, Naman Goyal, Vishrav Chaudhary, Guillaume Wenzek, Francisco Guzmán, Edouard Grave, Myle Ott, Luke Zettlemoyer, and Veselin Stoyanov. 2020. [Unsupervised cross-lingual representation learning at scale](#).

Jieren Deng, Yijue Wang, Ji Li, Chenghong Wang, Chao Shang, Hang Liu, Sanguthevar Rajasekaran, and Caiwen Ding. 2021. [TAG: Gradient attack on transformer-based language models](#). In *Findings of the Association for Computational Linguistics: EMNLP 2021*, pages 3600–3610, Punta Cana, Dominican Republic. Association for Computational Linguistics.

Matt Fredrikson, Somesh Jha, and Thomas Ristenpart. 2015. [Model inversion attacks that exploit confidence information and basic countermeasures](#). In *Proceedings of the 22nd ACM SIGSAC Conference on Computer and Communications Security, CCS '15*, page 1322–1333, New York, NY, USA. Association for Computing Machinery.

Matthew Fredrikson, Eric Lantz, Somesh Jha, Simon Lin, David Page, and Thomas Ristenpart. 2014. [Privacy in pharmacogenetics: An end-to-end case study of personalized warfarin dosing](#). In *Proceedings of the 23rd USENIX Conference on Security Symposium, SEC'14*, page 17–32, USA. USENIX Association.

Ishrak Hayet, Zijun Yao, and Bo Luo. 2022. [Invernet: An inversion attack framework to infer fine-tuning datasets through word embeddings](#). In *Findings of the Association for Computational Linguistics: EMNLP 2022*, pages 5009–5018, Abu Dhabi, United

- Arab Emirates. Association for Computational Linguistics.
- Johannes Höhmann, Achim Rettinger, and Kai Kugler. 2021. [Invert: Text reconstruction from contextualized embeddings used for derived text formats of literary works](#). *CoRR*, abs/2109.10104.
- Yangsibo Huang, Zhao Song, Danqi Chen, Kai Li, and Sanjeev Arora. 2020. [TextHide: Tackling data privacy in language understanding tasks](#). In *Findings of the Association for Computational Linguistics: EMNLP 2020*, pages 1368–1382, Online. Association for Computational Linguistics.
- Donggyu Kim, Garam Lee, and Sungwoo Oh. 2022. [Toward privacy-preserving text embedding similarity with homomorphic encryption](#). In *Proceedings of the Fourth Workshop on Financial Technology and Natural Language Processing (FinNLP)*, pages 25–36, Abu Dhabi, United Arab Emirates (Hybrid). Association for Computational Linguistics.
- Tom Kwiakowski, Jennimaria Palomaki, Olivia Redfield, Michael Collins, Ankur Parikh, Chris Alberti, Danielle Epstein, Illia Polosukhin, Jacob Devlin, Kenton Lee, Kristina Toutanova, Llion Jones, Matthew Kelcey, Ming-Wei Chang, Andrew M. Dai, Jakob Uszkoreit, Quoc Le, and Slav Petrov. 2019. [Natural questions: A benchmark for question answering research](#). *Transactions of the Association for Computational Linguistics*, 7:452–466.
- Haoran Li, Yangqiu Song, and Lixin Fan. 2022. [You don't know my favorite color: Preventing dialogue representations from revealing speakers' private personas](#). In *Proceedings of the 2022 Conference of the North American Chapter of the Association for Computational Linguistics: Human Language Technologies*, pages 5858–5870, Seattle, United States. Association for Computational Linguistics.
- Haoran Li, Mingshi Xu, and Yangqiu Song. 2023. [Sentence embedding leaks more information than you expect: Generative embedding inversion attack to recover the whole sentence](#). In *Findings of the Association for Computational Linguistics: ACL 2023*, pages 14022–14040, Toronto, Canada. Association for Computational Linguistics.
- Jindřich Libovický, Rudolf Rosa, and Alexander Fraser. 2020. [On the language neutrality of pre-trained multilingual representations](#). In *Findings of the Association for Computational Linguistics: EMNLP 2020*, pages 1663–1674, Online. Association for Computational Linguistics.
- Chin-Yew Lin. 2004. [ROUGE: A package for automatic evaluation of summaries](#). In *Text Summarization Branches Out*, pages 74–81, Barcelona, Spain. Association for Computational Linguistics.
- L. Lyu, Xuanli He, and Yitong Li. 2020. [Differentially private representation for nlp: Formal guarantee and an empirical study on privacy and fairness](#). *ArXiv*, abs/2010.01285.
- John Morris, Volodymyr Kuleshov, Vitaly Shmatikov, and Alexander Rush. 2023. [Text embeddings reveal \(almost\) as much as text](#). In *Proceedings of the 2023 Conference on Empirical Methods in Natural Language Processing*, pages 12448–12460, Singapore. Association for Computational Linguistics.
- Niklas Muennighoff, Nouamane Tazi, Loïc Magne, and Nils Reimers. 2023. [Mteb: Massive text embedding benchmark](#).
- Milad Nasr, Reza Shokri, and Amir Houmansadr. 2019. [Comprehensive privacy analysis of deep learning: Passive and active white-box inference attacks against centralized and federated learning](#). In *2019 IEEE Symposium on Security and Privacy (SP)*. IEEE.
- Rahil Parikh, Christophe Dupuy, and Rahul Gupta. 2022. [Canary extraction in natural language understanding models](#). In *Proceedings of the 60th Annual Meeting of the Association for Computational Linguistics (Volume 2: Short Papers)*, pages 552–560, Dublin, Ireland. Association for Computational Linguistics.
- Matt Post. 2018. [A call for clarity in reporting BLEU scores](#). In *Proceedings of the Third Conference on Machine Translation: Research Papers*, pages 186–191, Brussels, Belgium. Association for Computational Linguistics.
- Alec Radford, Jeff Wu, Rewon Child, David Luan, Dario Amodei, and Ilya Sutskever. 2019. [Language models are unsupervised multitask learners](#).
- Colin Raffel, Noam Shazeer, Adam Roberts, Katherine Lee, Sharan Narang, Michael Matena, Yanqi Zhou, Wei Li, and Peter J. Liu. 2023. [Exploring the limits of transfer learning with a unified text-to-text transformer](#).
- Reza Shokri, Marco Stronati, and Vitaly Shmatikov. 2016. [Membership inference attacks against machine learning models](#). *CoRR*, abs/1610.05820.
- Congzheng Song and Ananth Raghunathan. 2020. [Information leakage in embedding models](#). In *Proceedings of the 2020 ACM SIGSAC Conference on Computer and Communications Security, CCS '20*, page 377–390, New York, NY, USA. Association for Computing Machinery.
- Shuo Sun and Kevin Duh. 2020. [CLIRMatrix: A massively large collection of bilingual and multilingual datasets for cross-lingual information retrieval](#). In *Proceedings of the 2020 Conference on Empirical Methods in Natural Language Processing (EMNLP)*, pages 4160–4170, Online. Association for Computational Linguistics.
- Nandan Thakur, Nils Reimers, Andreas Rücklé, Abhishek Srivastava, and Iryna Gurevych. 2021. [BEIR: A heterogeneous benchmark for zero-shot evaluation of information retrieval models](#). In *Thirty-fifth Conference on Neural Information Processing Systems Datasets and Benchmarks Track (Round 2)*.

Olga Tsymboui, Danil Malaev, Andrei Petrovskii, and Ivan Oseledets. 2023. [Layerwise universal adversarial attack on NLP models](#). In *Findings of the Association for Computational Linguistics: ACL 2023*, pages 129–143, Toronto, Canada. Association for Computational Linguistics.

Eric Wallace, Shi Feng, Nikhil Kandpal, Matt Gardner, and Sameer Singh. 2019. [Universal adversarial triggers for attacking and analyzing NLP](#). In *Proceedings of the 2019 Conference on Empirical Methods in Natural Language Processing and the 9th International Joint Conference on Natural Language Processing (EMNLP-IJCNLP)*, pages 2153–2162, Hong Kong, China. Association for Computational Linguistics.

Liang Wang, Nan Yang, Xiaolong Huang, Binxing Jiao, Linjun Yang, Daxin Jiang, Rangan Majumder, and Furu Wei. 2022. [Text embeddings by weakly-supervised contrastive pre-training](#).

Shangyu Xie and Yuan Hong. 2021. [Reconstruction attack on instance encoding for language understanding](#). In *Proceedings of the 2021 Conference on Empirical Methods in Natural Language Processing*, pages 2038–2044, Online and Punta Cana, Dominican Republic. Association for Computational Linguistics.

Mike Zhang and Antonio Toral. 2019. [The effect of translationese in machine translation test sets](#). In *Proceedings of the Fourth Conference on Machine Translation (Volume 1: Research Papers)*, pages 73–81, Florence, Italy. Association for Computational Linguistics.

Zhuo Zhang, Yuanhang Yang, Yong Dai, Qifan Wang, Yue Yu, Lizhen Qu, and Zenglin Xu. 2023. [FedPETuning: When federated learning meets the parameter-efficient tuning methods of pre-trained language models](#). In *Findings of the Association for Computational Linguistics: ACL 2023*, pages 9963–9977, Toronto, Canada. Association for Computational Linguistics.

Xin Zhou, Yi Lu, Ruotian Ma, Tao Gui, Yuran Wang, Yong Ding, Yibo Zhang, Qi Zhang, and Xuanjing Huang. 2023. [TextObfuscator: Making pre-trained language model a privacy protector via obfuscating word representations](#). In *Findings of the Association for Computational Linguistics: ACL 2023*, pages 5459–5473, Toronto, Canada. Association for Computational Linguistics.

Ligeng Zhu, Zhijian Liu, and Song Han. 2019. [Deep leakage from gradients](#). In *Advances in Neural Information Processing Systems*, volume 32. Curran Associates, Inc.

A Training Data Distribution

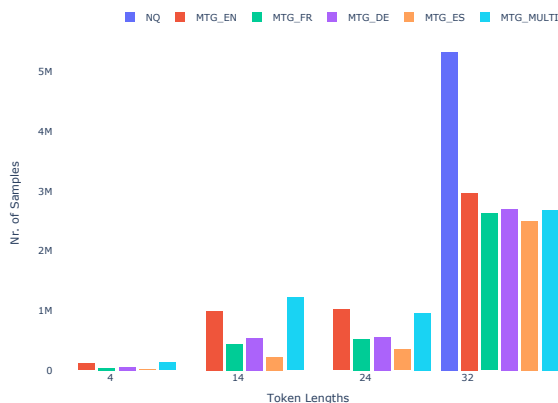


Figure 5: The Distribution of the training data for models with the maximal token length of 32.

In the MTG datasets, English texts are sourced from various origins, while German, Spanish, and French texts are translated from English using machine translation and manually validated (Chen et al., 2022). These languages exhibit diverse morphologies, leading to variations in sentence lengths and the number of sentences post-tokenization across languages. Additionally, the NQ dataset is included to reproduce findings from prior research (Morris et al., 2023) and to assess the cross-domain and cross-lingual performance of the text reconstruction task. The NQ dataset predominantly comprises English data, with Wikipedia passages included without tokenization, resulting in all training data from NQ having 32 tokens.

B Monolingual English Text Reconstruction

To have a proof of concept, we successfully reproduce and replicate the experiment from Morris et al. (2023), by training inversion models using GTR-base and ME5-base as embedders on the NQ dataset, noted as GTR and ME5_NQ.

The results for reconstructing English texts are shown in Table 4, evaluated with correction steps (1, 20, 50, 100) combined with beam search (4 and 8 sbeam). The base and 1-Step Vec2Text model trained on ME5-base have a performance on par with GTR-base. Moreover, the text embeddings trained on ME5-base are closer in embedding space than embeddings trained on GTR-base, i.e., with higher cosine similarities.

While, with more steps of correction and sbeam, the performance is boosted to 92.45 on BLEU with

| | #Tokens | | #Pred Tok. | | BLEU | | ROUGE | | TF1 | | Exact | | COS | |
|-----------------------|---------|-----|------------|-----|--------------|--------------|--------------|--------------|--------------|--------------|-----------|-----------|---------------|---------------|
| | GTR | ME5 | GTR | ME5 | GTR | ME5 | GTR | ME5 | GTR | ME5 | GTR | ME5 | GTR | ME5 |
| Base (0 Steps) | 32 | 32 | 32 | 32 | 27.18 | 28.77 | 62.86 | 63.68 | 63.74 | <u>65.9</u> | 0.4 | 0.4 | 0.8793 | <u>0.9738</u> |
| Vec2Text (1 Step) | 32 | 31 | 32 | 32 | 48.62 | 47.92 | 78.39 | 77.03 | 78.44 | 78.35 | 8 | 4.8 | 0.921 | <u>0.9588</u> |
| (20 Steps) | 32 | 32 | 32 | 32 | 83.30 | 74.47 | 95.12 | 89.57 | 95.11 | 90.3 | 58 | 21.8 | 0.9862 | 0.992 |
| (50 Steps) | 32 | 32 | 32 | 32 | 84.31 | 75.03 | 95.49 | 89.76 | 95.6 | 90.56 | 58.4 | 21.8 | 0.9862 | 0.992 |
| (50 Steps + 4 sbeam) | 32 | 32 | 32 | 32 | 90.18 | 78.87 | 97.26 | 91.11 | 97.15 | 91.55 | 74.4 | 32.6 | 0.9853 | 0.9902 |
| (50 Steps + 8 sbeam) | 32 | 32 | 32 | 32 | 92.44 | 80.86 | 97.76 | 91.89 | 97.78 | 92.42 | 82 | 35 | 0.9921 | 0.9926 |
| (100 Steps) | 32 | 32 | 32 | 32 | 92.45 | 80.82 | 97.75 | 91.83 | 97.79 | 92.37 | 82 | 35 | 0.9921 | <u>0.9926</u> |
| (100 Steps + 4 sbeam) | 32 | 32 | 32 | 32 | 90.17 | 78.82 | 97.25 | 91.11 | 97.15 | 91.53 | 74.4 | 32.8 | 0.9824 | <u>0.9902</u> |
| (100 Steps + 8 sbeam) | 32 | 32 | 32 | 32 | 92.45 | 80.82 | 97.75 | 91.83 | 97.79 | 92.37 | 82 | 35 | 0.9921 | <u>0.9926</u> |

Table 4: Evaluation of English Text Reconstruction. The best performances for each model reached in the earliest stages are in **bold**. The underlined results are where ME5-base model outperforms GTR-base model.

82% exact match for GTR, while the best performance for ME5_NQ is 80.86 on BLEU with 35% exact match. The performance difference could be due to the fact that the underlying GTR-base is t_5 -based model, the same structure as the generation model ψ .

However, utilizing ME5-base sets up a more realistic attack scenario of black-box embedding inversion, as the structure of the embedder ϕ is unknown. Both models are furthermore evaluated with cross-domain English text reconstruction. Similarly, GTR outperforms ME5 after 50 correction steps with sbeam 8, see Table 8 in Appendix F.

C Runtime vs. BLEU scores

The evaluation of Vec2Text models is expensive in terms of time and computation. In order to search for the optimal runtime and performance trade-off, Figure 6 shows BLEU scores at each step and the lines represent the trend for runtime for the monolingual models. The best trade-off points are at the correction step of 50 with 8 sbeam for all the models, while 100 steps takes more than double the time achieving similar performance. The full results are in Table 1 and 5. Until correction step 50 with 8 sbeam, performance increases steadily, and the trend is generally aligned with cosine similarity. As a result, we evaluate the subsequent models until correction step 50 with 8 sbeam.

D The Effect of Translationese on Test Data

The effect of translationese in machine translation has been extensively studied, and there is a clear evidence that the use of translationese in test sets results in inflated human evaluation scores for MT systems (Zhang and Toral, 2019). To investigate whether our multilingual inversion model’s sub-par



Figure 6: BLEU scores vs. Runtime by Evaluation for Inversion Models in English, French, German and Spanish.

| | #Tokens | #Pred Tok. | BLEU | ROUGE | TF1 | Exact | COS |
|-----------------------|---------|------------|-------|-------|-------|-------|--------|
| MTG-EN | | | | | | | |
| (100 Steps) | 32 | 31.98 | 48.53 | 83.51 | 79.12 | 12 | 0.9277 |
| (100 Steps + 4 sbeam) | 32 | 31.99 | 45.9 | 82.71 | 78.24 | 10.8 | 0.9372 |
| (100 Steps + 8 sbeam) | 32 | 31.98 | 48.53 | 83.51 | 79.12 | 12 | 0.9277 |
| MTG-FR | | | | | | | |
| (100 Steps) | 32 | 32 | 74.44 | 89.1 | 88.77 | 54.4 | 0.9757 |
| (100 Steps + 4 sbeam) | 32 | 32 | 71.93 | 88.26 | 87.89 | 50.4 | 0.9643 |
| (100 Steps + 8 sbeam) | 32 | 32 | 74.44 | 89.1 | 88.77 | 54.4 | 0.9757 |
| MTG-DE | | | | | | | |
| (100 Steps) | 32 | 32 | 69.55 | 87.8 | 86.47 | 47.4 | 0.9791 |
| (100 Steps + 4 sbeam) | 32 | 31.98 | 65.61 | 85.73 | 84.46 | 42.2 | 0.9778 |
| (100 Steps + 8 sbeam) | 32 | 32 | 69.55 | 87.8 | 86.47 | 47.4 | 0.9791 |
| MTG-ES | | | | | | | |
| (100 Steps) | 32 | 32 | 79.96 | 91.21 | 91.43 | 65 | 0.9579 |
| (100 Steps + 4 sbeam) | 32 | 32 | 77.48 | 90.52 | 90.56 | 60.8 | 0.9697 |
| (100 Steps + 8 sbeam) | 32 | 32 | 79.96 | 91.21 | 91.43 | 65 | 0.9579 |

Table 5: The evaluation of Text Reconstruction in multiple languages, with the models trained and evaluated on MTG datasets with tokens length 32 in English, French, German and Spanish, respectively. The steps are from 100 steps to 100 steps + 8 sbeam.

performance in English is due to the characteristics of translationese in other languages, we implement

round trip translation on MTG-EN test data using Spanish as the pivot language with EasyNMT, the translation path is thus English \rightarrow Spanish \rightarrow English. Then the evaluation of the multilingual inversion model is done on the round-trip translated English test set, the result is shown as in Table 6. Compared to evaluation on MTG-EN test set, as shown in Table 1, the performance of translated English test set is about 30 on BLEU worse at each stage of corrections. The hypothesis of the translationese effect on the difference of the performances can therefore be rejected.

| | #Tokens | #Pred Tok. | BLEU | ROUGE | TF1 | EXACT | COS |
|----------------------|---------|------------|-------|-------|-------|-------|--------|
| Vec2Text (1 Step) | 29.59 | 30.98 | 10.03 | 47.54 | 41.28 | 0 | 0.9046 |
| (20 Steps) | 29.59 | 30.95 | 14.48 | 55.14 | 47.8 | 0.2 | 0.913 |
| (50 Steps) | 29.59 | 30.98 | 15.11 | 56.01 | 48.56 | 0.2 | 0.9261 |
| (50 Steps + 4 sbeam) | 29.59 | 30.88 | 17.56 | 61.81 | 52.64 | 0.2 | 0.9461 |
| (50 Steps + 8sbeam) | 29.59 | 30.96 | 17.42 | 61.28 | 52.44 | 0.4 | 0.9185 |

Table 6: Evaluation of multilingual inversion model on round-trip translated MTG-EN test dataset.

E Text Construction on Tokens Length 64

| | #Tokens | #Pred Tokens | BLEU | ROUGE | TF1 | Exact | COS |
|----------------------|---------|--------------|--------------|--------------|--------------|-------------|--------------|
| English | | | | | | | |
| Vec2Text (1 Step) | 37.78 | 43.73 | 18.13 | 59.33 | 57.28 | 0.8 | 87.94 |
| (20 Steps) | 37.78 | 41.32 | 38.48 | 78.38 | 74.23 | 10 | 88.75 |
| (50 Steps) | 37.78 | 40.97 | 39.27 | 79.74 | 75.4 | 10.2 | 92.70 |
| (50 Steps + 4 sbeam) | 37.78 | 40.67 | 45.23 | 81.68 | 77.31 | 14.6 | 89.18 |
| (50 Steps + 8 sbeam) | 37.78 | 40.19 | 47.29 | 83.34 | 78.62 | 16.6 | 91.09 |
| French | | | | | | | |
| Vec2Text (1 Step) | 51.61 | 57.23 | 26.45 | 63.58 | 64.03 | 0.8 | 95.07 |
| (20 Steps) | 51.61 | 53.25 | 58.25 | 83.1 | 83.01 | 26.6 | 96.54 |
| (50 Steps) | 51.61 | 52.6 | 59.58 | 83.99 | 83.69 | 26.8 | 96.26 |
| (50 Steps + 4 sbeam) | 51.61 | 52.62 | 64.61 | 86.11 | 86.03 | 37.8 | 97.26 |
| (50 Steps + 8 sbeam) | 51.61 | 52.54 | 66.8 | 86.74 | 86.44 | 41.8 | 93.83 |
| German | | | | | | | |
| Vec2Text (1 Step) | 49.75 | 56.09 | 19.65 | 54.58 | 55.19 | 0.2 | 97.43 |
| (20 Steps) | 49.75 | 52.62 | 46.11 | 76.1 | 75.3 | 15.6 | 93.98 |
| (50 Steps) | 49.75 | 52.76 | 46.61 | 76.69 | 75.86 | 15.8 | 95.72 |
| (50 Steps + 4 sbeam) | 49.75 | 51.91 | 52.78 | 79.6 | 78.93 | 25.6 | 92.98 |
| (50 Steps + 8 sbeam) | 49.75 | 51.82 | 55.73 | 80.87 | 80.21 | 30.8 | 94.97 |
| Spanish | | | | | | | |
| Vec2Text (1 Step) | 62.66 | 62 | 26.03 | 64.16 | 65.78 | 0.4 | 97.57 |
| (20 Steps) | 62.66 | 62.23 | 56.07 | 83.53 | 83.7 | 17.4 | 98.28 |
| (50 Steps) | 62.66 | 62.09 | 56.73 | 84.37 | 84.46 | 17.4 | 97.01 |
| (50 Steps + 4 sbeam) | 62.66 | 61.95 | 64.27 | 86.78 | 87.01 | 29.2 | 95.39 |
| (50 Steps + 8 sbeam) | 62.66 | 61.76 | 65.57 | 87.73 | 87.85 | 32.8 | 97.36 |

Table 7: The evaluation of Text Reconstruction in multiple languages, with the models trained and evaluated on MTG datasets with maximal token length 64 in English, French, German and Spanish, respectively. The best results across metrics are in **bold**.

We train ME5-base inversion models on MTG datasets with token lengths of 64 in English, French, German, and Spanish, in comparison to 32-token length models. Results in Table 7 indicate a performance degradation; for instance, the BLEU score for the Spanish inversion model drops by approximately 15 while doubling the number of tokens. This highlights the challenges in this line of research.

F Cross-Domain Text Reconstruction

| | NQ \rightarrow MTG-EN | MTG-EN \rightarrow NQ | MTG-MULTI \rightarrow NQ |
|------------|-------------------------|-------------------------|----------------------------|
| GTR | | | |
| Base | 5.81 (0.7334) | - | - |
| Vec2Text | 39.08 (0.9767) | | |
| ME5 | | | |
| Base | 5.89 (0.9272) | 12.35 (0.9154) | 11.63 (0.8894) |
| Vec2Text | 26.96 (0.9440) | 42.90 (0.9789) | 31.84 (0.9310) |

Table 8: Cross-Domain English Text Reconstruction Evaluation, BLEU scores and COS are reported. Horizontal comparison on ME5-base models, and vertically on two embedders trained on the same NQ dataset. The Vec2Text models are evaluated by 50 steps of correction with sequence beam search width 8. \rightarrow indicates the cross-domain evaluation direction. For example, NQ \rightarrow MTG-EN indicates that the model is trained on NQ and evaluated on MTG-EN.

Cross-Domain English Text Reconstruction To evaluate the performance of embedding inversion attacks on out-of-domain dataset in English, the models trained on NQ and MTG-EN are cross-evaluated on both datasets, respectively, as shown in Table 8. The results on MTG-EN are similar on BLEU for both base models trained on GTR-Base and ME5-Base, while GTR model outperforms ME5 by more than 24 on BLEU, and the cosine similarity of reconstructed and true text embeddings are boosted by over 0.24. In comparison, the cosine similarity for ME5 models are not much varied and constantly high (≥ 0.89) across stages of evaluations and across domains. Additionally, ME_EN outperforms ME_MULTI tested on NQ.

Cross-domain Cross-lingual Text Reconstruction Cross-lingual, cross-domain text reconstruction is one of the most challenging scenarios, yet it also represents the most realistic context, with both domain and target language unknown. As shown in Table 9a, while the AdTrans strategy does not enhance the performance of the GTR-Base inversion model, there is a consistent improvement in performance across datasets when using ME5-Base inversion models. Particularly noteworthy is the significant performance boost observed, especially evident when evaluating NQ-trained ME5-base model ME_NQ on MTG-DE, resulting in a remarkable 128.11% performance gain.

It is interesting that multilingual language models reconstruct texts in the language of training data, while monolingual language model (GTR) reconstruct texts mostly in the target language. This highlights the differences of monolingual and mul-

tilingual language models, and warrants further research for future work.

| | MTG-FR | MTG-DE | MTG-ES |
|-----------------|-------------------------|-----------------------|-------------------------|
| GTR-Base | | | |
| Base | 4.39 (0.7581) | 3.22 (0.7052) | 4.74 (0.7134) |
| Vec2Text | 10.91 (0.8833) | 6.46 (0.8138) | 10.84 (0.9020) |
| AdTrans | 10.48 (↓-3.92%) | 6.15 (↓-4.84%) | 9.95 (↓-1.67%) |
| ME5-Base | | | |
| Base | 3.13 (0.9513) | 2.73 (0.9298) | 3.64 (0.9293) |
| Vec2Text | 6.46 (0.9487) | 5.37 (0.9107) | 5.91 (0.8963) |
| AdTrans | 13.40 (↑107.32%) | 8.54 (↑59.21%) | 11.87 (↑100.79%) |

(a) Cross-lingual cross-domain evaluation with monolingual models trained on NQ.

| →NQ | ME5_FR | ME5_DE | ME5_ES |
|----------|------------------------|------------------------|-----------------------|
| Base | 2.60 (0.96) | 2.80 (0.8790) | 2.32 (0.9266) |
| Vec2Text | 4.00 (0.9441) | 5.13 (0.9374) | 3.41 (0.9380) |
| AdTrans | 8.11 (↑102.50%) | 10.18 (↑98.49%) | 6.07 (↑78.04%) |

(b) Cross-lingual cross-domain evaluation on NQ with monolingual models trained on MTG datasets.

Table 9: Cross-lingual evaluation using BLEU score and Cosine Similarity (in the brackets) for Base and Vec2Text models by correction steps of 50 with 8 sbeam. The BLEU scores and their growth (in the brackets) compared with BLEU scores on Vec2Text models are reported for AdTrans strategy for each model. ↑ indicates performance gain while the ↓ indicates performance loss. The result with the highest BLEU score with each evaluated model on each dataset is in bold.

G Qualitative Analysis

G.1 Multilingual Text Reconstruction

We conduct qualitative analysis on multilingual text reconstruction using parallel samples. Table 10 shows the French and Spanish samples, in comparison to Table 2, samples in English and German. The samples are evaluated on ME5_MULTI. By Step 2, French sentence is already reconstructed with one word mismatch, however, the whole sentence is only fully reconstructed by correction step 50 + 4 sbeam. The cosine similarity is high from step 1, i.e., 0.9892, compared to the sample in English, i.e., 0.8056 and in German, i.e., 0.8704. While English and German samples are fully reconstructed by step 6 and 7. As argued, the approximation approach with cosine similarity seems to be more effective for models rendering lower cosine similarity from initial steps. However, from observations, ME5 models reconstructs closer embeddings across languages from the start.

G.2 Cross-lingual Text Reconstruction

We further conduct qualitative analysis on cross-lingual text reconstruction, aided by AdTrans. As

shown in Table 11, the four way multilingual samples are used, all represent the same meaning. Each sample is evaluated by ME5-base inversion models trained on other three languages separately.

Consistent with previous quantitative analysis, the cross-lingual reconstruction is difficult, and the BLEU scores are consistently low. With AdTrans, the BLEU scores are overly boosted, with an exception of evaluating Spanish sample with ME5_EN. In this example, the highest performance gain is adding AdTrans for evaluating English sample with ME5_DE.

The intention of adding AdTrans is to improve the utility of current string-matching metrics in cross-lingual attack setting, while also expose the inadequacy of such metrics in terms of LLMSec. With this example, there is essential information leakage in each evaluation that can not be captured even after applying AdTrans.

H Full Defense Results

H.1 Noise Insertion Defense

Following (Morris et al., 2023), the noisy embedding model is defined as following:

$$\phi_{noisy}(x) = \phi(x) + \lambda \cdot \epsilon, \epsilon \in N(0, 1) \quad (3)$$

where λ is a hyperparameter controlling the amount of noise injected.

H.2 Language Neutrality of Inversion Models

Drawing inspiration from Libovický et al. (2020), we delve into the impact of *language-agnostic* embeddings on retrieval and reconstruction performance. This is achieved by isolating the *language-specific* component, represented by the mean of the embeddings, which serves to identify the language of the representations. Conversely, we extract the *language-agnostic* component by subtracting the mean embeddings, thereby capturing the essence of the text in a language-independent manner.

We present the performance of language-agnostic component on GTR-base and ME5-base models across BEIR and CLIRMatrix benchmarks in Table 12, 13, 14, and 15, 16, 17.

Consistently, our findings demonstrate that language-agnostic embeddings either outperform or perform equally well compared to the original embeddings in retrieval tasks. However, while there is only a slight degradation in performance for

| Step | Text | BLEU | COS |
|-------------------|---|------------|---------------|
| Input | ford doit rappeler 1,3 million de suv en raison des gaz d'échappement | | |
| Step 1 | ford doit rappeler 1,3 million de suv en raison du gaz d'absorption | 68.12 | 0.9892 |
| Step 2 | ford doit rappeler 1,3 million de suv en raison du gaz d'échappement | 76.12 | 0.9712 |
| Step 3 | ford doit rappeler 1,3 million de suv en raison du gaz d'échappement | 76.12 | 0.9992 |
| Step 4 | ford doit rappeler 1,3 million de suv en raison du gaz d'échappement | 76.12 | 0.9712 |
| Step 5 | ford doit rappeler 1,3 million de suv en raison du gaz d'échappement | 76.12 | 0.9992 |
| Step 6 | ford doit rappeler 1,3 million de suv en raison du gaz d'échappement | 76.12 | 0.9712 |
| Step 7 | ford doit rappeler 1,3 million de suv en raison du gaz d'échappement | 76.12 | 0.9712 |
| Step 50 | ford doit rappeler 1,3 million de suv en raison du gaz d'échappement | 76.12 | 0.9992 |
| Step 50 + 4 sbeam | ford doit rappeler 1,3 million de suv en raison des gaz d'échappement | 100 | 0.9915 |
| Input | ford instó a retirar 1.3 millones suvs por el escape de humos | | |
| Step 1 | ford imploró el 1,3 millones de suvs en la salida de humos | 8.91 | 0.9491 |
| Step 2 | ford advirtió el 1,3 millones de humos selevados de suvs al elimin | 8.91 | 0.8213 |
| Step 3 | ford se advirtió por eliminar 1,3 millones de humos a suvs a sale | 8.45 | 0.9634 |
| Step 4 | ford se advirtió por el rescate de 1,3 millones de suvs por hum | 9.67 | 0.9552 |
| Step 5 | ford se advirtió que 1,3 millones de suvs se escaparon por humo | 5.06 | 0.9696 |
| Step 6 | ford se instó a la sépara de 1,3 millones de suvs por humos | 10.39 | 0.9045 |
| Step 7 | ford instó a los 1,3 millones de suvs a salir del humo revapor | 13.67 | 0.9481 |
| Step 50 | ford instó a la salida de 1,3 millones de suvs por el humo | 22.63 | 0.9794 |
| Step 50 + 4 sbeam | ford instó a la salida de 1,3 millones de suvs con humos para elimin | 14.95 | 0.831 |
| Step 50 + 8 sbeam | ford instó a retirar 1.3 millones suvs por el escape de humos | 100 | 1.0000 |

Table 10: Qualitative Analysis of Reconstructing Multilingual Parallel Texts in French and Spanish using ME5_MULTI. **Step** are the correction steps from Step 1 (initial hypothesis) to Step 6/7 for the correct inversions. The colored boxes indicate **misplaced tokens**, **wrong tokens**, and **exact matches**. The best results for metrics are in **bold**.

text reconstruction on the CLIRMatrix benchmark and with ME5-base models on the BEIR benchmark, the reconstruction performance experiences a notable 20% decline with the GTR-base model on the BEIR benchmark. This indicates that the distinction of language-specific and language-agnostic component is more salient for multilingual models.

H.3 Results on BEIR Benchmark

We reproduce the retrieval and reconstruction on GTR-base models across 12 BEIR tasks from (Morris et al., 2023), excluding the four private datasets. Moreover, we implement retrieval on ME5-base models. The full defense results for retrieval performance and reconstruction tasks are shown in Table 12, 13 and 14.

H.4 Results on CLIRMatrix Benchmark

To evaluate the cross-lingual scenario in retrieval and reconstruction on monolingual and multilingual models, we implement cross-lingual retrieval and text reconstruction across 12 cross-lingual datasets constructed from MULTI-8 of CLIRMatrix (Sun and Duh, 2020).

Let q be a query in language L_{query} and d be a document in language L_{doc} . In our scenario, the cross-lingual retrieval task involves retrieving

the document in language L_{doc} when presented with a query in language L_{query} within the nearest neighbor retrieval framework. For our evaluation, the cross-lingual datasets are constructed with the triple $(q^{L_{query}}, d^{L_{doc}})$, where $L_{query} \in \{en, fr, de, es\}$ and $L_{doc} \in \{en, fr, de, es\}$, and $L_{query} \neq L_{doc}$. We implement retrieval and reconstruction both on GTR-base and ME5-base models.

The full defense results for retrieval performance and reconstruction tasks are shown in Table 15, 16 and 17.

| Model | Text | BLEU | COS | AdTrans | BLEU |
|--------|---|------|--------|--|--------|
| Input | ford urged to recall 1.3 million suvs over exhaust fumes. | | | | |
| ME5_ES | ford insiste on-reclame a 1,3 millones de suvs. | 5.02 | 0.8922 | ford insists on-reclaiming me to | 16.59↑ |
| ME5_FR | ford exhorte recall of blow 'parmi les 1,3 million de suvs. | 5.06 | 0.9717 | ford urges recall of blow 'among the | 16.59↑ |
| ME5_DE | ford appelliert an recall of 1,3 millionen suvs über fume. | 5.3 | 0.8866 | ford appeals to recall of | 29.98↑ |
| Input | ford doit rappeler 1,3 million de suv en raison des gaz d'échappement. | | | | |
| ME5_EN | ford notices that 1.3 million suvs get recalled for gas-shock. | 4.11 | 0.9276 | ford remarque que 1,3 million de suvs sont rappelés pour le choc au gaz. | 11.72↑ |
| ME5_ES | ford se debe a recordar 1,3 millones de suv por el evacuación de gas. | 6.61 | 0.903 | ford est dû à la mémoire de 1,3 million de suv pour l'évacuation du gaz. | 17.66↑ |
| ME5_DE | ford cite 1,3 millionen gas suv, weshalb sie die abmeldung verpassen sollten. | 4.02 | 0.903 | ford cite 1,3 millions de gaz suv, c'est pourquoi vous devriez rater l'annulation. | 4.15↑ |
| Input | ford wird aufgefordert 1,3 millionen suvs wegen abgasen zurückzurufen. | | | | |
| ME5_EN | ford has demanded that ford call back 1.3 million aggressive suvs. | 4.46 | 0.9049 | ford hat gefordert, dass ford 1,3 millionen aggressive suvs zurückruft. | 8.64↑ |
| ME5_ES | ford ha exigido un apagón de 1.3 millones de suvs por regreso. | 4.07 | 0.891 | ford hat einen stromausfall von 1,3 millionen suvs auf dem rückweg gefordert. | 13.15↑ |
| ME5_FR | ford réclame une recharge de 1,3 million de suvs en raison des agressions. | 4.02 | 0.889 | ford fordert eine aufladung von 1,3 millionen suvs wegen der übergriffe. | 23.80↑ |
| Input | ford instó a retirar 1.3 millones suvs por el escape de humos. | | | | |
| ME5_EN | ford vows to save 1.3 million suvs of smoke ford was expelled. | 4.37 | 0.8476 | vado votos para salvar 1,3 millones de suvs de humo vado fue expulsado. | 4.05↓ |
| ME5_FR | ford a revendiqué 1 milliard de smaux de fumée pour le sortir de ses suvs. | 3.66 | 0.9183 | ford reivindicó mil millones de smaux de humo para sacarlo de sus súbditos. | 4.05↑ |
| ME5_DE | ford appellierte die befreiung mit dem rauch es gibt 1,3 milliarden suvs. | 4.07 | 0.8642 | ford apeló a la liberación con el humo hay 1,3 mil millones de suvs. | 4.31↑ |

Table 11: Qualitative Analysis of Cross-lingual Text Reconstruction using monolingual ME5-base models. **Text** shows the input and the reconstructed texts by Step 50 + 8 sbbeam in the regarding languages, and subsequent the metrics for evaluation (**BLEU** and **COS**). **AdTrans** shows the translation of reconstructed text into the target language. The second **BLEU** evaluates the translated text to the original with ↑ indicating performance gains. The colored boxes indicate **matched tokens** and **information leakages**.

| | arguana | climate-fever | dbpedia-entity | fiqa | msmarco | nfcopus | nq | quora | scidocs | scifact | trec-covid | webis-touche20 |
|---------------|---------|---------------|----------------|---------|---------|---------|---------|---------|---------|---------|------------|----------------|
| GTR | | | | | | | | | | | | |
| λ | | | | | | | | | | | | |
| 0 | 0.3278 | 0.1355 | 0.3058 | 0.2080 | 0.6466 | 0.2392 | 0.3060 | 0.8794 | 0.0951 | 0.2472 | 0.3757 | 0.2335 |
| 0.001 | 0.3276 | 0.1358 | 0.3079 | 0.2089 | 0.6480 | 0.2392 | 0.3056 | 0.8791 | 0.0948 | 0.2481 | 0.3775 | 0.2309 |
| 0.01 | 0.3203 | 0.1307 | 0.2993 | 0.2044 | 0.6328 | 0.2352 | 0.2993 | 0.8747 | 0.0930 | 0.2417 | 0.3702 | 0.2314 |
| 0.1 | 0.0059 | 0.0000 | 0.0003 | 0.0008 | 0.0026 | 0.0147 | 0.0001 | 0.0041 | 0.0011 | 0.0011 | 0.0049 | 0.0000 |
| 1 | 0.0008 | 0.0000 | 0.0000 | 0.0000 | 0.0000 | 0.0081 | 0.0000 | 0.0000 | 0.0003 | 0.0000 | 0.0000 | 0.0000 |
| Masking | 0.32724 | 0.13585 | 0.3057 | 0.20788 | 0.6463 | 0.23954 | 0.30574 | 0.87937 | 0.09549 | 0.2457 | 0.37763 | 0.23341 |
| Lang-agnostic | 0.3275 | 0.13502 | 0.30589 | 0.20787 | 0.64664 | 0.23913 | 0.30564 | 0.87929 | 0.09542 | 0.24838 | 0.37687 | 0.23212 |
| ME5 | | | | | | | | | | | | |
| λ | | | | | | | | | | | | |
| 0 | 0.3002 | 0.1441 | 0.3389 | 0.2155 | 0.6446 | 0.2509 | 0.3344 | 0.8788 | 0.1180 | 0.2876 | 0.4836 | 0.2208 |
| 0.001 | 0.3014 | 0.1433 | 0.3368 | 0.2155 | 0.6449 | 0.2506 | 0.3351 | 0.8783 | 0.1174 | 0.2871 | 0.4818 | 0.2241 |
| 0.01 | 0.2725 | 0.1267 | 0.3094 | 0.1936 | 0.6257 | 0.2368 | 0.3089 | 0.8634 | 0.1055 | 0.2509 | 0.4363 | 0.2141 |
| 0.1 | 0.0006 | 0.0000 | 0.0001 | 0.0004 | 0.0000 | 0.0098 | 0.0000 | 0.0002 | 0.0006 | 0.0010 | 0.0000 | 0.0000 |
| 1 | 0.0005 | 0.0000 | 0.0000 | 0.0000 | 0.0000 | 0.0108 | 0.0000 | 0.0000 | 0.0003 | 0.0010 | 0.0000 | 0.0000 |
| Masking | 0.30038 | 0.14403 | 0.33753 | 0.21603 | 0.64487 | 0.2512 | 0.33473 | 0.87858 | 0.11747 | 0.28666 | 0.4837 | 0.22062 |
| Lang-agnostic | 0.30021 | 0.14411 | 0.33891 | 0.2155 | 0.64459 | 0.25092 | 0.33442 | 0.87877 | 0.11793 | 0.28755 | 0.48357 | 0.22076 |

Table 12: BEIR performance (NDCG@10) for GTR-base and ME5-base at varying level of random noise (32 tokens).

| | arguana | climate-fever | dbpedia-entity | fiqa | msmarco | nfcopus | nq | quora | scidocs | scifact | trec-covid | webis-touche2020 |
|------------------|---------|---------------|----------------|-------|---------|---------|-------|-------|---------|---------|------------|------------------|
| GTR | | | | | | | | | | | | |
| λ | | | | | | | | | | | | |
| 0 | 60.43 | 82.65 | 68.26 | 41.12 | 61.72 | 67.52 | 80.98 | 43.87 | 63.6 | 65.64 | 65.4 | 37.76 |
| 0.001 | 47.23 | 72.73 | 53.93 | 33.27 | 49.08 | 53.22 | 65.18 | 42.5 | 48.92 | 53.36 | 53.31 | 30.88 |
| 0.01 | 7.59 | 16.26 | 11.6 | 7.13 | 9.85 | 8.26 | 10.52 | 15.3 | 6.86 | 8.1 | 8.91 | 8.51 |
| 0.1 | 1.71 | 1.92 | 1.83 | 1.65 | 1.76 | 1.74 | 1.77 | 1.64 | 1.71 | 1.78 | 1.72 | 1.72 |
| 1 | 1.48 | 1.58 | 1.51 | 1.41 | 1.63 | 1.51 | 1.53 | 0.98 | 1.49 | 1.59 | 1.5 | 1.4 |
| Masking | 3.69 | 7.71 | 4.52 | 3.68 | 4.37 | 3.89 | 4.42 | 9.36 | 3.06 | 3.38 | 3.63 | 4.44 |
| Lang-agnostic | 49.15 | 70.96 | 58.22 | 32.37 | 47.69 | 53.04 | 67.29 | 40.39 | 52.53 | 52.1 | 54.56 | 31.9 |
| ME5_NQ | | | | | | | | | | | | |
| λ | | | | | | | | | | | | |
| 0 | 46.75 | 63.29 | 63.21 | 30.57 | 51.24 | 54.35 | 71.49 | 24.85 | 51.18 | 52.76 | 50.8 | 28.44 |
| 0.001 | 44.62 | 35.28 | 39.01 | 30.94 | 42.67 | 54.09 | 45.31 | 17.56 | 52.15 | 53.04 | 51.03 | 30.96 |
| 0.01 | 35.8 | 30.33 | 34 | 25.63 | 33.3 | 45.52 | 38.34 | 15.95 | 40.86 | 43.61 | 40.88 | 24.69 |
| 0.1 | 3.8 | 5.11 | 4.84 | 3.4 | 4.27 | 4 | 4.63 | 3 | 3.58 | 3.64 | 3.65 | 3.34 |
| 1 | 1.94 | 2.11 | 1.92 | 1.82 | 2.04 | 2.05 | 2.12 | 1.2 | 1.9 | 1.95 | 1.98 | 1.89 |
| Masking | 9.68 | 12.72 | 13.06 | 8.85 | 11.09 | 11.18 | 11.98 | 10.89 | 9.06 | 9.39 | 9.57 | 8.97 |
| Lang-agnostic | 43.41 | 35.12 | 38.49 | 30.27 | 39.76 | 54.64 | 45.29 | 17.92 | 50.94 | 51.56 | 48.8 | 28.23 |
| ME5_EN | | | | | | | | | | | | |
| λ | | | | | | | | | | | | |
| 0 | 39.29 | 54.51 | 32.24 | 32.68 | 39.76 | 37.9 | 55.09 | 76.92 | 33.62 | 28.5 | 32.87 | 37.04 |
| 0.001 | 38.36 | 53.84 | 31.71 | 32.34 | 38.17 | 37.34 | 54.76 | 77.05 | 33.24 | 28.48 | 31.98 | 37.34 |
| 0.01 | 33.01 | 43.22 | 28.43 | 28.24 | 33.89 | 33.11 | 46.93 | 65.83 | 28.94 | 24.86 | 27.98 | 31.28 |
| 0.1 | 4.31 | 5.79 | 5.26 | 3.63 | 4.7 | 4.43 | 5.5 | 4.95 | 3.58 | 3.75 | 4.01 | 4.19 |
| 1 | 1.79 | 1.95 | 1.83 | 1.71 | 1.85 | 1.93 | 1.99 | 1.23 | 1.78 | 1.8 | 1.78 | 1.65 |
| Masking | 10.98 | 13.55 | 11.87 | 10.11 | 11.79 | 10.61 | 15.48 | 17.65 | 8.24 | 8.14 | 9.51 | 10.16 |
| Lang-agnostic | 38.77 | 51.98 | 30.87 | 31.9 | 37.61 | 36.49 | 52.67 | 74.27 | 31.67 | 28.65 | 30.18 | 36.1 |
| ME5_MULTI | | | | | | | | | | | | |
| λ | | | | | | | | | | | | |
| 0 | 23.02 | 31.38 | 21.89 | 20.55 | 25.39 | 22.45 | 35.55 | 62.65 | 18.99 | 16.71 | 19.89 | 23.28 |
| 0.001 | 23.54 | 31.61 | 22.46 | 20.05 | 25.04 | 22.58 | 35.38 | 62.24 | 19.02 | 16.95 | 18.76 | 22.72 |
| 0.01 | 20.2 | 26.36 | 20.06 | 16.7 | 21.59 | 19.69 | 30.49 | 52.94 | 15.93 | 14.95 | 17.65 | 20.12 |
| 0.1 | 3.62 | 4.66 | 4.4 | 3.31 | 4.05 | 3.84 | 4.22 | 4.21 | 3.08 | 3.5 | 3.62 | 3.6 |
| 1 | 0.94 | 1 | 1.23 | 0.92 | 1.05 | 1.01 | 1.18 | 0.61 | 0.98 | 0.97 | 0.99 | 0.92 |
| Masking | 7.76 | 9.7 | 8.98 | 7.19 | 8.85 | 7.26 | 10.48 | 14.33 | 6.18 | 6.22 | 6.65 | 7.17 |
| Lang-agnostic | 22.83 | 31.08 | 22.09 | 19.13 | 24.07 | 21.52 | 33.77 | 60.15 | 18.13 | 16.79 | 18.66 | 22.95 |

Table 13: BEIR Text Reconstruction performance (BLEU score) for monolingual and multilingual inversion models at varying level of random noise (32 tokens).

| Defenses | GTR-Based | | ME5-Based | | | |
|---------------|--------------|-------|--------------|--------|--------|-----------|
| | IR (NDCG@10) | GTR | IR (NDCG@10) | ME5_NQ | ME5_EN | ME5_MULTI |
| λ | | | | | | |
| 0 | 0.3333 | 61.58 | 0.3514 | 49.08 | 41.7 | 26.81 |
| 0.001 | 0.3336 | 50.3 | 0.3514 | 41.39 | 41.22 | 26.7 |
| 0.01 | 0.3277 | 9.91 | 0.3286 | 34.08 | 35.48 | 23.06 |
| 0.1 | 0.003 | 1.75 | 0.0011 | 3.94 | 4.51 | 3.84 |
| 1 | 0.0008 | 1.47 | 0.001 | 1.91 | 1.77 | 0.98 |
| Masking | 0.3333 | 4.68 | 0.3513 | 10.54 | 11.51 | 8.4 |
| Lang-agnostic | 0.3333 | 50.85 | 0.3514 | 40.37 | 40.1 | 25.93 |

Table 14: BEIR Retrieval Performance (NDCG@10) and Reconstruction performance (BLEU) (mean across tasks) with GTR-based (left) and ME5-based (right) models across varying level of random noises and defense algorithms.

| L_{query} L_{doc} | English | | | French | | | German | | | Spanish | | |
|--------------------------|---------|---------|---------|---------|----------|---------|---------|---------|---------|---------|---------|---------|
| | FRENCH | GERMAN | SPANISH | ENGLISH | GERMAN | SPANISH | ENGLISH | FRENCH | SPANISH | ENGLISH | FRENCH | GERMAN |
| GTR | | | | | | | | | | | | |
| λ | | | | | | | | | | | | |
| 0 | 0.19407 | 0.26324 | 0.24222 | 0.13205 | 0.14329 | 0.13589 | 0.1243 | 0.08702 | 0.1177 | 0.10308 | 0.088 | 0.10494 |
| 0.001 | 0.19377 | 0.2633 | 0.24108 | 0.13237 | 0.1435 | 0.13627 | 0.12476 | 0.08786 | 0.11741 | 0.10301 | 0.08805 | 0.1055 |
| 0.01 | 0.18651 | 0.25203 | 0.2326 | 0.12676 | 0.13617 | 0.13298 | 0.11846 | 0.07997 | 0.11234 | 0.09713 | 0.08234 | 0.09794 |
| 0.1 | 0 | 0 | 0 | 0 | 4.00E-05 | 0 | 0 | 0 | 0 | 0.00016 | 0 | 0.00023 |
| 1 | 0 | 0 | 0 | 0 | 0 | 0 | 0 | 0 | 0 | 0 | 0 | 0 |
| Masking | 0.19433 | 0.26272 | 0.24193 | 0.13237 | 0.14322 | 0.13579 | 0.12402 | 0.0871 | 0.11791 | 0.10337 | 0.08818 | 0.10477 |
| Lang-agnostic | 0.19439 | 0.26265 | 0.24206 | 0.13217 | 0.14284 | 0.13636 | 0.1241 | 0.08735 | 0.11766 | 0.10313 | 0.08845 | 0.10528 |
| ME5_MULTI | | | | | | | | | | | | |
| λ | | | | | | | | | | | | |
| 0 | 0.2861 | 0.3739 | 0.4141 | 0.2932 | 0.2598 | 0.3121 | 0.2878 | 0.1940 | 0.2875 | 0.2860 | 0.2181 | 0.2425 |
| 0.001 | 0.2853 | 0.3740 | 0.4124 | 0.2935 | 0.2603 | 0.3121 | 0.2876 | 0.1931 | 0.2873 | 0.2850 | 0.2181 | 0.2433 |
| 0.01 | 0.2484 | 0.3374 | 0.3731 | 0.2580 | 0.2271 | 0.2779 | 0.2583 | 0.1654 | 0.2590 | 0.2452 | 0.1811 | 0.2121 |
| 0.1 | 0 | 0 | 0.0001 | 0 | 0 | 0.0002 | 0 | 0 | 0 | 0 | 0 | 0 |
| 1 | 0 | 0 | 0 | 0 | 0 | 0.0002 | 0 | 0 | 0.0001 | 0 | 0 | 0 |
| Masking | 0.2861 | 0.3755 | 0.4129 | 0.2933 | 0.2594 | 0.3125 | 0.2882 | 0.1935 | 0.2877 | 0.2862 | 0.2179 | 0.2426 |
| Lang-agnostic | 0.2859 | 0.3740 | 0.4142 | 0.2933 | 0.2598 | 0.3125 | 0.2878 | 0.1939 | 0.2874 | 0.2862 | 0.2180 | 0.2425 |

Table 15: CLIRMatrix (multi8) performance (NDCG@10) for GTR-base and ME5-base at varying defense mechanisms (32 tokens).

| L_{query} L_{doc} | English | | | French | | | German | | | Spanish | | |
|--------------------------|---------|--------|---------|--------------|--------|---------|--------------|--------|---------|--------------|--------|--------|
| | FRENCH | GERMAN | SPANISH | ENGLISH | GERMAN | SPANISH | ENGLISH | FRENCH | SPANISH | ENGLISH | FRENCH | GERMAN |
| GTR | | | | | | | | | | | | |
| λ | | | | | | | | | | | | |
| 0 | 10.78 | 10.99 | 12.2 | 30.97 | 12.9 | 14.57 | 28.55 | 10.91 | 11.58 | 29.34 | 9.85 | 8.77 |
| 0.001 | 10.74 | 10 | 11.87 | 25.32 | 11.19 | 13.22 | 24.32 | 10.34 | 10.75 | 24.82 | 9.22 | 8.97 |
| 0.01 | 5.53 | 5.88 | 5.95 | 7.74 | 5.53 | 6.12 | 6.24 | 4.56 | 5.07 | 7.55 | 4.95 | 4.78 |
| 0.1 | 1.34 | 1.42 | 1.25 | 1.23 | 0.8 | 0.67 | 0.98 | 0.74 | 0.58 | 1.02 | 0.63 | 0.59 |
| 1 | 0.58 | 0.49 | 0.32 | 0.77 | 0.35 | 0.26 | 0.78 | 0.55 | 0.34 | 0.73 | 0.41 | 0.41 |
| Masking | 4.19 | 4.18 | 4.28 | 3.84 | 2.86 | 3.01 | 3.24 | 2.37 | 2.47 | 3.61 | 2.79 | 2.66 |
| Lang-agnostic | 11.01 | 10.95 | 11.88 | 26.19 | 12.13 | 13.29 | 24.24 | 10.42 | 11.08 | 25.02 | 10.6 | 9.61 |
| ME5 | | | | | | | | | | | | |
| λ | | | | | | | | | | | | |
| 0 | 11.86 | 11.1 | 17.87 | 15.11 | 12.79 | 17.68 | 14.5 | 13.66 | 17.44 | 14.34 | 13.67 | 11.99 |
| 0.001 | 12.63 | 10.49 | 17.12 | 15.43 | 12.63 | 17.19 | 14.39 | 13.56 | 17.21 | 14.79 | 14.4 | 11.84 |
| 0.01 | 11.27 | 9.78 | 14.9 | 13.48 | 10.99 | 15.06 | 13.65 | 12.1 | 15.38 | 14.07 | 12.3 | 11.61 |
| 0.1 | 2.27 | 2.23 | 2.56 | 2.97 | 2.4 | 2.78 | 2.7 | 2.1 | 2.47 | 2.92 | 2.31 | 2.48 |
| 1 | 0.53 | 0.44 | 0.5 | 0.68 | 0.57 | 0.5 | 0.62 | 0.49 | 0.46 | 0.66 | 0.55 | 0.47 |
| Masking | 3.91 | 4.38 | 6.19 | 5.18 | 4.57 | 6.35 | 5.13 | 3.97 | 5.85 | 5.86 | 4.97 | 5.05 |
| Lang-agnostic | 12.61 | 10.98 | 17.01 | 14.27 | 11.77 | 16.05 | 13.92 | 13.3 | 17.19 | 14.57 | 13.79 | 12.09 |

Table 16: CLIRMatrix (multi8) Text Reconstruction Performance (BLEU score) for GTR and ME5_MULTI at varying defense mechanisms (32 tokens). The performances for GTR without noise on English doc are in **bold**, which boost the GTR’s overall performance.

| Defenses | GTR-Based | | ME5-Based | |
|---------------|--------------|-------|--------------|-----------|
| | IR (NDCG@10) | GTR | IR (NDCG@10) | ME5_MULTI |
| λ | | | | |
| 0 | 0.1447 | 15.95 | 0.2879 | 14.33 |
| 0.001 | 0.1447 | 14.23 | 0.2877 | 14.31 |
| 0.01 | 0.1379 | 5.83 | 0.2536 | 12.88 |
| 0.1 | 0.0000 | 0.94 | 0.0000 | 2.52 |
| 1 | 0.0000 | 0.50 | 0.0000 | 0.54 |
| Masking | 0.1446 | 3.29 | 0.2880 | 5.12 |
| Lang-agnostic | 0.1447 | 14.70 | 0.2879 | 13.96 |

Table 17: CLIRMatrix Retrieval Performance (NDCG@10) and Reconstruction performance (BLEU) (mean across tasks) with GTR-based (left) and ME5-based (right) models across varying level of random noises and defense algorithms.