

# Intelligibility Enhancement of Acoustic Noisy Speech for Autism Spectrum Disorder Condition

M. Pillonetto, A. Queiroz, *Student Member, IEEE*, and R. Coelho, *Senior Member, IEEE*

**Abstract**—This work introduces a time domain personalized method (pGTF<sub>F0</sub>) to achieve intelligibility improvement of noisy speech for Autism Spectrum Disorder (ASD) situation. For this proposal, harmonic features estimated from speech frames are considered as center frequencies of Gammatone auditory filterbanks. A gain factor is further applied to the output of the filtered samples. The key goal is the emulation of an external noise filtering tailored for individuals with ASD. A perceptual listening test demonstrates that ASD volunteers attained lower intelligibility rates than Neurotypical (NT). The proposed solution is compared to three competing approaches considering four acoustic noises at different signal-to-noise ratios. Two objective measures (ESTOI and PESQ) are also adopted for evaluation. The experimental results show that the personalized solution outperformed the competing approaches in terms of intelligibility and quality improvement.

**Index Terms**—Acoustic Noises, Autism Spectrum Disorder, Intelligibility Improvement.

## I. INTRODUCTION

**S**PEECH communication in urban environments is subject to several acoustic interferences. The most typical one is the noise masking effect. This is a crucial cause of impairment and a key challenge for the acoustic signal processing research area. This concern underlies several applications and systems such as robot audition, hearing aids, speech and speaker recognition. Furthermore, some individuals are especially sensitive to this type of effects. This is the case of people with Autism Spectrum Disorder (ASD). Auditory hypersensitivity is a key factor that characterizes autism [1][2]. This behavior is challenging in urban environments, where noises cause distortions on speech components i.e., the formants of the fundamental frequency (F0) [3][4][5][6], and signal harmonic region which concentrates the intelligibility information [7][8].

Recently, the investigation of harmonic components from noisy speech signals has gained significant attraction [9][10]. Particularly, in strategies developed to achieve intelligibility gain. In [11] the formant center frequencies from voiced speech segments are shifted away from the region of noise [12], emulating the Lombard effect [13]. Results showed that the Smoothed Shifting of Formants for Voiced segments (SSFV) is able to improve the intelligibility of speech signals in car noise environment. A different approach in [14] used the amplitude and phase estimation filter [15] with the harmonic

The authors are with the Laboratory of Acoustic Signal Processing (lasp.ime.br), Military Institute of Engineering (IME), Rio de Janeiro, Brazil (email: coelho@ime.br). This work was partially supported by the National Council for Scientific and Technological Development (CNPq) 305488/2022-8 and Fundação de Amparo Pesquisa do Estado do Rio de Janeiro (FAPERJ) 200518/2023. This work is also supported by the Coordenação de Aperfeiçoamento de Pessoal de Nível Superior - Brasil (CAPES) - Grant Code 001.

models (APES<sub>HARM</sub>). This procedure led to improved signal-to-noise ratio (SNR) of the reconstructed speech signals. Finally, the F0-based Gammatone Filtering (GTF<sub>F0</sub>) method [16] is described to attain intelligibility enhancement. This scheme uses F0 estimates [17] as center frequencies of auditory filterbank. Then, output samples are amplified by a gain factor attenuating the noise masking effect, which achieves intelligibility improvement.

However, in the specific case of people with ASD a key issue must be addressed: the presence of intense internal noise (High Internal Noise - HIN) [2]. The HIN is a crucial impairment for the daily social communication of individuals with ASD [6]. It is characterized by the amplification of noise interference in the inner ear. The composition of HIN with the external noise affects the F0 and formant of the speech signal in the ASD context [4]. Thus, a strategy to improve intelligibility must mitigate the effects of external noise by highlighting the harmonic frequencies of speech signal.

This Letter proposes a personalized Gammatone Filtering pGTF<sub>F0</sub> method especially to attain intelligibility enhancement for ASD individuals. In this solution, the filtered samples are amplified by gain factors emphasizing the F0 estimated with HHT-Amp [17] and its harmonics from the speech signal. This strategy aims to increase the robustness of external noise filtering for ASD condition leading to intelligibility improvement. This work also includes perceptual tests with Neurotypical (NT) and ASD volunteers as an auxiliary instrument to detect Autism Spectrum Disorder.

Extensive experiments are conducted to evaluate the pGTF<sub>F0</sub> for speech intelligibility and quality improvement. ESTOI [18] and PESQ [19] objective measures are used to compare the proposed and baseline techniques in terms of intelligibility and quality assessment. The acoustic noisy scenario is composed of four background acoustic noises and four SNR values between -10 dB and 5 dB. The results show that the proposed solution outperforms the competitive methods in terms of speech intelligibility and quality.

The main contributions of this study are as follows:

- Introduction of the personalized pGTF<sub>F0</sub> method to improve the intelligibility of acoustic noisy speech for ASD situation;
- Definition of an auxiliary strategy for ASD diagnosis based on perceptual tests;
- Adoption of personalized gain factors in the Gammatone filtered samples to emphasize the harmonic components of noisy speech signals;
- Interesting intelligibility and quality improvement even for challenging noisy conditions with low SNR values.

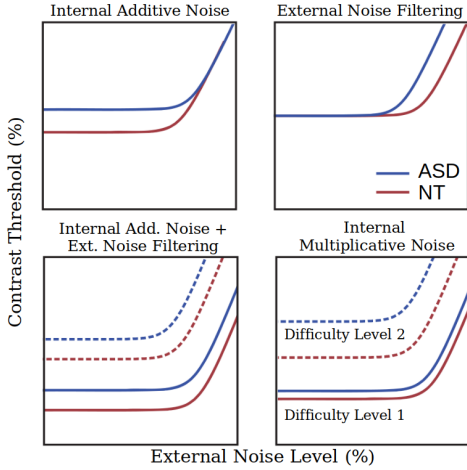


Fig. 1. Perceptual Threshold versus Noise (TvN) for ASD versus NT [2].

## II. INTELLIGIBILITY FOR AUTISM SPECTRUM DISORDER

Autism is characterized by deficit in the behavioral/social and sensory fields<sup>1</sup> and acoustic perceptual skills [6]. This condition is typical in the syndrome, and audiometric tests are already adopted as an auxiliary instrument for the disorder detection. It is important to highlight that population with ASD are considered normal-hearing, i.e., it is assumed that individuals are not affected by hearing impairment [1]. An emerging hypothesis considers that a High Internal Noise (HIN) profile [2] plays an important role for the degradation of acoustic perception in ASD. In addition, experimental results [2] indicate this HIN profile with filtering of external noisy signals. Therefore, the equivalent degradation can be quantified by the sum of internal and external interference.

Perceptual sensitivity is measured in [2] at various levels of additive external noise. These levels are presented as measures of TvN (Threshold versus Noise), which allow the effects of noise to be quantified in NT and ASD individuals. Fig. 1 shows TvN functions [2], whose curves in these graphs follow a pattern: a segment parallel to the horizontal axis followed by an ascending segment. The contrast threshold is represented on the vertical axis, while the level of external noise is represented on the horizontal axis. In the upper left subplot of Fig. 1, the additive internal noise without filtering of autistic is compared with neurotypicals. Observe that ASD people have a greater presence of naturally additive internal noise when compared to the rest of the population.

In the graph on the top right, it can be seen the TvN of the external noise filtering for the NT and ASD cases. This feature in combination with HIN should yield increased thresholds across all levels of external noise (bottom left). A similar pattern is expected if internal multiplicative noise is elevated for different difficulty levels (bottom right). Either HIN and external filtering may cause more negative end-of-sentence pitch slopes and less typical harmonics-to-noise ratio [4]. Therefore, individuals with ASD have lower perceptual intelligibility at loud external noise when compared to neurotypical in the same conditions.

<sup>1</sup>Resolution on Autism Specter Disorder (WHA 67.8)

## III. THE PROPOSED PERSONALIZED GAMMATONE FILTER METHOD: pGTF<sub>F0</sub>

The pGTF<sub>F0</sub> introduces personalized gain factors in the Gammatone filtered [16] harmonic components to emulate an external noise filtering for people with ASD [2]. The target noisy signal  $x(t)$  is first split into  $Q$  overlapping 32 ms voiced/unvoiced (V/UV) frames  $x_q(t)$ ,  $q = 1, 2, \dots, Q$ , with 50% overlapping. In this work V/UV separation was previously applied two define two disjoint sets:  $S_v$  is formed by frames that contain voiced speech, and  $S_u$  is composed of the remaining segments, i.e., unvoiced speech and noise only. For each voiced frame  $q \in S_v$ , a set of Gammatone filters are used to filter the sample sequence  $x_q(t)$ . The time-domain impulse response of the Gammatone filter [20] is defined as

$$g(t) = at^{n-1} \cos(2\pi f_c t + \phi) e^{-2\pi b t}, \quad t \geq 0, \quad (1)$$

where  $a$  is the amplitude,  $n$  is the filter order,  $f_c$  is the center frequency,  $\phi$  is the phase, and  $b$  is the bandwidth. The center frequencies are set to

$$f_k = \hat{F}0, 2\hat{F}0, \dots, L\hat{F}0 \quad (2)$$

where  $\hat{F}0$  is the pitch value estimated by the HHT-Amp method [17].

In the proposed method, each filter  $h_k(t)$  is implemented<sup>2</sup> considering order  $n = 4$  and bandwidth  $b = 0.25\hat{F}0$ . In order to align the impulse response functions, phase compensation is applied to all filters, which correspond to the non-causal filters

$$h_k(t) = a(t + t_c)^{n-1} \cos(2\pi f_c t) e^{-2\pi b(t+t_c)}, \quad t \geq -t_c, \quad (3)$$

where  $t_c = \frac{n-1}{2\pi b}$ , which ensures that peaks of all filters occur at  $t = 0$ .

Let  $x_q^0(t) = x_q(t)$ , the filtered signals  $y_q^k(t)$ ,  $k = 1, \dots, L$ , are recursively computed by

$$\begin{cases} y_q^k(t) = x_q^{k-1}(t) * h_k(t) \\ x_q^k(t) = x_q^{k-1}(t) - y_q^k(t) \end{cases}, \quad k = 1, \dots, L, \quad (4)$$

with residual signal defined as  $r_q(t) = x_q^L(t)$  to guarantee the completeness of the input sequence.

After the Gammatone filtering, the amplitude of the output samples  $y_q^k(t)$ ,  $k = 1, \dots, L$ , are amplified by a gain factor  $G_k \geq 1$ . The idea is to emphasize the presence of harmonics of the fundamental frequency, which will lead to speech intelligibility improvement, without introducing any noticeable distortion to the speech signal. The reconstruction of the voiced frame  $q \in S_v$  leads to the sample sequence

$$\hat{x}_q(t) = \sum_{k=1}^L G_k y_q^k(t) + r_q(t). \quad (5)$$

The final step of the pGTF<sub>F0</sub> method is the reconstruction of the entire speech signal. For this purpose, the reconstructed voiced frames in  $S_v$  and all the remaining frames in  $S_u$  are joined together keeping the original frames indices. Thus,

<sup>2</sup>Code available at <http://staffwww.dcs.shef.ac.uk/people/N.Ma/>

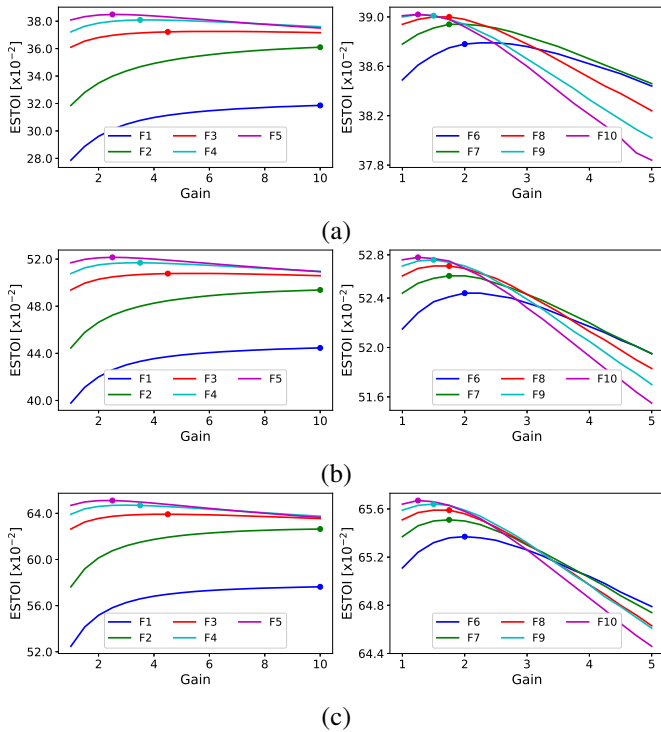


Fig. 2. ESTOI scores to attain the personalized gains empirically for speech signals corrupted by SSN with SNR values: (a) -5 dB, (b) 0 dB and (c) 5 dB.

all frames are overlap and added to reconstruct the modified version  $\hat{x}(t)$  of the target speech signal.

In this work, the gains are personalized to overcome the external noise filtering issue noticed in ASD individuals. The values are empirically determined considering a training subset of 72 speech signals of the TIMIT database defined in [21]. The speech utterances are corrupted by Speech Shaped Noise (SSN) from DEMAND [22] database with three SNR values: -5dB, 0dB and 5dB.

Fig. 2 illustrates the ESTOI [18] objective intelligibility scores for noisy speech signals. The gain configuration starts from the first filter (F1), and its value is incremented until ESTOI reaches its maximum value (highlighted point). This gain is fixed, and the process is repeated for the subsequent filters. Observe that the same set of gains is attained for the three SNR values. After the process, the personalized gains that lead to the highest intelligibility ESTOI scores for the pGTF<sub>F0</sub> are defined as  $G_k = \{10, 10, 4.5, 3.5, 2.5, 2, 1.75, 1.75, 1.5, 1.25\}$ . This set turns the harmonic components of speech more prominent when compared to the noisy signal. This effect may reduce the impact of the acoustic noise, and consequently, improve speech intelligibility.

#### IV. EXPERIMENTS AND DISCUSSION

This Section presents a listening test [23] conducted to verify the perceptual differences between NT and ASD groups under noisy conditions. Following, the proposed pGTF<sub>F0</sub> and competitive methods are compared using objective measures. The ESTOI is here adopted to examine the predicted intelligibility while PESQ [19] is used to evaluate the quality rates of noisy speech signals.

TABLE I  
PERCEPTUAL TESTS RESULTS [%] FOR NT AND ASD VOLUNTEERS.

	SNR (dB)	NT				ASD			
		-5	0	5	Av.	-5	0	5	Av.
Male	UNP	52.0	67.5	81.8	67.1	27.3	55.8	71.4	51.5
	SSFV	26.0	57.1	77.9	53.7	16.9	46.8	74.0	45.9
	APES <sub>HARM</sub>	18.2	29.9	61.0	36.4	10.4	23.4	45.5	26.4
	GTF <sub>F0</sub>	<b>68.8</b>	<b>79.2</b>	<b>93.5</b>	<b>80.5</b>	<b>27.3</b>	<b>55.8</b>	<b>71.4</b>	<b>51.5</b>
Female	UNP	54.6	68.2	83.8	68.9	51.5	54.6	72.7	59.6
	SSFV	24.2	66.7	90.9	60.6	15.2	48.5	66.7	43.4
	APES <sub>HARM</sub>	15.2	21.2	66.7	34.3	12.1	36.4	48.5	32.3
	GTF <sub>F0</sub>	<b>81.8</b>	<b>84.9</b>	<b>100</b>	<b>88.9</b>	<b>57.6</b>	<b>72.7</b>	<b>87.9</b>	<b>72.7</b>
Overall	UNP	52.7	67.7	82.4	67.6	34.6	55.5	71.8	53.9
	SSFV	25.5	60.0	81.8	55.8	16.4	47.3	71.8	45.2
	APES <sub>HARM</sub>	17.3	27.3	62.7	35.8	10.9	27.3	46.4	28.2
	GTF <sub>F0</sub>	<b>72.7</b>	<b>80.9</b>	<b>95.5</b>	<b>83.0</b>	<b>56.4</b>	<b>71.8</b>	<b>92.7</b>	<b>73.6</b>

#### A. Perceptual Evaluation

Three methods for intelligibility improvement are examined in the perceptual tests: SSFV [12], APES<sub>HARM</sub> [14] and GTF<sub>F0</sub> [16]. The test is conducted for 10 Brazilian volunteers (7 male and 3 female) for the NT group (ages between 19-57) and ASD (16-25), considering a scenario of phonetic balanced words<sup>3</sup>. The SSN noise is adopted with SNRs of -5 dB, 0 dB and 5 dB. Ten words are applied for each of the 12 test conditions, i.e., three SNR levels and three methods plus the unprocessed (UNP) case. Participants are introduced to the task in a training session with 4 words. The material is diotically presented using a pair of Roland RH-200S headphones. Listeners hear each word once in an arbitrary presentation order and are asked to indicate the word in a sheet list.

The intelligibility results for each method are presented in Table I. For all cases, GTF<sub>F0</sub> [16] outperforms the competitive approaches. Furthermore, female volunteers presented higher intelligibility rates than male, with scores 8.4 p.p. and 21.2 p.p. higher for NT and ASD, respectively. The overall average score of UNP and GTF<sub>F0</sub> presented with NT listeners was 67.6% and 83.0%. Note that in the same cases ASD presented lower scores (53.9% and 73.6%). Observe that this difference between groups increases for lower SNR values. Since these evident differences between NT and ASD, it can be concluded that the subjective listening test might be an auxiliary tool to detect ASD behavior.

#### B. Objective Evaluation: ESTOI and PESQ

Several evaluation experiments are conducted considering the test subset attained from [21], which also provides the V/UV segments. This set is composed of 192 speech utterances from TIMIT database [24] sampled at 16 kHz, spoken by 24 speakers (16 male and 8 female). Each speech segment has on average 3 seconds. The training and test subsets are independent in terms of speakers and speech content. Four additive background noises are selected: Babble from RSG-10 [25] database, Cafeteria and Helicopter from Freesound.org<sup>4</sup>

<sup>3</sup>The complete test database is available at [lasp.ime.eb.br](http://lasp.ime.eb.br).

<sup>4</sup>Available at [www.freesound.org](http://www.freesound.org).

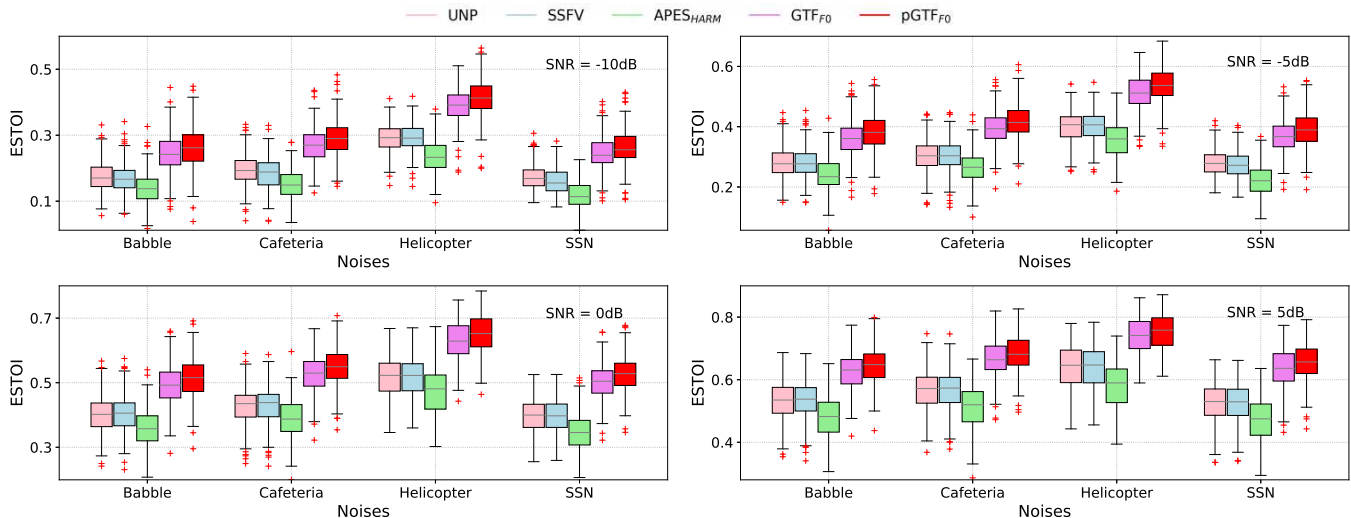


Fig. 3. ESTOI boxplots for UNP noisy speech and competitive methods: SSFV, APES<sub>HARM</sub>, GTF<sub>F0</sub> and pGTF<sub>F0</sub>.

TABLE II  
PESQ OBJECTIVE SCORES FOR NOISY CONDITIONS AT DIFFERENT SNR VALUES

SNR(dB)	Babble					Cafeteria					Helicopter					SSN					Overall
	-10	-5	0	5	Av.	-10	-5	0	5	Av.	-10	-5	0	5	Av.	-10	-5	0	5	Av.	
UNP	0.67	1.58	1.95	2.38	1.65	1.06	1.64	2.06	2.47	1.72	1.54	1.86	2.30	2.72	2.10	1.35	1.51	1.86	2.31	1.76	1.81
SSFV	1.11	1.60	1.97	2.39	1.77	1.33	1.69	2.07	2.48	1.89	1.58	1.88	2.31	2.73	2.12	1.48	1.52	1.88	2.32	1.80	1.90
APES <sub>HARM</sub>	1.09	1.95	2.37	2.72	2.03	1.51	2.05	2.47	2.80	2.21	1.95	2.34	2.70	2.97	2.49	1.56	1.88	2.33	2.68	2.11	2.21
GTF <sub>F0</sub>	1.84	2.32	2.71	3.09	2.49	2.01	2.44	2.83	3.21	2.62	2.29	2.65	3.05	3.52	2.88	1.97	2.22	2.63	3.05	2.47	2.61
pGTF <sub>F0</sub>	<b>2.16</b>	<b>2.59</b>	<b>2.98</b>	<b>3.33</b>	<b>2.77</b>	<b>2.33</b>	<b>2.72</b>	<b>3.08</b>	<b>3.44</b>	<b>2.89</b>	<b>2.57</b>	<b>2.94</b>	<b>3.32</b>	<b>3.64</b>	<b>3.12</b>	<b>2.32</b>	<b>2.50</b>	<b>2.91</b>	<b>3.30</b>	<b>2.76</b>	<b>2.88</b>

and SSN [22]. Four SNR values are considered varying from -10 dB up to 5 dB. In summary, considering 192 signals, 4 noises, 4 SNR values and 4 comparative methods, it is conducted a total of 12,288 experiments.

Fig. 3 depicts the ESTOI intelligibility results achieved with the proposed and baseline solutions. Note that the pGTF<sub>F0</sub> attained the highest average scores in all of the 16 cases. For instance, for the Babble noise with SNR=-10dB the pGTF<sub>F0</sub> accomplished 8.8 p.p. on ESTOI score, compared to 7.1 p.p., -0.5 p.p. and -2.8 p.p. of GTF<sub>F0</sub>, SSFV and APES<sub>HARM</sub> approaches, respectively. Moreover, for the Helicopter scenario with SNR=-5dB UNP signals have the ESTOI incremented by the proposed method from 0.40 to 0.54. That is, the poor values became a regular intelligibility according [26][27]. Furthermore, for SNR=5dB, the pGTF<sub>F0</sub> attains ESTOI scores > 0.75, which is related to be a excellent intelligibility. The APES<sub>HARM</sub> is outperformed by the other approaches in all cases. Finally, the proposal also reaches the highest ESTOI scores for the SSN noise, outperforming in 2.1p.p. the competitive GTF<sub>F0</sub>. Since this noise is used in subjective tests, this improvement also might reflect in perceptual experiments.

The predicted quality rates computed with PESQ [19] are shown in Table II. The PESQ score is here computed from 30% of the most relevant voiced frames of noisy speech. These frames are selected from those with the lowest signal-to-noise ratio values. Note that pGTF<sub>F0</sub> outperforms the competing approaches for most of the noisy speech conditions in terms

of quality assessment. For the Babble scenario, this method presents average PESQ of 2.77, followed by 2.49, 2.03 and 1.77 for GTF<sub>F0</sub>, APES<sub>HARM</sub> and SSFV, respectively. The pGTF<sub>F0</sub> is the only method that accomplished more than 1 point in the Mean Opinion Score (MOS) scale [28] in the overall average results. These results reinforces the robustness of the personalized solution in terms of noise effects attenuation. Consequently, it will be reflected in improvements in both acoustic intelligibility and quality, providing better acoustic perception mainly in ASD individuals.

## V. CONCLUSION

This Letter introduced a novel personalized method to improve intelligibility for ASD situation under urban noisy environment. In the proposed solution, gains of the Gamma-tone filtered samples are personalized in order to emphasize the harmonic features of speech. Perceptual tests proved to be a useful tool to assist in detection of ASD. Four acoustic noises were considered to compose the noisy scenarios. Two objective measures were used to evaluate the competitive solutions. Results showed that pGTF<sub>F0</sub> outperforms the baseline methods in terms of intelligibility and quality scores for all the acoustic noises. Further research includes the exploitation of the identified impairment due to the composition of HIN and urban acoustic noise solution to serve as an additional aid to ASD diagnosis.

## REFERENCES

- [1] W. A. Dunlop, P. G. Enticott, and R. Rajan, "Speech discrimination difficulties in high-functioning autism spectrum disorder are likely independent of auditory hypersensitivity," *Frontiers in Human Neuroscience*, vol. 10, pp. 1–16, 2016.
- [2] W. J. Park, K. B. Schauder, L. Benedetto, and D. Tadin, "High internal noise and poor external noise filtering characterize perception in autism spectrum disorder," *Scientific Reports*, vol. 7, no. 1, pp. 1–12, 2017.
- [3] J. F. Santos, N. Brosh, T. H. Falk, L. Zwaigenbaum, S. E. Bryson, W. Roberts, I. M. Smith, P. Szatmari, and J. A. Brian, "Very early detection of autism spectrum disorders based on acoustic analysis of pre-verbal vocalizations of 18-month old toddlers," in *2013 IEEE International Conference on Acoustics, Speech and Signal Processing*, pp. 7567–7571, 2013.
- [4] D. Bone, T. Chaspari, and S. Narayanan, *Autism Imaging and Devices*, ch. Behavioral signal processing and autism: Learning from multimodal behavioral signals, p. 26. CRC Press, 2017.
- [5] A. Queiroz and R. Coelho, "Noisy speech based temporal decomposition to improve fundamental frequency estimation," *IEEE/ACM Trans. Audio, Speech, Lang. Process.*, vol. 30, pp. 2504–2513, 2022.
- [6] A. B. V. Narayan, and J. Shukla, "Spasht: Semantic and pragmatic speech features for automatic assessment of autism," in *ICASSP 2023 - 2023 IEEE International Conference on Acoustics, Speech and Signal Processing (ICASSP)*, pp. 1–5, 2023.
- [7] M. Cooke and Y. Lu, "The contribution of changes in  $f_0$  and spectral tilt to increased intelligibility of speech produced in noise," *Speech Communication*, vol. 51, pp. 1253–1262, 2009.
- [8] H. Hong, Z. Zhao, X. Wang, and Z. Tao, "Detection of dynamic structures of speech fundamental frequency in tonal languages," *IEEE Signal Process. Lett.*, vol. 17, no. 10, pp. 843–846, 2010.
- [9] D. Ealey, H. Kelleher, and D. Pearce, "Harmonic tunnelling: Tracking nonstationary noises during speech," in *Proc. 7th Eur. Conf. Speech Commun. Technol.*, pp. 437–440, 2001.
- [10] L. Wang and F. Chen, "Factors affecting the intelligibility of low-pass filtered speech," in *Proc. Interspeech*, pp. 563–566, 2017.
- [11] K. Nathwani, M. Daniel, G. Richard, B. David, and V. Roussarie, "Formant shifting for speech intelligibility improvement in car noise environment," *IEEE International Conference on Acoustics, Speech and Signal Processing (ICASSP)*, pp. 5375–5379, 2016.
- [12] K. Nathwani, G. Richard, B. David, P. Prablanc, and V. Roussarie, "Speech intelligibility improvement in car noise environment by voice transformation," *Speech Communication*, vol. 91, pp. 17–27, 2017.
- [13] E. Lombard, "Le signe de l'elevation de la voix," *Maladies Oreille, Larynx, Nez, Pharynx*, vol. 37, no. 25, pp. 101–119, 1911.
- [14] S. Norholm, J. Jensen, and M. Christensen, "Enhancement and noise statistics estimation for non-stationary voiced speech," *IEEE Transactions on Audio, Speech, and Language Processing*, vol. 24, no. 4, pp. 645–658, 2016.
- [15] P. Stoica, H. Li, and J. Li, "A new derivation of the apes filter," *IEEE Signal Processing Letters*, vol. 6, no. 8, pp. 205–206, 1999.
- [16] A. Queiroz and R. Coelho, "F0-based gammatone filtering for intelligibility gain of acoustic noisy signals," *IEEE Signal Process. Lett.*, vol. 28, pp. 1225–1229, 2021.
- [17] L. Zão and R. Coelho, "On the estimation of fundamental frequency from nonstationary noisy speech signals based on hilbert-huang transform," *IEEE Signal Process. Lett.*, vol. 25, no. 2, pp. 248–252, 2018.
- [18] J. Jensen and C. H. Taal, "An algorithm for predicting the intelligibility of speech masked by modulated noise maskers," *IEEE/ACM Trans. Audio, Speech, Lang. Process.*, vol. 24, no. 11, pp. 2009–2022, 2016.
- [19] A. Rix, J. Beerends, M. Hollier, and A. Hekstra, "Perceptual evaluation of speech quality (pesq)-a new method for speech quality assessment of telephone networks and codecs," in *Proc. IEEE Int. Conf. Acoust., Speech Signal Process.*, vol. 2, pp. 749–752, 2001.
- [20] P. Johannesma, "The pre-response stimulus ensemble of neuron in the cochlear nucleus," in *Proc. of the Symposium of Hearing Theory*, pp. 58–69, 6 1972.
- [21] S. Gonzalez, "Pitch of the core timit database set," 2014.
- [22] J. Thiemann, N. Ito, and E. Vincent, "Demand: a collection of multi-channel recordings of acoustic noise in diverse environments," *Proc. Meetings Acoust.*, 2013.
- [23] S. Ghimire, "Speech intelligibility measurement on the basis of itu-t recommendation p.863," 2012.
- [24] J. Garofolo, L. Lamel, W. Fischer, J. Fiscus, D. Pallett, N. Dahlgren, and V. Zue, "Timit acoustic-phonetic continuous speech corpus," in *Linguist. Data Consortium*, Philadelphia, PA, USA, 1993.
- [25] H. J. Steeneken and F. W. Geurtsen, "Description of the rsg-10 noise-database," *report IZF*, vol. 3, 1988.
- [26] "American national standard: Methods for calculation of the speech intelligibility index," in *New York, NY, USA: Amer. Nat. Standards Inst.*, 1997.
- [27] B. Sauert and P. Vary, "Near end listening enhancement: Speech intelligibility improvement in noisy environments," in *Proc. IEEE Int. Conf. Acoust., Speech Signal Process.*, vol. 1, pp. 493–496, 2006.
- [28] ITU-T, "Rec. p.10/g.100 (2017) vocabulary for performance, quality of service and quality of experience,"