

Graph Condensation: A Survey

Xinyi Gao¹, Junliang Yu¹, Wei Jiang¹, Tong Chen¹, Wentao Zhang² and Hongzhi Yin^{1*}

¹ The University of Queensland, Brisbane, Australia

² Peking University, Beijing, China

{xinyi.gao, jl.yu, tong.chen, h.yin1}@uq.edu.au,
wei.jiang2@uq.net.au, wentao.zhang@pku.edu.cn

Abstract

The burgeoning volume of graph data poses significant challenges in storage, transmission, and particularly the training of graph neural networks (GNNs). To address these challenges, graph condensation (GC) has emerged as an innovative solution. GC focuses on synthesizing a compact yet highly representative graph, on which GNNs can achieve performance comparable to trained on the large original graph. The notable efficacy of GC and its broad prospects have garnered significant attention and spurred extensive research. This survey paper provides an up-to-date and systematic overview of GC, organizing existing research into four categories aligned with critical GC evaluation criteria: effectiveness, generalization, fairness, and efficiency. To facilitate an in-depth and comprehensive understanding of GC, we examine various methods under each category and thoroughly discuss two essential components within GC: optimization strategies and condensed graph generation. Additionally, we introduce the applications of GC in a variety of fields, and highlight the present challenges and novel insights in GC, promoting advancements in future research.

1 Introduction

Graph data is extensively utilized across a diverse range of domains, owing to its capability to represent complex structural relationships among various entities in the real world [Wu *et al.*, 2022; Bo *et al.*, 2023]. Notable applications include, but are not limited to, social networks [Li *et al.*, 2018; Jung *et al.*, 2012], chemical molecular structures [Guo *et al.*, 2022], transportation systems [Rahmani *et al.*, 2023], and recommender systems [Zheng *et al.*, 2023a; Yu *et al.*, 2023a]. However, the exponential growth of data volume in these applications makes the management and processing of large-scale graph data a complex and challenging task. A particularly demanding issue is the considerable computational load associated with training graph neural networks (GNNs) on large-scale graph datasets [Hamilton *et al.*, 2017].

*Corresponding author.

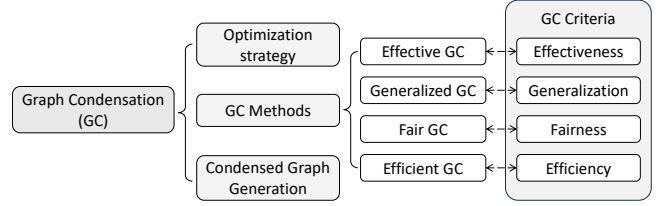


Figure 1: Taxonomy and evaluation criteria of graph condensation.

These challenges are more pronounced in scenarios that require training multiple GNNs, such as hyper-parameter optimization [Ding *et al.*, 2022] and neural architecture search [Oloulade *et al.*, 2021]. This underscores the growing importance for developing more efficient and effective methodologies for processing large-scale graph data.

A direct solution to these challenges is graph reduction, where appropriate simplification of graphs can not only expedite graph algorithms but also improve the efficiency of storage, transformation and retrieval processes for diverse graph analysis tasks. Early explorations into graph reduction primarily focused on graph sparsification [Spielman and Srivastava, 2008] and coarsening [Loukas and Vandenbergh, 2018] techniques. These methods aim to reduce graph size by eliminating redundant edges and merging similar nodes. While effective in maintaining the essential characteristics of large graphs, these approaches have notable limitations. They predominantly rely on heuristic methods, such as the largest principal eigenvalues [Loukas and Vandenbergh, 2018] or pairwise distances [Bravo Hermsdorff and Gunderson, 2019], which can result in poor generalization across different GNNs architecture or downstream tasks. Consequently, the focus of research has shifted towards more sophisticated and adaptable methods for graph reduction. A leading development is graph condensation (GC) (a.k.a. graph distillation). GC [Jin *et al.*, 2022b] aims to synthesize a small but highly informative graph dataset, encompassing both node attribute and topology structure, to effectively represent large original graph. Through task-driven optimization, models trained on these small condensed datasets can achieve performance comparable to those trained on the large original graphs. For instance, GCond [Jin *et al.*, 2022b] can condense the graph of Flickr dataset to just 0.1% of its original size, while some certain GNNs models trained on this small graph manage

to retain 99.8% of the original test accuracy. Given the notable efficacy of GC, it has been soon applied to a variety of applications [Gao *et al.*, 2024; Liu *et al.*, 2023b; Ding *et al.*, 2022] and has sparked a proliferation of follow-up research [Zheng *et al.*, 2023c; Xu *et al.*, 2023], further broadening the reach and deepening the impact of GC.

Although significant strides have been made to enhance the effectiveness of GC methods, as a data-centric approach, the evaluation of GC extends beyond mere effectiveness, motivating a broader exploration of additional criteria in assessing the performance of GC. One critical aspect is the condensed graph’s ability to generalize across multiple GNN architectures and various downstream tasks [Jin *et al.*, 2022b]. A GC method with robust generalization is particularly beneficial in scenarios that demand training heterogeneous models or handling diverse tasks [Yang *et al.*, 2023a]. In addition, it is essential for the condensed graph to maintain unbiased representations compared to the original graph, which is particularly crucial in fields sensitive to bias, such as human resources [Bourmpoulas *et al.*, 2023], criminal justice [Lettieri *et al.*, 2023], and financial services [Wang *et al.*, 2021]. Beyond these considerations, the scalability of GC also emerges as a key factor in practical applications [Gao *et al.*, 2023b]. An efficient GC method enables rapid adaption in life-long graph learning scenarios, effectively handling the continuous growth and dynamic changes of graph data. These criteria play a pivotal role in the evaluation of GC and simultaneously serve as guiding principles for research motivations. Thus, we categorize methods based on these criteria as shown in Figure 1, to provide a structured taxonomy for a comprehensive field survey. This taxonomy can help researchers in comprehensively understanding the diverse motivations driving GC methods, thereby facilitating a clearer path toward achieving their specific objectives.

While recent surveys on related topics including dataset distillation [Geng *et al.*, 2023; Yu *et al.*, 2023b; Sachdeva and McAuley, 2023; Lei and Tao, 2024], data-centric graph learning [Yang *et al.*, 2023b; Zheng *et al.*, 2023b; Shabani *et al.*, 2024], as well as graph neural network acceleration [Zhang *et al.*, 2023] have touched upon GC, they summarize GC as a peripheral application or future direction, lacking systematic updates on the latest research and a holistic view. Moreover, existing dataset distillation surveys focus on detailed optimization strategies, missing high-level perspectives and design objectives analysis. This hinders researchers from understanding novel GC for varying contexts. Recognizing the rapid evolution and growing significance of GC, there is an urgent need for a systematic survey that encapsulates the latest advancements and motivations behind methodological designs. In summary, our contributions are as follows:

- We introduces a systematic taxonomy for GC, categorizing existing methods into four distinct groups based on key criteria: effectiveness, generalization, fairness, and efficiency. This taxonomy not only structures existing knowledge, but captures the underlying motivations driving GC research.
- We provide a comprehensive and up-to-date review of the latest advancements in GC. Additionally, we delve into two fundamental aspects: the optimization strategies and

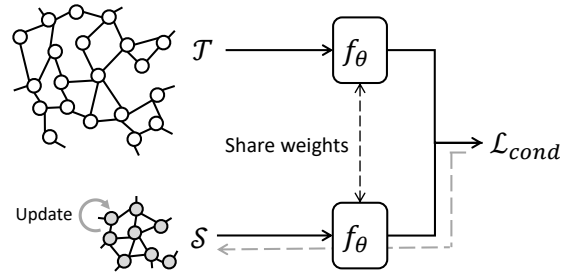


Figure 2: Graph condensation procedure. The original graph and condensed graph are encoded by relay model f_θ and the condensed graph is optimized according to \mathcal{L}_{cond} .

condensed graph generation, facilitating an in-depth understanding of GC techniques.

- We discuss a variety of practical GC applications and shed light on current challenges and future directions in this field. This discussion aims to guide researchers who are seeking to advance GC further.

The structure of this survey is outlined as follows: Section 2 delves into the definition, design criteria, and taxonomy of GC. Following this, Section 3 discusses the optimization strategies employed in GC methods. Section 4 provides a thorough investigation of each category of GC, as aligned with our taxonomy. In Section 5, we extensively discuss the methods involved in condensed graph generation. Section 6 is dedicated to summarizing the various applications of GC. Finally, we present the challenges and future directions in this field in Section 7.

2 Definition and Taxonomy

2.1 Problem Definition

Given a graph dataset $\mathcal{T} = (\mathcal{V}, \mathcal{E})$ with $|\mathcal{V}| = N$ nodes and $|\mathcal{E}| = M$ edges, its adjacency matrix, node feature matrix and task specific label are denoted as \mathbf{A} , \mathbf{X} and \mathbf{Y} , respectively¹. Graph condensation aims to create a small condensed graph dataset $\mathcal{S} = (\mathcal{V}', \mathcal{E}')$ with $|\mathcal{V}'| = N'$ and $N' \ll N$. Its adjacency matrix, node feature matrix and task specific label are denoted as \mathbf{A}' , \mathbf{X}' and \mathbf{Y}' , respectively. To facilitate the connection between the original graph \mathcal{T} and the condensed graph \mathcal{S} , a relay graph model $f_\theta(\cdot)$, parameterized by θ , is employed in the optimization process for encoding both graphs as shown in Figure 2. Then, the graph condensation is formulated as:

$$\mathcal{S} = \arg \min_{\mathcal{S}} \mathcal{L}_{cond}(f_\theta(\mathcal{T}, \mathcal{S})), \quad (1)$$

where \mathcal{L}_{cond} is the optimization objective for graph condensation, which varies in format and will be elaborated upon in Section 3.

2.2 Criteria for Graph Condensation

While the accuracy of a specific GNN model, trained on the condensed graph and evaluated with the original graph,

¹We unify definitions for node-level and graph-level graph datasets.

is considered the most important metric for evaluating a GC method, there are other criteria that merit consideration. Specifically, we summarize the key criteria of GC as follows:

- **Effectiveness** assesses the accuracy of models trained on condensed graphs at various compression rates, using a specified GNN architecture [Jin *et al.*, 2022b]. It measures the extent to which the condensed graph preserves the essential characteristics of the original graph.
- **Generalization** measures the overall accuracy of different GNN architectures trained on the condensed graph across various downstream tasks [Yang *et al.*, 2023a]. It reflects the condensed graph’s adaptability and utility in diverse contexts.
- **Fairness** evaluates the disparity in fairness between models trained on condensed graphs and those trained on original graphs [Feng *et al.*, 2023], aiming to prevent bias amplification in the condensed graph and ensure equitable model performance.
- **Efficiency** assesses the time required to learn a condensed graph [Jin *et al.*, 2022a], focusing on the speed of condensed graph generation and the method’s feasibility for time-sensitive scenarios.

Given these criterion, an ideal GC method should generate a high-quality condensed graph dataset, enabling models with different GNN architectures to achieve results comparable and unbiased to those obtained on the original graph on a wide range of downstream tasks.

2.3 Taxonomy

The above criteria not only serve as the indicators of GC’s utility, but also act as the objectives that steer extensive research efforts in this field. To streamline the understanding of GC, we class GC methods into four categories which align with the above criteria: effective GC, generalized GC, fair GC, and efficient GC, as shown in Figure 1.

In addition to our proposed taxonomy, we also provide a detailed summary of GC methods, highlighting their distinct characteristics, in Table 1. This table offers a comprehensive comparison across several dimensions, including motivation, optimization strategy, condensed graph generation method, and downstream tasks.

Effective Graph Condensation

The primary objective of GC focuses on optimizing the task-specific quality of the condensed graph. As illustrated in Figure 3, the condensed graph produced by effective GC methods enables GNNs to achieve performance that closely approximates those trained on the original graph, especially in targeted downstream tasks. Consequently, advanced effective GC significantly enhances the feasibility of using condensed graphs as substitutes. To systematically study these methods, we further divide this category into two distinct classes: optimization-driven methods and module-enhanced methods, providing a clearer and more detailed exploration of effective GC methodology.

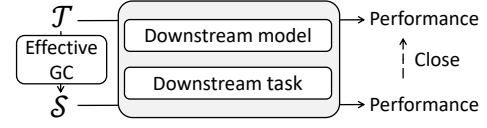


Figure 3: Effective graph condensation (GC). The condensed graph enables GNNs to be trained with performance comparable to GNNs trained on the original graph.

Generalized Graph Condensation

The objective of GC extends beyond merely training specific models for designated tasks. It also involves enabling the application of various models across a spectrum of tasks, as depicted in Figure 4. A condensed graph with robust generalization capabilities avoids repeated generation of task-specific or model-specific condensed graphs, thereby significantly enhancing its utility in various applications, such as neural architecture search, hyper-parameter optimization, and multi-task learning. The primary challenge of generalization is to minimize the loss of information in both the structural and feature representations during condensation. Consequently, we study existing generalized GC from two primary aspects: advanced relay model for better information preservation and regularization technique to compensate information loss during condensation.

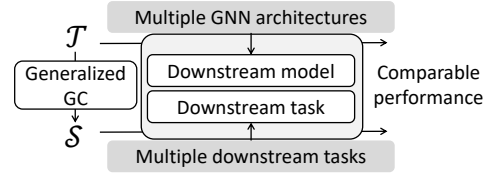


Figure 4: Generalized graph condensation (GC). The condensed graph facilitates the training of various GNN architectures and supports various downstream tasks.

Fair Graph Condensation

Balancing information during the condensation process represents a pivotal challenge in the domain of GC. The intensive compression of GC often leads to an amplification of data biases within the condensed graphs. Consequently, GNNs trained on such condensed graphs exhibiting more pronounced fairness issues compared to those trained on original graphs. In response to this, fair GC methods constrain the condensation procedure to mitigate bias in the condensed graph as shown in Figure 5. The approaches to improving fairness in GC encompass two key ideas. The first idea is to integrate the fairness-enhancing regularization into the GC objective function, effectively guiding the optimization process toward fairer outcomes. The second idea is the development of novel modules within the relay model, promoting unbiased representations in the condensed graphs.

Efficient Graph Condensation

An efficient condensing procedure is essential for rapid adaptation in life-long graph learning scenarios. However, GC often suffers from sophisticated optimization process and slow convergence, resulting in a time-consuming condensing procedure. This particularly deteriorates in life-long learning contexts, where regular updates to the condensed graph

Table 1: Summary of existing graph condensation research, organized chronologically by publication date. In optimization strategy: “GM” represents gradient matching, “DM” refers to distribution matching, “TM” is short for trajectory matching and “KRR” is kernel ridge regression. In relay model: “GNN” is graph neural network, “GNTK” refers to graph neural tangent kernel and “SD” is short for spectral decomposition. In downstream task: “NC” represents node classification, “GC” refers to graph classification, “AD” is anomaly detection and “LP” is short for link prediction.

Method	Motivation	Input	Optimization strategy			Output		Downstream task	Enhanced module
		Pre-processing	Objective	Relay model	Bi-level	Structure construction	Sparsification		
GCond [Jin <i>et al.</i> , 2022b]	Effectiveness		GM	GNN	✓	Generative model	Threshold	NC	N/A
DosCond [Jin <i>et al.</i> , 2022a]	Efficiency		GM	GNN		Parameterization	Gumbel softmax	GC	Optimization
GCDM [Liu <i>et al.</i> , 2022]	Efficiency		DM	GNN	✓	Generative model	Threshold	NC	Objective
HCDC [Ding <i>et al.</i> , 2022]	Application		GM	GNN	✓	Generative model	Threshold	NC	Condensed graph
MSGC [Gao and Wu, 2023]	Effectiveness	✓	GM	GNN	✓	Pre-defined structure	N/A	NC	Condensed graph
SGDD [Yang <i>et al.</i> , 2023a]	Generalization	✓	GM	GNN	✓	Generative model	Regularization	NC, AD, LP	Objective
SFGC [Zheng <i>et al.</i> , 2023c]	Effectiveness	✓	TM	GNN		Pre-defined structure	N/A	NC	Objective
FGD [Feng <i>et al.</i> , 2023]	Fairness		GM	GNN	✓	Generative model	Threshold	NC	Objective
GCARE [Mao <i>et al.</i> , 2023]	Fairness		GM	GNN	✓	Generative model	Threshold	NC	Relay model
MConc [Gao <i>et al.</i> , 2024]	Application		GM	GNN	✓	Generative model	Threshold	NC	Objective
KIDD [Xu <i>et al.</i> , 2023]	Efficiency	✓	KRR	GNTK		Parameterization	Gumbel softmax	GC	Relay model
CaT [Liu <i>et al.</i> , 2023b]	Application		DM	GNN		Pre-defined structure	N/A	NC	Optimization
CTRL [Anonymous, 2023]	Effectiveness		GM	GNN	✓	Generative model	Threshold	NC, GC	Objective
FedGKD [Pan <i>et al.</i> , 2023]	Application		N/A	GNN		Generative model	Gumbel softmax	NC	Condensed graph
GCEM [Liu <i>et al.</i> , 2023a]	Generalization	✓	DM	SD		Parameterization	N/A	NC	Relay model
GC-SNTK [Wang <i>et al.</i> , 2023]	Efficiency		KRR	GNTK		Parameterization	N/A	NC	Relay model
GroC [Li <i>et al.</i> , 2023]	Effectiveness		GM	GNN	✓	Generative model	Threshold	NC, GC	Objective
PUMA [Liu <i>et al.</i> , 2023c]	Application	✓	DM	GNN		Pre-defined structure	N/A	NC	Objective

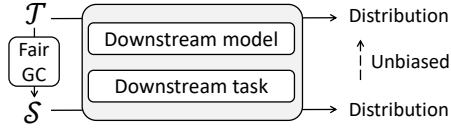


Figure 5: Fair graph condensation (GC) ensures that GNNs trained on condensed graphs produce results unbiased relative to those from GNNs trained on the original graph.

dataset are a common requirement, as depicted in Figure 6. To address these challenges, efficient GC methods have been developed to accelerate the condensation process across all components within GC. To thoroughly explore the mechanisms underlying efficient GC, we break down the conventional GC procedure into three stages: graph encoding, optimization, and graph generation. These components align with the input, processing, and output stages of GC, respectively. By enhancing the efficiency of each stage, efficient GC methods significantly reduce the time required for the entire GC process.

3 Optimization Strategies

As we delve deeper into the intricacies of GC, it is crucial to examine the optimization strategies that form a core module within the GC framework. We hereby introduce the various optimization strategies employed in GC, offering a high-level perspective on the condensation procedure. Our discussion commences with the foundational principle of optimization objective (Eq. (3)), then move onto detailed optimization strategies (Eq. (4)-(8)).

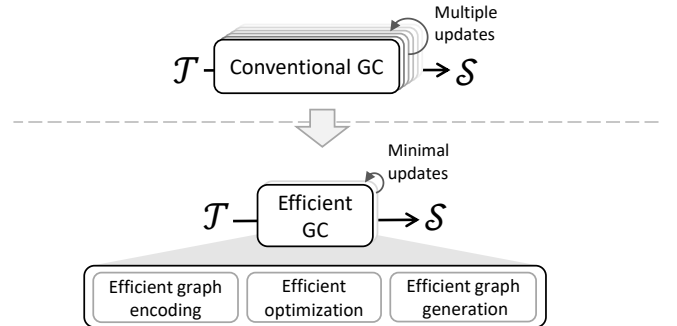


Figure 6: Efficient graph condensation (GC) contributes to accelerating the condensation procedure.

The foundational principle of the optimization strategies posits that the performance of a model trained on the condensed data should align with that of a model trained on the original data. To this end, we initially define the loss for data \mathcal{T} and \mathcal{S} in relation to the parameter θ of the relay model as:

$$\begin{aligned}\mathcal{L}^{\mathcal{T}}(\theta) &= \ell(f_{\theta}(\mathcal{T}), \mathbf{Y}), \\ \mathcal{L}^{\mathcal{S}}(\theta) &= \ell(f_{\theta}(\mathcal{S}), \mathbf{Y}'),\end{aligned}\quad (2)$$

where ℓ is the task-specific objective such as cross-entropy. Then the objective of GC can be formulated as the following bi-level problem:

$$\min_{\mathcal{S}} \mathcal{L}^{\mathcal{T}}(\theta^{\mathcal{S}}) \quad \text{s.t.} \quad \theta^{\mathcal{S}} = \arg \min_{\theta} \mathcal{L}^{\mathcal{S}}(\theta), \quad (3)$$

where the inner loop optimizes the parameter θ of relay model on the condensed data until convergence, and the outer loop

subsequently optimizes the condensed data \mathcal{S} . Addressing the above objective necessitates the incorporation of the task-specific objective ℓ and entails resolving a nested loop optimization, which includes unrolling the entire training trajectory of the relay model optimization. This process can be prohibitively expensive. To alleviate the complexity of the optimization process, various approximation methods have been proposed, including gradient matching, trajectory matching, kernel ridge regression and distribution matching.

Gradient matching. Gradient matching is initially proposed by [Zhao *et al.*, 2020] and formulates the condensation objective in Eq. (3) as matching the optimized parameters of the models trained on two datasets:

$$\min_{\theta_0 \sim \Theta} [\mathcal{D}(\theta^{\mathcal{T}}, \theta^{\mathcal{S}})], \quad (4)$$

where θ_0 is the initialization of $\theta^{\mathcal{T}}$ and $\theta^{\mathcal{S}}$. Θ is a specific distribution for relay model initialization. The expectation on θ_0 aims to improve the robustness of \mathcal{S} to different parameter initialization [Lei and Tao, 2024]. $\mathcal{D}(\cdot, \cdot)$ is a function measuring the distance between the gradients w.r.t. $\theta^{\mathcal{T}}$ and $\theta^{\mathcal{S}}$. The bi-level objective in Eq. (3) is approximated by matching the model gradients at each training step t . In this way, the training trajectory on condensed data can mimic that on the original data, i.e., the models trained on these two datasets converge to the similar solutions. The optimization objective \mathcal{L}_{cond} in Eq. (1) is defined as:

$$\mathcal{L}_{cond} = \mathbb{E}_{\theta_0 \sim \Theta} \left[\sum_{t=1}^T \mathcal{D}(\nabla_{\theta} \mathcal{L}^{\mathcal{T}}(\theta_t), \nabla_{\theta} \mathcal{L}^{\mathcal{S}}(\theta_t)) \right] \quad (5)$$

s.t. $\theta_{t+1} = \text{opt}(\mathcal{L}^{\mathcal{S}}(\theta_t))$,

where $\text{opt}(\cdot)$ is the model parameter optimizer and the parameter of relay model is updated only on \mathcal{S} .

Trajectory matching. Gradient matching primarily aligns single-step gradients, yet it may accumulate errors when the relay model is iteratively updated using condensed data across multiple steps. To mitigate this problem, [Cazenavette *et al.*, 2022] propose a multi-step matching approach to approximate Eq. (4) and known as trajectory matching.

Trajectory matching trains two separate relay models on condensed data and original data, respectively. These two relay models are trained for distinct steps starting from a same initialization θ'_t , which is sampled from the original data training checkpoints Θ' . Then, trajectory matching aims to minimize the discrepancy between the final points of these two training trajectories:

$$\mathcal{L}_{cond} = \mathbb{E}_{\theta'_t \sim \Theta'} [\mathcal{D}(\theta_{t+k}^{\mathcal{T}}, \theta_{t+l}^{\mathcal{S}})]$$

s.t. $\theta_{t+1}^{\mathcal{T}} = \text{opt}(\mathcal{L}^{\mathcal{T}}(\theta_t^{\mathcal{T}}))$, (6)

$\theta_{t+1}^{\mathcal{S}} = \text{opt}(\mathcal{L}^{\mathcal{S}}(\theta_t^{\mathcal{S}}))$,

where k and l are hyper-parameters controlling the update steps. $\theta_t^{\mathcal{S}}$ and $\theta_t^{\mathcal{T}}$ denote the parameters of relay models trained on \mathcal{T} and \mathcal{S} at step t respectively. Although trajectory matching introduces a tri-level optimization process, the training phase on the original data can be pre-processed. Consequently, the online condensation procedure remains a bi-level optimization process.

Kernel ridge regression. Gradient matching and trajectory matching approximately optimize the objective Eq. (4) by matching one-step gradient or multi-step trajectory. However, these inexact solutions can hardly lead to the optimal condensed graph. To bridge this gap, [Nguyen *et al.*, 2020] transform the original task into a regression problem by substituting the neural network with kernel ridge regression (KRR). This approach enables the direct resolution of the constraint in Eq. (3) using a closed-form solution. Consequently, the complex nested optimization is simplified into a first-order process by considering the condensed data as the support set and the original data as the target set. The optimization problem described in Eq. (3) is reformulated into a regression task:

$$\mathcal{L}_{cond} = \frac{1}{2} \|\mathbf{Y} - K_{\mathcal{T}\mathcal{S}} (K_{\mathcal{S}\mathcal{S}} + \lambda I)^{-1} \mathbf{Y}'\|^2, \quad (7)$$

where $K_{\mathcal{T}\mathcal{S}}$ is the kernel matrix of \mathcal{T} and \mathcal{S} , and $K_{\mathcal{S}\mathcal{S}}$ is the kernel matrix of \mathcal{S} . It is important to note that matrix inversion is solely dependent on the number of condensed samples, making it computationally efficient.

Distribution matching. All aforementioned optimization strategies stem from the objective of aligning model performance as outlined in Eq. (3), inevitably coupling the relay model with the optimization process. To avoid this issue, [Zhao and Bilen, 2023] propose an alternative optimization approach known as distribution matching, which focuses on matching the feature distributions of condensed and original data. The objective of distribution matching is to generate condensed data with a feature distribution closely approximating that of the original data. Accordingly, the optimization objective of distribution matching is formulated as:

$$\mathcal{L}_{cond} = \mathbb{E}_{\theta_0 \sim \Theta} [\mathcal{D}(f_{\theta}(\mathcal{T}), f_{\theta}(\mathcal{S}))]. \quad (8)$$

To address the inconsistency in sample quantities between original and condensed dataset, the distance function $\mathcal{D}(\cdot, \cdot)$ is specifically designed for class-wise comparison. Moreover, distribution matching eliminates the requirement for the task-specific objective in Eq. (2), thereby enhancing the efficiency of the condensation process.

4 Graph Condensation Methods

In this section, we dive into the specifics of GC and conduct a systematic analysis of four distinct GC methodologies: effective GC, generalized GC, fair GC, and efficient GC, exploring the techniques employed to achieve their respective objectives.

4.1 Effective Graph Condensation

As mentioned in Section 2, we further divide effective GC methods into two categories according to the enhanced components within GC framework, including optimization-driven methods and module-enhanced methods.

Optimization-Driven Methods

Designing more advanced optimization strategies is often considered the critical driving force to achieve effective GC, thus steering many studies in this field. The first GC method

[Jin *et al.*, 2022b] employs the gradient matching as the optimization strategy. However, the limitations associated with single-step gradient alignment constrain the overall performance of GC. Therefore, the follow-up studies are proposed to explore and enhance the optimization process. For example, CTRL [Anonymous, 2023] argues that the distance measurement in gradient matching is coarse, which relies on cosine similarity and solely focuses on the directional aspect of gradients. This fails to adequately capture the vector characteristics of gradients, thereby introducing biases in the gradient matching process. Therefore, CTRL proposes to refine the matching objective by adding the magnitudes distance. Furthermore, CTRL empirically discovers that gradient magnitude matching not only explicitly accounts for the vector properties of gradients, but also implicitly benefits the alignment of frequency distributions between condensed and original graphs. This provides another compelling rationale for the performance improvement.

Despite the improvements from fine-grained gradient matching, CTRL is still focuses on short-range matching. This leads to the short-sight issue and fails to capture the holistic GNN learning behaviors, potentially compromising the quality of condensed graphs. To address this limitation, SFGC [Zheng *et al.*, 2023c] introduces trajectory matching in GC and proposes to align the long-term GNN learning behaviors between the original graph and condensed graph. As a result, it enables a more comprehensive and efficient knowledge transfer to the condensed graph.

Beyond aligning gradients or trajectories during model training, kernel ridge regression is employed for precise solutions in bi-level optimization objectives. For instance, GC-SNTK [Wang *et al.*, 2023] discards the GNN and employ the kernel ridge regression, incorporating graph neural tangent kernels [Du *et al.*, 2019] as the relay model. This modification not only facilitates the first-order optimization of the condensed graph, but also eliminates the requirement for multiple initializations of relay GNN, resulting in a more stable condensation procedure. KIDD [Xu *et al.*, 2023] employs kernel ridge regression for graph classification tasks and further improves the method by removing the non-linear activation in graph neural tangent kernels. This approach not only simplifies the matrix multiplications in the iterative updates of condensed graphs but also leads to substantial improvements in model accuracy compared to the gradient matching method.

Module-Enhanced Methods

Optimization-driven methods enhance the effectiveness of GC by emphasizing the optimization procedure. In contrast, other studies improve the performance by augmenting the other modules within the GC framework.

As a representative method in this category, MSGC [Gao and Wu, 2023] improves the GC from graph structure construction. Unlike many GC approaches which synthesize a single dense adjacency matrix, MSGC instead pre-defines multiple small-scale sparse graphs. These pre-defined structures allow each condensed node encompasses distinct neighborhoods. The variation in structure enables GNNs to capture a broader information, leading to diverse node embeddings and enhanced performance. PUMA [Liu *et al.*, 2023c]

emphasises the significance of label quantity in GC and improves the condensation quality by incorporating pseudo labels from the original graph. The inclusion of additional supervision signals enhances class representation and ensures more accurate information preservation in the condensed graph. Moreover, GroC [Li *et al.*, 2023] designs a perturbation module in the process of generating condensed graphs. This module maximizes the distance between the condensed graph and the original graph by selectively perturbing the condensed graph that are insufficiently informative. By utilizing adversarial training technique, these perturbations are capable of exploring the neighborhood areas within the parameter space of the condensed graph and significantly enhancing the gradient matching process.

4.2 Generalized Graph Condensation

The essence of generalization lies in preserving crucial task-related information while mitigating bias injection into the condensed graph. Nevertheless, some GNN relay models, employed for encoding both structure and attribute information, inevitably result in a loss of structural information and create an entanglement between the condensed graph and the relay model. These issues significantly affect the generalization ability to unseen models and tasks. To explore the cause, GCEM [Liu *et al.*, 2023a] conducts an investigation across various GNN architectures, including different spatial and spectral GNNs. They find that the performance gap increases when the relay model and downstream model have different architectures. This is due to that distinct spectral preferences of GNNs have varying impacts on the significance of different graph eigenvectors [Bo *et al.*, 2023; Zhu *et al.*, 2021], consequently leading to alterations in node features. For instance, if a GNN functions primarily as a low-pass filter, it will prioritize low-frequency information in node features, overlooking the full spectrum. The loss of high-frequency information will compromise the high-pass filter GNNs’ performance.

To address this issue, generalized GC methods are developed from the spectral perspective. For example, GCEM [Liu *et al.*, 2023a] circumvents the conventional relay GNN and directly generates the eigenbasis for the condensed graph, thereby eliminating the spectrum bias inherent in relay GNNs. To address the inconsistencies in eigenvector quantity and dimension, GCEM aligns the condensed eigenvectors with the selected eigenvectors of the original graph and matches the class features in the subspace defined by these eigenvectors.

Apart from leveraging the advanced relay model, SGDD [Yang *et al.*, 2023a] employs the Laplacian energy distribution (LED) to analyze the structural properties of the graph, quantifying the spectral shift between condensed and original graphs. A substantial LED shift suggests that crucial structural information from the original graph is lost, diminishing the generalization capabilities of the condensed graph. Therefore, SGDD leverages the LED as a structural shift metric and designs an additional regularization to enhance the structure of the condensed graph. This regularization aligns the LED between the original graph and the condensed graph, facilitating the broadcast of structural information. By pre-

serving crucial structural information, SGDD effectively reduces the performance discrepancies observed across different GNN architectures and various tasks, e.g. node classification, anomaly detection and link prediction.

4.3 Fair Graph Condensation

GC can effectively capture the essential task-specific characteristics of the original graph by exclusively optimizing for task performance. However, this task-centric optimization approach may introduce fairness concerns, primarily attributed to the indiscriminate transmission of information into the condensed graph. Especially in scenarios with intensive compression rates, GC tends to amplify biases as it prioritizes the preservation of predominant and representative information. Consequently, GNNs trained on condensed graphs exhibit more severe fairness issues than those trained on original graphs [Feng *et al.*, 2023; Mao *et al.*, 2023], which challenges the applicability of GC in high-stake applications [Mehrabi *et al.*, 2021; Feng *et al.*, 2023].

To mitigate bias in condensed graphs, FGD [Feng *et al.*, 2023] initially investigates the relationship between the feature spaces of original graph and condensed graph, and constructs an estimator for sensitive attributes. Following this, the variance of the estimated sensitive group membership is employed as the bias measurement and integrated as the regularization to facilitate the unbiased condensed graph. Moreover, GCARE [Mao *et al.*, 2023] directly constrains the condensation process with adversarial training. It additionally incorporates a discriminator into the relay model, which is designed to predict the sensitive groups of node representations. The relay model operates as a generator, generating the fair data to deceive the discriminator. Consequently, the condensation process is formulated as a min-max optimization problem, striking a balance between data generation and debiasing efforts.

4.4 Efficient Graph Condensation

The GC process requires significant computational resources. To figure out the root causes of heavy computation, we break down the GC process into three fundamental stages, including: efficient graph encoding, efficient optimization and efficient graph generation, and examine acceleration methods for each component.

Efficient Graph Encoding

In GC, the graph encoding process is executed by the relay model. Generally, relay models used in GC methods adopt either the message-passing framework or the graph neural tangent kernel framework. All these frameworks stack multiple propagation and transformation operations to aggregate and update information according to the graph structure. However, as multiple propagation processes are executed, the number of aggregated neighboring nodes increases exponentially, leading to significant computational demands.

To mitigate the expensive computation resulting from propagation, some GC methods borrow the idea from SGC [Wu *et al.*, 2019] and remove the non-linear transformation layers between aggregation layers in the relay model. For example, Gcond [Jin *et al.*, 2022b] and PUMA [Liu *et al.*,

2023c] utilize SGC to encode the original graph. KIDD [Xu *et al.*, 2023] simplifies the graph neural tangent kernel by removing non-linear activation at certain layers. By this means, the propagation of these methods can be pre-computed in the pre-processing stage and only needs to be executed once. Instead of performing propagation during each training epoch, the online time complexity of GC is significantly reduced than utilizing other relay models.

Efficient Optimization

In GC, the optimization procedure often requires numerous iterations to update the relay model before optimizing the condensed graph, leading to considerable computation.

To mitigate this problem, DosCond [Jin *et al.*, 2022a] proposes the one-step gradient matching strategy which discards the relay model update and only performs gradient matching for one single step. The theoretical analysis posits that minimizing the one-step matching loss serves a dual purpose: it not only directs the learning process of condensed graphs towards lower losses on original graphs but also delineates the trajectory for updating the condensed data. Moreover, one-step matching eliminates the need for hyper-parameter tuning, such as the number of iterations of bi-level optimization, further simplifying the condensation process.

Instead of matching gradients, distribution matching methods change the optimization strategy towards approximating original graph in the feature space. This approach leads to a shift in the role of the relay model within GC. It transitions from aligning task performances to transforming both original and condensed graphs into a unified space for distribution alignment. Consequently, distribution matching obviates the need to compute the gradients and trajectories w.r.t. parameters of the relay model in each training iteration, leading to a substantial reduction in computational complexity. Specifically, GCDM [Liu *et al.*, 2022], CaT [Liu *et al.*, 2023b], PUMA [Liu *et al.*, 2023c] and GCEM [Liu *et al.*, 2023a] compute node distributions for both original and condensed graphs in the same feature space and employ the maximum mean discrepancy [Gretton *et al.*, 2012] between each pair of class distributions as the optimization objective.

Another research line to avoid the bi-level optimization is kernel ridge regression-based methods [Xu *et al.*, 2023; Wang *et al.*, 2023]. These methods reformulate the classification task as a kernel ridge regression task and incorporate the graph neural tangent kernel within kernel ridge regression to encode the original graph. Kernel ridge regression provides an efficient closed-form solution, dispensing with the necessity for iterative computations in updating the relay model and resulting in significantly faster convergence speeds.

Efficient Graph Generation

Condensed graph generation targets two components: the feature matrix and the adjacency matrix. Modeling these matrices typically requires two distinct optimization processes. For example, GCond [Jin *et al.*, 2022b] models the condensed structure as a function of the condensed nodes, requiring the optimization of an additional adjacency matrix generator. To simplify the optimization procedure, several studies [Jin *et al.*, 2022b; Zheng *et al.*, 2023c; Liu *et al.*, 2022;

Liu *et al.*, 2023b; Liu *et al.*, 2023c] discard the adjacency matrix and instead use an identity matrix to represent condensed structure. These structure-free GC methods implicitly encode the original graph’s topological structure into discriminative node attributes via relay GNNs and these enriched embeddings are informative to train different downstream GNNs.

5 Condensed Graph Generation

Different from traditional graph reduction methods that trim the original graph, GC focuses on creating an entirely new condensed graph. An effective graph generation method not only accelerates optimization convergence but also enhances overall performance. In this section, we discuss the condensed graph generation methods from two aspects: attribute initialization and structure construction, as shown in Fig. 7.

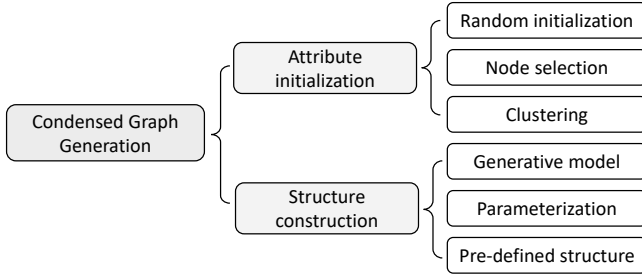


Figure 7: Condensed graph generation methods.

5.1 Attribute Initialization

Diverse initializations of the attribute matrix \mathbf{X}' can lead to varying convergence performance. To expedite the optimization process for the attribute matrix, researchers have investigated a range of initialization methods as substitutes for the conventional random initialization. For instance, GCond [Jin *et al.*, 2022b] initiates attribute matrix by randomly selecting original nodes with corresponding labels. SFGC [Zheng *et al.*, 2023c] employs the coresets method to select the most representative nodes for initialization. Besides the node selection, Mcond [Gao *et al.*, 2024] and CTRL [Anonymous, 2023] demonstrate that employing the synthetic embeddings can further enhance optimization performance. Accordingly, these methods first cluster original graph nodes based on the pre-defined compression rate, and then utilize the cluster centroids as the initialization of attribute matrix.

5.2 Structure Construction

The adjacency matrix \mathbf{A}' of the condensed graph reflects relationships among condensed nodes and preserves the topological information of the original graph. The construction method of adjacency matrix affects its characteristics, such as homophily, spectral properties, and sparsity, which in turn impact overall performance. Current studies employ three kinds of strategies for generating adjacency matrices: generative model, parameterization, and predefined structure.

Generative model. A straightforward generation method involves employing the generative model to construct adjacency matrix explicitly. For example, SGDD [Yang *et al.*,

2023a] utilizes noise, along with the attributes and labels of the condensed graph, as inputs to the generative model for creating the adjacency matrix. Although this method offers greater flexibility in controlling the generated structures, it suffers from the substantial modeling complexity: the number of parameters in \mathbf{A}' grows quadratically with the increase of condensed nodes.

Parameterization. To mitigate modeling complexity of graph structure, several GC methods propose to parameterize the adjacency matrix. GCond [Jin *et al.*, 2022b] constructs the adjacency matrix based on homophily and models the adjacency matrix by node similarities. This parameterization strategy is designed to investigate the correlations between pairs of condensed nodes. KIDD [Xu *et al.*, 2023] directly optimize the low-rank decomposed matrices of the adjacency matrix to speed up the convergence. To preserve the spectral characteristics, GCEM [Liu *et al.*, 2023a] decomposes the adjacency matrix into eigenbasis and constructs the condensed structure using the eigenvectors matched with the most significant eigenvectors of the original graph.

Pre-defined structure. To further simplify the modeling of condensed graph, several studies leverage predefined structure. For instance, MSGC [Gao and Wu, 2023] pre-defines multiple sparse adjacency matrices for condensed nodes. By this means, MSGC reduces the complexity of the adjacency matrix while capturing a more diverse range of structural information compared to the single dense matrix. Moreover, several GC methods have incorporated the structure-free strategy [Jin *et al.*, 2022b; Zheng *et al.*, 2023c; Liu *et al.*, 2022; Liu *et al.*, 2023b; Liu *et al.*, 2023c] by employing a fixed identity matrix as the adjacency matrix. This strategy leads to a significant simplification of the computational requirements for adjacency matrix.

Condensed Graph Sparsification

The structure construction methods typically yield dense adjacency matrices with continuous values. These dense matrices often contain small but storage-intensive values that have minimal impact on GNN aggregation performance. Moreover, certain application scenarios, such as molecular graphs, require the binary and discrete adjacency matrices for downstream tasks. Hence, it becomes essential to sparsify the generated adjacency matrices, and numerous sparsification methods have been proposed to tackle these challenges. For instance, GCond [Jin *et al.*, 2022b] utilizes the threshold to remove the entries with small values and justifies that suitable choices of threshold do not degrade performance but increase the scalability of condensed graph. SGDD [Yang *et al.*, 2023a] employs the L2 norm of the adjacency matrix as a regularization term for sparsity control. To construct binary and discrete adjacency matrices, DosCond [Jin *et al.*, 2022a] and KIDD [Xu *et al.*, 2023] model each pair of nodes as an independent Bernoulli variable. Then, the Gumbel-Max reparametrization trick [Maddison *et al.*, 2016] is utilized to address the non-differentiability challenges in the optimization procedure.

6 Applications

Due to the efficiency in training GNN models and capacity to conserve storage costs, GC contains vast application prospects and is increasingly being utilized across a variety of fields. In this section, we enumerate the diverse applications of GC, including hyperparameter/neural architecture search, graph continual learning, federated learning, inference acceleration and recommender systems.

6.1 Hyper-Parameter/Neural Architecture Search

The hyper-parameter/neural architecture search [Gao *et al.*, 2021] involves systematic experimentation with a range of hyper-parameters or architectures to identify the optimal combination for downstream task. This process typically requires the training of multiple models with varying hyper-parameters/architectures on the same dataset, incurring substantial computational costs. To mitigate the computational burden, HCDC [Ding *et al.*, 2022] introduces GC in this problem and additionally generates the synthetic validation data by matching the hyper-parameter gradients. This ensures that the performance ranking of hyper-parameters/architectures on condensed datasets is consistent with that on the original datasets. By integrating GC, HCDC significantly reduces the time required for the search process.

6.2 Graph Continual Learning

Graph continual learning [Febrinanto *et al.*, 2023] is the approach that focuses on the continuous acquisition of knowledge from the dynamic and evolving graph data. In this realm, a critical challenge is the catastrophic forgetting problem, where a model’s performance on previously learned data deteriorates significantly when trained on new data. To mitigate this issue, CaT [Liu *et al.*, 2023b] and PUMA [Liu *et al.*, 2023c] incorporate GC into the process of graph continual learning, leveraging the condensed graphs to preserve historical information within a memory bank. To maintain a balance between historical and newly incoming data, CaT strategically trains the model exclusively on the condensed graph. This method not only addresses the challenge of data imbalance in graph continual learning but also significantly enhances learning efficiency.

6.3 Federated Learning

Federated learning [Fu *et al.*, 2022] is a distributed model training framework that safeguards private data, involving multiple clients with exclusive data and a central server. In this setup, clients train local models with their unique data and then transmit the parameters to the server, which aggregates and redistributes the updated knowledge. A key challenge in federated learning is the non-i.i.d nature of client data, leading to biased local models and slow convergence, increasing the communication load between the server and clients. To address this, FedGKD [Pan *et al.*, 2023] integrates GC at the client level to efficiently extract the local task features, enhancing the similarity computation and ensuring better incorporation of local information. Combined with global aggregation, FedGKD significantly improves collaboration results in federated learning environments.

6.4 Inference Acceleration

In practical graph systems, new present nodes will be connected with existing nodes in the original graph, then the message passing process is executed to aggregate information and generate representations for inference. However, the extensive size of large original graphs poses a considerable challenge for real-time inference [Gao *et al.*, 2023b]. This difficulty primarily stems from the “neighbor explosion” problem, where the number of aggregated nodes exponentially increases with the propagation depth. To reduce the high computational demands and latency inherent in GNNs, MCond [Gao *et al.*, 2024] adopts GC and proposes to learn a mapping from original nodes to condensed nodes. This approach allows direct information propagation on the small condensed graph, resulting in a remarkable acceleration of the inference process.

6.5 Recommender Systems

Recommender systems are widely used in various industries such as e-commerce and social media, aiming to suggest relevant items or content to users. In a typical recommender system, the user-item interactions can be represented as a bipartite graph. As the number of users and items grows, this graph becomes increasingly large and complex, posing significant computational challenges. To handle this issue, Distill-CF [Sachdeva *et al.*, 2022] applies GC to recommender systems. It adopts a multi-step Gumbel sampling trick to condense the original user base into a limited number of representative users, which are then iteratively updated through distilling knowledge from the original graph. By replacing the original user-item graph with the synthesized small graph for training and inference, this method leads to more scalable and efficient recommender systems.

7 Challenges and Future Directions

Although current GC methodologies have achieved great success across various applications, GC still grapples with inherent limitations and unresolved challenges. In this section, we summarize the current challenges and identify several future research directions worth exploration.

7.1 Condensation for Diverse Graphs

As an innovative approach in graph reduction, current GC methods have predominantly focused on simple attribute graphs. However, the graph data in practical applications is far more complex, showcasing a wide spectrum of characteristics including heterophilic graphs [Zheng *et al.*, 2022], heterogeneous graphs [Gao *et al.*, 2023a], digraphs [Bang-Jensen and Gutin, 2008], and dynamic graphs [Kazemi *et al.*, 2020], etc. Each type of graph brings forth its own unique features, necessitating a deep understanding of their structures and a requirement for diverse GC strategies. Such a comprehensive grasp is not only critical for effectively managing the increasing volumes of data but also plays a key role in widening the horizons of their applications.

7.2 Task-Agnostic Graph Condensation

The optimization strategies currently employed in GC are specifically designed for the classification task, heavily relying on class labels. However, the entanglement of the GC optimization process with task-related labels can potentially hinder performance in other downstream tasks. Therefore, there is a noteworthy potential to develop generalized GC methods for diverse downstream tasks, including link prediction [Kumar *et al.*, 2020], anomaly detection [Akoglu *et al.*, 2015], graph reconstruction [Xia *et al.*, 2021], and graph generation [Zhu *et al.*, 2022], etc. Furthermore, considering the extensive time and resources required for data annotation, the development of self-supervised GC can significantly advance and expand the adaptability of GC techniques.

7.3 Efficient Evaluation for Condensed Graphs

In the realm of GC, the primary objective is to create high-quality condensed graphs. However, a systematic and well-established methodology for assessing the condensed graph quality is notably absent in the field [Zheng *et al.*, 2023c]. This gap is particularly critical given the complex optimization involved in GC. The assessment of the condensed graph quality is essential not only for monitoring the condensation progress but also for potentially streamlining the optimization through early-stop strategies. Currently, GC practices leverage the downstream GNNs performance as the indicator for assessment. However, this method adds considerable computational overhead to the GC process. Moreover, the concept of quality in condensed graphs is inherently complex, varying significantly across different applications and necessitating a multifaceted approach to evaluation. Considering these challenges, there is a pressing requirement to develop the comprehensive and efficient evaluation metrics. Such metrics would not only accelerate the condensation process but also broaden the range of GC applications.

7.4 Robust and Secure Graph Condensation

The condensation of graphs not only facilitates efficient training of GNNs but also contributes significantly to reduce the storage overhead and accelerate the data transmission. However, the robustness of highly compressed graph datasets to various security and privacy threats [Sun *et al.*, 2022] (e.g., adversarial attacks, inference breaches, and backdoor attacks) remains unknown. These threats pose significant limitations on the deployment of GC in security-sensitive sectors, including but not limited to confidential communication networks, financial systems and industrial control systems. In light of these challenges, the development of robust, privacy-preserving GC algorithms becomes imperative.

7.5 Explainable Graph Condensation

Another promising avenue for GC research is the development of explainable GC methods. Current GC techniques, while efficient in reducing graph size, often operate as a black box, offering limited insight into how condensed graphs represent the original graph data [Yuan *et al.*, 2022]. An explainable condensation can illuminate the intricate patterns within the graph, thereby enhancing user trust and acceptance. This

is particularly important in sectors like healthcare [Wang *et al.*, 2020] and finance [Wang *et al.*, 2021], where the interpretability and justification of decision-making processes are critical. Consequently, by elucidating the logic behind data transformations, explainable GC has the potential to open up new avenues for its application, establishing GC as a more reliable and transparent tool in data-centric technology fields.

8 Conclusion

This survey presents an up-to-date and comprehensive overview of GC and classifies the existing research into four distinct categories aligned with the proposed essential GC evaluation criteria. It further explores two critical components of GC: optimization strategies and condensed graph generation, facilitating a deep understanding of GC techniques. Additionally, it highlights the current challenges and emerging perspectives in GC, with the objective of inspiring and guiding future research in this evolving field. Overall, this survey seeks to serve as a beacon for researchers and practitioners, guiding them through the evolving landscape of GC and fostering advancements that could reshape the use of graph data in various practical applications.

References

- [Akoglu *et al.*, 2015] Leman Akoglu, Hanghang Tong, and Danai Koutra. Graph based anomaly detection and description: a survey. *Data mining and knowledge discovery*, 29:626–688, 2015.
- [Anonymous, 2023] Anonymous. CTRL: Graph condensation via crafting rational trajectory matching. In *Openview*, 2023.
- [Bang-Jensen and Gutin, 2008] Jørgen Bang-Jensen and Gregory Z Gutin. *Digraphs: theory, algorithms and applications*. Springer Science & Business Media, 2008.
- [Bo *et al.*, 2023] Deyu Bo, Xiao Wang, Yang Liu, Yuan Fang, Yawen Li, and Chuan Shi. A survey on spectral graph neural networks. *arXiv preprint arXiv:2302.05631*, 2023.
- [Bourmpoulas *et al.*, 2023] Stylianos Bourmpoulas, Dimitris Zeginis, and Konstantinos Tarabanis. An entity event knowledge graph for human resources management in public administration: the case of education personnel. In *2023 IEEE 25th Conference on Business Informatics (CBI)*, pages 1–8. IEEE, 2023.
- [Bravo Hermsdorff and Gunderson, 2019] Gecia Bravo Hermsdorff and Lee Gunderson. A unifying framework for spectrum-preserving graph sparsification and coarsening. *Advances in Neural Information Processing Systems*, 32, 2019.
- [Cazenavette *et al.*, 2022] George Cazenavette, Tongzhou Wang, Antonio Torralba, Alexei A Efros, and Jun-Yan Zhu. Dataset distillation by matching training trajectories. In *CVPR*, pages 4750–4759, 2022.
- [Ding *et al.*, 2022] Mucong Ding, Xiaoyu Liu, Tahseen Rabhani, Teresa Ranadive, Tai-Ching Tuan, and Furong

- Huang. Faster hyperparameter search for GNNs via calibrated dataset condensation. *arXiv*, 2022.
- [Du *et al.*, 2019] Simon S Du, Kangcheng Hou, Russ R Salakhutdinov, Barnabas Poczos, Ruosong Wang, and Keyulu Xu. Graph neural tangent kernel: Fusing graph neural networks with graph kernels. In *NeurIPS*, 2019.
- [Febrinanto *et al.*, 2023] Falih Gozi Febrinanto, Feng Xia, Kristen Moore, Chandra Thapa, and Charu Aggarwal. Graph lifelong learning: A survey. *IEEE Computational Intelligence Magazine*, 18(1):32–51, 2023.
- [Feng *et al.*, 2023] Qizhang Feng, Zhimeng Jiang, Ruiquan Li, Yicheng Wang, Na Zou, Jiang Bian, and Xia Hu. Fair graph distillation. In *NeurIPS*, 2023.
- [Fu *et al.*, 2022] Xingbo Fu, Binchi Zhang, Yushun Dong, Chen Chen, and Jundong Li. Federated graph machine learning: A survey of concepts, techniques, and applications. *ACM SIGKDD Explorations Newsletter*, 24(2):32–47, 2022.
- [Gao and Wu, 2023] Jian Gao and Jianshe Wu. Multiple sparse graphs condensation. *Knowledge-Based Systems*, 2023.
- [Gao *et al.*, 2021] Yang Gao, Hong Yang, Peng Zhang, Chuan Zhou, and Yue Hu. Graph neural architecture search. In *International joint conference on artificial intelligence*. International Joint Conference on Artificial Intelligence, 2021.
- [Gao *et al.*, 2023a] Xinyi Gao, Wentao Zhang, Tong Chen, Junliang Yu, Hung Quoc Viet Nguyen, and Hongzhi Yin. Semantic-aware node synthesis for imbalanced heterogeneous information networks. In *Proceedings of the 32nd ACM International Conference on Information and Knowledge Management*, pages 545–555, 2023.
- [Gao *et al.*, 2023b] Xinyi Gao, Wentao Zhang, Junliang Yu, Yingxia Shao, Quoc Viet Hung Nguyen, Bin Cui, and Hongzhi Yin. Accelerating scalable graph neural network inference with node-adaptive propagation. *arXiv preprint arXiv:2310.10998*, 2023.
- [Gao *et al.*, 2024] Xinyi Gao, Tong Chen, Yilong Zang, Wentao Zhang, Quoc Viet Hung Nguyen, Kai Zheng, and Hongzhi Yin. Graph condensation for inductive node representation learning. In *ICDE*, 2024.
- [Geng *et al.*, 2023] Jiahui Geng, Zongxiong Chen, Yuandou Wang, Herbert Woiseschlaeger, Sonja Schimmler, Ruben Mayer, Zhiming Zhao, and Chunming Rong. A survey on dataset distillation: Approaches, applications and future directions. In *IJCAI*, 2023.
- [Gretton *et al.*, 2012] Arthur Gretton, Karsten M Borgwardt, Malte J Rasch, Bernhard Schölkopf, and Alexander Smola. A kernel two-sample test. *JMLR*, 2012.
- [Guo *et al.*, 2022] Zhichun Guo, Kehan Guo, Bozhao Nan, Yijun Tian, Roshni G Iyer, Yihong Ma, Olaf Wiest, Xiangliang Zhang, Wei Wang, Chuxu Zhang, et al. Graph-based molecular representation learning. *arXiv preprint arXiv:2207.04869*, 2022.
- [Hamilton *et al.*, 2017] William L. Hamilton, Zhitao Ying, and Jure Leskovec. Inductive representation learning on large graphs. In *Advances in Neural Information Processing Systems 30: Annual Conference on Neural Information Processing Systems 2017, December 4-9, 2017, Long Beach, CA, USA*, pages 1024–1034, 2017.
- [Jin *et al.*, 2022a] Wei Jin, Xianfeng Tang, Haoming Jiang, Zheng Li, Danqing Zhang, Jiliang Tang, and Bing Yin. Condensing graphs via one-step gradient matching. In *SIGKDD*, 2022.
- [Jin *et al.*, 2022b] Wei Jin, Lingxiao Zhao, Shichang Zhang, Yozen Liu, Jiliang Tang, and Neil Shah. Graph condensation for graph neural networks. In *ICLR*, 2022.
- [Jung *et al.*, 2012] Kyomin Jung, Wooram Heo, and Wei Chen. Irie: Scalable and robust influence maximization in social networks. In *2012 IEEE 12th International Conference on Data Mining*, pages 918–923. IEEE, 2012.
- [Kazemi *et al.*, 2020] Seyed Mehran Kazemi, Rishab Goel, Kshitij Jain, Ivan Kobyzev, Akshay Sethi, Peter Forsyth, and Pascal Poupart. Representation learning for dynamic graphs: A survey. *The Journal of Machine Learning Research*, 21(1):2648–2720, 2020.
- [Kumar *et al.*, 2020] Ajay Kumar, Shashank Sheshar Singh, Kuldeep Singh, and Bhaskar Biswas. Link prediction techniques, applications, and performance: A survey. *Physica A: Statistical Mechanics and its Applications*, 553:124289, 2020.
- [Lei and Tao, 2024] Shiye Lei and Dacheng Tao. A comprehensive survey of dataset distillation. *TPAMI*, 2024.
- [Lettieri *et al.*, 2023] Nicola Lettieri, Alfonso Guarino, Delina Malandrino, and Rocco Zaccagnino. Knowledge mining and social dangerousness assessment in criminal justice: metaheuristic integration of machine learning and graph-based inference. *Artificial Intelligence and Law*, 31(4):653–702, 2023.
- [Li *et al.*, 2018] Yuchen Li, Ju Fan, Yanhao Wang, and Kian-Lee Tan. Influence maximization on social graphs: A survey. *IEEE Transactions on Knowledge and Data Engineering*, 30(10):1852–1872, 2018.
- [Li *et al.*, 2023] Xinglin Li, Kun Wang, Hanhui Deng, Yuxuan Liang, and Di Wu. Attend who is weak: Enhancing graph condensation via cross-free adversarial training. *arXiv*, 2023.
- [Liu *et al.*, 2022] Mengyang Liu, Shanchuan Li, Xinshi Chen, and Le Song. Graph condensation via receptive field distribution matching. *arXiv*, 2022.
- [Liu *et al.*, 2023a] Yang Liu, Deyu Bo, and Chuan Shi. Graph condensation via eigenbasis matching. *arXiv*, 2023.
- [Liu *et al.*, 2023b] Yilun Liu, Ruihong Qiu, and Zi Huang. CaT: Balanced continual graph learning with graph condensation. In *ICDM*, 2023.
- [Liu *et al.*, 2023c] Yilun Liu, Ruihong Qiu, Yanran Tang, Hongzhi Yin, and Zi Huang. PUMA: Efficient continual graph learning with graph condensation. *arXiv*, 2023.

- [Loukas and Vndergheynst, 2018] Andreas Loukas and Pierre Vndergheynst. Spectrally approximating large graphs with smaller graphs. In *Proceedings of the 35th International Conference on Machine Learning, ICML 2018*, 2018.
- [Maddison *et al.*, 2016] Chris J Maddison, Andriy Mnih, and Yee Whye Teh. The concrete distribution: A continuous relaxation of discrete random variables. In *ICLR*, 2016.
- [Mao *et al.*, 2023] Runze Mao, Wenqi Fan, and Qing Li. GCARe: Mitigating subgroup unfairness in graph condensation through adversarial regularization. *Applied Sciences*, 2023.
- [Mehrabi *et al.*, 2021] Ninareh Mehrabi, Fred Morstatter, Nripsuta Saxena, Kristina Lerman, and Aram Galstyan. A survey on bias and fairness in machine learning. *ACM computing surveys (CSUR)*, 2021.
- [Nguyen *et al.*, 2020] Timothy Nguyen, Zhourong Chen, and Jaehoon Lee. Dataset meta-learning from kernel ridge-regression. In *ICLR*, 2020.
- [Oloulade *et al.*, 2021] Babatounde Moctard Oloulade, Jianliang Gao, Jiamin Chen, Tengfei Lyu, and Raed Al-Sabri. Graph neural architecture search: A survey. *Tsinghua Science and Technology*, 27(4):692–708, 2021.
- [Pan *et al.*, 2023] Qiying Pan, Ruofan Wu, Tengfei Liu, Tianyi Zhang, Yifei Zhu, and Weiqiang Wang. FedGKD: Unleashing the power of collaboration in federated graph neural networks. *arXiv*, 2023.
- [Rahmani *et al.*, 2023] Saeed Rahmani, Asiye Baghbani, Nizar Bouguila, and Zachary Patterson. Graph neural networks for intelligent transportation systems: A survey. *IEEE Transactions on Intelligent Transportation Systems*, 2023.
- [Sachdeva and McAuley, 2023] Noveen Sachdeva and Julian McAuley. Data distillation: A survey. *TMLR*, 2023.
- [Sachdeva *et al.*, 2022] Noveen Sachdeva, Mehak Dhaliwal, Carole-Jean Wu, and Julian McAuley. Infinite recommendation networks: A data-centric approach. *Advances in Neural Information Processing Systems*, 35:31292–31305, 2022.
- [Shabani *et al.*, 2024] Nasrin Shabani, Jia Wu, Amin Beheshti, Quan Z Sheng, Jin Foo, Venus Haghighi, Ambreen Hanif, and Maryam Shahabikargar. A comprehensive survey on graph summarization with graph neural networks. *IEEE Transactions on Artificial Intelligence*, 2024.
- [Spielman and Srivastava, 2008] Daniel A Spielman and Nikhil Srivastava. Graph sparsification by effective resistances. In *Proceedings of the fortieth annual ACM symposium on Theory of computing*, pages 563–568, 2008.
- [Sun *et al.*, 2022] Lichao Sun, Yingdong Dou, Carl Yang, Kai Zhang, Ji Wang, S Yu Philip, Lifang He, and Bo Li. Adversarial attack and defense on graph data: A survey. *IEEE Transactions on Knowledge and Data Engineering*, 2022.
- [Wang *et al.*, 2020] Fei Wang, Peng Cui, Jian Pei, Yangqiu Song, and Chengxi Zang. Recent advances on graph analytics and its applications in healthcare. In *Proceedings of the 26th ACM SIGKDD International Conference on Knowledge Discovery & Data Mining*, pages 3545–3546, 2020.
- [Wang *et al.*, 2021] Jianian Wang, Sheng Zhang, Yanghua Xiao, and Rui Song. A review on graph neural network methods in financial applications. *arXiv preprint arXiv:2111.15367*, 2021.
- [Wang *et al.*, 2023] Lin Wang, Wenqi Fan, Jiatong Li, Yao Ma, and Qing Li. Fast graph condensation with structure-based neural tangent kernel. *arXiv*, 2023.
- [Wu *et al.*, 2019] Felix Wu, Amauri H. Souza Jr., Tianyi Zhang, Christopher Fifty, Tao Yu, and Kilian Q. Weinberger. Simplifying graph convolutional networks. In *ICML*, 2019.
- [Wu *et al.*, 2022] Shiwen Wu, Fei Sun, Wentao Zhang, Xu Xie, and Bin Cui. Graph neural networks in recommender systems: a survey. *ACM Computing Surveys*, 55(5):1–37, 2022.
- [Xia *et al.*, 2021] Feng Xia, Ke Sun, Shuo Yu, Abdul Aziz, Liangtian Wan, Shirui Pan, and Huan Liu. Graph learning: A survey. *IEEE Transactions on Artificial Intelligence*, 2(2):109–127, 2021.
- [Xu *et al.*, 2023] Zhe Xu, Yuzhong Chen, Menghai Pan, Huiyuan Chen, Mahashweta Das, Hao Yang, and Hanghang Tong. Kernel ridge regression-based graph dataset distillation. In *SIGKDD*, 2023.
- [Yang *et al.*, 2023a] Beining Yang, Kai Wang, Qingyun Sun, Cheng Ji, Xingcheng Fu, Hao Tang, Yang You, and Jianxin Li. Does graph distillation see like vision dataset counterpart? In *NeurIPS*, 2023.
- [Yang *et al.*, 2023b] Cheng Yang, Deyu Bo, Jixi Liu, Yufei Peng, Boyu Chen, Haoran Dai, Ao Sun, Yue Yu, Yixin Xiao, Qi Zhang, et al. Data-centric graph learning: A survey. *arXiv*, 2023.
- [Yu *et al.*, 2023a] Junliang Yu, Hongzhi Yin, Xin Xia, Tong Chen, Jundong Li, and Zi Huang. Self-supervised learning for recommender systems: A survey. *IEEE Transactions on Knowledge and Data Engineering*, 2023.
- [Yu *et al.*, 2023b] Ruonan Yu, Songhua Liu, and Xinchao Wang. Dataset distillation: A comprehensive review. *TPAMI*, 2023.
- [Yuan *et al.*, 2022] Hao Yuan, Haiyang Yu, Shurui Gui, and Shuiwang Ji. Explainability in graph neural networks: A taxonomic survey. *IEEE transactions on pattern analysis and machine intelligence*, 45(5):5782–5799, 2022.
- [Zhang *et al.*, 2023] Shichang Zhang, Atefeh Sohrabizadeh, Cheng Wan, Zijie Huang, Ziniu Hu, Yewen Wang, Jason Cong, Yizhou Sun, et al. A survey on graph neural network acceleration: Algorithms, systems, and customized hardware. *arXiv*, 2023.
- [Zhao and Bilen, 2023] Bo Zhao and Hakan Bilen. Dataset condensation with distribution matching. In *WACV*, 2023.

- [Zhao *et al.*, 2020] Bo Zhao, Konda Reddy Mopuri, and Hakan Bilen. Dataset condensation with gradient matching. In *ICLR*, 2020.
- [Zheng *et al.*, 2022] Xin Zheng, Yixin Liu, Shirui Pan, Miao Zhang, Di Jin, and Philip S Yu. Graph neural networks for graphs with heterophily: A survey. *arXiv preprint arXiv:2202.07082*, 2022.
- [Zheng *et al.*, 2023a] Ruiqi Zheng, Liang Qu, Bin Cui, Yuhui Shi, and Hongzhi Yin. Automl for deep recommender systems: A survey. *ACM Transactions on Information Systems*, 41(4):1–38, 2023.
- [Zheng *et al.*, 2023b] Xin Zheng, Yixin Liu, Zhifeng Bao, Meng Fang, Xia Hu, Alan Wee-Chung Liew, and Shirui Pan. Towards data-centric graph machine learning: Review and outlook. *arXiv*, 2023.
- [Zheng *et al.*, 2023c] Xin Zheng, Miao Zhang, Chunyang Chen, Quoc Viet Hung Nguyen, Xingquan Zhu, and Shirui Pan. Structure-free graph condensation: From large-scale graphs to condensed graph-free data. In *NeurIPS*, 2023.
- [Zhu *et al.*, 2021] Meiqi Zhu, Xiao Wang, Chuan Shi, Houye Ji, and Peng Cui. Interpreting and unifying graph neural networks with an optimization framework. In *Proceedings of the Web Conference 2021*, pages 1215–1226, 2021.
- [Zhu *et al.*, 2022] Yanqiao Zhu, Yuanqi Du, Yinkai Wang, Yichen Xu, Jieyu Zhang, Qiang Liu, and Shu Wu. A survey on deep graph generation: Methods and applications. In *Learning on Graphs Conference*, pages 47–1. PMLR, 2022.