

D2K: Turning Historical Data into Retrievable Knowledge for Recommender Systems

Jiarui Qin
Shanghai Jiao Tong University
Shanghai, China
qinjr@apex.sjtu.edu.cn

Weiwen Liu
Huawei Noah's Ark Lab
Shenzhen, China
liuweiwen8@huawei.com

Ruiming Tang
Huawei Noah's Ark Lab
Shenzhen, China
tangruiming@huawei.com

Weinan Zhang
Shanghai Jiao Tong University
Shanghai, China
wnzhang@apex.sjtu.edu.cn

Yong Yu
Shanghai Jiao Tong University
Shanghai, China
yyu@apex.sjtu.edu.cn

ABSTRACT

A vast amount of user behavior data is constantly accumulating on today's large recommendation platforms, recording users' various interests and tastes. Preserving knowledge from the old data while new data continually arrives is a vital problem for recommender systems. Existing approaches generally seek to save the knowledge implicitly in the model parameters. However, such a parameter-centric approach lacks scalability and flexibility—the capacity is hard to scale, and the knowledge is inflexible to utilize. Hence, in this work, we propose a framework that turns massive user behavior data to retrievable knowledge (D2K). It is a *data-centric* approach that is model-agnostic and easy to scale up. Different from only storing unary knowledge such as the user-side or item-side information, D2K proposes to store *ternary knowledge* for recommendation, which is determined by the complete recommendation factors—user, item, and context. The knowledge retrieved by target samples can be directly used to enhance the performance of any recommendation algorithms. Specifically, we introduce a Transformer-based knowledge encoder to transform the old data into knowledge with the user-item-context cross features. A personalized knowledge adaptation unit is devised to effectively exploit the information from the knowledge base by adapting the retrieved knowledge to the target samples. Extensive experiments on two public datasets show that D2K significantly outperforms existing baselines and is compatible with a major collection of recommendation algorithms.

1 INTRODUCTION

Real-world recommender systems accumulate a substantial volume of user logs every day [22]. It makes training a recommender with all the data intractable since the computational resources are limited. However, using only the recent logs by truncating the data to a fixed time window is suboptimal because valuable information may be abandoned together with the old data [19, 20]. Hence, the major problem is *preserving useful knowledge from the old data effectively*.

Most existing studies in recommendation scenarios [15, 28, 30, 32] consider preserving the knowledge in model parameters implicitly using continual learning techniques. We refer to it as *parameter-centric knowledge*. As shown in Figure 1(a), the key point of the parameter-centric approach is inheriting knowledge from the old model trained on old data. Knowledge distillation [28, 30] is usually utilized to transfer the knowledge to the new model with the old one acting as the teacher. Memory-augmented networks are

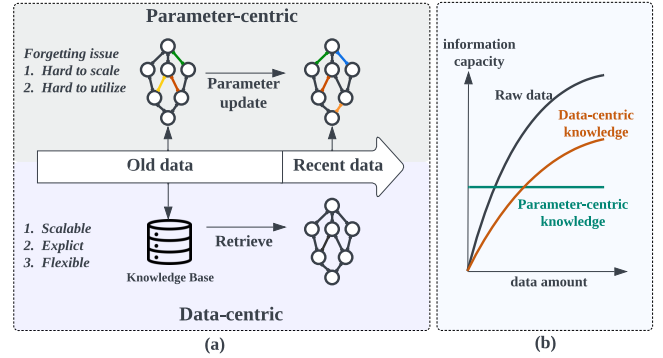


Figure 1: Parameter-centric knowledge vs. data-centric knowledge in preserving information. (a) Workflow comparison. (b) Conceptual illustration of information capacity.

introduced to enhance the memorization capacity of the model by augmenting the networks with an external memory component [8, 9, 12]. Additional information is stored in the external memory, such as user interest representations [4, 26], or knowledge graph-enhanced item representations [11]. The number of parameters for each user/item is expanded so that more information can be memorized. Meta-learning is also explored in continual learning for recommendation [32] by learning to optimize future performance.

Nevertheless, the long-standing *catastrophic forgetting* problem still limits the performance and usability of the parameter-centric knowledge. Catastrophic forgetting means the knowledge in the old data is preserved in the model parameters, and updating the model with new data interferes with previously learned knowledge [16]. We argue that there are two major reasons for catastrophic forgetting. The first is that the memorization capacity could not scale up with the data size. The number of model parameters is fixed while the user logs keep growing. When adding new information into the fixed-size parameters, we have to erase some of the stored information and insert the new information, inevitably resulting in information loss. As shown in Figure 1(b), the raw data contains the full information and has the largest information capacity. The parameter-centric methods transform the raw data into a fixed number of parameters and thereby cannot scale up as the data size increases, resulting in the loss of information. The second reason for the forgetting issue is that the stored knowledge in parameters

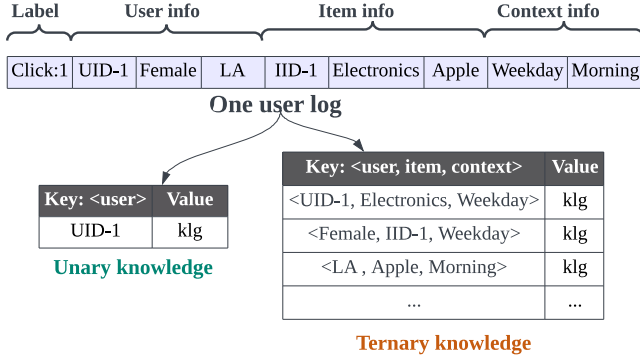


Figure 2: Comparison between unary knowledge and ternary knowledge. "klg" stands for knowledge.

is difficult to utilize appropriately. It is always hard to manage the trade-off between the old and newly learned knowledge [29].

It could be inevitable for a model to suffer from catastrophic forgetting, so we try a data-centric approach that turn the historical data into retrievable knowledge as shown in Figure 1(a). *The retrievable knowledge could help the model to recollect the old but useful patterns.* The strengths of the data-centric knowledge base are in three folds: (i) **Scalability**. The number of entries in the knowledge base can grow with the data amount. For the knowledge base, adding new information is a simple process of inserting new entries instead of the complex process of updating model parameters, which is more scalable as presented in Figure 1(b). (ii) **Explicitness**. We could store explicit knowledge, which will act as additional features to enhance prediction performance. It is easier to utilize compared to the implicit knowledge in model parameters. (iii) **Flexibility**. A knowledge base is model-agnostic. Thus, it is compatible with different backbone models.

Despite the desirable properties of the data-centric approach, it is still challenging to determine what type of knowledge should be extracted from the data and to be stored. As shown in Figure 2, the log means a female user (UID-1) who lives in LA has clicked an Apple electronic device (IID-1) on a weekday morning. To preserve information in that log, unary knowledge format is always utilized—the knowledge is indexed by a unary term such as the user ID [17, 22]. Thus the log data could only provide one signal that the user has an interest in the item or the user interest is updated according to the item. We believe that the user feedback, positive or negative, is affected by three types of information together, i.e., user information, item information, and context information. These three aspects interact with each other and affect user feedback [1, 10, 13, 21]. Therefore, the knowledge should be in a ternary form that contains all user-item-context information. As shown in Figure 2, we want the log data to tell us how the ternary cross feature $\langle \text{UID-1, Electronics, Weekday} \rangle^1$ affects the label. By listing all the ternary features from the log, we are capable of extracting more fine-grained and abundant knowledge. As such, the stored knowledge directly records the underlying causes and motives of a particular recommendation outcome (click or not).

¹For simplicity, we use one feature for each aspect.

In this paper, we propose a framework that turns massive user behavior data to retrievable knowledge (D2K). D2K aims to transform the old data that is not included in the training set into a key-value style knowledge base. Ternary knowledge is extracted from the log data and stored in the knowledge base. The knowledge will be retrieved by target samples to enhance the performance of any recommendation algorithms. Specifically, in D2K, there are two major components. The first is a Transformer-based *knowledge encoder* that encodes any ternary cross features into a knowledge vector. All the unique ternary features in the old data will be used as keys in the knowledge base, and the values will be given by the knowledge encoder. The second is a *personalized knowledge adaptation unit* which is leveraged when utilizing the information from the knowledge base. The global knowledge is adapted to the current target sample through a neural network whose parameters come from the input target sample. Our main contributions are summarized as three folds:

- For the problem of preserving information from massive user logs, we are the first to provide a data-centric approach by building a knowledge base. It could be a better choice for recommendation scenarios than the parameter-centric approaches.
- We are the first to propose a ternary knowledge base for recommendation to transform the old data into retrievable knowledge. Ternary knowledge provides more fine-grained and abundant information compared to traditional unary knowledge.
- We design a Transformer-based knowledge encoder to effectively extract knowledge for any given ternary features and a personalized knowledge adaptation unit to adapt the knowledge to specific target samples without introducing much more parameters.

2 METHODOLOGY

In this section, we first give a big picture of the framework, followed by detailed explanations of D2K’s knowledge generation and knowledge utilization procedures.

2.1 Preliminaries

In this section, we formulate the problem and describe the notations. The user behavior log is the core data type of the recommendation scenario. Each log data point is denoted as (x, y) where $x = \{u, v, c\}$. The data sample represents one user behavior that user u has interacted with item v under context c with the feedback label y .

There are multiple feature fields in each data point. The user features are denoted as $u = \{f_i^u\}_{i=1}^{F_u}$, item features are $v = \{f_j^v\}_{j=1}^{F_v}$ and context features are $c = \{f_k^c\}_{k=1}^{F_c}$. F_u, F_v, F_c denote the number of the features for the user, the item, and the context, respectively. The features could be categorical or numerical, and they can be either single-value (such as gender, category, etc) or multi-value (such as user historical sequence of clicked items).

The overall framework is shown in Figure 3. The entire dataset could be divided into two parts according to timestamp: old data and recent data. The recent data corresponds to the normal train and test data. We aim to extract and preserve useful knowledge from the old data to help the prediction on the recent data sample. Figure 3 provides an overlook of the D2K framework, which consists of two parts: knowledge generation and knowledge utilization.

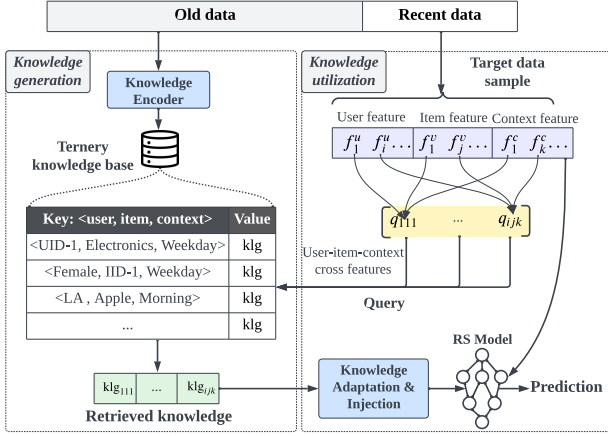


Figure 3: The framework of D2K.

In the knowledge generation process, the old data is transformed into a ternary knowledge base via a knowledge encoder. In the knowledge utilization process, for each target sample in the recent data, we generate user-item-context features as the query to lookup the corresponding knowledge from the knowledge base. The retrieved knowledge is then adapted and injected into an arbitrary recommendation model (RS model).

2.2 D2K Framework Overview

2.3 Knowledge Generation

In this section, we first introduce the ternary knowledge with its design motivations. Then we present the knowledge encoder and the procedure to transform the old data into a knowledge base.

2.3.1 Ternary Knowledge. The major design of D2K is utilizing ternary tuples as the keys of the knowledge base, as shown in Figure 3. One user behavior is affected by three aspects: user aspect, item aspect, and context aspect. These three aspects interact with each other and indicate whether the clicking event will happen. Unlike the unary knowledge widely used in memory-augmented networks, ternary knowledge is "direct" knowledge that could be used solely to produce a prediction as described in Definition 1.

DEFINITION 1 (DIRECT KNOWLEDGE). A knowledge vector \mathbf{z}_x retrieved by the sample x is defined as direct knowledge if it carries enough information to produce a prediction on sample x as $\text{func}(\mathbf{z}_x) \xrightarrow{\text{produce}} \hat{y}$.

Take the ternary keys in Figure 3 as an example, the knowledge of "<UID-1, Electronics, Weekdays>" has all three aspects of a clicking event (user aspect, item aspect, and context aspect). Thus it could be directly used to produce a prediction solely². On the contrary, unary knowledge is not able to produce a prediction directly. For example, if the knowledge is only the interest representation vector of the target user (use user ID to retrieve), the knowledge alone could not produce a prediction. It has to be combined with the target item and context information to produce a clicking estimation. Therefore,

²The knowledge could be used together with the input x for better performance, we only want to illustrate the strength of the direct knowledge.

we extract and preserve the ternary knowledge in D2K as it carries the direct information of clicking events.

2.3.2 Knowledge Encoder. The crucial problem of D2K is how to encode the knowledge of each ternary key. We propose a Transformer-based [24] knowledge encoder as shown in Figure 4. For ease of expression, we omit the u, i, c feature source and denote the input sample $x = \{f_i\}_{i=1}^F$ with F features. We define that

$$Q = K = V = \begin{pmatrix} \mathbf{e}_1 \\ \vdots \\ \mathbf{e}_F \end{pmatrix}, \quad (1)$$

where \mathbf{e}_i is the embedding of the i -th feature in x . Note that feature f_i could be either a single-value or multiple-value feature (such as user-clicked items). If feature f_i has multiple values, the embedding \mathbf{e}_i is the average pooling of the elements of f_i as $\mathbf{e}_i = \frac{1}{n_i} \sum_{p=1}^{n_i} \mathbf{b}_p$, where \mathbf{b}_p is the embedding of each feature element and n_i is the number of feature values of feature field i . The output of the Transformer-based encoder is

$$E = \text{TRM}(Q, K, V), \quad (2)$$

where TRM represents Transformer. And the resulting matrix $E \in \mathbb{R}^{F \times d}$ could be regarded as stacked representations from three sources of user, item, or context as $\{\mathbf{g}_1^u, \dots, \mathbf{g}_{F_u}^u, \mathbf{g}_1^v, \dots, \mathbf{g}_{F_v}^v, \mathbf{g}_1^c, \dots, \mathbf{g}_{F_c}^c\}$. We use \mathbf{g} to denote the feature representations. The Transformer is chosen as the major component because of its superior modeling capacity and flexibility w.r.t. the input length. The Transformer could take input of various lengths, which is especially useful because the number of input features differs in the encoder training (F features) and the knowledge extracting process of D2K (3 features).

To extract the knowledge of each ternary cross feature, we generate all the combinations of the user-item-context cross features. The cross features are described as

$$\mathbf{c}_{ijk} = \text{concat}(\mathbf{g}_i^u, \mathbf{g}_j^v, \mathbf{g}_k^c), \quad \forall i \in [1, F_u], j \in [1, F_v], k \in [1, F_c]. \quad (3)$$

Each ternary cross feature \mathbf{c}_{ijk} is further input to a knowledge network and gets the corresponding knowledge vector as

$$\mathbf{z}_{ijk} = \text{MLP}(\mathbf{c}_{ijk}), \quad \forall i \in [1, F_u], j \in [1, F_v], k \in [1, F_c], \quad (4)$$

where $\mathbf{z}_{ijk} \in \mathbb{R}^{d_k}$ represents the knowledge extracted for the ternary key $\langle f_i^u, f_j^v, f_k^c \rangle$ and d_k is the length of the knowledge vector. After obtaining the knowledge vector of each ternary layer cross feature, we concatenate them and feed them into a linear layer as

$$\hat{y} = \sigma(\mathbf{w}_l^T \cdot (\text{concat}(\mathbf{z}_{111}, \dots, \mathbf{z}_{F_u F_v F_c})) + b_l), \quad (5)$$

where $\mathbf{w}_l \in \mathbb{R}^{F_u F_v F_c d_k \times 1}$ is the weight vector, b_l is the bias and $\sigma(x) = \frac{1}{1+e^{-x}}$ is the sigmoid function. This way, the knowledge vector \mathbf{z}_{ijk} could be regarded as linear distinguishable. In other words, the Transformer and MLP layers map the knowledge into a linearly separable space.

The encoder is trained using binary cross-entropy loss as

$$\mathcal{L}_{\text{enc}} = - \sum_{(x,y) \in \mathcal{D}_{\text{old}}} y \cdot \log(\hat{y}) + (1-y) \cdot \log(1-\hat{y}), \quad (6)$$

where \mathcal{D}_{old} represents the old data shown in Figure 3.

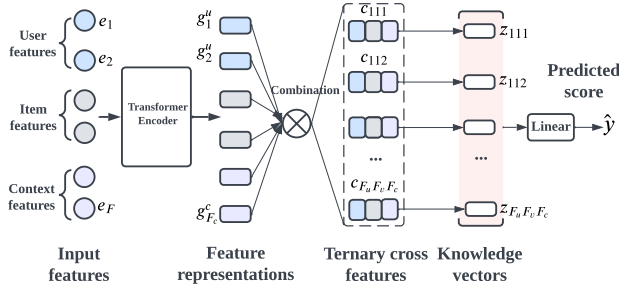


Figure 4: The structure of the knowledge encoder of D2K.

2.3.3 Process of the Knowledge Base Generation. After the encoder is trained, the Transformer and the knowledge network are then fixed and used to generate knowledge of any given ternary cross feature. All the ternary cross features that appear in \mathcal{D}_{old} will be fed into the encoder to derive the corresponding knowledge representations. The detailed process for generating the knowledge base \mathcal{K} is shown in Algorithm 1.

For the feature with multiple values, it will be split and treated as multiple single values. Say $f_i^u = \{b_p^u\}_{p=1}^{n_i}$, then there are n_i tuples for the ternary features of $\langle f_i^u, f_j^v, f_k^c \rangle$, which are $\{\langle b_p^u, f_j^v, f_k^c \rangle\}_{p=1}^{n_i}$.

2.3.4 Knowledge Update. As the historical data grows, the knowledge should be updated in the knowledge base. We will train a new encoder to handle the new data that exceeds the current encoder's capacity. For example, each encoder will be responsible for 7-day logs, the subsequent historical logs will be used to train a new encoder and these logs will be turned into knowledge via the process shown in Algorithm 1.

If the current knowledge base does not contain the ternary key, the new entry will be directly inserted into the base. Otherwise, we use different approaches: (1) Recent Priority (RP), the old knowledge vector will be directly replaced by the new one. (2) Average Pooling (AP), the new knowledge vector and the old vectors will be averaged.

2.4 Knowledge Utilization

2.4.1 Query Generation. As illustrated in Figure 3, given a target data sample, we convert it into a query set to retrieve the corresponding knowledge. As the keys are in the ternary format, the query terms should also be ternary. For a given target sample x , we derive its query set Q_x as,

$$Q_x = \{q_t\}_{t=1}^{N_q} = \{\langle f_i^u, f_j^v, f_k^c \rangle\}, \quad (7)$$

$$\forall i \in [1, F_u], j \in [1, F_v], k \in [1, F_c],$$

where $N_q = F_u \times F_v \times F_c$ is the total number of query terms. All the query terms in Q_x represent the complete information we want from the knowledge base for sample x .

2.4.2 Knowledge Lookup. The query set Q_x will be used to retrieve the knowledge by looking up the corresponding keys in the knowledge base \mathcal{K} . The retrieved knowledge of the target sample x is $[z_{111}, \dots, z_{ijk}, \dots, z_{F_u F_v F_c}]$. If a query q_t in Q_x involves multi-value features, it will be split into several single-value features, and the retrieved knowledge vectors will be averaged. For example, if in

$q_t = \langle f_i^u, f_j^v, f_k^c \rangle$, f_i^u is a multi-value feature that $f_i^u = \{b_p^u\}_{p=1}^{n_i}$, then the knowledge vector of q_t is

$$z_{ijk} = \frac{1}{n_i} \sum_{p=1}^{n_i} z_{pj k}, \quad (8)$$

where $z_{pj k}$ is the retrieved knowledge of $\{\langle b_p^u, f_j^v, f_k^c \rangle\}$. It should be noticed that the retrieved knowledge vectors in \mathcal{K} are all constant values. They are fixed after the knowledge base is generated. The knowledge base will be updated entirely when given a new \mathcal{D}_{old} .

2.4.3 Knowledge Adaptation. The knowledge we acquired from the previous section is actually the "global" knowledge because the encoder is trained on the entire old dataset \mathcal{D}_{old} . Thus the knowledge of each ternary key reflects a global and average knowledge of a certain user-item-context feature triplet. For example, the knowledge of the ternary tuple "LA (user location) & Apple (item category) & Morning (context)" reflects the average influence on the clicking probability of these three features interacting with each other. It is global knowledge because it is learned from all the samples containing these ternary features. We want to make the knowledge "personalized" w.r.t the target sample x .

As shown in Figure 5, we propose the personalized knowledge adaptation unit. The main idea of the personalized knowledge adaptation unit is to use the target sample x as MLP parameters, which is inspired by [2, 6]. The corresponding model parameters in the MLP are generated by a specific target sample x . Thus for different x , the MLP will be different. The knowledge vector is fed forward through the x -personalized MLP and gets the personalized knowledge representation w.r.t x . This is a parameter-efficient and personalized way of adapting global knowledge.

The input vector is $\mathbf{x} = [\mathbf{e}_1, \dots, \mathbf{e}_F]$. A linear projection layer is first conducted to map the input to a suitable shape as

$$\mathbf{w}_x = \mathbf{w}_{pro} \cdot \mathbf{x}, \quad (9)$$

where $\mathbf{w}_x \in \mathbb{R}^{L d_k (d_k + 1)}$, $\mathbf{w}_{pro} \in \mathbb{R}^{L d_k (d_k + 1) \times Fd}$ and $\mathbf{x} \in \mathbb{R}^{Fd}$. L represents the number of layers in the adaptation MLP. As shown in Figure 5, the weights and biases of each MLP layer are sliced and reshaped from the projected input \mathbf{w}_x . We have

$$\mathbf{w}_x = \text{concat}(\{\mathbf{w}_x^l, \mathbf{b}_x^l\}_{l=1}^L), \quad (10)$$

where \mathbf{w}_x^l will be reshaped as $\mathbf{w}_x^l \in \mathbb{R}^{d_k \times d_k}$ and $\mathbf{b}_x^l \in \mathbb{R}^{d_k}$. The personalized knowledge \hat{z}_{ijk} is calculated as

$$\hat{z}_{ijk} = \delta_L(\mathbf{w}_x^L(\dots \delta_1(\mathbf{w}_x^1 \cdot \mathbf{z}_{ijk} + \mathbf{b}_x^1) \dots) + \mathbf{b}_x^L), \quad (11)$$

where $\hat{z}_{ijk} \in \mathbb{R}^{d_k}$ and δ_l is the activation function of layer l . We use Tanh as the activation function that $\delta_l(x) = \frac{e^x - e^{-x}}{e^x + e^{-x}}$.

2.4.4 Knowledge Injection. For injecting the knowledge to an arbitrary deep recommendation model \mathcal{M} , we propose two different ways: concatenation and separate tower. The first way is to concatenate the knowledge vector with the original input as

$$\hat{\mathbf{x}} = \text{concat}(\mathbf{x}, \{\hat{z}_{ijk}\}). \quad (12)$$

The knowledge-augmented input $\hat{\mathbf{x}} \in \mathbb{R}^{Fd + N_q d_k}$ will be fed into the deep feed-forward network component of \mathcal{M} . This will change the shape of the parameter matrix of \mathcal{M} .

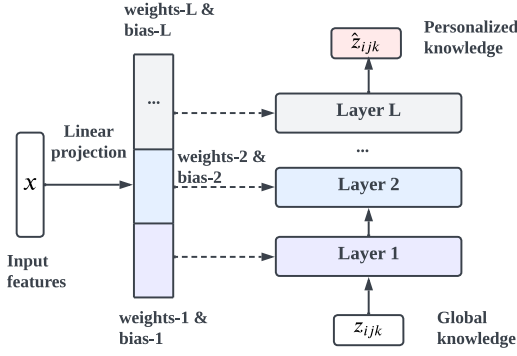


Figure 5: The structure of the personalized knowledge adaptation unit.

The second way is incorporating the knowledge by adding a separate tower to produce the final estimation as

$$\hat{y} = \sigma(\mathcal{M}(x) + \mathcal{P}(\text{concat}(\{\hat{z}_{ijk}\}))), \quad (13)$$

where \mathcal{P} is the knowledge predictor which could be implemented as either a linear function or a deep neural network. Adding a separate tower will not affect the original structure of \mathcal{M} thus it is flexible and easier for implementation. Lastly, the knowledge-enhanced recommendation model is trained using binary cross entropy loss.

3 EXPERIMENTS

In this section, we present the experimental results and corresponding analysis. The implementation code is made public³. Six research questions (RQ) lead the following discussions.

- **RQ1:** Does D2K achieves best performance?
- **RQ2:** Is every component of D2K effective and essential?
- **RQ3:** How to reduce the size of the knowledge base? What is the effect of using a smaller knowledge base?
- **RQ4:** What is the performance of knowledge update methods?

3.1 Experimental Settings

3.1.1 Datasets. To verify the effectiveness of the D2K framework, we use two large-scale public datasets from real-world scenarios: AD and Eleme.

- **AD**⁴ is a displayed advertisement dataset provided by Taobao, a large online shopping platform in China. It contains the exposure and clicking logs of over one million users from 20170506 to 20170512. Apart from the ordinary user/item/context features, it also provides the sequential behaviors in the previous 22 days of each user.
- **Eleme**⁵ is constructed by click logs from Eleme online recommendation system. Eleme mainly provides food takeouts to users. It provides abundant features which are valuable to D2K.

The detailed statistics and the dataset partition method are shown in Appendix A.2.

³<https://bit.ly/40bzoPV>

⁴<https://tianchi.aliyun.com/dataset/56>

⁵<https://tianchi.aliyun.com/dataset/131047>

3.1.2 Compared Methods. As the proposed D2K is a framework compatible with arbitrary recommendation models, we choose **DeepFM** [10], **DIN** [33] and **DCNv2** [27] as the backbones of our experiments because they are widely used models. The compared methods could be used to preserve knowledge from the old data and are all compatible with any recommendation model.

- **Fixed Window** is the most basic method. It uses the data in a fixed-size of time window as the training data directly. For this method, we test two different variants. The first one only uses recent data \mathcal{D}_{tr} as the training set (Fixed Window (R)), and the second one uses all data as the training set as $\{\mathcal{D}_{old}, \mathcal{D}_{tr}\}$ (Fixed Window (A)). The second variant is not practical in the real world. We test it because it contains the maximum information we could possibly get for our offline datasets.
- **Incremental** is the simple incremental update baseline. It iteratively uses $\mathcal{D}_1, \dots, \mathcal{D}_{p_2}$ to train the recommendation model. The next data block will not be used until the model converges on the previous data block.
- **IncCTR** [28] is an advanced method for incremental learning. The major improvement of IncCTR is using the old model trained on old data as a teacher to teach the model trained on the new data. We use the knowledge distillation variant of IncCTR (KD-batch) because its performance is better.
- **Pretrain embedding** uses \mathcal{D}_{old} to pretrain a model. The new model will inherit the embedding table of the pretrained model as the initialization of its embeddings. The new model is then trained on \mathcal{D}_{tr} . We use the same model structure as the three backbone models respectively in the pre-training.
- **MemoryNet** represents the unary knowledge in external memory. The memory's key is the user ID, and the value is a learned user interest representation using her sequential behaviors. The memory network structure to capture the user interest here is HPMN [22].
- **Random** is a simple coreset selection method that uses random sampling to select some of the data samples from \mathcal{D}_{old} so as to compress it. Thus the training data is regarded as $\mathcal{D}_{tr} + \text{Zip}(\mathcal{D}_{old})$. The selected coreset size is 10% of \mathcal{D}_{old} .
- **SVP-CF** [23] is a coreset selection method specifically proposed for recommender systems. It uses a proxy model to select the samples that the proxy predicts with the largest deviation from the ground truth. These most difficult samples are regarded as the coreset. The selected coreset size is 10% of \mathcal{D}_{old} .

We then introduce four different D2K variants in the following:

- **D2K-base** is the basic version of D2K framework without the personalized knowledge adaptation unit.
- **D2K-adp-sep** has the personalized knowledge adaptation unit, but it uses a separate embedding table for the input x when used as the MLP parameters. It means the input sample x has two different embeddings, one for ordinary use and another for knowledge adaptation. We use separate embeddings to avoid these two roles of x affecting each other. The separate embedding has the same size as the original one.
- **D2K-adp-small** differs with D2K-adp-sep only on the embedding size for the adaptation unit. It uses a 1/4 embedding size for input x in the adaptation unit to reduce parameters.

- **D2K-adp-share** uses share embedding of input x for the adaptation unit. It is exactly the model that we propose in Section 2.

3.1.3 Evaluation Metrics. We evaluate the recommendation performance with two metrics. The first one is the area under ROC curve (AUC), which reflects the pairwise ranking performance between positive (click) and negative (non-click) samples. The other metric is log loss (LL), which measures the point-wise prediction performance.

3.2 Overall Performance (RQ1)

In this section, we compare the performance of D2K with other parameter-centric approaches and the coreset methods. The overall performance of D2K is shown in Table 1 and Table 2. The results are all in the format of mean \pm std, which are produced by training the models on five different random seeds. We have the following observations:

- For both datasets and backbone models, D2K-adp-share (blue shaded) performs better than all the compared methods in terms of AUC. The AUC improvement rates against the best baselines are 1.35%, 1.70%, 1.52% on the AD dataset for the three backbone models, respectively. And the improvement rates on Eleme are 2.90%, 2.33%, and 1.89%. In fact, an improvement rate at 1%-level in AUC is likely to yield a significant online performance improvement [19, 21]. As for LL, D2K-adp-share performs better on AD but not as well on the Eleme dataset. For recommender systems, the item’s relative ranking order (AUC) is the key metric, and is more important than the point-wise accuracy of the ranking score (LL). Hence, the results are satisfying in general.
- Compared with the Fixed Window (A) on all data $\mathcal{D}_{old} + \mathcal{D}_{tr}$ (gray shaded), D2K-adp-share outperforms it. Theoretically, the Fixed Window (A) on all data contains the maximum information of our offline datasets, whereas D2K inevitably has some loss of information. The results show that directly using all data as training samples may not be the best practice. Though with the maximum information, Fixed Window (A) is essentially parameter-centric and preserves the knowledge in the model parameters through gradient descent. Transforming the old data into ternary knowledge maintains all three important factors for recommendation, leading to superior performance.
- The two incremental learning (continual learning) baselines (Incremental & IncCTR) perform worse than Fixed Window (R) on the AD dataset but better than it on Eleme. AD data covers more days, making it more difficult for the models to memorize the important patterns. What is more, the data distribution shift on AD may be larger than that of Eleme datasets. These reasons could explain why incremental learning performs worse. D2K-adp-share, on the contrary, is less affected by these issues and steadily outperforms the baselines.
- Pretrain embedding and MemoryNet could be seen as using unary knowledge to preserve the information in the old data. Pretrain embedding uses unique feature ids as keys and the corresponding pretrained embedding vectors as values. MemoryNet uses user ID as keys and user interest representations as knowledge. As D2K-base performs better than the two baselines, we could verify that the direct ternary knowledge stored

in D2K provides more useful information to the recommendation models than the unary knowledge.

- The coreset selection baselines Random & SVP-CF are simple yet effective methods to preserve knowledge because, in most cases, they perform better than Fixed Window (R) on recent data. The coreset methods even produce better results than the other more complex methods on the AD dataset. However, the coreset methods are based heavily on heuristics such as pre-defined data selection criteria. And they drop a large portion of original data, which could lead to severe information loss.

The time & space overhead of D2K is shown in Appendix A.3. And to further demonstrate the usefulness of D2K, we also test the performance of only using the "direct knowledge" (Definition 1) to produce predictions without original input x in Appendix A.4.

3.3 Ablation Study (RQ2)

In the ablation study section, we mainly analyze the personalized knowledge adaptation unit and the different ways of injecting the knowledge into a recommendation model.

3.3.1 Personalized Knowledge Adaptation Unit. To verify the effectiveness of the proposed knowledge adaptation method in Section 2.4.3, we develop four different variants of D2K implementation as shown in Table 1 and Table 2. By comparing the results of the different variants, we have the following observations: (1) D2K-base does not use the adaptation unit. Thus it performs worse than the other three variants in most cases. This result shows that the adaptation unit is essential to the performance, and we have to make the global knowledge adaptive to the current target sample. (2) D2K-adp-sep utilizes a separate embedding table for the input x in the adaptation unit to avoid interference from the original input. D2K-adp-small uses a smaller embedding size than D2K-adp-sep to reduce the number of additional parameters introduced by the adaptation unit. By comparing the results of D2K-adp-sep/D2K-adp-small and D2K-adp-share, we cannot say for sure that incorporating a separate embedding is beneficial. Even if separate embedding is good for performance, it will cost much more GPU memory consumption than the shared embedding variant. Thus we believe using shared embedding is a better practice for the personalized knowledge adaptation unit.

3.3.2 Knowledge Injection Variants. We compare three different knowledge injection variants that have been mentioned in Section 2.4.4. The results are shown in Figure 6. "TOWER:LR" and "TOWER:MLP" represent using linear layer and deep neural networks as the additional predictor \mathcal{P} in Eq. (13), respectively.

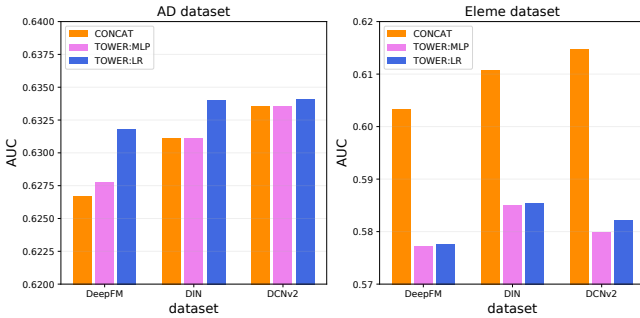
From the figure, we have the following observations: (1) Concat and additional tower do not necessarily better than the other one. For different datasets, we need to try both of the variants of injecting knowledge. (2) "TOWER:MLP" always performs worse than "TOWER:LR". This could be because the knowledge vectors we use are already mapped into the linearly separable space, as shown in Figure 4. LR is enough to utilize the information in the knowledge vectors, but MLP may be rather overfitting because of its complexity.

Table 1: Performance on AD. Improvements over baselines are statistically significant with $p < 0.05$.

Method	DeepFM		DIN		DCNv2	
	AUC	LL	AUC	LL	AUC	LL
Fixed Window (R)	0.6202±0.0009	0.1952±0.0002	0.6203±0.0008	0.1949±0.0001	0.6211±0.0011	0.1952±0.0002
Incremental	0.6188±0.0012	0.1954±0.0003	0.6183±0.0007	0.1960±0.0005	0.6192±0.0014	0.1957±0.0003
IncCTR (KD-batch)	0.6191±0.0006	0.1955±0.0004	0.6194±0.0006	0.1955±0.0002	0.6107±0.0008	0.1973±0.0010
Pretrain embedding	0.6202±0.0005	0.1949±0.0001	0.6209±0.0002	0.1950±0.0003	0.6212±0.0007	0.1948±0.0002
MemoryNet	0.6192±0.0014	0.1952±0.0002	0.6195±0.0004	0.1959±0.0004	0.6215±0.0005	0.1956±0.0004
Random	0.6223±0.0009	0.1946±0.0001	0.6233±0.0006	0.1946±0.0001	0.6240±0.0009	0.1946±0.0002
SVP-CF	0.6234±0.0008	0.1946±0.0002	0.6234±0.0004	0.1946±0.0002	0.6246±0.0005	0.1945±0.0002
D2K-base	0.6328±0.0005	0.1940±0.0002	0.6333±0.0005	0.1938±0.0001	0.6339±0.0005	0.1937±0.0001
D2K-adp-sep	0.6325±0.0008	0.1938±0.0002	0.6338±0.0005	0.1937±0.0001	0.6338±0.0004	0.1938±0.0001
D2K-adp-small	0.6330±0.0004	0.1939±0.0001	0.6339±0.0004	0.1937±0.0001	0.6337±0.0003	0.1938±0.0001
D2K-adp-share	0.6318±0.0004	0.1946±0.0001	0.6340±0.0003	0.1939±0.0002	0.6341±0.0004	0.1940±0.0002
Fixed Window (A)	0.6237±0.0004	0.1944±0.0001	0.6228±0.0005	0.1945±0.0001	0.6235±0.0005	0.1944±0.0001

Table 2: Performance on Eleme. Improvements over baselines are statistically significant with $p < 0.05$.

Method	DeepFM		DIN		DCNv2	
	AUC	LL	AUC	LL	AUC	LL
Fixed Window (R)	0.5769±0.0026	0.0987±0.0107	0.5950±0.0125	0.0913±0.0009	0.5800±0.0054	0.1356±0.0348
Incremental	0.5863±0.0093	0.0932±0.0017	0.5968±0.0129	0.0949±0.0027	0.5857±0.0130	0.0951±0.0033
IncCTR(KD-batch)	0.5806±0.0087	0.0897±0.0002	0.5957±0.0070	0.0917±0.0006	0.6033±0.0077	0.0910±0.0004
Pretrain embedding	0.5775±0.0099	0.0976±0.0070	0.5883±0.0051	0.0915±0.0003	0.5724±0.0081	0.1142±0.0245
MemoryNet	0.5745±0.0053	0.0994±0.0085	0.5910±0.0055	0.0911±0.0005	0.5845±0.0127	0.1302±0.0334
Random	0.5763±0.0072	0.0965±0.0082	0.5959±0.0083	0.0900±0.0005	0.5817±0.0093	0.0997±0.0076
SVP-CF	0.5771±0.0045	0.0962±0.0073	0.5893±0.0057	0.0899±0.0002	0.5885±0.0085	0.1031±0.0125
D2K-base	0.5832±0.0080	0.1031±0.0224	0.5917±0.0082	0.0892±0.0001	0.5863±0.0057	0.3256±0.0915
D2K-adp-sep	0.6196±0.0082	0.0955±0.0072	0.6093±0.0269	0.0901±0.0007	0.6266±0.0054	0.1193±0.0268
D2K-adp-small	0.6176±0.0110	0.1365±0.0549	0.6009±0.0084	0.0981±0.0113	0.6401±0.0125	0.1343±0.0341
D2K-adp-share	0.6033±0.0069	0.1081±0.0085	0.6107±0.0106	0.0905±0.0005	0.6147±0.0088	0.1913±0.0809
Fixed Window (A)	0.5918±0.0098	0.0897±0.0001	0.6072±0.0060	0.0895±0.0003	0.6019±0.0083	0.0994±0.0116

**Figure 6: Comparison between different ways of knowledge injection.**

3.4 Reducing Knowledge Base Size (RQ3)

The major concern of utilizing D2K is its space complexity issue because there could be a large number of unique ternary cross features in real-world applications. To reduce the number of entries, we could omit some of the features to build the knowledge base, such as user ID or item ID, because these features may have too

many values. We further investigate what the performance would be if we decreased the size of the knowledge base of D2K. We select fewer feature fields to reduce the total number of entries in the knowledge base. For example, if the data sample x originally has 20 fields, we only use 18 or 15 fields in the process of building knowledge and querying. The experimental results are shown in Figure 7. We use three different feature sets (FS) with different numbers of selected fields. In the AD dataset, FS1 has 36 ternary cross-feature fields, FS2 has 8 cross fields, and FS3 has 3 cross fields. The numbers for the Eleme dataset are 36, 12 and 8. Details are in Appendix A.5.

We plot the number of entries in each feature set (histogram) with the corresponding AUCs (blue curve) in each sub-figure. We further show the AUCs of the Fixed Window (R) on \mathcal{D}_{tr} (red horizontal line) and the best baseline of each group of the experiment (orange horizontal line).

From the figure, we have the following analysis: (1) The number of entries will be largely reduced if we use fewer fields to build the knowledge base. In the AD dataset, FS2 & FS3 knowledge bases only have 21% and 4% entries of FS1. While in Eleme, the numbers are

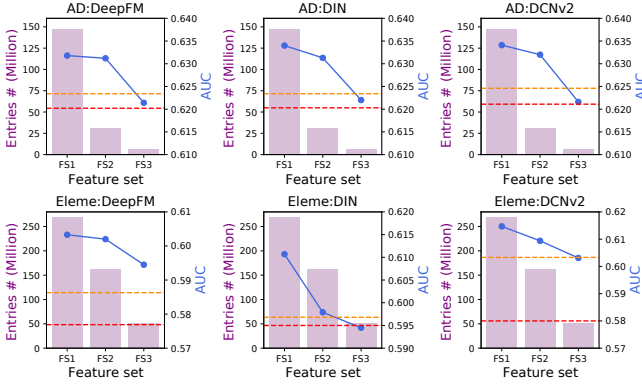


Figure 7: Performance of D2K under different sizes of knowledge base. The orange line represents AUC of the best baseline of each group and the red line represents the AUC of the Fixed Window (R).

60% and 19%. (2) Reducing the number of entries will no doubt hurt the performance of D2K on each backbone model. But we could observe a marginal effect of increasing the size of the knowledge base in most cases. For example, in AD:DeepFM, the FS1 knowledge base is about five times FS2, while FS2 is about five times FS3. But FS2’s AUC has more improvement against FS3 than FS1 against FS2. (3) Although the performance of D2K drops significantly with the smaller knowledge base, it could still outperform the basic baseline of Fixed Window (R) on \mathcal{D}_{tr} , which is widely used in real-world systems. Furthermore, when compared with the best baseline of each group, D2K with the smallest knowledge base still achieves competitive performance. These results demonstrate the practicability of D2K and verify the effectiveness of reducing the size of the knowledge base by using fewer features.

3.5 Knowledge Update (RQ4)

In this section, we investigate the performance of using different update mechanism described in Section 2.3.4. We split \mathcal{D}_{old} into two parts chronologically: the first is used in knowledge base initialization and the second is used to update the base, as described in Section 2.3.4.

The results are shown in Table 3. We have the following observations: (1) The performance of different update mechanisms is close to "w/o update". This is because the two \mathcal{D}_{old} we use covers 4 days, thus one single knowledge encoder may be sufficient enough to memorize the useful patterns. (2) The average pooling (AP) strategy is better than the recent priority (RP) method. Because the recent priority method simply drops the old knowledge vector, which may result in information loss although it is easier to implement. The average pooling strategy is like an "ensemble" of the old and new encoder models, thus it has better performance.

We are also curious about the situation if the knowledge is not updated timely. Thus we test the robustness against the outdated knowledge in Appendix A.6.

4 RELATED WORKS

This section reviews related works on continual learning with and without external memory and coreset selection techniques.

Table 3: The performance of using different update mechanisms. RP: Recent Priority, AP: Average Pooling.

Dataset	Update	DeepFM	DIN	DCNv2
AD	w/o update	0.6318±0.0004	0.6340±0.0003	0.6341±0.0004
	RP	0.6309±0.0002	0.6322±0.0002	0.6333±0.0003
	AP	0.6322±0.0002	0.6343±0.0003	0.6344±0.0001
Eleme	w/o update	0.6033±0.0069	0.6107±0.0106	0.6147±0.0088
	RP	0.6030±0.0073	0.6009±0.0118	0.6110±0.0074
	AP	0.6039±0.0055	0.6118±0.0099	0.6151±0.0076

Continual Learning w/o External Memory. Continual learning aims at continually accumulating knowledge over time without the need to retrain from scratch [7]. Knowledge is gradually integrated into the model parameters by managing the stability-plasticity dilemma. Wang et al. [28] propose incrementally updating the model parameters with only the newly incoming samples since the last model update. The old model acts as the teacher to distill knowledge to the new model. Mi et al. [14] propose to periodically replay previous training samples to the current model with an adaptive distillation loss. Conure [31] supports the continual learning for multiple recommendation tasks by isolating the model parameters for different tasks. Zhang et al. [32] propose to use meta-learning in continual model updates for recommendation by learning to optimize future performance.

Preserving the knowledge in the parameters of the models suffers from catastrophic forgetting. D2K, on the contrary, has better flexibility and scalability by maintaining the knowledge base.

Continual Learning w/ External Memory. Memory-augmented networks [9, 12] could be viewed as a case of continual learning with external memory to preserve additional knowledge. In the recommendation scenarios, the user behavior data is used to update the states of the external memory, storing the user representation vectors. NMRN [26] maintains an augmented memory of several latent vectors activated by a specific user ID. NMRN reads from memory and generates a vector representing the user’s long- short-term interests. RUM [4] introduces a first-in-first-out writing mechanism to emphasize the latest user behaviors in the user memory matrix. KSR [11] constructs a key-value memory network to store the user’s attribute-level preferences by incorporating a knowledge graph. To handle the lifelong user modeling, Ren et al. [22] further adopts a hierarchical and periodical updating mechanism to capture the user’s multi-scale interests in their memory. Similarly, user representation vectors are also maintained in the external memory for UIC [17], in which the computation of the user representation vectors is decoupled from the inference process to reduce the latency.

However, the keys used in the memory-augmented networks are unary (e.g., indexed by user ID, in most cases). The extracted knowledge is insufficient to preserve the abundant knowledge in a user log. Moreover, the maintenance of the memory-augmented networks is always complicated [18].

Coreset Selection. The coreset is a subset of data samples on which the model could achieve comparable performance as trained on the full dataset, which is commonly seen in the field of Computer Vision [3, 5]. SVP-CF [23] designs a data-specific sampling

strategy for recommendation, which employs a base model as a proxy to tag the importance of each data sample. The importance of each sample is defined as the average prediction error of the proxy model over epochs. Coreset selection is generally heuristic and lacks generalizability, where the sampling strategy relies heavily on the selected proxy or pre-defined rules.

5 CONCLUSIONS AND FUTURE WORKS

This paper proposes the D2K framework to turn historical data into retrievable knowledge effectively. We designed a ternary knowledge base that uses user-item-context cross features as keys. The ternary knowledge preserves the abundant information extracted from the user logs. We propose a Transformer-based knowledge encoder and a personalized knowledge adaptation unit to utilize the knowledge effectively. D2K shows superiority over the other methods on two large-scale datasets. For future work, we plan to support fussy search. Now D2K uses an exact match on the ternary features, which may cause some of the queries not to have a match in the knowledge base, resulting in an empty knowledge vector.

A APPENDIX

A.1 Pseudo Code of Knowledge Base Generation Process in Section 2.3

The algorithm of knowledge base generation is shown in Algorithm 1.

Algorithm 1 Knowledge base generation of D2K.

Require: Old dataset \mathcal{D}_{old} , knowledge encoder Enc.

Ensure: The knowledge base \mathcal{K} .

- 1: Train the encoder Enc on \mathcal{D}_{old} using loss function in Eq. (6).
 - 2: **repeat**
 - 3: Get all of the ternary user-item-context cross features of sample x as $\{\langle f_i^u, f_j^v, f_k^c \rangle\}$.
 - 4: **repeat**
 - 5: Feed the cross feature $\langle f_i^u, f_j^v, f_k^c \rangle$ into Enc and get the resulted knowledge vector z_{ijk} .
 - 6: Add the entry to the knowledge base as $\mathcal{K}[\langle f_i^u, f_j^v, f_k^c \rangle] = z_{ijk}$
 - 7: **until** all the ternary features of sample x are processed.
 - 8: **until** all samples in \mathcal{D}_{old} have been processed.
-

A.2 Datasets Details

Unlike most of the recommendation datasets that only record the clicked (positive) samples, these two datasets also include the exposed but not clicked (negative) samples so that no negative sampling process is required. The statistics of the datasets are shown in Table 4.

Table 4: The preprocessed dataset statistics. "ID #" represents the number of unique feature ids.

Dataset	Users #	Items #	Interaction #	Feature Fields #	ID #
AD	1,061,768	827,009	25,029,435	14	3,029,333
Eleme	5,782,482	1,853,764	49,114,930	25	16,516,885

Dataset Partition. All the samples are sorted in chronological order first. And we use a fixed time window (e.g., a day) to split the data into several blocks as $\mathcal{D}_1, \dots, \mathcal{D}_T$. The old data \mathcal{D}_{old} is formed as $\mathcal{D}_{old} = \{\mathcal{D}_1, \dots, \mathcal{D}_{p_1}\}$, training set is formed as $\mathcal{D}_{tr} = \{\mathcal{D}_{p_1+1}, \dots, \mathcal{D}_{p_2}\}$ and the remaining blocks form the test set $\mathcal{D}_{te} = \{\mathcal{D}_{p_2+1}, \dots, \mathcal{D}_T\}$, where p_1 and p_2 are partition points.

A.3 Time and Space Overhead of D2K

We list the time overhead of the retrieval process, the knowledge building process, and the memory consumption of loading the D2K knowledge base, as shown in Table 5. We tested these statistics on a machine with an AMD EPYC 7302 16-Core Processor as CPU and 256GB memory. The additional overhead introduced by D2K is generally acceptable for real-world deployment. Specifically, the retrieval time for each batch (1024 samples) is less than 100ms, which meets the low latency requirement of the recommender systems [17, 25]. The knowledge base only needs to be built once for later use with reasonable memory consumption and wall time.

Table 5: Time & space overheads of D2K.

Dataset	Time of Retrieval	Time of Building \mathcal{K}	Mem. Consumption
AD	44.7ms/batch	62mins	76.32GB
Eleme	89.8ms/batch	113mins	138.48GB

A.4 Direct Knowledge

As we define the knowledge of D2K as "direct" in Definition 1, we test the performance of solely utilizing the knowledge without the input x being fed to the recommendation model. We only utilize the linear knowledge tower as the predictor to produce the estimation, which is the $\mathcal{P}(\text{concat}(\{\hat{z}_{ijk}\}))$ part in Eq. (13).

"ONLY_KLG_LR w/ adp" uses the adapted knowledge \hat{z}_{ijk} in the linear predictor and "ONLY_KLG_LR w/o adp" uses the global knowledge vector z_{ijk} . We also list the performance of the DeepFM trained on \mathcal{D}_{tr} as a basic comparison. The results are shown in Table 6. We observe that direct knowledge with adaptation performs well. It even achieves better results on AD compared to DeepFM. The adaptation unit uses the information of target sample x after all. Thus the performance of "w/o adp" is worse than that of "w/ adp". However, the AUC of "w/o adp" is still better than 0.5 by far, which verifies that the global direct knowledge retrieved by x has considerable discrimination ability.

Table 6: The performance of using direct knowledge solely. "adp": personalized knowledge adaptation unit.

Dataset	Model	AUC	LL
AD	DeepFM trained on \mathcal{D}_{tr}	0.6202±0.0009	0.1952±0.0002
	ONLY_KLG_LR w/ adp	0.6247±0.0003	0.1943±0.0002
	ONLY_KLG_LR w/o adp	0.6068±0.0002	0.1955±0.0000
Eleme	DeepFM trained on \mathcal{D}_{tr}	0.5769±0.0026	0.0987±0.0107
	ONLY_KLG_LR w/ adp	0.5663±0.0012	0.0972±0.0031
	ONLY_KLG_LR w/o adp	0.5426±0.0007	0.0901±0.0000

A.5 Feature Selection Details in Section 3.4

The feature selection details are shown in Table 7. The corresponding feature meanings could be found in the dataset links in Section 3.1.1.

A.6 Outdated Knowledge

As the methods in Section 3.1.2 need to preserve the knowledge in \mathcal{D}_{old} , we are curious about the robustness of the stored knowledge. We test how the methods will perform if the knowledge preserved by them is outdated. In the real-world, it is possible that the knowledge is not updated timely online.

To implement the outdated knowledge, we intentionally left a gap between \mathcal{D}_{old} and \mathcal{D}_{tr} . It means $\mathcal{D}_{old} = \{\mathcal{D}_1, \dots, \mathcal{D}_{p_1}\}$ but $\mathcal{D}_{tr} = \{\mathcal{D}_{p_1+G}, \dots, \mathcal{D}_{p_2}\}$, where G is the gap time interval (notations refer to Section 3.1.1). G is set to 24 hours.

The results are shown in Table 8 and Table 9. Every method is tested with outdated knowledge, except for the Fixed Window (R) on \mathcal{D}_{tr} which is used as a basic baseline (The results are the same with Table 1 and Table 2). From the tables, we observe that

Table 7: Detailed feature selection for Section 3.4

Feature Set	User	Item	Context
(AD) FS1	userid, cms_segid, cms_group_id, final_gender_code, age_level, shopping_level, occupation, hist_brands, hist_cate	adgroup_id, cate_id, campaign_id, customer	weekday
(AD) FS2	userid, cms_segid, cms_group_id, hist_cate	adgroup_id, cate_id	weekday
(AD) FS3	cms_segid, cms_group_id, hist_brands	cate_id	weekday
(Eleme) FS1	user_id, gender, visit_city, is_supervip, shop_id, list, category_1_id, list	shop_id, city_id, district_id, brand_id, category_1_id, merge_standard_food_id	hours
(Eleme) FS2	user_id, gender, shop_id, list	shop_id, city_id, district_id, brand_id	hours
(Eleme) FS3	gender, visit_city, is_supervip	brand_id, category_1_id	hours

the performance of all the methods drops because the knowledge is not up-to-date. However, D2K-adp-share still outperforms the basic baseline Fixed Window (R) and other baselines with outdated knowledge. These results show that even if the knowledge is outdated in D2K’s knowledge base, a competitive performance could still be expected. The robustness of D2K is further verified compared to other methods to preserve knowledge.

Table 8: The performance of outdated knowledge on AD.

Method	DeepFM	DIN	DCNv2
Fixed Window (R)	0.6202±0.0009	0.6203±0.0008	0.6211±0.0011
Incremental	0.6182±0.0012	0.6181±0.0016	0.6190±0.0012
IncCTR(KD-batch)	0.6188±0.0003	0.6185±0.0005	0.6114±0.0009
Pretrain embedding	0.6111±0.0008	0.6144±0.0005	0.6158±0.0009
MemoryNet	0.6110±0.0009	0.6138±0.0008	0.6159±0.0006
Random	0.6194±0.0006	0.6206±0.0003	0.6210±0.0004
SVP-CF	0.6191±0.0010	0.6206±0.0003	0.6213±0.0003
D2K-adp-share	0.6228±0.0011	0.6262±0.0002	0.6253±0.0021

Table 9: The performance of outdated knowledge on Eleme.

Method	DeepFM	DIN	DCNv2
Fixed Window (R)	0.5769±0.0026	0.5950±0.0125	0.5800±0.0054
Incremental	0.5797±0.0091	0.5751±0.0103	0.5829±0.0081
IncCTR(KD-batch)	0.5867±0.0045	0.6065±0.0059	0.6098±0.0124
Pretrain embedding	0.5661±0.0029	0.5813±0.0025	0.5733±0.0110
MemoryNet	0.5681±0.0092	0.5909±0.0116	0.5865±0.0112
Random	0.5741±0.0128	0.5957±0.0094	0.5905±0.0089
SVP-CF	0.5813±0.0129	0.5833±0.0066	0.5854±0.0082
D2K-adp-share	0.6028±0.0102	0.6079±0.0074	0.6123±0.0081

REFERENCES

- [1] Gediminas Adomavicius and Alexander Tuzhilin. 2011. Context-aware recommender systems. In *Recommender systems handbook*. Springer, 217–253.
- [2] Weijie Bian, Kailun Wu, Lejian Ren, Qi Pi, Yujing Zhang, Can Xiao, Xiang-Rong Sheng, Yong-Nan Zhu, Zhangming Chan, Na Mou, et al. 2022. CAN: Feature Co-Action Network for Click-Through Rate Prediction. In *Proceedings of the Fifteenth ACM International Conference on Web Search and Data Mining*. 57–65.
- [3] Zalán Borsos, Mojmir Mutny, and Andreas Krause. 2020. Coresets via bilevel optimization for continual learning and streaming. *Advances in Neural Information Processing Systems* 33 (2020), 14879–14890.
- [4] Xu Chen, Hongteng Xu, Yongfeng Zhang, Jiayi Tang, Yixin Cao, Zheng Qin, and Hongyuan Zha. 2018. Sequential recommendation with user memory networks. In *Proceedings of the eleventh ACM international conference on web search and data mining*. 108–116.
- [5] Cody Coleman, Christopher Yeh, Stephen Mussmann, Baharan Mirzasoleiman, Peter Bailis, Percy Liang, Jure Leskovec, and Matei Zaharia. 2019. Selection via proxy: Efficient data selection for deep learning. *arXiv preprint arXiv:1906.11829* (2019).
- [6] Shangfeng Dai, Haobin Lin, Zhichen Zhao, Jianying Lin, Honghuan Wu, Zhe Wang, Sen Yang, and Ji Liu. 2021. POSO: Personalized Cold Start Modules for Large-scale Recommender Systems. *arXiv preprint arXiv:2108.04690* (2021).
- [7] Matthias Delange, Rahaf Aljundi, Marc Masana, Sarah Parisot, Xu Jia, Ales Leonardis, Greg Slabaugh, and Tinne Tuytelaars. 2021. A continual learning survey: Defying forgetting in classification tasks. *IEEE Transactions on Pattern Analysis and Machine Intelligence* (2021).
- [8] Alex Graves, Greg Wayne, and Ivo Danihelka. 2014. Neural turing machines. *arXiv preprint arXiv:1410.5401* (2014).
- [9] Alex Graves, Greg Wayne, Malcolm Reynolds, Tim Harley, Ivo Danihelka, Agnieszka Grabska-Barwińska, Sergio Gómez Colmenarejo, Edward Grefenstette, Tiago Ramalho, John Agapiou, et al. 2016. Hybrid computing using a neural network with dynamic external memory. *Nature* 538, 7626 (2016), 471–476.
- [10] Huifeng Guo, Ruiming Tang, Yunming Ye, Zhenguo Li, and Xiuqiang He. 2017. Deepfm: a factorization-machine based neural network for ctr prediction. In *IJCAI*.
- [11] Jin Huang, Wayne Xin Zhao, Hongjian Dou, Ji-Rong Wen, and Edward Y Chang. 2018. Improving Sequential Recommendation with Knowledge-Enhanced Memory Networks. In *SIGIR*.
- [12] Ankit Kumar, Ozan Irsoy, Peter Ondruska, Mohit Iyyer, James Bradbury, Ishaan Gulrajani, Victor Zhong, Romain Paulus, and Richard Socher. 2016. Ask me anything: Dynamic memory networks for natural language processing. In *International conference on machine learning*. PMLR, 1378–1387.
- [13] Bin Liu, Chenxu Zhu, Guilin Li, Weinan Zhang, Jincan Lai, Ruiming Tang, Xiuqiang He, Zhenguo Li, and Yong Yu. 2020. AutoFIS: Automatic Feature Interaction Selection in Factorization Models for Click-Through Rate Prediction. In *KDD*.
- [14] Fei Mi, Xiaoyu Lin, and Boi Faltings. 2020. Ader: Adaptively distilled exemplar replay towards continual learning for session-based recommendation. In *Fourteenth ACM Conference on Recommender Systems*. 408–413.
- [15] Yunbo Ouyang, Jun Shi, Haichao Wei, and Huiji Gao. 2021. Incremental Learning for Personalized Recommender Systems. *arXiv preprint arXiv:2108.13299* (2021).
- [16] German I Parisi, Ronald Kemker, Jose L Part, Christopher Kanan, and Stefan Wermter. 2019. Continual lifelong learning with neural networks: A review. *Neural Networks* 113 (2019), 54–71.
- [17] Qi Pi, Weijie Bian, Guorui Zhou, Xiaoqiang Zhu, and Kun Gai. 2019. Practice on long sequential user behavior modeling for click-through rate prediction. In *KDD*. 2671–2679.
- [18] Pi Qi, Xiaoqiang Zhu, Guorui Zhou, Yujing Zhang, Zhe Wang, Lejian Ren, Ying Fan, and Kun Gai. 2020. Search-based User Interest Modeling with Lifelong Sequential Behavior Data for Click-Through Rate Prediction. In *CIKM*.
- [19] Jiarui Qin, Weinan Zhang, Rong Su, Zhirong Liu, Weiwen Liu, Guangpeng Zhao, Hao Li, Ruiming Tang, Xiuqiang He, and Yong Yu. 2023. Learning to Retrieve User Behaviors for Click-Through Rate Estimation. *ACM Transactions on Information Systems* (2023).
- [20] Jiarui Qin, Weinan Zhang, Xin Wu, Jiarui Jin, Yuchen Fang, and Yong Yu. 2020. User Behavior Retrieval for Click-Through Rate Prediction. In *SIGIR*.
- [21] Yanru Qu, Bohui Fang, Weinan Zhang, Ruiming Tang, Minzhe Niu, Huifeng Guo, Yong Yu, and Xiuqiang He. 2018. Product-based neural networks for user response prediction over multi-field categorical data. *TOIS* 37, 1 (2018), 1–35.
- [22] Kan Ren, Jiarui Qin, Yuchen Fang, Weinan Zhang, Lei Zheng, Weijie Bian, Guorui Zhou, Jian Xu, Yong Yu, Xiaoqiang Zhu, et al. 2019. Lifelong Sequential Modeling with Personalized Memorization for User Response Prediction. *SIGIR*.
- [23] Naveen Sachdeva, Carole-Jean Wu, and Julian McAuley. 2022. On sampling collaborative filtering datasets. *arXiv preprint arXiv:2201.04768* (2022).
- [24] Ashish Vaswani, Noam Shazeer, Niki Parmar, Jakob Uszkoreit, Llion Jones, Aidan N Gomez, Łukasz Kaiser, and Illia Polosukhin. 2017. Attention is all you need. In *Advances in neural information processing systems*. 5998–6008.
- [25] Jun Wang, Weinan Zhang, and Shuai Yuan. 2017. Display Advertising with Real-Time Bidding (RTB) and Behavioural Targeting. *Now Publisher* (2017).
- [26] Qinyong Wang, Hongzhi Yin, Zhiting Hu, Defu Lian, Hao Wang, and Zi Huang. 2018. Neural memory streaming recommender networks with adversarial training. In *Proceedings of the 24th ACM SIGKDD International Conference on Knowledge Discovery & Data Mining*. 2467–2475.
- [27] Ruoxi Wang, Rakesh Shivanna, Derek Cheng, Sagar Jain, Dong Lin, Lichan Hong, and Ed Chi. 2021. Dcn v2: Improved deep & cross network and practical lessons for web-scale learning to rank systems. In *Proceedings of the Web Conference 2021*. 1785–1797.

- [28] Yichao Wang, Huifeng Guo, Ruiming Tang, Zhirong Liu, and Xiuqiang He. 2020. A practical incremental method to train deep ctr models. *arXiv preprint arXiv:2009.02147* (2020).
- [29] Yuening Wang, Yingxue Zhang, Antonios Valkanias, Ruiming Tang, Chen Ma, Jianye Hao, and Mark Coates. 2023. Structure aware incremental learning with personalized imitation weights for recommender systems. In *AAAI*.
- [30] Yishi Xu, Yingxue Zhang, Wei Guo, Huifeng Guo, Ruiming Tang, and Mark Coates. 2020. Graphsail: Graph structure aware incremental learning for recommender systems. In *Proceedings of the 29th ACM International Conference on Information & Knowledge Management*. 2861–2868.
- [31] Fajie Yuan, Guoxiao Zhang, Alexandros Karatzoglou, Joemon Jose, Beibei Kong, and Yudong Li. 2021. One person, one model, one world: Learning continual user representation without forgetting. In *Proceedings of the 44th International ACM SIGIR Conference on Research and Development in Information Retrieval*. 696–705.
- [32] Yang Zhang, Fuli Feng, Chenxu Wang, Xiangnan He, Meng Wang, Yan Li, and Yongdong Zhang. 2020. How to retrain recommender system? A sequential meta-learning method. In *Proceedings of the 43rd International ACM SIGIR Conference on Research and Development in Information Retrieval*. 1479–1488.
- [33] Guorui Zhou, Xiaoqiang Zhu, Chenru Song, Ying Fan, Han Zhu, Xiao Ma, Yanghui Yan, Junqi Jin, Han Li, and Kun Gai. 2018. Deep interest network for click-through rate prediction. In *KDD*.