

# BANG: Billion-Scale Approximate Nearest Neighbour Search using a Single GPU

Karthik V., Saim Khan, Somesh Singh, Harsha Vardhan Simhadri and Jyothi Vedurada

**Abstract**—Approximate Nearest Neighbour Search (ANNS) is a subroutine in algorithms routinely employed in information retrieval, pattern recognition, data mining, image processing, and beyond. Recent works have established that graph-based ANNS algorithms are practically more efficient than the other methods proposed in the literature. The growing volume and dimensionality of data necessitates designing *scalable* techniques for ANNS. To this end, the prior art has explored parallelizing graph-based ANNS on GPU leveraging its massive parallelism. The current state-of-the-art GPU-based ANNS algorithms either (i) require both the dataset and the generated graph index to reside entirely in the GPU memory, or (ii) they partition the dataset into small independent *shards*, each of which can fit in GPU memory, and perform the search on these shards on the GPU. While the first approach fails to handle large datasets due to the limited memory available on the GPU, the latter delivers poor performance on large datasets due to high data traffic over the low-bandwidth PCIe bus.

We introduce **BANG**, a first-of-its-kind technique for graph-based ANNS on GPU for billion-scale datasets, that cannot entirely fit in the GPU memory. **BANG** stands out by harnessing a compressed form of the dataset on a single GPU to perform distance computations while efficiently accessing the graph index kept on the host memory, enabling efficient ANNS on large graphs within the limited GPU memory. **BANG** incorporates highly-optimized GPU kernels and proceeds in phases that run concurrently on the GPU and CPU, taking advantage of their architectural specificities. Furthermore, it enables overlapping communication with computation that results in efficient data transfer between the CPU and GPU. We evaluate **BANG** using a single NVIDIA Ampere A100 GPU on three popular ANN benchmark datasets. **BANG** outperforms the state-of-the-art comprehensively. Notably, on the billion-size datasets, we achieve throughputs  $40\times$ - $200\times$  more than the competing methods for a high recall value of 0.9. Additionally, **BANG** is the best in cost- and power-efficiency among the competing methods from the recent Billion-Scale Approximate Nearest Neighbor Search Challenge.

**Index Terms**—Approximate Nearest Neighbour Search, Graph and tree search strategies, Information retrieval, Approximate search, vector similarity search, GPU, Big data.

## I. INTRODUCTION

The  $k$ -Nearest-Neighbour-Search problem is to find the  $k$  nearest data points to a given query point in a multi-dimensional dataset. As the dimensionality increases, *exact* search methods become increasingly inefficient. In order to evaluate the exact  $k$ -nearest-neighbours of a query point in a  $d$ -dimensional dataset having  $n$  points, as a consequence of the *curse of dimensionality*, all the  $n$  points must be examined;

this takes  $O(nd)$  time [24]. Therefore, it is common practice to use Approximate Nearest Neighbour Search (ANNS) when looking for nearest neighbours in order to mitigate the curse of dimensionality by sacrificing a small accuracy for speed. ANNS is employed as a sub-routine in various fields, such as computer vision, document retrieval, and recommendation systems. These applications require searching enormous datasets containing words, images, and documents embedded in a multidimensional space. Search queries on such massive multidimensional datasets are often processed in batches to meet the high throughput demands, as evidenced by recent efforts [49], [27], [21] leveraging the massive parallelism of GPUs for ANNS.

Graph-based ANNS algorithms [31], [18], [25] have been shown to be generally more efficient in practice at handling large datasets. However, GPU implementations of these algorithms [35], [49], [21] require storing graph data structures in GPU memory, which limits their ability to handle large datasets. Even recent GPUs like the NVIDIA Ampere A100 having 80GB device memory, cannot accommodate the entire input data (graph index and data points). Prior solutions, such as sharding, effectively implemented by GGNN [21], result in high memory transfer costs. For example, even with the PCIe 4.0 interconnect operating at its peak theoretical transfer rate of 32 GB/s, transferring the DEEP1B dataset (consisting of a data size of 384GB and a graph index size of 260GB) from CPU to GPU would take 20 seconds, resulting in a low throughput of less than 500 QPS for 10,000 concurrent queries on the GPU. Alternatively, hashing and compression techniques, as showcased by SONG [49] and FAISS [27], can handle large volumes of data using a single GPU by reducing the data dimensionality or by compressing the vectors. However, these approaches have limitations when it comes to high recalls for massive datasets. It has been shown that it is feasible to attain high throughputs at high recalls on large datasets using multiple GPUs [21]. However, these approaches have a very high hardware cost which makes them undesirable. Thus, this paper explores an important question: *Can we increase the throughput of ANNS queries without compromising their recall by using a single GPU?*

In this paper, we introduce **BANG**, a novel GPU-based ANNS method, which is designed to efficiently handle large datasets, with billions of points, that cannot entirely fit in GPU memory. **BANG** stands out by employing compressed data for accelerated distance computations on the GPU while keeping the graph index and the dataset on the CPU, thus enabling efficient ANNS on large datasets. CPU transfers neighbour information to the GPU on demand in every iteration of the

Karthik V., Saim Khan and Jyothi Vedurada are with IIT Hyderabad, India. Harsha Vardhan Simhadri is with Microsoft Research, USA. Somesh Singh is with LabEx MILYON and LIP (UMR5668), France.

search. Furthermore, in contrast to the previous approaches that treat search activity as one monolithic block, BANG divides ANNS activity into distinct phases, thus maximizing resource utilization and mitigating CPU-GPU data transfer bottlenecks. Specifically, the division of phases leads to three advantages: (1) executing different phases on CPU and GPU in a pipeline (2) optimizing each phase’s (GPU kernel’s) span characteristics separately to maximize parallelism on GPU (3) asynchronously prefetching required data from CPU to GPU for certain phases. Thus, the overall performance of BANG stems from several factors, such as CPU-GPU load balancing, highly optimised GPU kernels (for tasks such as distance calculations, sorting, and updating worklists), prefetching and pipelining.

ANNS methods typically follow the *index* and *search* paradigm whereby data points are first processed to construct an efficient index, and then search queries are processed using this index. In this work, our focus is efficient Billion-scale ANN search on GPU utilizing an underlying graph index, and therefore we do not construct a graph index but instead utilize an existing one from prior work [25].

Our evaluations show that BANG significantly outperforms the state-of-the-art in all cases on three popular ANN benchmark datasets using a single NVIDIA A100 GPU. In particular, on the billion-scale datasets, we achieve throughputs  $40\times$ - $200\times$  more than the competing methods for a high recall of 0.9. BANG uses only a single GPU but achieves high throughput; it demonstrates high cost efficiency and power efficiency among the competing methods from the recent Billion-Scale Approximate Nearest Neighbor Search Challenge [40].

This paper makes the following main contributions:

- We introduce BANG, a novel GPU-based ANNS method for efficiently searching billion-scale datasets using a single GPU.
- We propose a phased-execution strategy that enables pipelined-execution of ANNS steps on both CPU and GPU, optimizing CPU-GPU load balancing, asynchronous data transfer, and GPU kernel performance for maximum parallelism.
- We present highly optimized GPU kernels for distance calculations and worklist updates in ANNS and implement prefetching and pipelining to effectively utilize CPU and GPU, reducing PCIe memory traffic and enhancing throughput without sacrificing recall.
- We conduct an extensive evaluation demonstrating that BANG significantly outperforms state-of-the-art GPU-based ANNS methods in terms of throughput and cost.

## II. BACKGROUND

### A. GPU Architecture and Programming Model

Graphic Processor Units (GPUs) are accelerators that offer massive multi-threading and high memory bandwidth [23]. CPU (*host*) and GPU (*device*) are connected via an interconnect such as PCI Express that supports CPU $\rightleftharpoons$ GPU communications. For our implementation, we use NVIDIA GPU with the CUDA [5] programming model. The main

memory space of GPU is referred to as *global memory*. A GPU comprises several CUDA cores, which are organized into *streaming multiprocessors* (SMs). All cores of a SM share on-chip *shared memory*, which is a software-managed L1 data cache. GPU procedures, referred to as *kernels*, run on the SMs in parallel by launching a *grid* of threads. Threads are grouped into *thread-blocks*, with each block assigned to an SM. Threads within a thread-block communicate and synchronize via shared memory. A thread-block comprises *warps*, each containing 32 threads, executing in a single-instruction-multiple-data (SIMD) fashion. Kernel invocation and memory transfers are performed using task queues called *streams*, which can be used for task parallelism.

### B. Graph Index

Many top-performing ANNS algorithms are graph-based, achieving both high recall (% true nearest neighbours) and high throughput, measured as queries per second (QPS). A graph-based ANNS algorithm runs on a *proximity graph*, which is pre-constructed over the dataset points by connecting each point with nearby points. Our BANG algorithm implements an efficient ANNS that can run on various proximity graphs such as kNN [21], HNSW [31], Vamana [25] etc. Manohar et al. [33] conducted a study on various CPU-based ANNS algorithms and showed that *DiskANN* [25] approach that runs on the Vamana graph index achieves superior throughput and recall on large datasets. Hence, we utilized the Vamana graph as the underlying search structure in the implementation of BANG. Vamana graph index is constructed by sharding the large dataset into smaller overlapping clusters. The technique iteratively processes individual clusters and uses *RobustPrune* and *GreedySearch* routines to construct directed sub-graphs on host RAM, which are then stored on SSD. The final graph is formed by uniting the edges in the sub-graphs. While prior techniques (that construct the graph index using the SNG property [6]) aim to reduce distances to the query point along the search path, Vamana further reduces hops to the query point with the RobustPrune property, resulting in a fast search.

## III. ANN SEARCH ON GPU: CHALLENGES IN HANDLING BILLION-SCALE DATA

We propose BANG, a parallel implementation of ANNS on a single GPU. There are two main challenges in parallelizing the ANNS on a single GPU: (1) managing large graphs within the constraints of limited GPU memory, (2) extracting sufficient parallelism for ANNS to fully utilize the hardware resources. In the following subsections, we discuss these challenges in more detail.

### A. Limited GPU Memory

A primary challenge when dealing with large datasets on GPUs is their massive memory footprint. Table I shows the sizes of various billion-scale ANNS datasets and their respective graph sizes. Notably, even with the recent A100 GPU’s maximum global memory capacity of 80GB, it is

TABLE I: Sizes of Data and Graphs for Various Datasets.

Dataset	Data Size	Vamana Graph [25]	kNN Graph [21]
SIFT1B	128GB	260GB	80GB
DEEPIB	384GB	260GB	95GB
SPACEV1B	140GB	260GB	112GB

evident that the entire input data (base, graph, and query) cannot be accommodated within the GPU memory. To address this challenge, a recent work GGNN [21] effectively implemented sharding as a solution. However, this approach requires frequent swaps of both processed and unprocessed shards between GPU and host RAM, resulting in high memory transfer costs over the PCI interconnect. Further, these swaps may result in an idle time of CPU/GPU, and optimal GPU-CPU coordination is essential during iterative graph traversals of ANNS. Furthermore, sharding the entire data is not viable because even with the PCIe 4.0 interconnect operating at its peak theoretical transfer bandwidth of 32 GB/s, it will take an estimated 20 seconds to transfer the largest dataset from CPU to GPU and will result in a markedly low throughput of around 500 QPS as explained in Section I.

Although employing a multi-GPU setup can facilitate the effective distribution of shards across all GPUs to store the entire input data (as demonstrated with eight GPUs in GGNN [21]), this approach incurs significant hardware cost. As a result, our focus is on developing an efficient and cost-effective parallel implementation of ANNS on a single GPU.

Alternatively, hashing and quantization techniques can handle large data on a single GPU. Hashing effectively reduces data dimensionality to make it fit within GPU memory, as demonstrated by SONG [49], which compressed a 784-byte vector to 64 bytes in the MNIST8M dataset. However, hashing is better suited for smaller datasets and may not achieve high recall on datasets with billions of points. Data compression, as demonstrated by FAISS [27], can accelerate query processing in GPU-based ANNS, but it cannot provide high recall.

To remedy these limitations, we present a novel GPU-based solution wherein we conduct ANNS that does not require the large graph to be present on GPU memory, instead the CPU retrieves the required neighbourhood information from the graph index kept on the host RAM and transfers it to GPU efficiently. Likewise, since the GPU cannot accommodate the entire base dataset, the search process on the GPU employs compressed vectors (instead of the base dataset vectors) for distance calculations. The compressed vectors are generated using the widely utilized Product Quantization [28] technique, employed in numerous previous works, including FAISS [27] and DiskANN [25].

Thus BANG mitigates the CPU-GPU data transfer bottleneck by transferring only compressed data to the GPU and by eliminating the need for transferring the entire graph to the GPU by fetching the neighbour information for a node from CPU to GPU on demand.

### B. Optimal Hardware Usage

BANG’s approach of obtaining neighbours from the CPU and calculating distances from them to the query on the GPU using compressed vectors presents two challenges.

The primary challenge is to prevent CPU and GPU idleness by ensuring their concurrent and continuous utilization despite the dependence on neighbour information between these devices. Furthermore, it is important to consider the volume of data that needs to be transferred between the CPU and GPU when balancing the work distribution between them to ensure that performance is not constrained by bandwidth limitations caused by prolonged data transfers, as in the GGNN [21] framework. To address these issues, we propose a parallel ANNS implementation BANG that extracts maximum parallelism by efficiently utilizing the hardware (CPU, GPU and PCIe bus) with a phased-execution approach to efficiently load balance the ANNS work across CPU and GPU and to minimize CPU-GPU data transfer bottlenecks. The phased-execution strategy facilitates the execution of different steps of ANNS in a pipeline on both CPU and GPU, which enables: (1) CPU-GPU load balancing to minimize CPU and GPU idle time, (2) using prefetching techniques to transfer data from CPU to GPU asynchronously for certain phases, and (3) optimizing the span characteristics of each GPU kernel (corresponding to operations such as distance computation, sorting and updating worklist) separately to maximize parallelism.

The second challenge is to optimize data structure placement according to computational strengths and memory access capabilities of the CPU and GPU, owing to the higher memory footprint caused by thousands of queries running concurrently on the data in the GPU. For instance, when handling parallel queries ( $Q$ ) on the GPU and managing data structures for tracking visited nodes ( $V$ ) and their processing, in order to determine whether structures should be placed on the CPU or GPU, several key factors need to be considered, such as the computational complexity associated with the memory size of  $Q \times V$ , the patterns of memory accesses within  $V$  (access times vary with CPU and GPU memory bandwidths), and the time it takes to transfer data  $Q \times V$  given the limited bandwidth of the PCIe interconnect between the CPU and GPU. BANG handles this by using an efficient implementation of bloom filter[7] on the GPU. We discuss this in detail in Section IV-C.

## IV. BANG: BILLION-SCALE ANNS ON A SINGLE GPU

Given a set of available queries,  $Q$ , BANG processes the queries in parallel by effectively using CPU (host), GPU (device) and PCIe (data transfer link between CPU and GPU), achieving high throughput on billion-scale data using a single GPU. BANG is a graph-based ANNS technique.

In the case of graph-based ANNS algorithms [31], [49], [25], [21], it is a fundamental approach to use greedy search, depicted in Algorithm 1. A worklist  $\mathcal{L}$  is used to hold at most  $t$  entries (i.e. nodes in the graph) in the increasing order of the distances of the points from the query point. The algorithm begins at a fixed point  $s$  and explores the graph  $G$  in a best-first order by evaluating the distance between each point in the worklist  $\mathcal{L}$  and the query point  $q$ , advancing towards  $q$  at each iteration and finally reporting  $k$  nearest neighbours.

BANG performs greedy search on a proximity graph [25], [21], [31]. Algorithm 2 describes BANG’s scheme for batched-queries searches on a GPU. Since all queries in a batch are

---

**Algorithm 1: GREEDY SEARCH**


---

**Input:** A graph index  $G$ , a query  $q$ , required no. of neighbours  $k$ , medoid  $s$  and a parameter  $t$  ( $\geq k$ )

**Output:** A set  $\{c_1, c_2, \dots, c_k\}$  of  $k$  approx. nearest neighbours

```

1 Initialise visited set  $\mathcal{V} \leftarrow \emptyset$  and worklist  $\mathcal{L} \leftarrow \{s\}$ 
2 while  $\mathcal{L} \setminus \mathcal{V} \neq \emptyset$  do
3    $u^* \leftarrow \arg \min_{u \in \mathcal{L} \setminus \mathcal{V}} \|x_u - x_q\|$  // get nearest candidate
4    $\mathcal{V} \leftarrow \mathcal{V} \cup \{u^*\}$ 
5    $\mathcal{L} \leftarrow \mathcal{L} \cup G.adj(u^*)$ 
6   Update  $\mathcal{L}$  to keep up to  $t$  nearest candidates
7  $\mathcal{K} \leftarrow k$  candidates nearest to  $q$  in  $\mathcal{L}$ 
8 return  $\mathcal{K}$ 

```

---



---

**Algorithm 2: BANG: ANNS using a Single GPU.**


---

**Input:**  $G$ , a graph index;  $k$ , required no. of nbrs;  $s$ , medoid  $PQDistTable$ , dist. b/w compressed vectors & queries  $\mathcal{Q}_\rho$ , a batch of  $\rho$  queries, and a parameter  $t$  ( $\geq k$ ), size of the worklist that controls recall of the search

**Output:**  $\mathcal{K}_\rho := \bigcup_{i=1}^\rho \{\mathcal{K}_i\}$ , where  $\mathcal{K}_i$  is the set of  $k$ -nearest neighbours for  $q_i \in \mathcal{Q}_\rho$

```

1 foreach  $q_i \in \mathcal{Q}_\rho$  in parallel do
2    $u_i^*, \mathcal{L}_i \leftarrow s$ 
3   converged  $\leftarrow false$ 
4   while not converged do
5      $N_i \leftarrow FetchNeighbors(u_i^*, G)$  // on CPU
6     /* CPU sends nbrs  $N_i$  to GPU */
7     foreach  $n \in N_i$  in parallel do // filter nbrs on GPU
8       if not GetBloomFilter( $i, n$ ) then
9          $N'_i \leftarrow N'_i \cup \{n\}$ 
10        SetBloomFilter( $i, n$ )
11      for  $k \leftarrow 1$  to  $|N'_i|$  in parallel do // on GPU
12         $\mathcal{D}_i[k] \leftarrow ParallelComputeDist(N'_i[k], q_i)$ 
13       $(\mathcal{D}'_i, \mathcal{N}'_i) \leftarrow ParallelMergeSort(\mathcal{D}_i, \mathcal{N}'_i)$  // on GPU
14       $\mathcal{L}_i \leftarrow ParallelMerge(\mathcal{L}_i, \mathcal{D}'_i, \mathcal{N}'_i)$  // on GPU
15      /* Merge  $\mathcal{N}'_i$  with worklist  $\mathcal{L}_i$  to keep  $t$  NNs at most */
16       $u_i^* \leftarrow$  next unvisited nearest node in  $\mathcal{L}_i$ 
17      /* GPU sends node  $u_i^*$  to CPU */
18      converged  $\leftarrow (\bigwedge_{n \in \mathcal{L}_i} Visisted(n))$ 
19    $\mathcal{K}_i \leftarrow k$  candidates nearest to  $q_i$  in  $\mathcal{L}_i$ 
20   /*  $k$ -nearest neighbours available on GPU */

```

---

independent, each query search can run in a separate CUDA *thread-block* (Section II-A) independently (see Line 1), resulting in as many thread-blocks as queries. It utilizes the GPU's massive parallelism to maximize throughput, as measured by Queries Per Second (QPS). BANG addresses the challenge of the entire graph index not fitting on GPU efficiently by keeping the index on CPU and selectively retrieving from the CPU the neighbours of the visited nodes (i.e. candidate nodes) during query search iteration (Lines 5 and 6). This strategy ensures effective handling of billion-scale datasets on a single GPU,

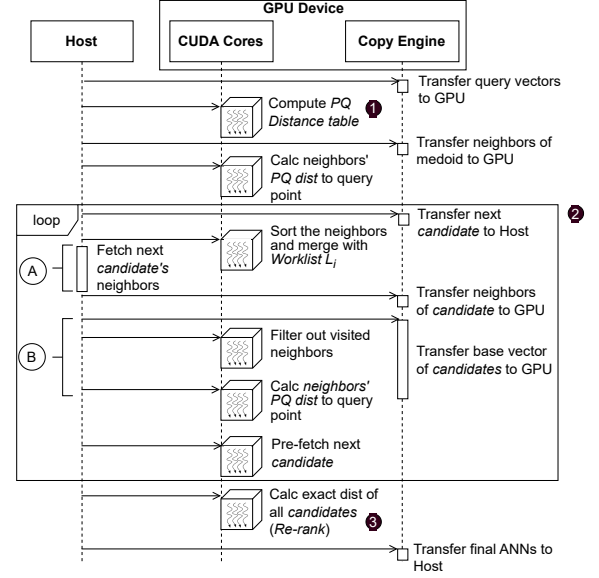


Fig. 1: Schema of BANG.

enhancing the overall performance of large-scale ANNS.

Figure 1 shows the complete workflow of BANG and the interaction between CPU and GPU. CPU maintains the graph and looks up its adjacency list to retrieve the neighbours of a node sent by the GPU. Similarly, the CPU maintains the complete base dataset as it cannot be fitted on the GPU, and the GPU performs the search using compressed vectors derived from the actual data vectors. Each step shown under the CUDA Cores section in Figure 1 runs in an individual CUDA *thread-block* (Section II-A) independently for each query. Figure 2 shows the workflow on a toy example, having 12 points in the base dataset, and its prebuilt Vamana graph index is shown in Figure 2a. We use this running example to explain our technique, BANG.

BANG addresses the challenges discussed in Section III by efficiently utilizing CPU, GPU, and PCIe bus hardware through a *phased-execution* approach. This strategy optimally balances ANNS workload across CPU and GPU while mitigating CPU-GPU data transfer bottlenecks by implementing prefetching techniques for asynchronous data transfer from CPU to GPU during specific phases. Further, by systematically dividing the ANNS activity into distinct steps, each with its own characteristics of work distribution and span, we maximize GPU parallelism, in contrast to other approaches [49], [21] that treat the entire search activity as a single block. That is, we design separate GPU kernels for each of these tasks within the search activity: (1) filtering out previously processed neighbours of the current node  $u_i^*$  at Line 7, (2) computing distances of neighbours to the query  $q_i$  at Line 11, (3) sorting the neighbours by computed distances at Line 13, and (4) merging the closest neighbours into the worklist at Line 14. Figure 2c shows these steps for each iteration of the query, where the GPU filters and sorts the neighbours by their distance to the query, merges it with  $L_i$ , and selects the first candidate node (e.g., 8 in iteration 1) to be visited next. For each individual kernel, we optimize the thread-

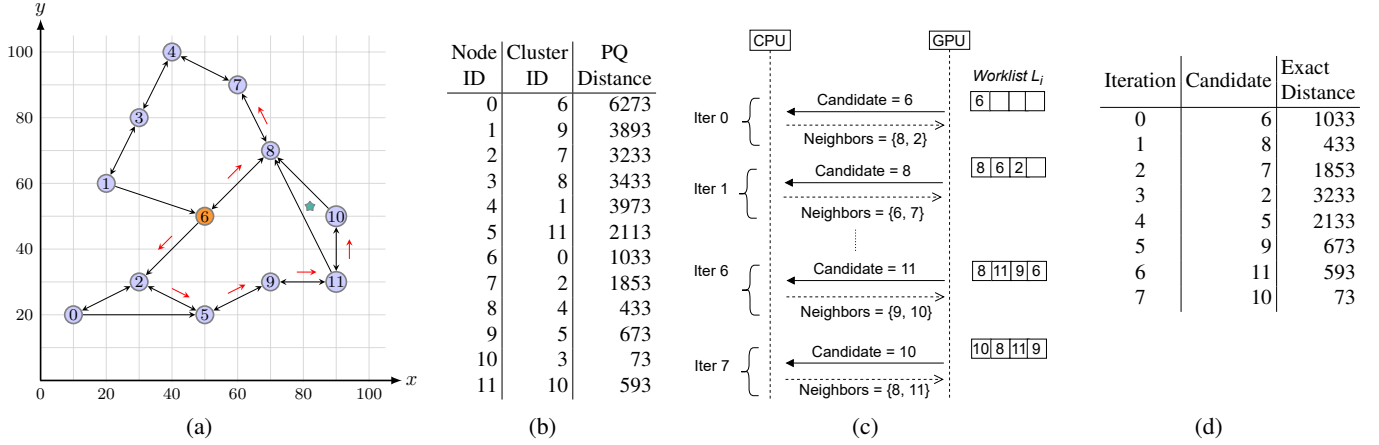


Fig. 2: Example illustrating BANG workflow for ANNS on Vamana graph. The star indicates the query point  $q(82, 53)$ .

block size (per query) to ensure maximum GPU occupancy, as a single sub-optimally configured block can significantly reduce performance. Further, this phased-execution strategy allows us to reduce GPU idle time by eagerly predicting the next candidate node  $u_i^*$  immediately after neighbour distance calculation rather than waiting for the previous iteration to finish before communicating  $u_i^*$  to the CPU.

In addition to greedy search, BANG employs two additional steps which result in three stages that happen one after the other: **1** the distance table construction, **2** greedy search, and **3** re-ranking, as shown in Figure 1. Since the dataset cannot fit on GPU, it is compressed using the popular Product Quantization [28] technique. This technique partitions the  $d$ -dimensional dataset vector space into  $m$  vector subspaces and performs independent  $k$ -means clustering of the dataset points(nodes) in each subspace, resulting in a centroid vector and ID for each cluster. Each dataset point is encoded using the cluster IDs belonging to the point in the respective  $m$  vector subspaces. Eventually, the input  $d$ -dimensional vector is represented by a shorter  $m$ -dimensional vector. Figure 2b shows the cluster ID associated with each node. Since  $m=1$  in the toy example, each 2-dimensional node vector is encoded into a single-byte cluster ID. We calculate the distances between centroid vectors and a given query vector within each subspace in a preprocessing step **1** and store them in a data structure *PQ Distance Table* (see Figure 2b). During the greedy search stage, distances between dataset points (in compressed form) and query vectors are calculated by summing the precomputed distances of the cluster IDs across all subspaces (i.e. available in *PQ Distance table*). Finally, after the greedy search process converges, BANG performs a re-ranking step **3** to refine the inaccurate set of  $k$  nearest neighbours that might have resulted due to the use of compressed vectors. The re-ranking step calculates the exact distances (Figure 2d) of candidate nodes to the query point using the original data vectors, ensuring precise identification of the final list of  $k$  nearest neighbours. (Note: The exact distances in Figure 2d and the corresponding PQ distances in Figure 2b happen to be identical for the respective nodes as it is a toy example. However, practically, they would be different.) For the toy example, the sorted final list of candidate nodes, ordered by their distances to the query node,

includes 10, 8, 11, 9, 6, 7, 5, 2, resulting in the selection of the top 2 nearest neighbours, namely, 10 and 8. BANG performs both reranking and distance table construction on GPU. Note that, for the re-ranking step, only full vectors of selected nodes are sent to GPU, which are fewer (compared to sending the entire dataset) and can thus collectively fit into GPU memory for all queries.

In the following subsections, we describe in detail how we parallelize and optimize the mentioned kernels and each step in Algorithm 2.

#### A. Construction of *PQDistTable* in Parallel

As discussed previously, since the entire dataset cannot fit on the GPU, the search on the GPU uses compressed vectors derived from the actual data vectors. That is, Algorithm 2 uses approximate distances calculated using compressed vectors at Line 12. For each of the query points in a batch, we compute its squared Euclidean distance to each of the centroids for every subspace produced by the compression. We maintain these distances in a lookup data structure, which we call the *PQ Distance Table* (in short, *PQDistTable*). Here, we describe the construction of *PQDistTable*. We describe later (in Section IV-D) how we use these precomputed distances to efficiently compute the *asymmetric distance* [28] between a (uncompressed) query point and the compressed data point.

We maintain *PQDistTable* as a contiguous linear array of size  $(\rho \cdot m \cdot 256)$ , where  $\rho$  is the size of the query batch and  $m$  is the number of subspaces with each subspace having 256 centroids. The number of centroids is as used in prior works [27], [25] that use Product Quantization [28]. We empirically determine  $m = 74$  for our setup, guided by the available GPU global memory (Section VI shows the ablation study with varying  $m$  values). For example, in Figure 2b, after compression, each input vector (2 bytes) gets compressed to a size of 1 byte using  $m = 1$  for the product quantization. Each thread-block handles one query, resulting in  $\rho$  concurrent thread-blocks. Furthermore, for a given query  $q \in \mathbb{R}^d$ , the distance of each of the subvectors of the query  $q_s \in \mathbb{R}^{d/m}$  from each of the 256 centroids of a subspace can be computed independently of others in parallel by the threads in a thread-block. Note that, for query  $q$ , distances of subvectors across  $m$

subspaces are computed sequentially within a thread, ensuring an adequate workload per thread and constrained by thread-block size.

**Work-Span Analysis.** The work of the algorithm is  $O((m \cdot \text{subspace\_size}) \cdot 256 \cdot \rho)$ . Owing to the parallelization scheme, the span of the algorithm is  $O(m \cdot \text{subspace\_size}) = O(d)$ , where  $d$  is the dataset dimension, and  $\text{subspace\_size}$  is the size of the subspace (i.e.,  $d/m$ ).

### B. Handling Data Transfer Overheads

As outlined in Algorithm 2, the CPU transfers the neighbours (Line 6) to the search routine executing on the GPU for every candidate transmitted by the GPU (Line 16). The data transfer between the device (GPU) and the host (CPU) is time-consuming in contrast to the GPU’s tremendous processing power (the PCIe 4.0 bus connects the GPU and has a maximum transfer bandwidth of only 32 GB/s). Therefore, BANG transmits only the bare minimum information required in order to minimize data transfer overhead. Specifically, from device to host, the transfer includes a list of final approximate nearest neighbours after the search in Algorithm 2 converges and a candidate node for each query in every iteration (Line 16), while from host to device, it comprises a list of neighbouring nodes of candidate nodes (Line 6) and base vectors/coordinates of the candidates (not shown in the algorithm).

Further, BANG hides data transfer latency with kernel computations using advanced CUDA features. To perform data transfers and kernel operations concurrently, CUDA provides asynchronous `memcpy` APIs and the idea of streams [42]; BANG makes use of these. During the search, neighbours of a given candidate are retrieved using CPU threads for all  $\rho$  queries (see Line 5 in Algorithm 2). We leverage the efficient structure of the graph data, allowing sequential memory access of the node’s base vector and its neighbourhood list as they are placed next to each other on the host memory. Hence, immediately after the transfer of the neighbour list to the GPU in each search iteration, we strategically make an asynchronous transfer of the base dataset vectors for future use that are only required during the final re-ranking step on GPU (after the search in Algorithm 2 converges). As a result, the kernel execution engine and the copy engine of the GPU are kept occupied to achieve higher throughput. Thus, in our implementation, we aim to make all the data transfers asynchronous with `cudaMemcpyAsync()` and placing `cudaStreamSynchronize()` at appropriate places to honor the data dependencies.

### C. Handling Processed Vertices: Bloom Filter

Given the nature of the Graph  $G$  to establish long-range edges [25], Algorithm 2 (Line 5) may encounter the same node multiple times during the search, potentially impacting throughput and/or recall. The low throughput issue arises from the possibility of duplicate work during the search, particularly when fetching neighbours (Line 5) and computing their distances to query (Line 12), both of which are computationally intensive. Avoiding this redundancy presents an opportunity for throughput improvement. The low recall issue arises when

not filtering out processed neighbours, leading to adding these neighbours to the worklist  $\mathcal{L}_i$  multiple times (duplicate entries in worklist  $\mathcal{L}_i$ ), potentially causing premature termination of the search. Further, the low recall issue has a stronger impact, as evidenced in our experiments where the recall diminishes to as low as 1/10th when processed vertices are not filtered out. Considering these factors, we keep track of the nodes processed during the traversal to ensure that a node is processed only once.

The most common methods for keeping track of the processed nodes are: i) setting a bit per each node and ii) using a set or a priority queue or a hash table data structure. While the first approach is fast, the memory footprint depends on the size of the dataset and the number of queries in a batch. For a billion-size graph and a query batch size of 10,000, it would require  $(10^9 \times 10^4)$  bits or  $\frac{10^{13}}{10^9 \times 8}$  GB = 125 GB memory. This alone would be too large to fit on the GPU. The second approach has a small memory overhead since it only stores the vertices that are visited. However, concurrent dynamic data structures such as set, priority queue, or hash table are inefficient to maintain on GPU due to the massive multithreading and the changing memory requirements. These inherent characteristics result in underutilising GPU computing bandwidth as evidenced by previous works [49], [21] and thus are not conducive to GPU parallelization.

To optimize parallelism within the constraints of limited GPU memory, we employ the well-established Bloom filter [7] for its efficiency in approximate set-membership tests and minimal memory footprint, fully leveraging GPU parallelism. We use one Bloom filter per query as shown at Line 10 in Algorithm 2. Our Bloom filter uses an array of  $z$  *bools*, where  $z$  is determined using an estimate of the number of processed nodes for a query, a small tolerable false-positive rate, and the number of hash functions used. We use two FNV-1a hash functions [20], which are lightweight non-cryptographic hash functions often used to implement Bloom filters.

### D. Parallel Neighbour Distance Computation

For each query in a batch, we compute its *asymmetric distance* from the current list of neighbours in each iteration (Line 12 in Algorithm 2). This computation for each query is independent, so we assign one query per thread-block. Further, for a query, its distance to each of the neighbours can also be computed independently of the other neighbours. Thanks to the *PQDistTable* we built previously (Section IV-A), we can compute the distance of a query point  $q_i$  to a node  $n_i$  by summing the *partial* distances of the centroids across all subspaces in *PQDistTable*, with centroid information obtained from  $n_i$ ’s compressed vector.

When computing distances in GPU-based ANNS, summations are commonly conducted using reduction APIs from NVIDIA’s CUB [37] library, such as those in [21], [49], typically at a thread-block-level or warp-level. However, in our approach, a thread-block of size  $t_b$  is subdivided into  $g$  groups, each with  $g_{\text{size}} := \frac{t_b}{g}$  threads. These groups collaboratively compute the distance of the query from a neighbour, with  $g_{\text{size}}$  threads summing up the partial distances of  $m$  subspaces

(with each thread processing a segment of size  $\frac{m}{g_{size}}$ ). Each thread sequentially computes the sum of values in a segment using thread-local registers, avoiding synchronization. Finally, to efficiently add segment-wise sums using  $g_{size}$  threads, we explore two approaches: (i) atomics, employing *atomicAdd()* for the final result; (ii) Sub-warp-level reductions, utilizing CUB [37] *WarpReduce*. Empirical tuning with  $m = 74$ ,  $t_b = 512$ , and  $g_{size} = 8$  yields optimal performance in our experimental setup, with the second approach, utilizing sub-warp level reductions, marginally outperforming the first. Overall, our segmented approach outperforms standard alternatives like CUB *WarpReduce* ( $1.2\times$  slower) and *BlockReduce* ( $4\times$  slower) for warp-level and thread-block-level reductions.

This kernel constitutes a sizeable chunk of the total run time on billion-size datasets, accounting for approximately 38% on average. The kernel’s efficiency is limited by GPU global memory access latency arising from uncoalesced accesses to compressed vectors of various neighbours, a consequence of the irregular structure of the graph. To mitigate this irregularity, we explored graph reordering using the well-known Reverse Cuthill Mckee (RCM) algorithm [15], [19]. However, this approach did not yield significant improvements in locality, and so we avoided graph reordering.

**Work-Span Analysis.** The work of the algorithm is  $O(R \cdot m \cdot \rho)$ , where  $R$  is the degree bound of the graph. Owing to the parallelization scheme, the span of the algorithm is  $O(\log m)$ .

### E. Prefetching Candidate Nodes

As described in Algorithm 2, candidate node  $u_i^*$  of each query  $q_i$  will be communicated to the CPU (Line 16) only after the GPU has updated the worklist  $\mathcal{L}_i$ . After that, while the CPU fetches the neighbours (Line 5) and communicates them to the GPU (Line 6), the GPU remains idle, waiting to receive this information. To avoid this delay in starting the current iteration, GPU must be supplied with the neighbour IDs as soon as needed. To address this, instead of sending the candidate nodes at the end of the previous iteration to CPU, we perform an optimization to *eagerly* identify the next candidate nodes immediately after the neighbour distance calculation (i.e., before even sorting the neighbour list by distance and updating worklist  $\mathcal{L}_i$ ).

Our optimization calculates the candidate node  $u_i^*$  eagerly by selecting the nearest neighbour in the new neighbour list  $N_i'$  and the first unvisited node in worklist  $\mathcal{L}_i$  (sorted by distance to query), then choosing the best between the two. The eager selection occurs just before Line 13 in Algorithm 2. Upon dispatching the eagerly selected candidates to the CPU, the GPU continues executing the remaining tasks of the iteration (sorting the new neighbour list and updating the worklist). Concurrently, the CPU fetches neighbour IDs. That is, Line 5 executes on CPU concurrently with tasks at Line 13 and 14 on GPU. By the completion of the GPU’s remaining tasks, the CPU has already communicated the neighbour IDs. This strategy eliminates GPU idle time, resulting in a throughput improvement (experimentally found to be  $\sim 10\%$ ).

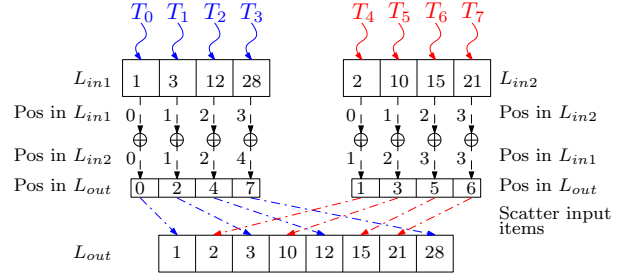


Fig. 3: Parallel List Merge.  $L_{in1}$  and  $L_{in2}$  are merged to create the merged list  $L_{out}$ .

### F. Parallel Merge Sort

To add new vertices closer to  $q_i$  than those in  $\mathcal{L}_i$  in each iteration of Algorithm 2, we sort the neighbours  $N_i'$  in the increasing order of their asymmetric distances to  $q_i$  and attempt to merge the eligible ones with  $\mathcal{L}_i$ . We sort the neighbours using parallel bottom-up merge sort. Conventionally, one worker thread merges two lists (in the conquer phase of the algorithm). Thus, as the algorithm progresses, parallelism decreases since there are fewer lists to merge, and consequently, the amount of work per thread increases as the size of the lists to merge grows. As most GPU threads remain idle until the sort is complete and the work per thread is high, this scheme is not suitable for GPU processing. We mitigate these issues by merging lists in parallel, using a parallel merge routine described in the following subsection.

For our use case, we need to sort small lists, typically having up to 64 nodes. We assign one thread-block to a query. Furthermore, we assign one thread per neighbour in the list to be sorted by setting the thread-block size to the maximum number of neighbours of a node in the graph. We start with sorted lists that have one element each and double their size at each step through the parallel merge routine (Section IV-G). As the lists are small, we can keep them in GPU shared memory throughout the sorting algorithm.

**Work-Span Analysis.** The work of merging two lists of size  $t$  using the parallel merge routine is  $O(t \cdot \log(t))$  (Section IV-G). The total work  $T(n)$  for an array of  $n$  numbers follows the recurrence:  $T(n) = 2 \cdot T(n/2) + n \cdot \log(n)$ , which gives  $T(n) = O(n \cdot \log^2(n))$ . Thus, the work of the algorithm is  $O(R \cdot \log^2(R) \cdot \rho)$ . Owing to the parallelization scheme, the span of the algorithm is  $O(\log^2(R))$ .

### G. Parallel Merge

The merge routine we detail in this section is employed in the merge sort, as explained in the preceding section. Additionally, it is utilized to merge the sorted neighbour list  $N_i'$  with the worklist  $\mathcal{L}_i$  at Line 14 in Algorithm 2.

Figure 3 shows our parallel list merge algorithm on two lists of size four each. Given two sorted lists  $L_{in1}$  and  $L_{in2}$  with  $m$  and  $n$  items, where an item  $e$  in  $L_{in1}$  is at position  $p_1 < m$ , and if inserted in  $L_{in2}$  would be at position  $p_2 < n$ , the position  $pos_{L_{out}}$  of the element in the merged list  $L_{out}$  is determined by  $pos_{L_{out}} \leftarrow p_1 + p_2$ . We assign one thread to each element. From the thread ID assigned to the item, we can

compute the position of the item in its original list. We use binary search to determine where the item should appear in the other list. For example, in Figure 3, the item 28 in  $L_{in1}$  is at index 3, determined by the thread ID. In  $L_{in2}$ , its index is 4, found through binary search. Therefore, the index of 28 in the merged list is 7 (3 + 4). Each thread, assigned to an item, concurrently conducts a binary search in the other list. We keep the lists in the GPU’s shared memory to minimize search latency. Thus, computing the position of each element in the merged list takes  $O(\log(m) + \log(n))$  time. Lastly, elements are scattered to their new positions in the merged list, and in the example, 28 is placed at index 7 in the merged list  $L_{out}$ . This step is also performed in parallel, as each thread writes its item to its unique position in the merged list.

**Work-Span Analysis.** The work of the algorithm to merge two lists each of size  $l$  is  $O(l \cdot \log(l))$ . Owing to the parallelization scheme, the span of the algorithm is  $O(\log(l))$ .

### H. Re-ranking

As discussed, we use approximate distances (computed using PQ distances) throughout the search in Algorithm 2. Hence, we employ a final re-ranking step [45] after the search converges to enhance the overall recall.

We implement the re-ranking step as a separate kernel with optimized thread-block sizes. Re-ranking involves computing the exact (i.e. Euclidean) distance for each query vector with its respective candidate nodes, followed by sorting these candidates by their distance to the query vector and reporting the  $top-k$  candidates as nearest neighbours. For a query, its distance from each candidate node is computed in parallel. To sort the candidates according to their exact distance, we use the parallel merge procedure described in Section IV-F. Thanks to the asynchronous data transfers (Section IV-B), the candidates’ base dataset vectors are already available on GPU when this kernel begins. From our experiments, we observed that re-ranking improved the recall by 10-15% for the datasets under consideration.

**Work-Span Analysis.** The work of the re-ranking step is  $O((d \cdot |\mathcal{C}| + |\mathcal{C}| \cdot \log^2(|\mathcal{C}|)) \cdot \rho)$ , where  $|\mathcal{C}|$  is the maximum number of candidate nodes for a query and  $d$  is vector dimension. Owing to the parallelization scheme, the span of re-ranking is  $O(d + \log^2(|\mathcal{C}|))$ .

## V. IMPLEMENTATION VARIANTS

We refer to the implementation described so far in Sections III and IV as BANG. In addition, we provide versions of the implementation specifically optimized for small and medium-sized datasets (having up to 100M points) that can fit in the GPU memory. We discuss these versions below.

### A. In-memory Variant

Since the CPU-GPU link stays constantly busy when we store the graph on the CPU, as in BANG, careful task management on the GPU is needed to avoid idle time due to CPU-GPU interdependency. However, following the same approach is unnecessary for smaller graphs that can fit on a GPU.

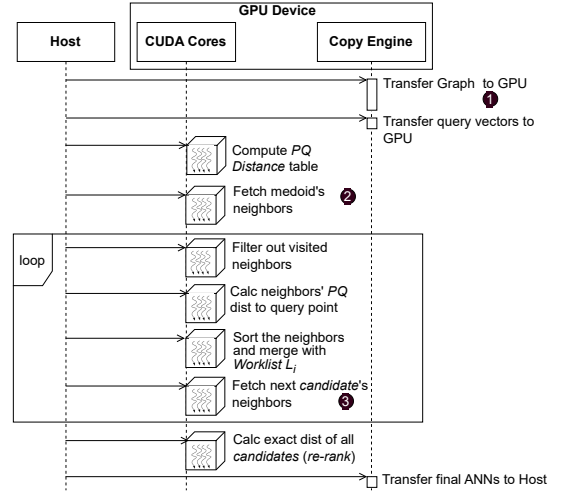


Fig. 4: Schema of BANG In-memory Variant.

Keeping the entire graph on the GPU, rather than the CPU, eliminates the memory-intensive process of the CPU fetching neighbours from its memory for GPU-supplied candidates, resulting in enhanced throughput. We refer to this version of the implementation as BANG In-memory. The schematic block diagram of this version is shown in Figure 4. There are two main differences from Figure 1: (1) in step 1, we transfer the entire graph from CPU to GPU before the search begins (2) steps 2 and 3 fetch neighbours on the GPU locally through accesses to global memory instead of relying on the CPU.

### B. Exact-distance Version

This variant further optimizes the BANG In-memory version. Instead of using PQ distances within the greedy search loop and subsequently compensating the inaccuracies (resulting due to the use of PQ distances) by the re-ranking step, we directly use exact (Euclidean) distance calculations instead of PQ distances. We refer to this version as BANG Exact-distance. The main differences from Figure 4 are: (1) absence of PQ Distance Table computation, (2) exact distance computation (instead of PQ distance summation), (3) absence of re-ranking step.

## VI. EXPERIMENTAL SETUP

### A. Machine Configuration

**Hardware.** We conduct our experiments on a machine with 2x Intel Xeon Gold 6326 CPU (with 32 cores), clock-speed 2.90GHz, and 660 GiB DDR4 memory. It houses a 1.41 GHz NVIDIA Ampere A100 GPU with 80 GB global memory and a peak bandwidth of 2039 GB/s. The GPU is connected to the host via a PCIe Gen 4.0 bus having a peak transfer bandwidth of 32 GB/s. We use a single GPU for all the experiments.

**Software.** The machine runs Ubuntu 22.04.01 (64-bit). We use g++ version 11.3 with `-O3`, `-std=c++11` and `-fopenmp` flags to compile the C++ code. We use OpenMP for parallelizing the C++ code. The GPU CUDA code is compiled using `nvcc` version 11.8 with the `-O3` flag. BANG source codes are publicly available at [12].



TABLE II: Real-world datasets in our test-suite. (CV Size = Compressed Vectors size)

Dataset	Type	No. of Data points	$d$	Vector Size <sub>(GB)</sub>	Graph Size <sub>(GB)</sub>	CV Size <sub>(GB)</sub>
DEEP1B [46]	float	1000,000,000	96	384.0	260.0	74.0
SIFT1B [29]	uint8	1000,000,000	128	128.0	260.0	74.0
SPACEV1B [13]	int8	1000,000,000	100	100.0	260.0	74.0
DEEP100M	float	100,000,000	96	38.4	26.0	7.4
SIFT100M	uint8	100,000,000	128	12.8	26.0	7.4
SPACEV100M	int8	100,000,000	100	10.0	26.0	7.4

## B. Datasets

We present experiments on three popular real-world datasets that originate from a diverse set of applications. We summarize the characteristics of these datasets along with the sizes of the generated graphs and compressed vectors in Table II. DEEP1B [46] is a collection of one billion image embeddings compressed to 96 dimensions. SIFT1B [29] represents the 128-dimensional SIFT (Scale-Invariant Feature Transform) descriptors of one billion images. The SPACEV1B dataset [13] encodes web documents and web queries sourced from Bing using the Microsoft SpaceV Superior Model. This dataset contains more than one billion points, and to be consistent with other billion-scale datasets in our test suite, we pick the first billion points in the dataset. The 100M versions of the three datasets are generated by taking the first hundred million points from their respective 1B datasets. We use a query batch size of 10,000 and run all the queries in a single batch, as in previous approaches [49], [21].

## C. Algorithm Parameters: BANG

**Graph Construction.** We run BANG search algorithm on Vamana graph, built using DiskANN [25]. We specify  $R = 64$  (maximum degree bound),  $L = 200$  (size of worklist used during build) and  $\sigma=1.2$  (pruning parameter), following the recommendations of the original source. The sixth column in Table II shows the size of the resulting graph for each dataset. **Compression.** We specify the parameters for PQ compression such that the generated compressed vectors fit entirely in the GPU global memory. For our setup, we empirically determined the largest value of  $m$  to be 74. We use  $m = 74$  across all datasets for all our experiments, unless otherwise stated. Note that as a consequence, the compression ratio could vary (although  $m$  remains the same) for different datasets depending upon their dimensionality. For example, for the 128-dimension SIFT1B dataset, the compression ratio is  $74/128 = 0.57$ , while for the 384-dimension DEEP1B dataset, the compression ratio is  $74/384 = 0.19$ . The last column in Table II shows the total size of PQ compressed vectors for each dataset.

**Search.** The search starts from the *medoid*, a node pre-determined during graph construction. We use the standard  $k$ -recall@ $k$  [25] recall metric. We measure the throughput using the standard definition of *Queries Per Second* or *QPS*. The search parameter  $t$  in Algorithm 2 represents the size of the worklist  $\mathcal{L}$ . The recall increases with  $t$ . The lower bound for  $t$  is  $k$ , and the maximum value of  $t$  is empirically set to 152 for our experiments. The Bloom filter (Section IV-C) is created to hold 399,887 entries, which we determined empirically.

We tune the Bloom filter size to lower values in order to generate lower recall values (below the recall values achieved by using  $t = k$ ). To increase statistical significance, we report the throughput averaged over five independent runs.

## D. Baselines

We compare BANG with the state-of-the-art open-source techniques that support billion-scale ANNS on a single GPU. Techniques like SONG [49] were found to work well on the million-scale datasets but could not be scaled up to the billion-scales. Therefore, we did not consider them.

**GGNN [21].** GGNN performs GPU-based ANNS on a hierarchical  $k$ -NN graph. It works by dividing a large dataset into small shards that can be processed on multiple GPUs in parallel. GGNN provides configurable graph construction parameters *viz.*: number of out-going edges ( $k$ ), number of disjoint points selected for subgraphs ( $s$ ), number of levels in the hierarchical graph ( $l$ ), slack factor ( $\tau_b$ ) and number of refinement iterations ( $r$ ). In the original work, eight GPUs were used for billion-scale datasets, but we configured GGNN to run with a single GPU. We use the recommended build parameters from the original source code repository [22] for most datasets; for others, we follow authors’ private email suggestions for optimal performance on our setup. We configure 1B dataset as  $\{k:20, s:32, l:4, \tau_b:0.6, r:2, 16 \text{ shards}\}$  and 100M dataset as  $\{k:24, s:32, l:4, \tau_b:0.5, r:2, 2 \text{ shards}\}$ .

**FAISS [27].** FAISS supports billion-scale ANN search on GPU. The underlying search structure of FAISS is the inverted-index (IVF) [34]: points are typically assigned to buckets via single-level clustering or two-level clustering. FAISS provides parameters for users to specify the type of quantization to be used on the base dataset. It supports two compression techniques, Scalar Quantization (SQ) and Product Quantization (PQ), and we perform experiments using each technique separately. We followed the guidelines mentioned in the FAISS Wiki [26] to experiment with different values for the IVF index type, and PQ/SQ transform to achieve optimal recall and throughput. For PQ, we configured the index string as: *OPQ32\_128, IVF262144, PQ32*. The first field indicates the *vector transformation* technique (pre-processing) that aids in the subsequent steps of index construction and compression stages. The second field indicates the type of IVF index used. The third field indicates the encoding scheme (quantization) used. For SQ, we configured the index string as: *IVF65536, SQ8* as indicated in Billion-Scale Approximate Nearest Neighbor Search Challenge [39]. Note that SQ indexes are less space-efficient than PQ but provide better recalls. All experiments were performed on a single GPU.

## VII. RESULTS

In this section, we comprehensively compare the performance and solution quality of BANG with various state-of-the-art methods across different datasets detailed in Section VI. We present the results on 1B datasets followed by 100M datasets. Further, we also provide the cost analysis for BANG as supplementary material [2].

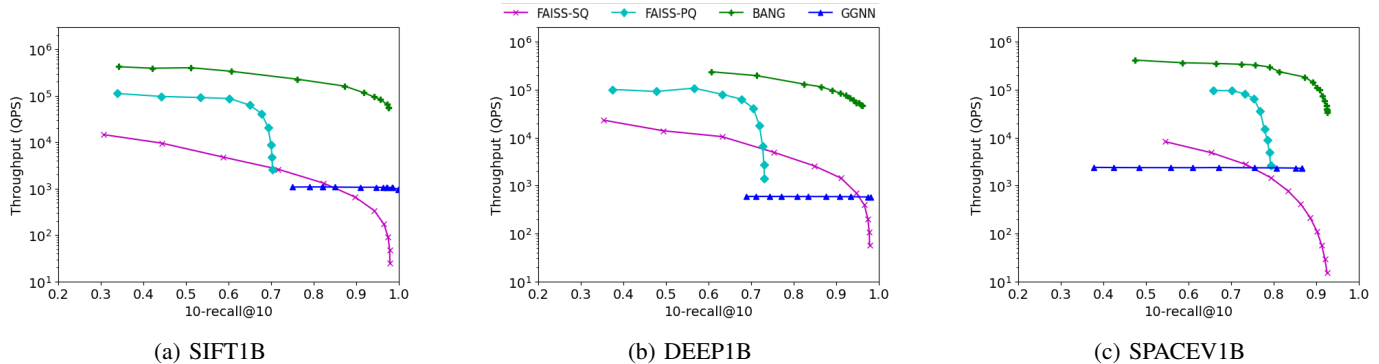


Fig. 5: QPS-recall curves on billion-size datasets.

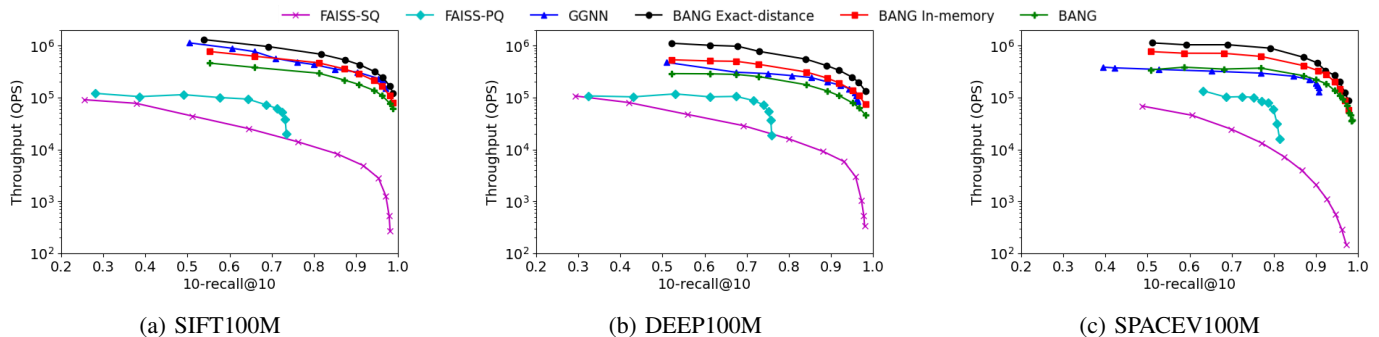


Fig. 6: QPS-recall curves on 100M datasets.

### A. Performance on Billion-scale Datasets

Figure 5 compares BANG against GGNN and FAISS on billion-size datasets. BANG outperforms GGNN and FAISS in throughput for compatible recalls at 10-recall@10 across all three datasets. Overall, BANG achieves outstanding performance with  $40\times$ - $200\times$  throughput for a high recall of 0.9.

For optimal performance in FAISS, we configure the index values to be large enough to utilise the available GPU memory to the maximum extent possible. However, FAISS reports relatively lower recall due to compression losses. The number of distance calculations exponentially increases with recall, as observed in [33], which negatively impacts its throughput. Further, in general, the distance calculations in FAISS are higher in order of magnitude than in proximity graph methods.

For GGNN on a single GPU, data transfer overhead from CPU to GPU inlined with the search impeded the throughput. The memory transfer overhead was addressed by the original GGNN implementation by utilising eight GPUs to process the shards in parallel. For instance, after utilizing the 80 GB of GPU global memory, SIFT1B requires an additional 143 GB of data to be transferred from the CPU to the GPU during the search since the dataset and the graph are each 128 GB and 95 GB (total 223 GB), respectively. Transferring this additional data over the PCIe bus @ 32GB/s will take close to 5 seconds.

BANG search runs on GPU but does not require the graph to reside on the GPU. It further eliminates the need to transfer the base dataset to GPU by employing compressed vectors (instead of base vectors) present on the GPU. Furthermore, the reason for the high throughput of BANG is attributed to

the massive parallelism achieved on the GPU (Section IV). The re-ranking step, coupled with the integration of Bloom filters to filter processed nodes (prevents duplicate entries in the worklist and allows more deserving nodes to be included in the worklist), significantly contributes to achieving a high recall for BANG.

### B. Performance on 100M Datasets

Figure 6 shows the comparison of throughput and recall on 100M datasets. As the data structures (i.e., graph and data points) for 100M datasets fit within GPU memory, we report the performance of the two variants of BANG (Section V). The BANG In-memory and BANG Exact-distance variants achieve  $2\times$  and  $3\times$  higher throughput compared to the base variant of the BANG since there is no CPU-GPU data transfer overhead in the BANG variants. Interestingly, BANG Exact-distance variant outperforms GGNN. We might expect the same performance from the BANG Exact-distance variant as GGNN since it uses only GPU-resident data structures as done in GGNN and does not use compressed vectors for distance computations to query points. However, the main difference between the two is the type of underlying proximity graph. The k-NN graph structure of GGNN requires more hops or iterations for the search to terminate. In contrast, in BANG Exact-distance, the Vamana graph contains long-range edges, reducing the hops, enabling faster convergence with fewer distance computations. Note that, compared to BANG and FAISS, for GGNN, the performance improvement on 100M datasets over 1B datasets

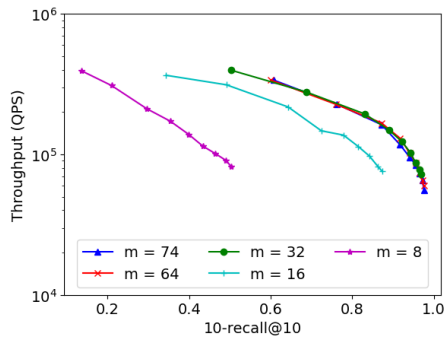


Fig. 7: Variation in throughput and recall with respect to  $m$  on SIFT1B.

TABLE III: Variation of  $\lambda$  with respect to search parameter  $t$ , i.e. the size of the worklist. (Smaller  $\lambda$  values are better.)

$t$	$I$	$\lambda$	10-recall@10
20	62	210.0	0.75
60	104	73.3	0.91
100	149	49.0	0.95
140	182	30.0	0.97
180	222	23.3	0.98

is significant since the CPU to GPU data transfer overhead, which is present in the 1B datasets, is not present here.

### C. Effect of Varying Compression Ratio

PQ compression techniques invariably introduce a loss in the recall. To empirically determine the impact of the compression operation on BANG’s recall, we ran BANG search on the SIFT1B dataset and varied  $m$  (i.e. the number of subspaces) during each run while keeping the other configurations the same as in Section VI. The results are shown in Figure 7.

While we expect the recall to decrease with high compression (i.e. a lower value of  $m$ ), the result shows no noticeable change in throughput or recall values even when  $m$  is decreased from 74 to 32 (representing compression ratios of 0.57 and 0.25, respectively). We observed that recall does not drop until a compression ratio of 0.25; below this value, recall begins to decrease. Thus, this behaviour allows BANG to operate efficiently on GPUs with limited device memory without compromising recall or throughput. For example, we expect BANG search to deliver comparable recall and throughput on an A100 GPU configured with either 40 GB or 80 GB of device memory. This translates to significant energy and cost savings.

One would expect the throughput to increase with the reduction in compression ratio because it reduces the number of distance computations (requiring fewer PQ distance lookups as the number of subspaces reduces) in the distance calculation kernel. Interestingly, we do not notice this pattern in the results. The inaccuracies in the distances calculated using compressed vectors increase as  $m$  decreases. Hence, BANG search path needs more hops and detours to converge. The additional time spent in performing more search iterations outweighs the gains from the computations saved on distance calculations, resulting in no significant throughput improvement.

### D. Ablation Study

The throughput of BANG is inversely proportional to the number of iterations it takes for the search to converge. We conduct an ablation study to investigate BANG’s efficiency in terms of the extra iterations it takes to converge compared to the lower bound on the number of iterations. The total number of iterations is lower-bounded by the size of the worklist (i.e. the search parameter  $t$  in Algorithm 2) because every entry in the worklist must be visited. An increase in  $t$  increases the number of iterations required for the search to converge because the number of search paths increases with more entries in the worklist. We calculate the percentage increase in the number of iterations over the lower bound as  $\lambda := \frac{I-t}{t} \times 100$ , where  $I$  is the actual number of iterations taken.

We varied  $t$  from 20 through 180 and measured  $\lambda$  and 10-recall@10 for the SIFT1B dataset with  $m = 64$  chunks. Table III presents the results. Note that recall increases with  $t$ . So, the purpose of considering larger values of  $t$  is to increase the recall (as it enables exploring more search paths). As we can observe from Table III,  $\lambda$  decreases with an increase in  $t$ . A lower value of  $\lambda$  indicates faster convergence with fewer iterations, confirming the efficacy of the recall improvement strategies for the graph index used.

Furthermore, in each iteration, multiple queries are processed in parallel, each by a separate thread block. The number of queries processed in the first iteration equals the batch size. In our phased-execution strategy, each query takes one step (a phase) at a time, along with all the other queries in the batch. The queries that are converged to termination are excluded from subsequent iterations. The total number of iterations ( $I$ ) for the greedy search to complete (i.e., for all queries in a batch to converge) is crucial for throughput; fewer iterations result in higher throughput. For a particular  $t$  value, we observed that on average, 95% of queries in a batch were completed in  $1.1 \times t$  iterations. This demonstrates that most queries take close to the optimal ( $t$ ) number of iterations to complete. Hence, the parallelization of BANG does not require sophisticated and heavy-weight thread scheduling mechanisms such as work-stealing wherein a thread-block which has finished processing its assigned query  $q_i$  can partake in processing unprocessed candidate nodes in the worklist  $\mathcal{L}_j$  of another query  $q_j$ .

## VIII. RELATED WORK

A large body of prior work has tackled the problem of ANNS [44]. In this section, we discuss the popular ANNS techniques targeting multicore CPUs, manycore GPUs and custom accelerators. We also highlight the key differences between BANG and the existing GPU-based ANNS methods. **ANNS on CPU.** Traditionally, ANNS has utilized Tree-based methods (like KD-trees [8], [14] and cover trees) and followed a branch-and-bound approach for search navigation. Hashing-based methods are also explored for ANNS. Locality-Sensitive Hash (LSH) [3], [4] depends on developing hash functions that can generate higher collision probabilities for nearby points than those far apart. Both these approaches face scalability challenges due to the growing dimensions and size.

NSW [32] is an early graph-based ANNS method that employs the Delaunay Graph (DG) [17] for identifying node

neighbours, ensuring near-full connectivity but introducing a high-degree search space with increasing dataset dimensionality. The graph includes short-range edges for higher accuracy and long-range edges for improved search efficiency, but this results in an imbalance in the graph’s degree due to the creation of “traffic hubs”. HNSW [31] addresses this by introducing a hierarchical structure to spread neighbours across levels and imposing an upper bound on node degree. However, scaling HNSW to high dimensions and large datasets continues to be challenging. NSG [18] improves graph-based methods’ efficiency and scalability, introducing the Monotonic Relative Neighborhood Graph (MRNG) for reducing index size and search path length while also scaling to billion-scale datasets. DiskANN [25] indexes billion-point datasets in hundreds of dimensions through the Vamana graph on commodity hardware (just 64GB RAM and an inexpensive solid-state drive), leveraging NSG and NSW strengths. It introduces a tunable parameter  $\alpha$  for a graph degree-diameter trade-off during construction. It proposes compression schemes to reduce memory consumption and computation costs during the search (see Section II-B). SPANN [9] utilizes the inverted index methodology. Unlike other inverted index techniques that use compression techniques (that have some invariable losses) to reduce memory footprint, SPANN uses SSD to store a portion of the index and yet outperforms its predecessors by greatly reducing the number of disk accesses. HM-ANN [38] uses memory technologies like Optane PMM to expand the main memory size to fit the graph index and thus avoid compression. It extends popular graph-based techniques like HNSW and NSG to run on the heterogeneous memory architecture with billion-scale datasets. The survey by Manohar et al. [16] extensively studies and compares popular graph-based ANNS algorithms, addressing scalability challenges and proposing parallelization strategies on CPU.

**ANNS on GPU.** Due to the complexity and throughput requirement of ANNS, offloading these calculations to massively parallel accelerators like GPU has gained considerable attention. FAISS [27] utilizes Quantization techniques for dimensionality reduction, employing an inverted index as the underlying data structure. FAISS achieves high throughputs at a billion scale, but with lower recall values. PQT [45] extends Product Quantization for better GPU performance but has drawbacks, such as longer encoding lengths than PQ-code and high encoding errors. V-PQT [10] addresses this with Vector and Product Quantization Tree, and Parallel-IVFADC [41] proposes a distributed memory version of FAISS for hybrid CPU-GPU systems scaling up to 256 nodes.

SONG [49], a graph-based ANNS implementation on GPU, offers a notable speedup over state-of-the-art CPU counterparts and significant improvements over FAISS through efficient GPU-centric strategies for ANNS. GANNS [47], built on this foundation, explores enhanced parallelism and occupancy through GPU-friendly data structures and an NSW-based proximity graph construction scheme. In a related effort, TSDG [43] proposes a two-stage graph diversification approach for graph construction and GPU-friendly search procedures catering to various batch query scales. CAGRA [35], a recent graph-based ANNS implementation, leverages mod-

ern GPU capabilities (e.g., warp splitting) for substantial performance gains over existing GPU ANNS methods at a million scale. However, SONG, TSDG, GANNS and CAGRA face limitations in scaling to billion-scale datasets due to the necessity of the entire graph index to reside on the GPU.

Graph-based GPU Nearest Neighbor (GGNN) [21] search is a recent implementation that outperforms SONG. It divides the large input dataset into smaller shards that can fit into GPU memory for performing ANNS on GPU, with the final results merged on the CPU. GGNN can run on a single GPU at a billion scale but with low throughput. To achieve very high throughputs ( $> 100,000$ ) at high recalls ( $> 0.95$ ), it utilizes eight GPUs for billion-scale ANNS.

We compare our work with algorithms that can handle billion-scale datasets on a single GPU. We find that only FAISS and GGNN fall into this category. Further, unlike these GPU-based approaches, BANG does not require multiple GPUs or data sharding techniques to achieve high recall on billion-scale datasets because it harnesses compressed vectors that can easily fit into a single GPU. Furthermore, instead of running the entire ANNS in one large kernel, BANG explores a *phased-execution* strategy, decomposing the ANNS into distinct phases that can be efficiently executed on CPU/GPU. Ultimately, BANG delivers significantly higher recall and throughput compared to these approaches.

**ANNS on other Accelerators.** Researchers have explored custom hardware, such as FPGAs, for ANNS acceleration, focusing on quantization-based [1], [48] and graph-based [36] approaches. However, these methods suffer from frequent data movement between CPU memory and device memory, leading to high energy consumption and lower throughputs. Addressing these limitations, vStore [30] proposes an in-storage computing technique for graph-based ANNS within SSDs, avoiding data movement overhead and achieving low search latency with high accuracy. On the other hand, TPU-KNN [11] focuses on realizing ANNS on TPUs. It uses an accurate accelerator performance model considering both memory and instruction bottlenecks.

## IX. CONCLUSION

We presented BANG, a novel GPU-based ANNS method that efficiently handles large billion-size datasets exceeding GPU memory capacity, particularly using a single GPU. It keeps the graph on the CPU and brings together computation on compressed data and optimized GPU parallelization to achieve high throughput on massive datasets. BANG enables GPU-CPU computation pipelining and overlapping communication with computation. Thus, it is able to optimally utilize the GPU and CPU resources, and reduce the data transfer over the PCIe interconnect between the host and the GPU. As a result, on billion-scale datasets, it significantly outperforms the current state-of-the-art GPU-based methods, achieving  $40\times$ – $200\times$  higher throughput at high recalls. A rigorous evaluation against competitive ANNS implementations demonstrated that BANG has the lowest hardware and operational cost, making it an attractive choice for practical deployment.

## REFERENCES

- [1] A. M. Abdelhadi, C.-S. Bouganis, and G. A. Constantinides, "Accelerated approximate nearest neighbors search through hierarchical product quantization," in *2019 International Conference on Field-Programmable Technology (ICFPT)*, 2019, pp. 90–98.
- [2] C. Analysis, "Supplementary Material," [https://github.com/karthik86248/BANG-Billion-Scale-ANN/blob/main/Cost\\_Analysis.pdf](https://github.com/karthik86248/BANG-Billion-Scale-ANN/blob/main/Cost_Analysis.pdf), 2023, retrieved: 2023-12-28.
- [3] A. Andoni and P. Indyk, "Near-optimal hashing algorithms for near neighbor problem in high dimension," *Communications of the ACM*, vol. 51, no. 1, pp. 117–122, 2008.
- [4] A. Andoni, P. Indyk, T. Laarhoven, I. Razenshteyn, and L. Schmidt, "Practical and optimal lsh for angular distance," *Advances in neural information processing systems*, vol. 28, 2015.
- [5] C. C. U. D. Architecture, "CUDA Programming Model," <https://docs.nvidia.com/cuda/cuda-c-programming-guide/index.html>, 2023, retrieved: 2023-12-28.
- [6] S. Arya and D. M. Mount, "Approximate nearest neighbor queries in fixed dimensions," in *Proceedings of the Fourth Annual ACM-SIAM Symposium on Discrete Algorithms*, ser. SODA '93. USA: Society for Industrial and Applied Mathematics, 1993, p. 271–280.
- [7] B. H. Bloom, "Space/time trade-offs in hash coding with allowable errors," *Communication of the ACM*, vol. 13, no. 7, pp. 422–426, 1970.
- [8] L. Cayton, "Fast nearest neighbor retrieval for bregman divergences," in *Proceedings of the 25th international conference on Machine learning*, 2008, pp. 112–119.
- [9] Q. Chen, B. Zhao, H. Wang, M. Li, C. Liu, Z. Li, M. Yang, and J. Wang, "Spann: Highly-efficient billion-scale approximate nearest neighborhood search," in *Advances in Neural Information Processing Systems*, M. Ranzato, A. Beygelzimer, Y. Dauphin, P. Liang, and J. W. Vaughan, Eds., vol. 34. Curran Associates, Inc., 2021, pp. 5199–5212.
- [10] W. Chen, X. Ma, J. Zeng, Y. Duan, and G. Zhong, "Hierarchical quantization for billion-scale similarity retrieval on gpus," *Computers and Electrical Engineering*, vol. 90, p. 107002, 2021. [Online]. Available: <https://www.sciencedirect.com/science/article/pii/S0045790621000288>
- [11] F. Chern, B. Hechtman, A. Davis, R. Guo, D. Majnemer, and S. Kumar, "Tpu-knn: K nearest neighbor search at peak flop/s," 2022.
- [12] S. Code, "BANG," <https://github.com/karthik86248/BANG-Billion-Scale-ANN/tree/main>, 2024, accessed: 2024-01-01.
- [13] S. Contributors, "SpaceV1b: A billion-scale vector dataset for text descriptors," <https://github.com/microsoft/SPTAG/tree/main/datasets/SPACEV1B>, 2023, accessed: Dec 30, 2023.
- [14] R. R. Curtin, P. Ram, and A. G. Gray, "Fast exact max-kernel search," in *Proceedings of the 2013 SIAM International Conference on Data Mining*. SIAM, 2013, pp. 1–9.
- [15] E. H. Cuthill and J. M. McKee, "Reducing the bandwidth of sparse symmetric matrices," in *ACM '69*, 1969. [Online]. Available: <https://api.semanticscholar.org/CorpusID:18143635>
- [16] M. Dobson, Z. Shen, G. E. Blelloch, L. Dhulipala, Y. Gu, H. V. Simhadri, and Y. Sun, "Scaling graph-based anns algorithms to billion-size datasets: A comparative analysis," 2023.
- [17] S. Fortune, "Voronoi diagrams and delaunay triangulations," *Computing in Euclidean geometry*. World Scientific, pp. 225–265, 1995.
- [18] C. Fu, C. Xiang, C. Wang, and D. Cai, "Fast approximate nearest neighbor search with the navigating spreading-out graph," *arXiv preprint arXiv:1707.00143*, 2017.
- [19] J. A. George, "Computer implementation of the finite element method," Ph.D. dissertation, Stanford University, USA, 1971. [Online]. Available: <https://searchworks.stanford.edu/view/2198775>
- [20] Glenn Fowler, Landon Curt Noll, and Phong Vo. Fowler-noll-vo hash function. <http://isthe.com/chongo/tech/comp/fnv/>.
- [21] F. Groh, L. Ruppert, P. Wieschollek, and H. Lensch, "Ggnn: Graph-based gpu nearest neighbor search," *IEEE Transactions on Big Data*, 2022.
- [22] F. Groh, L. Ruppert, P. Wieschollek, and H. P. Lensch, "Ggnn: Graph-based gpu nearest neighbor search," <https://github.com/cgtuebingen/ggnn>, 2023, accessed: Dec 30, 2023.
- [23] C. C. B. P. Guide, <https://docs.nvidia.com/cuda/cuda-c-best-practices-guide/>, 2023.
- [24] P. Indyk and R. Motwani, "Approximate nearest neighbors: Towards removing the curse of dimensionality," in *Proceedings of the Thirtieth Annual ACM Symposium on Theory of Computing*, ser. STOC '98. New York, NY, USA: Association for Computing Machinery, 1998, p. 604–613. [Online]. Available: <https://doi.org/10.1145/276698.276876>
- [25] S. Jayaram Subramanya, F. Devvrit, H. V. Simhadri, R. Krishnawamy, and R. Kadekodi, "Diskann: Fast accurate billion-point nearest neighbor search on a single node," in *Advances in Neural Information Processing Systems*, H. Wallach, H. Larochelle, A. Beygelzimer, F. d'Alché-Buc, E. Fox, and R. Garnett, Eds., vol. 32. Curran Associates, Inc., 2019.
- [26] H. Jegou, M. Douze, J. Johnson, L. Hosseini, C. Deng, and A. Guzhva, "Faiss wiki," <https://github.com/facebookresearch/faiss/wiki/Guidelines-to-choose-an-index>, 2023, accessed: Oct 2, 2023.
- [27] J. Johnson, M. Douze, and H. Jégou, "Billion-scale similarity search with gpus," *IEEE Transactions on Big Data*, vol. 7, no. 3, pp. 535–547, 2019.
- [28] H. Jégou, M. Douze, and C. Schmid, "Product quantization for nearest neighbor search," *IEEE Transactions on Pattern Analysis and Machine Intelligence*, vol. 33, no. 1, pp. 117–128, 2011.
- [29] H. Jégou, R. Tavenard, M. Douze, and L. Amsaleg, "Searching in one billion vectors: Re-rank with source coding," in *2011 IEEE International Conference on Acoustics, Speech and Signal Processing (ICASSP)*, 2011, pp. 861–864.
- [30] S. Liang, Y. Wang, Z. Yuan, C. Liu, H. Li, and X. Li, "Vstore: In-storage graph based vector search accelerator," in *Proceedings of the 59th ACM/IEEE Design Automation Conference*, ser. DAC '22. New York, NY, USA: Association for Computing Machinery, 2022, p. 997–1002. [Online]. Available: <https://doi.org/10.1145/3489517.3530560>
- [31] Y. A. Malkov and D. A. Yashunin, "Efficient and robust approximate nearest neighbor search using hierarchical navigable small world graphs," *IEEE transactions on pattern analysis and machine intelligence*, vol. 42, no. 4, pp. 824–836, 2018.
- [32] Y. Malkov, A. Ponomarenko, A. Logvinov, and V. Krylov, "Approximate nearest neighbor algorithm based on navigable small world graphs," *Information Systems*, vol. 45, pp. 61–68, 2014.
- [33] M. D. Manohar, Z. Shen, G. Blelloch, L. Dhulipala, Y. Gu, H. V. Simhadri, and Y. Sun, "Parlayann: Scalable and deterministic parallel graph-based approximate nearest neighbor search algorithms," in *Proceedings of the 29th ACM SIGPLAN Annual Symposium on Principles and Practice of Parallel Programming*, ser. PPOPP '24. New York, NY, USA: Association for Computing Machinery, 2024, p. 270–285. [Online]. Available: <https://doi.org/10.1145/3627535.3638475>
- [34] H. Noh, T. Kim, and J.-P. Heo, "Product quantizer aware inverted index for scalable nearest neighbor search," in *Proceedings of the IEEE/CVF International Conference on Computer Vision*, 2021, pp. 12 210–12 218.
- [35] H. Ootomo, A. Naruse, C. J. Nolet, R. Wang, T. B. Fehér, and Y. Wang, "Cagra: Highly parallel graph construction and approximate nearest neighbor search for gpus," *ArXiv*, vol. abs/2308.15136, 2023. [Online]. Available: <https://api.semanticscholar.org/CorpusID:261276680>
- [36] H. Peng, S. Chen, Z. Wang, J. Yang, S. A. Weitze, T. Geng, A. Li, J. Bi, M. Song, W. Jiang, H. Liu, and C. Ding, "Optimizing fpga-based accelerator design for large-scale molecular similarity search (special session paper)," in *2021 IEEE/ACM International Conference On Computer Aided Design (ICCAD)*. IEEE Press, 2021, p. 1–7. [Online]. Available: <https://doi.org/10.1109/ICCAD51958.2021.9643528>
- [37] Reduction, "CUB library," <https://nvlabs.github.io/cub/>, 2023, retrieved: 2023-12-28.
- [38] J. Ren, M. Zhang, and D. Li, "Hm-ann: Efficient billion-point nearest neighbor search on heterogeneous memory," in *Advances in Neural Information Processing Systems*, H. Larochelle, M. Ranzato, R. Hadsell, M. Balcan, and H. Lin, Eds., vol. 33. Curran Associates, Inc., 2020, pp. 10 672–10 684.
- [39] H. V. Simhadri, "Running the faiss gpu baseline," [https://github.com/harsha-simhadri/big-ann-benchmarks/tree/main/neurips21/track3\\_baseline\\_faiss](https://github.com/harsha-simhadri/big-ann-benchmarks/tree/main/neurips21/track3_baseline_faiss), 2023, accessed: July 18, 2023.
- [40] —, "Neurips 2021 competition: Billion-scale ann," <https://big-ann-benchmarks.com/neurips21.html>, 2024, accessed: May 18, 2024.
- [41] R. Souza, A. Fernandes, T. S. Teixeira, G. Teodoro, and R. Ferreira, "Online multimedia retrieval on cpu-gpu platforms with adaptive work partition," *Journal of Parallel and Distributed Computing*, vol. 148, pp. 31–45, 2021. [Online]. Available: <https://www.sciencedirect.com/science/article/pii/S0743731520303841>
- [42] C. Streams, "Streams Simplify Concurrency," <https://developer.nvidia.com/blog/gpu-pro-tip-cuda-7-streams-simplify-concurrency/>, 2023, retrieved: 2023-12-28.
- [43] H. Wang, Y. Wang, and W.-L. Zhao, "Graph-based approximate nn search: A revisit," 2022.
- [44] M. Wang, X. Xu, Q. Yue, and Y. Wang, "A comprehensive survey and experimental comparison of graph-based approximate nearest neighbor search," 2021.

- [45] P. Wieschollek, O. Wang, A. Sorkine-Hornung, and H. P. A. Lensch, "Efficient large-scale approximate nearest neighbor search on the gpu," in *Proceedings of the IEEE Conference on Computer Vision and Pattern Recognition (CVPR)*, June 2016.
- [46] A. B. Yandex and V. Lempitsky, "Efficient indexing of billion-scale datasets of deep descriptors," in *2016 IEEE Conference on Computer Vision and Pattern Recognition (CVPR)*, 2016, pp. 2055–2063.
- [47] Y. Yu, D. Wen, Y. Zhang, L. Qin, W. Zhang, and X. Lin, "Gpu-accelerated proximity graph approximate nearest neighbor search and construction," in *2022 IEEE 38th International Conference on Data Engineering (ICDE)*, 2022, pp. 552–564.
- [48] J. Zhang, J. Li, and S. Khoram, "Efficient large-scale approximate nearest neighbor search on opencl fpga," in *2018 IEEE/CVF Conference on Computer Vision and Pattern Recognition*, 2018, pp. 4924–4932.
- [49] W. Zhao, S. Tan, and P. Li, "Song: Approximate nearest neighbor search on gpu," in *2020 IEEE 36th International Conference on Data Engineering (ICDE)*. IEEE, 2020, pp. 1033–1044.