

AI in Supply Chain Risk Assessment: A Systematic Literature Review and Bibliometric Analysis

Md Abrar Jahin^a, Saleh Akram Naife^a, Anik Kumar Saha^a, and M. F. Mridha^{b,*}

^aDepartment of Industrial Engineering and Management, Khulna University of Engineering and Technology (KUET), Khulna, 9203, Bangladesh

^bDepartment of Computer Science, American International University-Bangladesh (AIUB), Dhaka, 1229, Bangladesh

Abstract

Supply chain risk assessment (SCRA) has witnessed a profound evolution through the integration of artificial intelligence (AI) and machine learning (ML) techniques, revolutionizing predictive capabilities and risk mitigation strategies. The significance of this evolution stems from the critical role of robust risk management strategies in ensuring operational resilience and continuity within modern supply chains. Previous reviews have outlined established methodologies but have overlooked emerging AI/ML techniques, leaving a notable research gap in understanding their practical implications within SCRA. This paper conducts a systematic literature review combined with a comprehensive bibliometric analysis. We meticulously examined 1,717 papers and derived key insights from a select group of 48 articles published between 2014 and 2023. The review fills this research gap by addressing pivotal research questions and exploring existing AI/ML techniques, methodologies, findings, and future trajectories, thereby providing a more encompassing view of the evolving landscape of SCRA. Our study unveils the transformative impact of AI/ML models, such as Random Forest, XGBoost, and hybrids, in substantially enhancing precision within SCRA. It underscores adaptable post-COVID strategies, advocating for resilient contingency plans and aligning with evolving risk landscapes. Significantly, this review surpasses previous examinations by accentuating emerging AI/ML techniques and their practical implications within SCRA. Furthermore, it highlights the contributions through a comprehensive bibliometric analysis, revealing publication trends, influential authors, and highly cited articles. This analysis provides an encompassing view of the field's growth, offering insights into its evolution. This comprehensive review provides a roadmap for practitioners and researchers, offering insights into fortifying supply chain risk management strategies through AI integration, ultimately contributing to a deeper understanding of evolving trends and applications in this dynamic field.

Keywords: Artificial Intelligence (AI), Supply chain risk assessment, Bibliometric analysis, Systematic literature review

1. Introduction

Supply chain management (SCM) has long grappled with various challenges stemming from a spectrum of sources. Past outbreaks of infectious diseases, geological upheavals like earthquakes, and other natural catastrophic events have put supply chains at risk, albeit on a limited scale (Govindan et al., 2020). These incidents have illustrated how interrelationships within

supply chains have formed intricate risk contagion networks, making them susceptible to contagion effects (Agca et al., 2022). The cascade effect, characterized by risk spillover from one enterprise to another, exacerbates the challenges, culminating in a chain reaction of Supply Chain Resilience (SCR) disasters (Roukny et al., 2018).

Across the globe, companies confront formidable challenges across all stages of their supply chains. Suppliers failing to meet delivery obligations, unpredictable shifts in customer demands, and episodes of panic buying are just a few examples of the hurdles companies face (Ivanov, 2020). In pursuing market leadership, enterprises must also contend with the complexity introduced by the management and launch of innovation

*Corresponding author.

Email addresses: abrar.jahin.2652@gmail.com (Md Abrar Jahin), naife.iem.kuet@gmail.com (Saleh Akram Naife), anikkumarsaha1999@gmail.com (Anik Kumar Saha), firoz.mridha@aiub.edu (and M. F. Mridha)

projects, further complicating SCM (Kwak et al., 2018). Furthermore, digital transformation has ushered in a wave of technological advancements in supply chain operations (Kwak et al., 2018).

However, the most significant disruption in recent times emerged during the COVID-19 pandemic, impacting global supply chains profoundly. The disruptions encompassed not only the movement of people but also the flow of raw materials and finished goods, along with extensive disruptions in factory and supply chain operations (Sheng et al., 2021). These disruptions ushered in unprecedented challenges for supply chain professionals as they grappled with an entirely new reality (Araz et al., 2020; Craighead et al., 2020). The pandemic represents a distinctive form of supply chain disruption, distinct from natural or man-made disasters (e.g., the Japanese earthquake and 9/11 attacks) and disruptions driven by evolving technologies and changing customer attitudes (Zhang et al., 2020).

While existing guidance exists for predicting, managing, and responding to these disruptions, the challenges brought about by COVID-19 have underscored the paramount importance of risk management, unlike any previous disruption (Bode et al., 2011; Craighead et al., 2020). Consequently, the concept of SCR in the context of COVID-19 has emerged as a critical area necessitating further exploration and development.

Supply chains are not the sole victims in this precarious environment, as the ripple effect extends to upstream and downstream enterprises. Practical risk management programs are imperative for enterprises to avert SCR and enhance SCR management (SCRM). Moreover, incorporating advanced AI technologies, such as ML, can provide predictive capabilities for SCRM. ML algorithms have showcased their ability to identify abnormal risk factors and derive predictive insights from historical data (Guo et al., 2021; Mohanty et al., 2021). By harnessing ML, enterprises can detect risk factors and anticipate market demands and potential risk scenarios (Punia et al., 2020; Wu et al., 2022a). ML's proficiency in handling non-linear relationships further bolsters its superiority over traditional linear models. Additionally, its aptitude for processing unstructured data, a challenge where traditional models falter, positions ML as a formidable tool for addressing time, cost, and resource constraints within supply chains.

However, despite its immense potential, supply chain researchers have historically exhibited limited familiarity with ML in comparison to other SCM aspects like mathematical programming and stochastic optimization (Liu et al., 2019; Shahed et al., 2021). Furthermore, the classification of ML algorithms remains unclear (Ja-

niesch et al., 2021; Xu and Jackson, 2019). Bridging this knowledge gap and exploring the value of ML for SCRM through interdisciplinary integration is a critical research need. Remarkably, there has been no prior effort to scrutinize the SCRM literature within an ML environment, in stark contrast to previous reviews primarily centered on risk definition, classification, and management strategies.

Companies should augment their analytical capabilities by harnessing organizational knowledge to enhance SCR, thereby elevating their information capabilities (Wong et al., 2020). As underscored by previous studies, the role of AI-enabled technologies extends to promoting innovations for enhanced supply chain performance (SCP) (Baryannis et al., 2019b; Nayal et al., 2021). The adaptation capabilities and information processing prowess offered by AI techniques hold the potential to enhance SCP (Belhadi et al., 2021a). Notably, AI has found application across diverse sectors, improving flexibility and communication and reducing undue fluctuations for successful project execution (Lalmi et al., 2021). To navigate the impact of risks and disruptions, (Katsaliaki et al., 2022) advocate the integration of three critical facets: long-term partnerships, IT applications for business enhancement, and government policies that facilitate adaptability.

The contemporary supply chain landscape demands the integration of AI, specifically ML, to invigorate SCRA and SCRM. While traditional methods possess merit, their limitations can be effectively addressed by AI, which offers predictive capabilities, nonlinear relationship analysis, and unstructured data processing. As supply chains continue to evolve, AI-based risk assessment is imperative for fostering resilience and sustaining the efficiency and effectiveness of supply chain operations. Existing reviews of SCRA using ML often fall short of offering a comprehensive view of evolving ML techniques, neglecting emerging trends and overlooking diverse applications and non-journal sources. They also tend to overlook the role of ML in the response phases of SCRM and do not sufficiently address data-related challenges.

In light of the limitations associated with traditional SCRA methods, there is a growing interest in harnessing the potential of AI techniques to enhance risk assessment practices. This paper presents a systematic literature review (SLR) focused on the application of AI in SCRA. The main objective of this review is to analyze the existing literature critically, identify research gaps, and provide insights into the use of AI techniques, such as ML, deep learning(DL), and natural language processing(NLP), to improve the accuracy and

effectiveness of SCRA. Our paper has the following contributions-

1. Our study significantly contributes to the literature by conducting a comprehensive review and employing bibliometric and cocitation analysis to assess the application of AI and ML techniques in SCRA, specifically focusing on the most recent papers.
2. This research addresses the evolving landscape of SCRA by considering the challenges posed by post-COVID uncertainties and emphasizing the increasing significance of AI in risk assessment.
3. This systematic review paper addresses the evolving landscape of SCRA by considering the challenges posed by post-COVID uncertainties and emphasizing the increasing significance of AI in risk assessment.
4. Our paper highlights pivotal trends and key findings, shedding light on the current landscape of AI/ML in SCRA.
5. We offer valuable insights into the next steps for researchers and practitioners, guiding the evolution of SCRA methods in an ever-changing world.
6. Our review aids academics and industry professionals seeking effective risk management strategies in today's dynamic supply chain environment.

This review follows a structured paper skeleton, starting with an introduction to the topic and its significance in the field of SCM in the "Introduction" section. Following this, a comprehensive "Literature Review" unfolds, delving into the existing body of knowledge. The subsequent "Methodology" section outlines the study's design, including article search strategies, selection criteria, and the synthesis of gathered data. Complementing these fundamental segments, the paper integrates a specific section for "Bibliometric Analysis" Utilizing bibliometric tools, this section showcases insights distilled from a comprehensive analysis of scholarly publications, focusing on AI in SCRA. Visualizations and key observations derived from this analysis are encapsulated here. Transitioning forward, the narrative navigates through diverse AI techniques deployed in SCRA, expounded within the "AI Techniques for Supply Chain Risk Assessment" section. Here, the discussion encapsulates the advantages, limitations, and real-world applications of these techniques. Moreover, it underlines the "Managerial Implications", providing actionable insights and recommendations for industry practitioners based on the reviewed literature. This section delineates practical implications derived from the reviewed

scholarly material aimed at aiding managerial decision-making within SCRA contexts. Continuing, the paper addresses the "Challenges and Limitations" encountered in this field, and forecasts potential "Future Research Directions" This forward-looking section paves the way for continued exploration and advancement within this domain. Ultimately, the review culminates in a comprehensive "Conclusion", summarizing the primary findings drawn from the review process. Additionally, it furnishes recommendations tailored for both practitioners and researchers aimed at leveraging the full potential of AI in SCRA.

This meticulously structured approach endeavors to contribute to existing knowledge and bridge critical gaps within the literature. It is designed to furnish invaluable insights for academia and industry stakeholders alike.

2. Literature Review

Deiva Ganesh and Kalpana (2022) conducted a comprehensive and descriptive literature study to identify AI and ML approaches in SCRM stages. This study examined SCRM research publications from three scientific databases from 2010 to 2021. They proposed a data analytics, simulation, and optimization framework that might produce a comprehensive Supply Chain risk identification, assessment, mitigation, and monitoring strategy. Hence, leveraging AI, Blockchain, and the Industrial Internet of Things (IIoT) to create smarter supply chains can transform how firms handle uncertainty. This analysis of (Deiva Ganesh and Kalpana, 2022) does not evaluate blockchain, big data, and IIoT-related supply chain articles, which may limit information. Due to limited research, only recent English-language publications on SCRM and AI were included. Nimmy et al. (2022) did a thorough literature evaluation on operational risk assessment methods and whether AI explains them. The report suggested that risk managers use auditable supply chain operational risk management methodologies to understand why they should take a risk management action rather than just what to do. While they employed the SLR method, they could only examine some AI solutions for SCRM. They suggested hybridizing supply chain operational risk management and explainable AI (XAI) to obtain XAI-like characteristics in future research. Li et al. (2023) analyzed COVID-19 SCR research history, present, and future. In particular, supervised ML classifies 1717 SCR papers into 11 subject categories. Each cluster was then studied in the context of COVID-19, indicating three related skills (interconnectedness, transformability, and sharing) on which en-

terprises could work to develop a more resilient supply chain post-COVID. Their data only came from Scopus' core collection, which might affect the results; thus, they suggested adding WoS and EBSCO to the evaluation Xu et al. (2020). Given the fast expansion of SCR research, they only picked English-language articles, which may have excluded valuable knowledge. They recommended network analysis to determine cluster linkages and SCR literary themes.

Naz et al. (2022) examined the role of AI in building a robust and sustainable supply chain and offered optimal risk mitigation options. For review, 162 SCOPUS research publications were selected. Based on the nominated articles, Structural Topic Modeling was used to produce various AI-related theme topics in SCR. AI research trends in SCR were examined using R-package bibliometric analysis. They solely studied journal articles, not conference papers, field reports, corporate reports, book chapters, etc. Ni et al. (2020) analyzed articles from 1998/01/01 to 2018/12/31 in five major databases to highlight the newest research trends in the field. ML applications in SCM were still developing due to a lack of high-yielding authors and poor publication rates. 10 ML algorithms were extensively utilized in SCM, but their utilization was unequal among the SCM tasks most often reported. This paper has limitations in reviewing only five popular databases to limit articles for evaluation that might have filtered some related articles. Second, only widely used ML methods in SCM were counted in this review, and other ML techniques brought to SCM may be helpful later on. Low-frequency ML algorithms should be analyzed for further research in this area. Finally, their article contained 32 well-recognized ML methods; however, some newly generated ML algorithms may be used in SCM after 2015. Baryannis et al. (2019b) examined supply chain risk definitions and uncertainty. Then, a mapping analysis categorizes available literature by AI approaches and SCRM tasks. Most of the examined works focus on building and assessing a mathematical model that accounts for various uncertainties and hazards but less on establishing and analyzing the applicability of the suggested models. They found that only 9 of 276 research (3%) use comprehensive techniques that cover all three SCRM stages (identification, assessment, and response). Yang et al. (2023) thoroughly examined the advancement of ML algorithms in SCRM by gathering 67 publications from 9 authoritative databases in the first half of 2021. They analyzed only English language journal articles from 9 relevant academic databases, excluding conference papers, textbooks, and unpublished articles and notes. This analy-

sis relied on keyword searches, which may have missed some work. Schroeder and Lodemann (2021) used a comprehensive and multi-vocal literature study to get a complete picture of our subject field. The SLR identified 533 papers in this area and examined 23. The comprehensive literature study found that just a few examples of ML in SCRM have been reported in depth in the scientific literature, and those examples focus on manufacturing, transport, and the complete supply chain. Shi et al. (2022) examined 76 works on credit risk utilizing statistical, ML, and DL methods over the last eight years. They offered a unique classification approach and performance rating for ML-driven credit risk algorithms utilizing public datasets. Data imbalance, dataset inconsistency, model transparency, and DL model underuse are discussed. Their review found that most DL models outperform standard ML and statistical algorithms in credit risk prediction, and ensemble techniques outperform single models.

Research Questions We formulated the following research questions to guide our SLR:

- RQ1: What is the current state of research on applying AI/ML techniques in SCRM?
- RQ2: Which AI/ML techniques are commonly employed in supply chain risk assessment, prediction, and mitigation?
- RQ3: What are the key findings and trends identified in the literature regarding using AI/ML in SCRM?
- RQ4: What are the research gaps and future directions in this field?

3. Methodology

3.1. Study Design

The research utilized a systematic approach to conduct a comprehensive literature review coupled with a bibliometric analysis. This methodology aimed to scrutinize the intersection of AI/ML techniques and SCRA, providing insights into research trends, methodologies, and emerging themes.

The SLR followed a robust methodology, adhering to the guidelines proposed by (Denyer and Tranfield, 2009). This approach aimed to identify and analyze research articles focusing on integrating AI/ML techniques within SCRA.

3.2. Search Strategy

We conducted a comprehensive search using two major academic databases: Google Scholar and Web of Science (WoS). We used the "Publish or Perish 8" tool for the Google Scholar search to filter articles published between 2015 and 2023. The initial search yielded 1000 articles. In the WoS search, we employed the following search strings to retrieve relevant articles:

```
(ALL=((("supply chain") AND ("risk*" OR "credit risk*" OR "risk assessment*" OR "risk prediction" OR "disruption*" OR "disease outbreak*" OR "post COVID resilienc*")) AND ("artificial intelligence" OR "machine learning" OR "neural network*" OR "deep learning" OR "reinforcement learning" OR "SVM" OR "support vector machine" OR "boosting" OR "ensemble" OR "bayesian network model" OR "random forest" OR "LSTM" OR "long short-term memory")) NOT (DT==( "PROCEEDINGS PAPER" OR "BOOK CHAPTER" OR "EDITORIAL MATERIAL" OR "LETTER"))
```

The WoS search initially retrieved 434 articles.

3.3. Article Selection Process

We followed a systematic approach to select the most relevant articles for our analysis. The inclusion and exclusion criteria were applied sequentially to ensure the selection of high-quality research. The following steps were taken:

- **Removal of Duplicates:** We removed duplicate articles identified between the two databases, resulting in 360 duplicates.
- **Filtering by Reliable Publishers:** We only considered articles published by reliable and reputable publishers, excluding 398 articles.
- **Non-English Exclusion:** We excluded articles not written in English, resulting in removing 3 articles.
- **Filtering by Publication Type:** We excluded articles classified as Q3 or Q4, proceedings papers, book chapters, editorials, and letters, resulting in the removal of 244 articles.
- **Title, Abstract, and Conclusion Review:** We reviewed the remaining articles based on their title, abstract, methodology, and conclusion to ensure their relevance to our research questions.

This step removed 386 articles, leaving us with a final set of 48 research articles.

3.4. Data Extraction and Synthesis

The selected articles underwent detailed analysis, focusing on methodologies, AI/ML techniques employed, key findings, and implications for SCRA. Data extraction forms were filled in to gather pertinent information for synthesis and further analysis.

To understand the research landscape comprehensively, we performed bibliometric and cocitation analysis of the 434 articles resulting from the filtering process. The bibliometric analysis helped us identify the field's most influential authors, journals, and key research themes. Cocitation analysis allowed us to identify clusters of related articles and determine their interconnections.

Our study has several limitations that should be acknowledged. First, the search was limited to articles published between 2015 and 2023, and it is possible that relevant articles published before or after this timeframe were not included.

4. Bibliometric Analysis

In our quest to comprehensively analyze the landscape of supply chain risk assessment using machine learning, we employed an array of tools, including MS Excel and VOSviewer software. This bibliometric analysis comprised several key components, each contributing to a deeper understanding of the field.

4.1. Publication Trend Over Time

Figure 2 offers a dynamic portrayal of the publication trend over the years, presenting an invaluable temporal dimension to our bibliometric analysis. A meticulous examination of data showed how the research landscape has evolved from 2014 to 2023. This longitudinal perspective equips us with the knowledge of emerging trends, shifts in focus, and the growth trajectory of the field.

4.2. Geographical Distribution of Research

In Figure 3, we present a geographical distribution of research related to SCRA using machine learning. The figure offers a clear visualization of countries that have actively contributed to the literature in this field. The deeper coloration signifies a higher volume of research publications from these regions. This representation enriches our understanding of the global landscape of SCRA, highlighting regions with significant scholarly contributions.

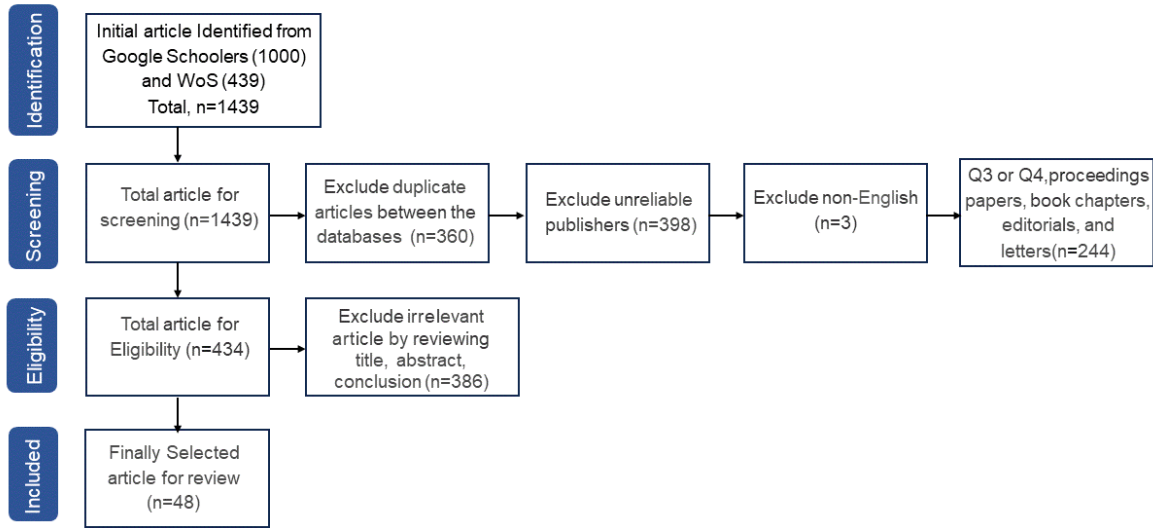


Figure 1: Prisma flow diagram for systematic literature review.

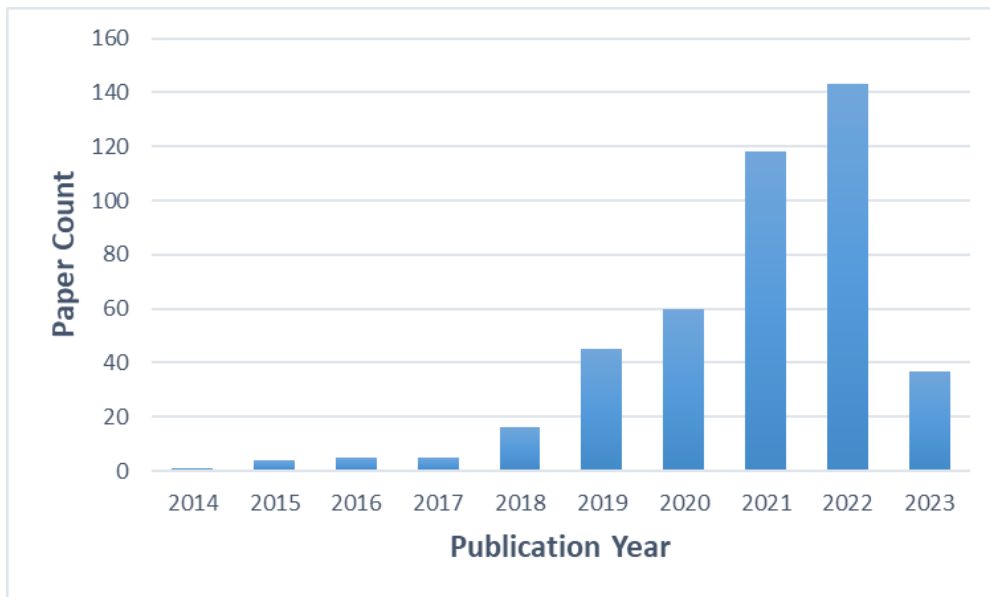


Figure 2: Annual publication trend (2014-2023) of the reviewed literature.

4.3. Analysis of Authors

Table 1 presents a ranking of the top 10 authors in the field of risk prediction and analysis based on the number of research papers attributed to each. "Gupta S" leads the list with 10 papers, highlighting a substantial body

of work in this domain. This table serves as a concise reference for identifying influential authors who have made significant contributions to the field of risk analysis and provides valuable insights into their scholarly output, aiding researchers and professionals in explor-




Figure 3: Geographical distribution of published papers.

Table 1: Top 10 authors according to the published papers

| Authors | Published Paper Count |
|--------------|-----------------------|
| Gupta S | 10 |
| Kumar A | 8 |
| Liu YK | 7 |
| Brintrup A | 5 |
| Liu C | 5 |
| Modgil S | 5 |
| Yang M | 5 |
| Bouzembrak Y | 4 |
| Choi TM | 4 |
| Chung SH | 4 |

ing their work.

4.4. Publisher Contributions

Figure 4 provides a compelling visual representation of the leading publishers in the field of SCRA, with a specific emphasis on applications of AI and ML. This chart clearly depicts the number of research papers associated with each publisher, enabling researchers and professionals to discern the most prolific contributors to this dynamic domain. It serves as a valuable resource

for identifying key publishers that disseminate influential research at the intersection of AI/ML and SCRA, granting a panoramic view of the publication landscape in this evolving field.

4.5. Journal Contributions

This bar chart, represented in Figure 5, showcases the top 11 journals significantly contributing to the field of SCRA with a specific focus on AI and ML applications. This visual representation helps researchers and professionals identify the key journals for accessing relevant and impactful research in AI/ML and SCRA. It concisely overviews this dynamic field's most prolific journal sources.

4.6. Co-citation Analysis

In pursuing a comprehensive understanding of the scholarly landscape in AI-based SCRA, we present three co-citation analyses derived from bibliometric data of the authors, cited references, and publication sources using VOSviewer. Each visualization offers unique insights into collaboration, thematic prominence, and citation patterns within this dynamic field.

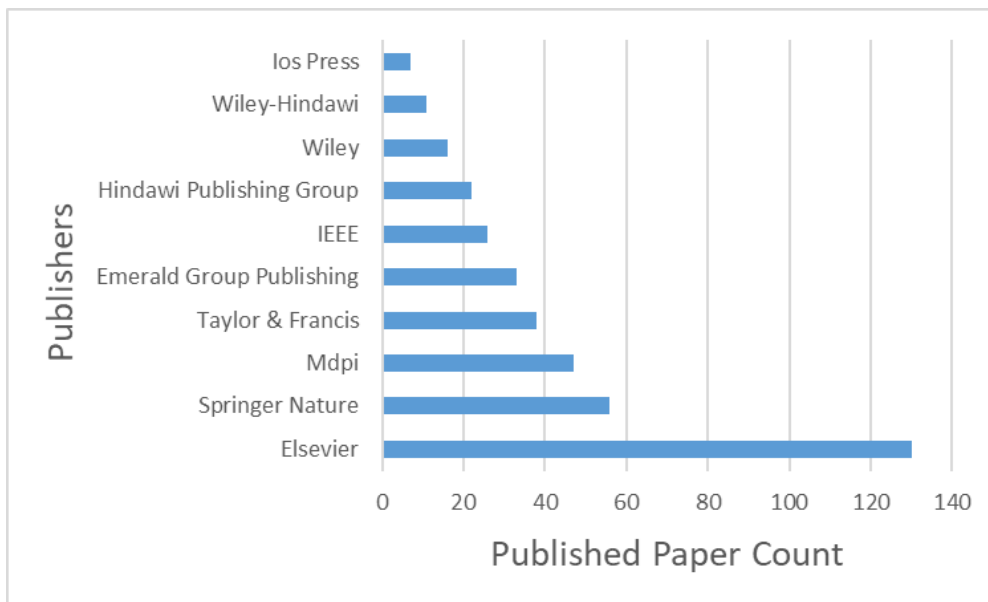


Figure 4: Publisher-wise distribution of the reviewed articles.

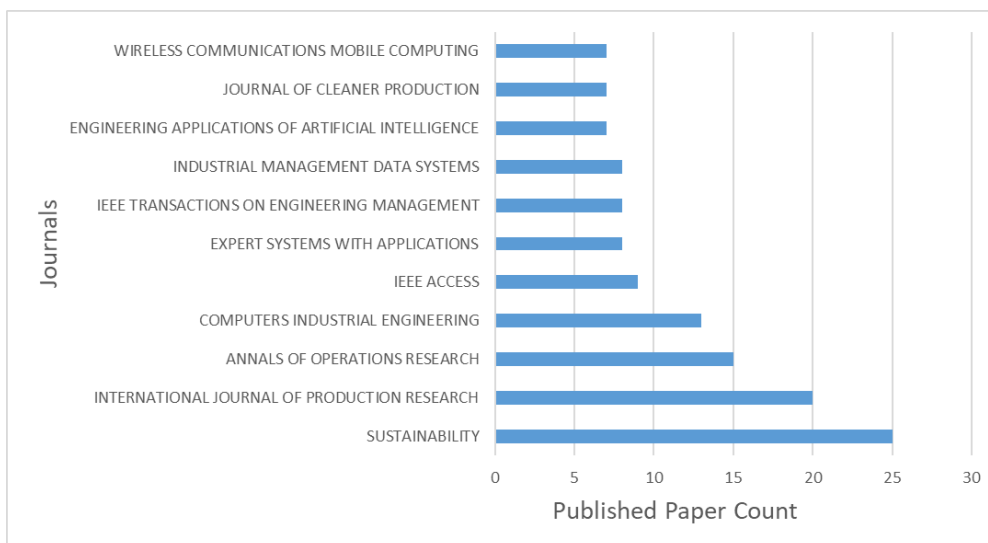


Figure 5: Journal-wise distribution of the reviewed articles.

Figure 6a illustrates connections between authors, highlighting 55 out of 18,858 authors surpassing a minimum citation threshold of 20. These authors formed three distinct clusters based on their co-citation patterns: Red (22 items), Green (19 items), and Blue (14 items). The clusters signify groups of authors who are frequently cited together, suggesting shared research themes or collaboration networks. Node size signifies citation counts, and connections depict co-citation relationships. This visualization unveils collaborative net-

works and shared contributions among influential authors.

The co-citation analysis of cited references involved a minimum citation threshold of 10, identifying 58 cited references meeting this criterion (Figure 6b). These references formed five distinct clusters, reflecting thematic relationships among the cited works. The clusters shed light on the interconnectedness of references, providing insights into key themes or influential works within the field. Five formed clusters and individual nodes

within each analysis were carefully examined for meaningful patterns. Each cluster represents distinct research themes or methodologies, while individual nodes signify specific authors, countries, or references that play pivotal roles in the overall co-citation network.

A minimum of 50 citations per source was set to analyze publication sources, identifying 70 sources meeting the criteria (Figure 6c). These sources were grouped into three clusters based on their co-citation patterns. These clusters offer insights into the thematic literature concentrations within your field of study. The three formed clusters were examined to discern the major themes and sub-fields represented by the co-cited sources. The significance of central sources was considered within each cluster, as they represented foundational works or widely acknowledged references in the field.

4.7. Co-authorship Analysis

Co-authorship analysis is a method to explore and understand collaborations among authors or researchers based on their joint publication activities. This analysis highlights the collaborative essence inherent in this research domain, revealing influential partnerships among authors and the noteworthy contributions of specific countries.

Figure 7a unveils the co-authorship network among authors within this field. By setting a threshold of at least 3 documents per author, we identified 63 authors meeting this criterion. The resulting visualization, created using VOSViewer, showcased 6 distinct colored clusters. For instance, clusters colored red, green, and deep blue comprised 10, 7, and 5 authors, respectively. The clusters are formed based on similar collaborative behaviors among these authors. The links connecting authors within clusters represent the robustness of their collaboration, indicating frequent joint authorship or shared research endeavors.

Figure 7b demonstrates co-authorship analysis at a country level. Using data encompassing document count, citations, and total link strength, a minimum document threshold of 2 per country identified 47 countries meeting this criterion. The visualization prominently emphasizes China's substantial dominance across document count, citations, and total link strength compared to other countries. This dominance underscores China's extensive contributions to the realm of Supply Chain Risk Assessment utilizing AI/ML techniques.

4.8. Co-occurrence Analysis

The results of our co-occurrence analysis using VOSviewer, focusing on the unit of analysis as 'Au-

thors' and 'Keywords Plus,' were presented in Figure 8, offering insights into the thematic intricacies of SCRA and ML. The co-occurrence analysis is a powerful tool to reveal latent connections and thematic clusters within the expansive landscape of scholarly literature. VOSviewer facilitated the exploration of how certain keywords converge within the existing body of literature. This visualization enables us to discern the prevalent themes and areas of emphasis within this research space, guiding our understanding of the critical topics that have garnered scholarly attention.

In Figure 8a, the network map illustrates the relationships among these keywords based on their co-occurrence within the authorship data. Each node represents a keyword, and the links between nodes signify the strength of co-occurrence. Larger nodes indicate keywords with higher occurrences, while the proximity of nodes reflects the degree of association. In this analysis, 1483 keywords were initially considered, but after applying a minimum threshold of 4 occurrences, 44 keywords emerged as frequent keywords.

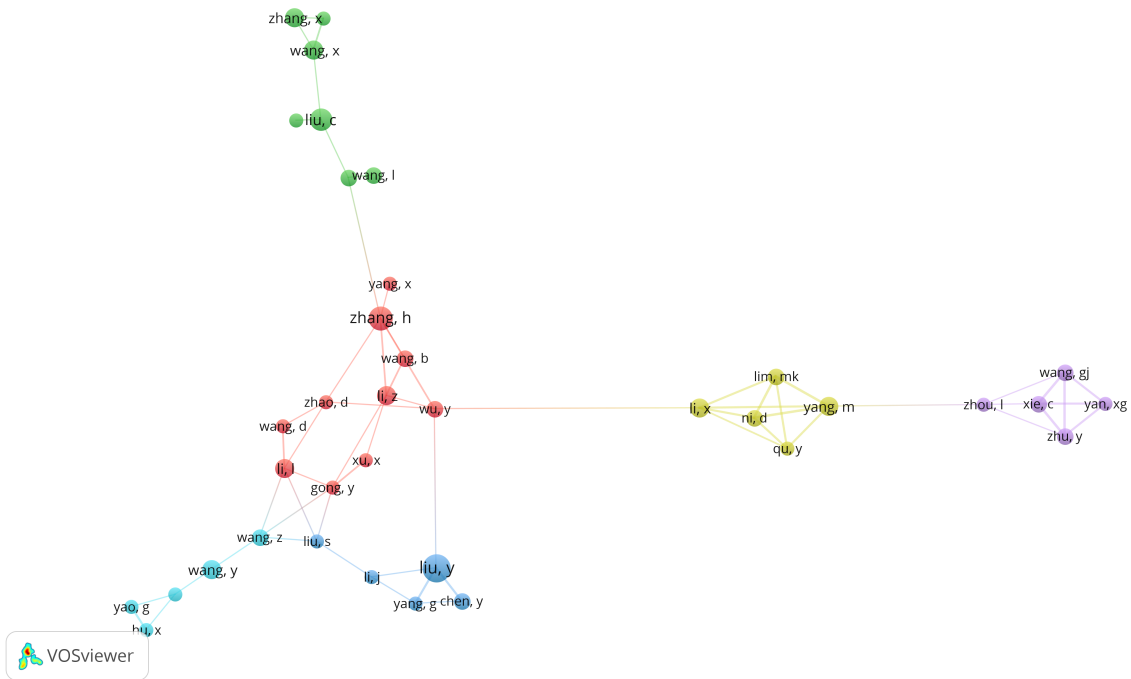
In Figure 8b, the analysis was conducted by setting a minimum threshold of 10 occurrences for each keyword, identifying 42 keywords that surpassed this criterion from a total pool of 1032 keywords. The 42 keywords meeting the established threshold were subjected to clustering analysis, unveiling intricate co-occurrence patterns. These 4 clusters signify prevalent themes and provide insights into the interconnectivity of concepts within our research domain.

4.9. Top 10 Affiliations

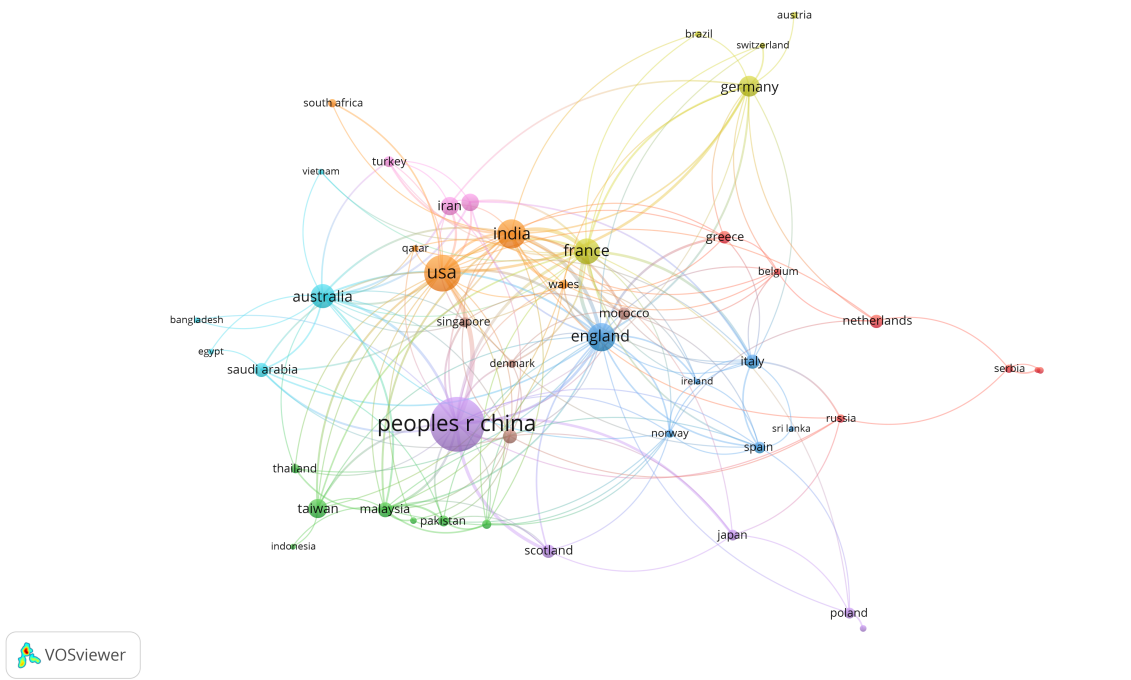
Table 2 provides an overview of the top 10 affiliations based on paper count in the field of SCRA. These affiliations have significantly contributed to the literature, collectively accounting for a notable portion of the total papers reviewed (2.995% to 1.613%). The table underscores the involvement of various academic and research institutions in advancing research related to SCRA.

4.10. Bibliographic Coupling

Bibliographic coupling is a method in bibliometrics that assesses the similarity between documents based on their shared references. This approach identifies connections and relationships among scholarly works by analyzing the overlap in their citation patterns. In other words, if two documents cite a similar set of references, they are considered to be bibliographically coupled. This analysis helps reveal thematic associations, collaborative efforts among authors, and the intellectual

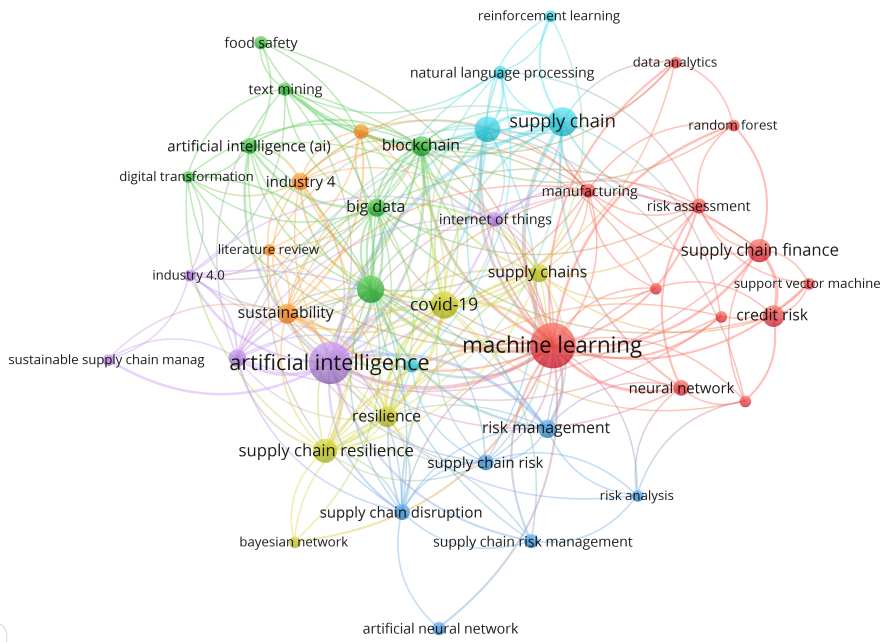


(a) Co-authorship network analysis of 63 authors.

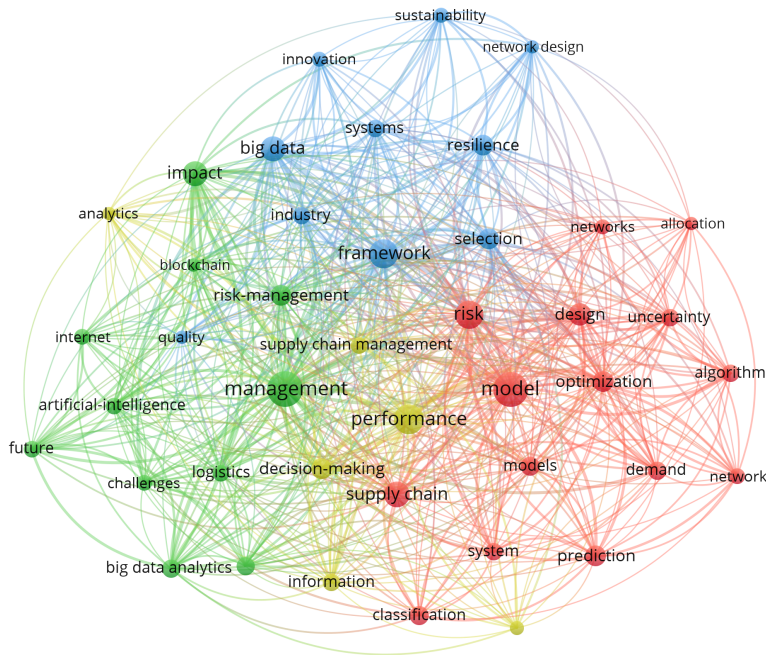


(b) Co-authorship network analysis of 47 countries.

Figure 7: Co-authorship network graphs visualization representing (a) authors and (b) countries



(a) Co-occurrence network analysis of top 44 authors keywords.



(b) Co-occurrence network analysis of top 42 keywords used in the literature related to SCRA-AI.

Figure 8: The Co-occurrence Network visualizes the intricate relationships among the identified keywords. Each node represents a keyword, and the edges denote the frequency of co-occurrence. Clusters of tightly connected nodes signify thematic groupings, offering a comprehensive snapshot of the intellectual structure within the analyzed literature.

Table 2: Top 10 Affiliations According to Paper Count

| Affiliations | Published Paper Count | % of 434 |
|--|-----------------------|----------|
| INDIAN INSTITUTE OF TECHNOLOGY SYSTEM IIT SYSTEM | 13 | 2.995 |
| HONG KONG POLYTECHNIC UNIVERSITY | 11 | 2.535 |
| NEOMA BUSINESS SCHOOL | 10 | 2.304 |
| CHINESE ACADEMY OF SCIENCES | 9 | 2.074 |
| EMLYON BUSINESS SCHOOL | 9 | 2.074 |
| NATIONAL INSTITUTE OF INDUSTRIAL ENGINEERING NITIE | 8 | 1.843 |
| UNIVERSITY OF CAMBRIDGE | 8 | 1.843 |
| HEBEI UNIVERSITY | 7 | 1.613 |
| INDIAN INSTITUTE OF TECHNOLOGY IIT DELHI | 7 | 1.613 |
| UNIVERSITY OF TECHNOLOGY SYDNEY | 7 | 1.613 |
| OTHERS | 345 | 79.49 |

structure of a research field. Clusters formed through bibliographic coupling indicate groups of documents, authors, countries, organizations, or sources that share common references, suggesting a degree of interrelatedness in their research content. The strength and nature of these couplings provide valuable insights into the structure and dynamics of academic knowledge networks.

4.10.1. Authors

In Figure 9, we identified 39 significant authors out of 1407, forming six distinct clusters based on a minimum document threshold of 3 per author. These clusters represent cohesive groups of authors who share common research interests, as evidenced by the co-citation of their works. Here influential contributors like "Gupta, Shivam," "Ivanov, Dmitry," "Modgil, Sachin," "Qu, Yingchi," "Wang, Gang-Jin," "Xie, Chi," and "Zhu, You" were identified, signifying their substantial impact within cohesive clusters of authors, emphasizing shared research interests through their co-cited works.

4.10.2. Countries

Figure 10 revealed 39 nations out of 67 that met the criteria, forming 6 clusters based on a minimum document threshold of 3 per country. These clusters provide insights into international collaborations and thematic concentrations among countries in scholarly publications. Standing out prominently are the People's Republic of China and major contributors like England, Germany, and the USA, who demonstrate extensive involvement and collaborations in this domain, highlighting significant thematic concentrations among nations in scholarly publications.

4.10.3. Documents

In Figure 11, 109 significant papers out of 434 met the criteria, forming 8 clusters based on a minimum citation threshold of 16 per document. These clusters highlight cohesive groups of highly cited papers, indicating thematic similarities and influential works. Here, influential authors with significant citation impact include "Nayal," "Baryannis," "Ivanov," "Hosseini," "Modgil," "Zouari," "Wu," and "Hosseini," suggesting their substantial contributions.

4.10.4. Organizations

In Figure 12, 34 significant entities out of 769 met the dual criteria of a minimum document threshold of 5 and a minimum citation threshold of 10, forming 3 clusters. These clusters illustrate collaborative research efforts and the impact of organizations in the academic landscape. It shows institutions like "Hong Kong Polytechnic University," "Neoma Business School," and "Indian Institute of Technology Delhi" as notable contributors to these cohesive groups.

4.10.5. Journals

For the bibliographic coupling analysis of sources, 42 significant publication sources out of 196 met the criteria, forming clusters based on a minimum document threshold of 3 per source, as shown in Figure 13. These clusters reveal patterns in scholarly publishing, highlighting sources that frequently publish related content. Journals such as "Journal of Computational and Applied Mathematics," "IEEE Transactions on Engineering Management," "Annals of Operations Research," and "International Journal of Production Research" frequently publish related content within their respective clusters.

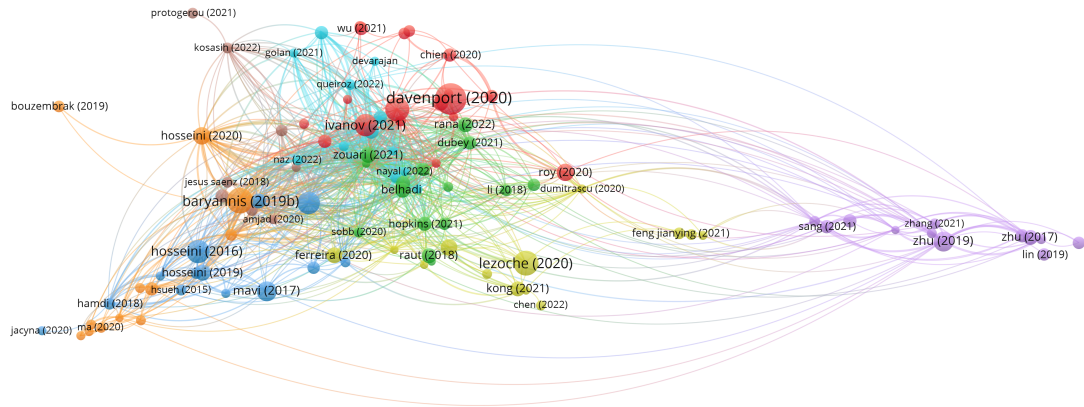


Figure 11: Bibliographic coupling analysis of documents.

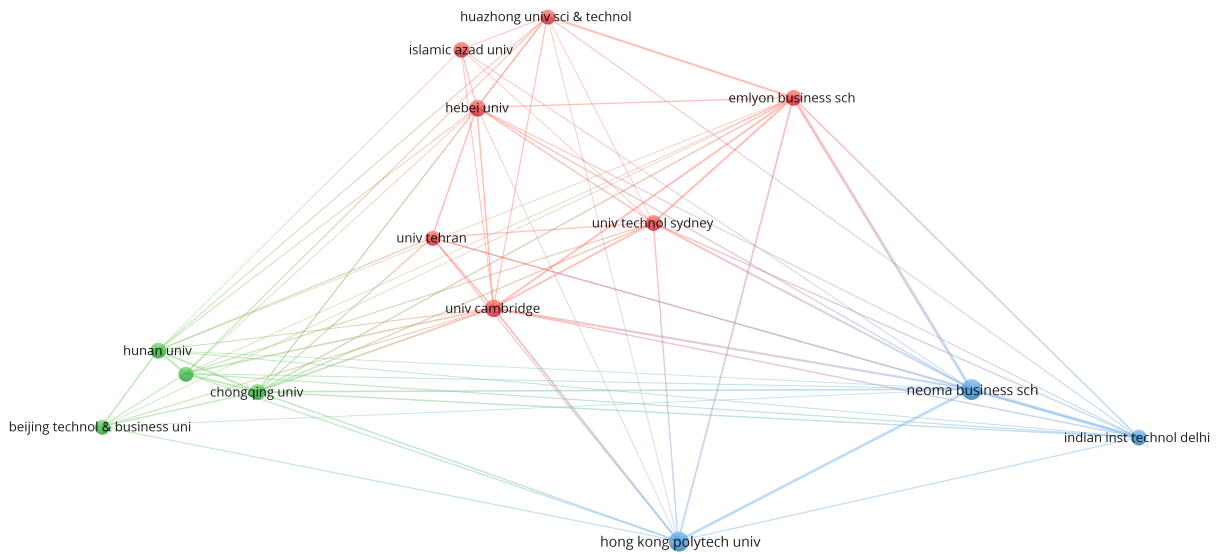


Figure 12: Bibliographic coupling analysis of organizations.

4.11. Journal Publication Trends

Table 3 presents a comprehensive breakdown of published papers in various source titles from 2015 to 2023.

These source titles encompass a range of journals and publications contributing to the field of SCRA. The table clearly shows the publication trends, indicating how

Table 3: Publication Trends by Journal (2015-2023)

| Source Title | 2015 | 2016 | 2017 | 2018 | 2019 | 2020 | 2021 | 2022 | 2023 | Total |
|--|------|------|------|------|------|------|------|------|------|-------|
| SUSTAINABILITY | | 1 | | | 2 | 4 | 5 | 10 | 3 | 25 |
| INTERNATIONAL JOURNAL OF PRODUCTION RESEARCH | 1 | | | | 1 | 5 | 1 | 9 | 3 | 20 |
| ANNALS OF OPERATIONS RESEARCH | | | | | | | 5 | 5 | 5 | 15 |
| COMPUTERS INDUSTRIAL ENGINEERING | | | | 2 | 1 | 1 | 3 | 3 | 3 | 13 |
| IEEE ACCESS | | | | | 2 | 1 | 4 | 2 | | 9 |
| EXPERT SYSTEMS WITH APPLICATIONS | | 1 | | | 1 | 1 | 1 | 2 | 2 | 8 |
| IEEE TRANSACTIONS ON ENGINEERING MANAGEMENT | | | | | | | 2 | 5 | 1 | 8 |
| INDUSTRIAL MANAGEMENT DATA SYSTEMS | | | | 1 | | | 4 | 1 | 2 | 8 |
| ENGINEERING APPLICATIONS OF ARTIFICIAL INTELLIGENCE | 1 | | | | 1 | 2 | 2 | | 1 | 7 |
| JOURNAL OF CLEANER PRODUCTION | | | | | | 2 | | 5 | | 7 |
| WIRELESS COMMUNICATIONS MOBILE COMPUTING | | | | | | | 3 | 4 | | 7 |
| EUROPEAN JOURNAL OF OPERATIONAL RESEARCH | | | | | 1 | 1 | 3 | 1 | | 6 |
| INTERNATIONAL JOURNAL OF PRODUCTION ECONOMICS | | 1 | | | 1 | 1 | 1 | 1 | 1 | 6 |
| JOURNAL OF INTELLIGENT FUZZY SYSTEMS | | | | | 1 | 2 | 3 | | | 6 |
| MATHEMATICAL PROBLEMS IN ENGINEERING | | | | 1 | | 1 | 1 | 3 | | 6 |
| COMPUTATIONAL INTELLIGENCE AND NEUROSCIENCE | | | | | | | 1 | 4 | | 5 |
| MOBILE INFORMATION SYSTEMS | | | | | | | 1 | 4 | | 5 |
| NEURAL COMPUTING APPLICATIONS | | | 1 | | | | 2 | 1 | 1 | 5 |
| TRANSPORTATION RESEARCH PART E-LOGISTICS AND TRANSPORTATION REVIEW | | | | | 1 | | 2 | 2 | | 5 |
| COMPUTERS IN INDUSTRY | | | | | 1 | 2 | 1 | | | 4 |

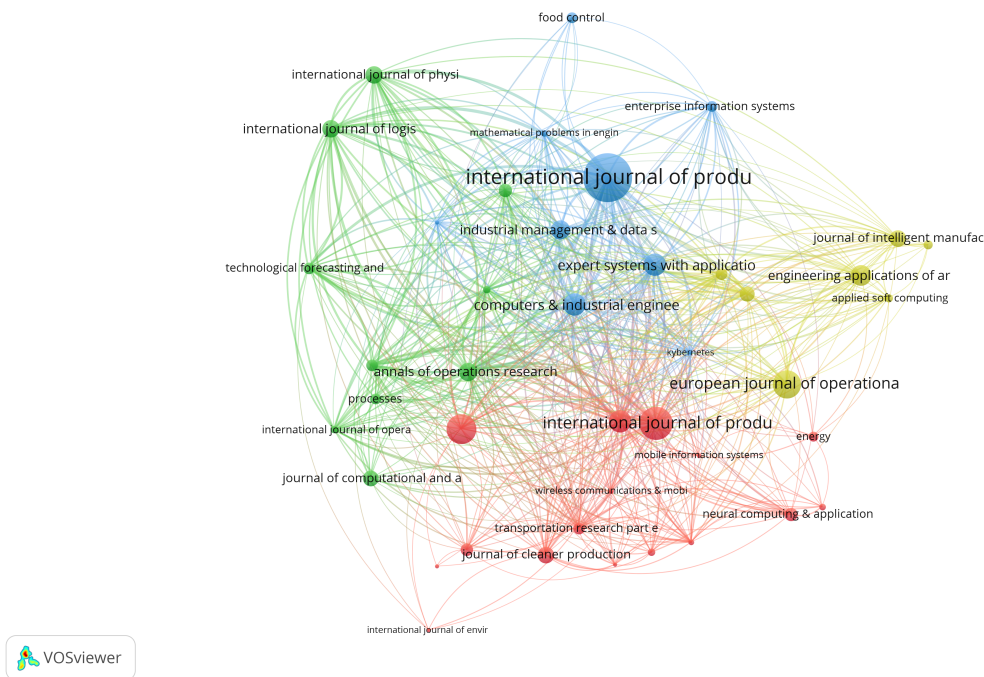


Figure 13: Bibliographic coupling analysis of publications sources.

many papers were published in each source title each year and their cumulative total. It provides valuable insights into the distribution of research output and the source titles that have been active in this area.

Through these figures and tables, our systematic literature review is empowered to offer an in-depth analysis of the SCRA landscape and provide valuable insights to both the academic and professional communities in this dynamic field.

5. AI Techniques for Supply Chain Risk Assessment

In recent years, the application of Machine Learning (ML) methods in Supply Chain Risk Assessment (SCRA) has garnered substantial attention due to its potential to enhance decision-making processes and mitigate operational risks. This review paper explores various ML techniques applied in SCRA, highlighting their methodologies, key findings, and contributions.

Han and Zhang (2021) employed Factor Analysis and a Backpropagation Neural Network (BPNN) to identify high and extremely high-risk incentives in sustainable supply chains, offering valuable insights for risk assessment. Jianying et al. (2021) optimized a BPNN using Genetic Algorithm (GA) and Particle Swarm Optimiza-

tion (PSO), enhancing its predictive accuracy, which can be instrumental in the fresh grape industry's sustainable supply chain management.

Belhadi et al. (2021b) utilized a hybrid Ensemble Machine Learning (EML) approach involving the Gama Test, Rotation Forest (RotF), and Logit Boosting (LB) algorithms, achieving excellent performance with the RotF-LB model, contributing to credit risk assessment in the context of Agriculture 4.0. Wu et al. (2022c) improved credit risk prediction in agricultural SCF using a GA-BPNN Credit Risk Model, attaining a risk prediction accuracy above 0.92. Zhang et al. (2015) compared different credit risk assessment models for SCF, highlighting the superiority of the Support Vector Machine (SVM) model with an accuracy of 93.65%. Lei et al. (2023) demonstrated the effectiveness of the Support Vector Machine and Slime Mould Algorithm (SVM-SMA) model for financial risk assessment, with results showing Precision: 85.38%, F-score: 63%, and TNR: 72%.

Yin et al. (2022) introduced a Convolutional Neural Network (CNN) model for early warning of SCF risks, achieving an optimal accuracy at 200 iterations and a comprehensive accuracy of 94.7%. Chen et al. (2021) employed a Long Short-Term Memory (LSTM)

network model to forecast oil import risk, achieving superior forecasting accuracy compared to other models, offering a more effective risk assessment solution for oil import scenarios. Janjua et al. (2023) developed a real-time social media data assessment tool for SCRM with the Bi-Directional Long Short-Term Memory Conditional Random Field (Bi-LSTM CRF) model, resulting in improved precision, recall, and F1 scores compared to baseline models. Yao et al. (2022) showcased the power of combining multiple ranking information and an ensemble feature selection method for enterprise credit risk assessment, obtaining the best prediction results. Aboutorab et al. (2022) demonstrated the application of Reinforcement Learning (RL) in proactive risk identification, achieving high accuracy in identifying various risks. Kosasih et al. (2022) presented a tensorization-based Neuro-Symbolic model that outperformed existing models and unveiled hidden supply chain risks.

Wang et al. (2022a) introduced a novel cost-sensitive learning Random Forest model (CSL-RF) equipped with an imbalance sampling strategy to predict SMEs credit risk in SCF, achieving exceptional accuracy (97.%) and precision (1.00). Wang et al. (2021) addressed the small sample size issue in SME credit risk forecasting by proposing an Adaptive Heterogeneous Multiview Graph Learning (AH-MGL) method, which effectively improved interpretability and demonstrated robustness with an accuracy of 87.44%. Zhu et al. (2016) introduced the Random Subspace-Real AdaBoost (RS-RAB) method, showcasing its effectiveness in credit risk prediction, and emphasized the performance of ensemble methods against individual machine learning techniques, shedding light on their predictive capabilities. Bassiouni et al. (2023) presented a unique case study utilizing Deep Learning (DL) methodologies, such as Recurrent Neural Networks (RNN) and Temporal Convolution Neural Networks (TCN), to predict the exportability of shipments during the COVID-19 pandemic, significantly improving classification accuracy.

Zhu et al. (2019) introduced an enhanced hybrid Ensemble Machine Learning (EML) approach (RS-MultiBoosting) for forecasting SMEs' credit risk, demonstrating its superiority, especially with small datasets. Athaudage et al. (2022) proposed a Random Forest (RF) regression model for crude oil price analysis during disease outbreaks, offering improved forecasting capabilities with high accuracy. Liu and Huang (2020) combined AdaBoosting and SVM with Adaptive Mutation Particle Swarm Optimization (AM-PSO) and noise reduction techniques for risk assessment in SCF, result-

ing in higher credit assessment accuracy. Zhu et al. (2017) analyzed various EML methods, highlighting the effectiveness of the Random Subspace Boosting (RS-Boosting) approach in SME credit risk prediction.

Fu et al. (2022) explored the application of BPNN, SVM, and GA in risk assessment. The results highlighted the superiority of the BP-GA model in terms of classification accuracy, emphasizing the importance of innovative approaches to risk assessment. Zhang (2022) introduced the Fuzzy Support Vector Machine Prediction Model (FSVM) for enterprise SCRA, demonstrating higher accuracy compared to traditional models, including SVM and Decision Trees (DT), and the neural network model Temporal-Spatial Fuzzy Neural Network (T-SFNN). This research addressed the need for company-focused SCRM solutions, especially in the context of macroeconomic environments and epidemics. Pan and Miao (2023) presented a DL-based BPNN model for SCRA, showcasing exceptional generalization ability and highlighting its potential as an effective risk assessment method. Yang et al. (2021) introduced the Least Absolute Shrinkage and Selection Operator Logistic Regression (Lasso-Logistic) model, effectively overcoming multicollinearity and offering the best prediction accuracy and discrimination ability.

Zhang et al. (2022) introduced the DeepRisk model, emphasizing the importance of utilizing both static and dynamic data in credit risk prediction for SMEs in SCF. This model outperformed baseline methods in various credit risk prediction metrics, emphasizing the value of dynamic financing behavioral data. Wang (2021) integrated Blockchain and Fuzzy Neural Network algorithms to study credit risk in SME financing within the SCF context. This approach significantly contributes to credit risk understanding and management within SCF. Li (2022) applied BPNN and LR analysis to predict investment risk in SCM, demonstrating high prediction accuracy, which can be instrumental in improving SCM and the sustainable development of enterprises. Bodendorf et al. (2023) introduced a DL model that exhibited high predictive performance and enhanced interpretability for managers, answering the "why" question. This approach represented an extension to SCRM research.

Liu et al. (2022) utilized a hybrid model chain, incorporating eXtreme Gradient Boosting (XGBoost), Synthetic Minority Oversampling Technique for Nominal and Continuous (SMOTENC), and Random Forest (RF), to identify and control credit risk in financial institutions. This approach contributed to developing integrated models that address interpretability and accuracy issues. Rao and Li (2022) implemented various ML algorithms, including Logistic Regression

(LR), Decision Trees (DT), and integrated Logistic Regression-Random Subspace (LR-RS) and Decision Trees-Random Subspace (DT-RS) methods to enhance risk assessment and behavior prediction in blockchain SCF. The Logistic Regression-Random Subspace (LR-RS) model demonstrated practicality and superiority in credit risk assessment. Zheng et al. (2023) introduced a Federated Learning (FL) method to address supply chain risk prediction. FL enabled supply chain members with smaller and imbalanced datasets to leverage collective information, enhancing predictive performance. It outperformed other algorithms, demonstrating the potential of collective learning in supply chain risk prediction.

Handfield et al. (2020) presented a method for predicting factory risks in Low-Cost Countries (LCCs) with a five-year planning horizon, enabling proactive risk assessment before sourcing decisions. This approach addressed the geographic-specific risks associated with supplier factories and informed sourcing allocation decisions. Wong et al. (2022) highlighted the significance of AI-driven risk management in enhancing Supply Chain Agility and Re-engineering Capabilities (RP). This study explored the potential of artificial intelligence in SME risk assessment and its impact on business continuity. Wang and Song (2022) utilized the Interval Type 2 Fuzzy Neural Network (IT2FNN) method, effectively addressing periodic deception and exhibiting a high comprehensive accuracy rate. The research combined fuzzy logic systems and artificial neural networks to assess e-commerce credit risk.

Nezamoddini et al. (2020) introduced a novel GA integrated with an Artificial Neural Network (ANN) to optimize supply chain decision-making, emphasizing the robustness and profitability improvements the proposed technique offers. Zhang (2022) presented an SVM based on a Fuzzy Model (FSVM) for enterprise SCRA. This method's accuracy surpassed traditional models, contributing to the effectiveness of complex enterprise SCRA. Xia et al. (2023) explored ML methods for manufacturing SCF credit risk assessment. RF emerged as the best-performing model, and the research focused on analyzing the unique environment of Small and Medium-Sized Manufacturing Enterprises (SMMEs) in China. Zhao and Li (2022) examined the use of SVM and BPNN algorithms for measuring risk in SCF, aiming to address the financing dilemma of SMEs.

Li and Fu (2022) highlighted the superiority of the Principal Component Analysis-Genetic Algorithm-Support Vector Machine (PCA-GA-SVM) model for credit risk prediction in the specific context of SCF accounts receivable mode. The model exhibited better

performance in terms of accuracy and error rates. Duan et al. (2021) employed a BPNN optimized by the GA model. This approach offered improved fitting effects, higher prediction precision, and faster convergence than conventional models. Zhang et al. (2021) introduced the Firefly Algorithm Support Vector Machine (FA-SVM) for financial credit risk assessment in supply chains. The FA-SVM enhanced classification efficiency and reduced error rates, making it more practical.

Luo et al. (2022) used SVM with improved optimization techniques, such as Dynamic Mutation Particle Swarm Optimization (DM-PSO), to optimize parameters. The integration of AdaBoost as a weak classifier resulted in an integrated model with superior performance. Dang et al. (2022) constructed a BPNN and incorporated blockchain technology for credit risk evaluation in SCF. The research demonstrated the effectiveness of deep learning and blockchain in supply chain financial prediction and management. Hosseini and Barker (2016) proposed a Bayesian Network (BN) model to evaluate and select suppliers, considering criteria falling into primary, green, and resilience categories. This model quantified supplier resilience in absorptive, adaptive, and restorative capacities, addressing the importance of resilience in the supplier selection process. Gao et al. (2022) explored various ML models, including Autoregressive Integrated Moving Average (ARIMA) and Multilayer Perceptron-Long Short-Term Memory (MLP-LSTM), for commodity demand prediction. The research highlighted the effectiveness of the Autoregressive Mixture Density Network (ARMDN) commodity prediction model and the Improved Particle Swarm Optimization (IPSO) algorithm.

Wei (2022) introduced a Machine Learning-based Linear Regression Algorithm (ML-LRA) for credit risk assessment. This method efficiently reduced the risk of supplier credit risk assessment, contributing to the field of supply chain management. Deiva Ganesh and Kalpana (2022) employed text mining to analyze live supply chain-related information from social media platforms, emphasizing the importance of real-time risk identification. Zhang et al. (2023) presented a Time-Decayed Long Short-Term Memory (TD-LSTM) algorithm for monitoring and interpolating missing data in irregular time series. This algorithmic model enhanced the predictability of datasets with missing data. Baryanis et al. (2019a) proposed a Generic Data-Driven Risk Prediction Framework (GDDPPF) for SCRM. The framework emphasized the synergy between Artificial Intelligence (AI) and supply chain experts, considering the trade-off between interpretability and prediction performance.

Collectively, these papers contribute to the evolving field of supply chain risk assessment and management, leveraging various machine learning, optimization, and data-driven approaches to enhance prediction, decision-making, and resilience within supply chains.

5.1. Used ML Models and Key Findings

Table 4 summarizes various research methods or models used in risk prediction and analysis, along with the key findings and associated metrics from different research papers. Each row in the table represents a research paper's first author, the research method or model used, and the specific findings and metrics achieved. These methods and findings are crucial in understanding risk prediction in various domains.

Table 4: Performance Evaluation of Various Models and Embeddings.

| Reference(s) | Methods/Models | Key Findings |
|---|--|---|
| Katsaliaki et al. (2022) | Tensorization-based neural symbolic model | Outperformed SNLP and GNN-LP in predicting relationships (AUC: 0.82, AP: 0.72). |
| Wang et al. (2022b) | Cost-sensitive learning to a random forest (CSL-RF) model | Improved prediction accuracy (Accuracy: 97.22%, AUC: 0.9850). |
| Wang et al. (2021) | Adaptive heterogeneous multiview graph learning | Improved forecasting accuracy (Accuracy: 87.44%). |
| Jiaying et al. (2021)(Jiaying et al., 2021) | Optimized BP neural network | PSO-BP outperformed single BP (MAE: 2.1022, R2: 0.932). |
| Chen et al. (2021) | LSTM for forecasting | LSTM model suitable for risk prediction (MAE: 1.037 - 1.52). |
| Zhu et al. (2016) | RS-RAB | Best prediction performance (Accuracy: 86.74%). |
| Bassiouni et al. (2023) | Various DL approaches | DL models improved accuracy by 14.46% (Softmax: 76.32%, SVM: 85.23%). |
| Zhu et al. (2019)(Zhu et al., 2019) | RS-MultiBoosting | superior performance of the RS-MultiBoosting ensemble method in forecasting |
| Athaudage et al. (2022) | Random Forest regression | RF suitable for price prediction (MAE: 1.077, RMSE: 1.56, MAPE: 4.03%). |
| Liu and Huang (2020) | AdaBoosted SVM (EN-AdaPSVM) | Outperforms other SVM models in noise data (Total False Rate: 11.76% (EN-AdaPSVM), 13.41% (AdaPSVM), 32.94% (CSVM)). |
| Zhu et al. (2017) | Ensemble methods (RS-boosting and multi-boosting) | RS-boosting outperforms other methods (Average Accuracy: 85.41% (RS-boosting), 84.08% (multi-boosting), 74.80% (boosting)). |
| Fu et al. (2022) | Backpropagation NN (BP), Support Vector Machines (SVM), Genetic Algorithm (GA) | BP-GA model outperforms BP and SVM (Accuracy: BP-GA 97.19%, BP 82.33%, SVM 95.31%). |
| Zhang (2022) | Multimodal deep learning (DeepRisk) | DeepRisk outperforms baseline methods. |
| Yang et al. (2021) | Lasso-logistic model | Lasso-logistic model has best prediction accuracy (Prediction Accuracy: 96.5%, Type II Error: 0.037). |
| Zhang et al. (2022) | Fuzzy Support Vector Machine (FSVM) | FSVM outperforms traditional SVM and DT (Higher accuracy in training and test sets). |
| Wang (2021) | Blockchain and fuzzy neural networks | Average Accuracy: 84.11%, 84.66%(Independent Variables Set Vs). |
| Li (2022) | Back Propagation Neural Network (BPNN), Logistic Regression | BPNN and logistic regression provide accurate predictions (Prediction Accuracy: 92.8%). |
| Bodendorf et al. (2023) | Deep learning model with causal inference | High predictive performance and causal analysis. |
| Liu et al. (2022)(Liu et al., 2022) | Hybrid model (XGBoost-SMOTENC-RF) | Development of a hybrid model chain, incorporating XGBoost, SMOTENC, and Random Forest models (overall accuracy rate 91.67% and the average percentage error is 6.39%). |

| Reference(s) | Methods/Models | Key Findings |
|---------------------------------|--|--|
| Rao and Li (2022) | Logistic regression, DT, integrated Logistic-RS | Integrated RS improves prediction performance (Accuracy of Logistic: 0.831, Accuracy of Logistic-RS: 0.871, Accuracy of DT: 0.772, Accuracy of DT-RS: 0.795). |
| Handfield et al. (2020) | Newsfeed analysis | Predicted factory risks for a five-year planning horizon. |
| Pan and Miao (2023) | Deep learning BP neural network | BPNN has high accuracy and low relative error (The maximum relative error calculated by the AHP is 57.41%, and the minimum is 5.88%, while the maximum relative error obtained by the BPNN is only 0.00210526%). |
| Wong et al. (2022) | PLS-SEM, ANN | AI-based models (AIRM) are significant determinants of RP and SCA. |
| Wang and Song (2022) | Interval Type 2 Fuzzy Neural Network (IT2FNN) | IT2FNN punishes periodic deception, high accuracy (Accuracy 89%). |
| Nezamoddini et al. (2020) | Genetic algorithm with NN | Improved profits, lower inventory levels. |
| Xia et al. (2023) | SVM, Random Forest, MLP, Logistic Regression | Random Forest showed best accuracy and low type I error. |
| Zhao and Li (2022) | SVM and BP neural network | Effective risk measurement, low relative error. |
| Li and Fu (2022) | PCA-GA-SVM | PCA-GA-SVM outperforms SVM and GA-SVM, high accuracy. |
| Duan et al. (2021) | BP neural network optimized by genetic algorithm | Better fitting effect, higher prediction precision, and higher convergence speed. |
| Zhang et al. (2021) | SVM optimized by firefly algorithm (FA-SVM) | Improved classification efficiency and reduced error rates. |
| Luo et al. (2022) | Support vector machine, Particle Swarm Optimization, AdaBoost | Improved classification effect, highest accuracy of 96.13%. |
| Dang et al. (2022) | Deep learning technology (BP neural network) and blockchain | Effective application of deep learning and blockchain. |
| Hosseini and Barker (2016) | Bayesian network (BN) | BN allows disruption and improvement analysis. |
| Gao et al. (2022) | Autoregressive integrated (AR), Mixture Density Networks (MDN) model, Autoregressive Integrated Moving Average (ARIMA) model, Multilayer Perceptron-Long short term memory (MLP-LSTM) model, Particle Swarm Optimization (PSO) algorithm and the improved PSO (IPSO) algorithm | AR-MDN outperforms other models, IPSO has strong performance. |
| Wei (2022) | Machine learning-based linear regression algorithm (ML-LRA) | ML-LRA reduces supplier credit risk. |
| Zheng et al. (2023) | Federated learning with dimensionality reduction (PCA) | Collective risk prediction benefits organizations with small datasets (Maximum Difference: 0.0670 (FL vs. Local Learning), 0.0634 (FL vs. Centralized Learning)). |
| Deiva Ganesh and Kalpana (2022) | Text-mining | Use of social media data for contemporary risk understanding. |
| Zhang et al. (2023) | Time-decayed long short-term memory (TD-LSTM), Deep Neural Network | Improved predictability through TD-LSTM interpolation. |

| Reference(s) | Methods/Models | Key Findings |
|--------------------------|---|--|
| Baryannis et al. (2019a) | Support vector machines (SVM) and tree learning | Framework offers good performance with interpretable and black-box methods (SVM (Support Vector Machine) Accuracy: 0.943, DT (Decision Tree) Accuracy: 0.950, RDT (Restricted Decision Tree) Accuracy: 0.916). |
| Han and Zhang (2021) | BP neural network model | BP neural network effectively predicted high to extremely high risks in a food production company's supply chain. |
| Belhadi et al. (2021b) | Hybrid EML approach: Gama Test (GT), Rotation Forest algorithm (RotF), Loogit Boosting algorithm (LB) | Good performance of RotF-LB model (Best results for RotF-LB: Accuracy 91.72, Precision 92.96, Recall 95.53, F-measure 94.23, AUC 92.89). |
| Wu et al. (2022b) | BPNN and GA-BPNN Credit Risk Model | Comparing iterations and risk prediction accuracy (GA-BPNN risk prediction accuracy above 0.92). |
| Lei et al. (2023) | Binary image difference common area (BCAoID), SVM-SMA | Highlight the effectiveness of the CGOA-SVM-SMA algorithm (Precision: 85.38%, F-score: 63%, TNR: 72%). |
| Yin et al. (2022) | Convolutional neural network model (CNN) | Optimal accuracy at 200 iterations (Comprehensive accuracy: 94.7%). |
| Janjua et al. (2023) | Bi-LSTM CRF model | Comparing Bi-LSTM CRF with Baseline CRF (the Bi-LSTM CRF model achieved an overall F1-Score of 85%, the Baseline CRF model achieved an overall F1-Score of 80%). |
| Yao et al. (2022) | Hybrid model combining FS-MRI, SVME-AIR, and SMV | AUC and KS scores for different parameters (AUC score of 0.8772 when the parameter "num_AIR" was set to 10, KS score of 0.6363 when the parameter "num_AIR" was set to 4). |
| Zhang et al. (2015) | Support vector machine (SVM) and BP neural network | SVM model is superior to the BP neural network model (BP neural network Accuracy 66.67%, SVM model Accuracy 76.67%). |
| Aboutorab et al. (2022) | RL-PRI approach | Time efficiency of RL-PRI vs. manual process (Tarif Dispute Accuracy: 0.941463, Recession Accuracy: 0.907937, Sea Level Rise Accuracy: 0.964286, Flood Accuracy: 0.856322). |

5.2. Clustering of the ML Models

Table 5 presents a clustering of ML models utilized in SCRA, categorizing them into diverse methodological clusters. It offers a comprehensive view of various approaches employed, including ensemble learning, deep learning, time series models, fuzzy logic models, reinforcement learning, dimensionality reduction, genetic algorithms, Bayesian models, and other innovative approaches used in this domain.

Table 5: Clustering of ML Models in SCRA.

| Clusters | Methods/Models Used | Reference(s) |
|---|---|--|
| Ensemble Learning | Random Forest (RF) | (Wang et al., 2022b) |
| | RS-boosting | (Zhu et al., 2016) |
| | Multi-boosting | (Zhu et al., 2016) |
| | AdaBoosted SVM (EN-AdaPSVM) | (Liu and Huang, 2020) |
| | XGBoost-SMOTENC-RF | (Liu et al., 2022) |
| Deep Learning | DeepRisk | (Zhang, 2022) |
| | Deep learning BPNN-based model | (Pan and Miao, 2023) |
| | Hybrid model (XG-Boost-SMOTENC-RF) | (Liu et al., 2022) |
| | Time-decayed long short-term memory (TD-LSTM) | (Zhang et al., 2023) |
| | Deep Neural Network | (Fu et al., 2022) |
| | LSTM | (Chen et al., 2021) |
| Support Vector Machines | Support vector machine (SVM) | (Zheng et al., 2023) |
| | SVM and tree learning | (Baryannis et al., 2019b) |
| | SVM optimized by firefly algorithm (FA-SVM) | (Zhang et al., 2021) |
| | SVM, Particle Swarm Optimization, Adaboost | (Luo et al., 2022), (Pan and Miao, 2023) |
| Hybrid Models | Hybrid ensemble ML approach: Gama Test (GT), Rotational Forest Algorithm (RotF), Logit Boosting algorithm(LB) | (Belhadi et al., 2021b) |
| | Blockchain and fuzzy neural networks | (Wang, 2021) |
| | CGOA-SVM-SMA model for financial risk in the supply chain | (Lei et al., 2023) |
| Time Series Models | AR-MDN | (Gao et al., 2022) |
| | ARIMA | (Gao et al., 2022) |
| | LSTM for forecasting | (Chen et al., 2021), (Gao et al., 2022) |
| Fuzzy Logic Models | Fuzzy Support Vector Machine (FSVM) | (Zhang et al., 2022) |
| | Interval Type 2 Fuzzy Neural Network (IT2FNN) | (Wang and Song, 2022) |
| Neural Networks | Back Propagation Neural Network (BPNN) | (Li, 2022), (Zhang et al., 2015),(Fu et al., 2022) |
| | Backpropagation (BP) NN, SVM, Genetic Algorithm (GA) | (Fu et al., 2022) |
| | BP neural network optimized by GA | (Duan et al., 2021) |
| | BPNN and logistic regression | (Li, 2022) |
| | Causal inference in supplier disruption analysis | (Bodendorf et al., 2023) |
| | Bayesian network (BN) | (Hosseini and Barker, 2016) |
| | Text-mining | (Deiva Ganesh and Kalpana, 2022) |
| | Binary image difference common area (BCAoID) | (Lei et al., 2023) |
| Hybrid model combining FS-MRI, SVME-AIR and SVM | (Yao et al., 2022) | |
| Reinforcement Learning | Proactive risk identification using Reinforcement Learning (RL-PRI) | (Aboutorab et al., 2022) |

| Clusters | Methods/Models Used | Reference(s) |
|--------------------------|---|-----------------------------|
| Dimensionality Reduction | Federated Learning (FL) with dimensionality reduction (PCA) | (Zheng et al., 2023) |
| Genetic Algorithm | GA with NN | (Nezamoddini et al., 2020) |
| | BP NN and GA | (Hosseini and Barker, 2016) |
| Bayesian Models | Bayesian network (BN) | (Hosseini and Barker, 2016) |
| Other Models | RF regression | (Athaudage et al., 2022) |
| | SVM, RF, MLP, Logistic Regression | (Xia et al., 2023) |

6. Managerial Implications

The findings of this study have significant implications for managerial strategies aimed at enhancing SCRM. Firstly, it underscores the pivotal role of ML and AI in revolutionizing SCRA. Managers are encouraged to explore the adoption of advanced ML models, such as Random Forest, XGBoost, and hybrid approaches, as they have demonstrated substantial potential in improving risk assessment precision. These models can significantly bolster the accuracy of risk evaluation and enhance the overall effectiveness of risk management strategies.

Moreover, the research emphasizes the importance of adaptability and flexibility in the post-COVID era, highlighting the need for proactive supply chain strategies. Managers should prioritize the development of contingency plans that are resilient to potential future disruptions, ensuring the continuity of operations and minimizing the impact of unforeseen events.

The study also underscores the effectiveness of ensemble models, such as Random Forest and XGBoost, along with hybrid approaches in risk assessment. These models can potentially enhance risk prediction precision and should be considered by managers seeking to fortify their SCRM. Time series forecasting techniques, including ARIMA and LSTM, emerge as pivotal in anticipating future risks. Organizations are encouraged to invest in predictive models grounded in historical data, providing them with the foresight required to mitigate supply chain disruptions effectively.

The significance of XAI and ML models cannot be overstated. Ensuring that models offer clear and interpretable results is essential, as this aids decision-makers in comprehending the risk assessment process and its outcomes. The study also emphasizes the importance of real-time data mining and incorporating unconventional data sources, such as social media platforms like Twitter, as essential elements of comprehensive risk identification. Managers must stay vigilant, continually updating their understanding of real-time information.

Blockchain technology emerges as a potent tool for enhancing transparency and traceability within the supply chain. Organizations considering blockchain solutions should evaluate their applications for risk mitigation, ultimately enhancing SCR. SMEs warrant tailored strategies for credit risk assessment, accounting for their unique operational challenges. Implementing strategies aligned with the specific needs and constraints of SMEs is vital. In cases where data privacy is a concern, the adoption of federated learning is recommended. This approach safeguards sensitive information while still enabling collaborative risk prediction. Ensuring data security and privacy compliance should be a top priority.

Hybrid risk assessment methodologies, which integrate various ML models and techniques, offer a holistic view of SCRA. Managers should explore these comprehensive approaches to build robust risk management strategies. Benchmarking different ML models is crucial for identifying the most effective ones for specific risk scenarios. The study underscores the significance of continuous performance evaluation and improvement, ensuring that risk assessment strategies evolve with changing circumstances. Integrating ML-based risk assessment into existing supply chain workflows and decision-making processes is pivotal to ensure seamless implementation. Managers should explore ways to align these technologies with their current operational strategies. Recognizing the importance of employee training in data analysis, ML, and AI is fundamental. Managers should invest in skill development to empower their supply chain professionals to harness these technologies effectively. Collaboration and knowledge sharing within organizations and across industries are encouraged to collectively build robust risk management strategies. Such partnerships have the potential to enhance risk resilience significantly.

Lastly, understanding and adhering to data protection and privacy regulations is critical when deploying AI and ML for risk assessment. Managers should ensure that their risk management practices are fully aligned with the legal

requirements to avoid any compliance issues. The study offers a comprehensive roadmap for organizations aiming to fortify their SCRM strategies in an ever-evolving landscape.

7. Challenges and Limitations

Integrating AI in SCRA brings forth several challenges and limitations that researchers and practitioners must address. These challenges encompass the following:

1. **Data Availability and Quality:** AI models in SCRA rely heavily on data. However, ensuring the availability and quality of data remains a persistent challenge. Supply chain data often comes from various sources, which can be fragmented, incomplete, or outdated. Researchers must explore ways to consolidate, cleanse, and augment data to enhance the effectiveness of AI models.
2. **Interpretability and Explainability:** Many AI techniques, such as deep learning and neural networks, are often considered as "black-box" models. This lack of interpretability and explainability is a significant limitation. In SCRA, stakeholders require insights into why a model makes a particular prediction or decision. Developing AI models that are not only accurate but also interpretable is crucial for their adoption in real-world supply chain management.
3. **Dynamic and Evolving Risk Factors:** The supply chain environment is dynamic and continuously evolving. New risk factors emerge, and existing ones change over time. AI models may struggle to adapt to these dynamic conditions. Researchers need to explore techniques for real-time risk assessment and adaptive models that can respond to changing risk profiles.
4. **Integration with Existing Systems:** Integrating AI solutions into existing SCM systems can be challenging. Organizations often rely on legacy systems, and ensuring compatibility and seamless integration can pose hurdles. Research in this area should focus on creating modular AI solutions that can be integrated into diverse systems with minimal disruption.

8. Future Research Directions

In light of the challenges and limitations, the future research directions in the field of AI-based supply chain risk assessment are multi-faceted and hold the potential to advance the state-of-the-art:

1. **AI Model Explainability:** Emphasize the development of AI models that deliver accurate predictions and offer comprehensive transparency and interpretability. Techniques like LIME (Local Interpretable Model-Agnostic Explanations) and SHAP (SHapley Additive exPlanations) serve as pivotal approaches to enhance the interpretability of AI models. By employing these methods, the goal is to demystify the decision-making process of AI models, enabling stakeholders to comprehend the rationale behind specific predictions or decisions. This transparency enhances trust and facilitates more effective integration of AI-driven insights into supply chain risk management strategies.
2. **Hybrid AI Approaches:** Combining multiple AI techniques, such as machine learning and expert systems, can enhance the robustness of supply chain risk assessment. Future research should explore hybrid AI models that leverage the strengths of different approaches to improve prediction accuracy and reliability.
3. **Data Quality and Accessibility:** Addressing data quality challenges involves multifaceted strategies. Developing robust methods for data cleansing, augmentation, and ensuring high-quality data remains a critical focus. Beyond that, initiatives should be aimed at democratizing access to standardized supply chain data repositories. Creating and maintaining such repositories enables stakeholders across the supply chain spectrum to access reliable and consistent data. This increased accessibility fosters better-informed decision-making processes and promotes using standardized data sets for improved AI model training and validation.
4. **Real-time Risk Assessment:** Investigating AI models capable of real-time risk assessment will be pivotal. These models should adapt to emerging risks and provide timely alerts or recommendations for risk mitigation.
5. **Integration Frameworks:** Research on creating integration frameworks for AI-based supply chain risk assessment is essential. These frameworks should facilitate easy integration into existing supply chain management systems, ensuring a smooth transition to AI-driven risk assessment.

6. **Cross-Domain Application:** Expanding the application of AI in risk assessment to various domains within the supply chain, including logistics, procurement, and production, offers opportunities for comprehensive risk management.
7. **Adaptation to Pandemic Dynamics (e.g., COVID-19):** Investigate AI models capable of adapting to pandemic-induced disruptions within supply chains. Focus on understanding the unique dynamics and challenges posed by events like COVID-19, aiming to develop AI-driven strategies that enable resilience and agility in such crisis scenarios.
8. **Ethical and Legal Considerations:** As AI plays an increasingly significant role in decision-making, researchers should also address ethical and legal considerations. This includes issues related to data privacy, bias, and fairness in AI models.

By addressing these challenges and pursuing these research directions, the field of AI-based supply chain risk assessment can make significant strides toward more effective and reliable risk management in an ever-evolving global supply chain landscape.

9. Conclusions

In this extensive review, we delved into the supply chain risk assessment domain and examined the complex challenges that arise when integrating artificial intelligence, especially machine learning. Our thorough analysis encompassed a substantial pool of 1,717 SCRA papers, ultimately narrowing our focus to a refined subset of 48 papers. This endeavor has yielded significant insights and key findings, making substantial contributions to the SCRA literature.

Our primary contributions can be summarized by addressing the four key research questions:

- RQ-1: Our review thoroughly analyzes the existing state of research concerning the application of AI and ML techniques in SCRM. We have meticulously assessed a substantial body of literature to extract meaningful insights, specifically 48 selected articles.
- RQ-2: Through our analysis, we have identified the AI and ML techniques that are most commonly utilized in the domain of SCRA. This adds clarity to the methodologies employed and underscores the trends shaping the field.
- RQ-3: Our review highlights the key findings and trends prevalent in the literature, shedding light on the progress, developments, and major areas of focus within the realm of AI and ML in SCRM.
- RQ-4: We have identified critical research gaps and proposed future directions to guide further explorations in this field, ensuring the continued evolution of SCRA methods.

Despite these contributions, our research has some limitations. Our data primarily originated from Google Scholar and Web of Science rather than Scopus, potentially introducing biases. Our focus on papers published between 2014 and 2023 introduces a limitation, as it may omit earlier relevant research that could provide valuable historical context. Additionally, our restriction to English-language papers may have omitted valuable non-English research.

Looking forward, several promising avenues for future research emerge in the domain of SCRA using AI. These directions encompass operationalizing interconnectedness, transformability, and sharing within SCRA frameworks, investigating evolving ICT roles in prediction and response, revisiting the cost implications of resilience enhancement, and exploring emerging technologies like blockchain. These endeavors are expected to enhance risk assessment effectiveness in the post-COVID era. Reviewers should adopt a comprehensive approach to gain deeper insights into this field by expanding their search to diverse databases, including non-English and grey literature sources, using snowballing techniques, collaborating with experts from related disciplines, leveraging ML tools for data analysis, and staying up-to-date with the latest research. Combining various search methods and expert opinions, such a multidisciplinary strategy is essential for uncovering valuable insights and emerging trends in this dynamic and critical field.

Our SLR, driven by these four primary research questions, has contributed valuable insights into the AI/ML application in SCRA, identified common techniques, outlined key findings and trends, and proposed essential research directions. This work serves as a guide for both researchers and practitioners, facilitating advancements in SCRM.

References

- Aboutorab, H., Hussain, O. K., Saberi, M., and Hussain, F. K. (2022). A reinforcement learning-based framework for disruption risk identification in supply chains. *Future Generation Computer Systems*, 126:110–122.
- Agca, S., Babich, V., Birge, J. R., and Wu, J. (2022). Credit Shock Propagation Along Supply Chains: Evidence from the CDS Market. *Management Science*, 68(9):6506–6538. Publisher: INFORMS.
- Araz, O. M., Choi, T.-M., Olson, D. L., and Salman, F. S. (2020). Data Analytics for Operational Risk Management. *Decision Sciences*, 51(6):1316–1319. _eprint: <https://onlinelibrary.wiley.com/doi/pdf/10.1111/deci.12443>.
- Athaudage, G. N., Perera, H. N., Sugathadasa, P. R. S., De Silva, M. M., and Herath, O. K. (2022). Modelling the impact of disease outbreaks on the international crude oil supply chain using Random Forest regression. *International Journal of Energy Sector Management*, ahead-of-print(ahead-of-print).
- Baryannis, G., Dani, S., and Antoniou, G. (2019a). Predicting supply chain risks using machine learning: The trade-off between performance and interpretability. *Future Generation Computer Systems*, 101:993–1004.
- Baryannis, G., Validi, S., Dani, S., and Antoniou, G. (2019b). Supply chain risk management and artificial intelligence: state of the art and future research directions. *International Journal of Production Research*, 57(7):2179–2202. Publisher: Taylor & Francis _eprint: <https://doi.org/10.1080/00207543.2018.1530476>.
- Bassiouni, M. M., Chakraborty, R. K., Hussain, O. K., and Rahman, H. F. (2023). Advanced deep learning approaches to predict supply chain risks under COVID-19 restrictions. *Expert Systems with Applications*, 211:118604.
- Belhadi, A., Kamble, S., Jabbour, C. J. C., Gunasekaran, A., Ndubisi, N. O., and Venkatesh, M. (2021a). Manufacturing and service supply chain resilience to the COVID-19 outbreak: Lessons learned from the automobile and airline industries. *Technological Forecasting and Social Change*, 163:120447.
- Belhadi, A., Kamble, S. S., Mani, V., Benkhati, I., and Touriki, F. E. (2021b). An ensemble machine learning approach for forecasting credit risk of agricultural SMEs' investments in agriculture 4.0 through supply chain finance. *Annals of Operations Research*.
- Bode, C., Wagner, S. M., Petersen, K. J., and Ellram, L. M. (2011). Understanding Responses to Supply Chain Disruptions: Insights from Information Processing and Resource Dependence Perspectives. *Academy of Management Journal*, 54(4):833–856. Publisher: Academy of Management.
- Bodendorf, F., Sauter, M., and Franke, J. (2023). A mixed methods approach to analyze and predict supply disruptions by combining causal inference and deep learning. *International Journal of Production Economics*, 256:108708.
- Chen, S., Song, Y., Ding, Y., Zhang, M., and Nie, R. (2021). Using long short-term memory model to study risk assessment and prediction of China's oil import from the perspective of resilience theory. *Energy*, 215:119152.
- Craighead, C. W., Ketchen Jr., D. J., and Darby, J. L. (2020). Pandemics and Supply Chain Management Research: Toward a Theoretical Toolbox*. *Decision Sciences*, 51(4):838–866. _eprint: <https://onlinelibrary.wiley.com/doi/pdf/10.1111/deci.12468>.
- Dang, C., Wang, F., Yang, Z., Zhang, H., and Qian, Y. (2022). Evaluating and forecasting the risks of small to medium-sized enterprises in the supply chain finance market using blockchain technology and deep learning model. *Operations Management Research*, 15(3):662–675.
- Deiva Ganesh, A. and Kalpana, P. (2022). Supply chain risk identification: a real-time data-mining approach. *Industrial Management & Data Systems*, 122(5):1333–1354. Publisher: Emerald Publishing Limited.
- Denyer, D. and Tranfield, D. (2009). Producing a systematic review. In *The Sage handbook of organizational research methods*, pages 671–689. Sage Publications Ltd, Thousand Oaks, CA.

- Duan, Y., Mu, C., Yang, M., Deng, Z., Chin, T., Zhou, L., and Fang, Q. (2021). Study on early warnings of strategic risk during the process of firms' sustainable innovation based on an optimized genetic BP neural networks model: Evidence from Chinese manufacturing firms. *International Journal of Production Economics*, 242:108293.
- Fu, W., Zhang, H., and Huang, F. (2022). Internet-based supply chain financing-oriented risk assessment using BP neural network and SVM. *PLOS ONE*, 17(1):e0262222. Publisher: Public Library of Science.
- Gao, Q., Xu, H., and Li, A. (2022). The analysis of commodity demand predication in supply chain network based on particle swarm optimization algorithm. *Journal of Computational and Applied Mathematics*, 400:113760.
- Govindan, K., Mina, H., and Alavi, B. (2020). A decision support system for demand management in healthcare supply chains considering the epidemic outbreaks: A case study of coronavirus disease 2019 (COVID-19). *Transportation Research Part E: Logistics and Transportation Review*, 138:101967.
- Guo, Y., Fu, Y., Hao, F., Zhang, X., Wu, W., Jin, X., Robin Bryant, C., and Senthilnath, J. (2021). Integrated phenology and climate in rice yields prediction using machine learning methods. *Ecological Indicators*, 120:106935.
- Han, C. and Zhang, Q. (2021). Optimization of supply chain efficiency management based on machine learning and neural network. *Neural Computing and Applications*, 33(5):1419–1433.
- Handfield, R., Sun, H., and Rothenberg, L. (2020). Assessing supply chain risk for apparel production in low cost countries using newsfeed analysis. *Supply Chain Management: An International Journal*, 25(6):803–821. Publisher: Emerald Publishing Limited.
- Hosseini, S. and Barker, K. (2016). A Bayesian network model for resilience-based supplier selection. *International Journal of Production Economics*, 180:68–87.
- Ivanov, D. (2020). Predicting the impacts of epidemic outbreaks on global supply chains: A simulation-based analysis on the coronavirus outbreak (COVID-19/SARS-CoV-2) case. *Transportation Research Part E: Logistics and Transportation Review*, 136:101922.
- Janiesch, C., Zschech, P., and Heinrich, K. (2021). Machine learning and deep learning. *Electronic Markets*, 31(3):685–695.
- Janjua, N. K., Nawaz, F., and Prior, D. D. (2023). A fuzzy supply chain risk assessment approach using real-time disruption event data from Twitter. *Enterprise Information Systems*, 17(4):1959652. Publisher: Taylor & Francis .eprint: <https://doi.org/10.1080/17517575.2021.1959652>.
- Jiaying, F., Bianyu, Y., Xin, L., Dong, T., and Weisong, M. (2021). Evaluation on risks of sustainable supply chain based on optimized BP neural networks in fresh grape industry. *Computers and Electronics in Agriculture*, 183:105988.
- Katsaliaki, K., Galetsi, P., and Kumar, S. (2022). Supply chain disruptions and resilience: a major review and future research agenda. *Annals of Operations Research*, 319(1):965–1002.
- Kosasih, E. E., Margaroli, F., Gelli, S., Aziz, A., Wildgoose, N., and Brintrup, A. (2022). Towards knowledge graph reasoning for supply chain risk management using graph neural networks. *International Journal of Production Research*, 0(0):1–17. Publisher: Taylor & Francis .eprint: <https://doi.org/10.1080/00207543.2022.2100841>.
- Kwak, D.-W., Seo, Y.-J., and Mason, R. (2018). Investigating the relationship between supply chain innovation, risk management capabilities and competitive advantage in global supply chains. *International Journal of Operations & Production Management*, 38(1):2–21. Publisher: Emerald Publishing Limited.
- Lalmi, A., Fernandes, G., and Souad, S. B. (2021). A conceptual hybrid project management model for construction projects. *Procedia Computer Science*, 181:921–930.
- Lei, Y., Qiaoming, H., and Tong, Z. (2023). Research on Supply Chain Financial Risk Prevention Based on Machine Learning. *Computational Intelligence and Neuroscience*, 2023:e6531154. Publisher: Hindawi.

- Li, D., Zhi, B., Schoenherr, T., and Wang, X. (2023). Developing capabilities for supply chain resilience in a post-COVID world: A machine learning-based thematic analysis. *IISE Transactions*, 55(12):1256–1276. Publisher: Taylor & Francis .eprint: <https://doi.org/10.1080/24725854.2023.2176951>.
- Li, L. (2022). Predicting the Investment Risk in Supply Chain Management Using BPNN and Machine Learning. *Wireless Communications and Mobile Computing*, 2022:e4340286. Publisher: Hindawi.
- Li, M. and Fu, Y. (2022). Prediction of Supply Chain Financial Credit Risk Based on PCA-GA-SVM Model. *Sustainability*, 14(24):16376. Number: 24 Publisher: Multidisciplinary Digital Publishing Institute.
- Liu, J., Liu, S., Li, J., and Li, J. (2022). Financial credit risk assessment of online supply chain in construction industry with a hybrid model chain. *International Journal of Intelligent Systems*, 37(11):8790–8813. .eprint: <https://onlinelibrary.wiley.com/doi/pdf/10.1002/int.22968>.
- Liu, Y. and Huang, L. (2020). Supply chain finance credit risk assessment using support vector machine-based ensemble improved with noise elimination. *International Journal of Distributed Sensor Networks*, 16(1):1550147720903631. Publisher: SAGE Publications.
- Liu, Z., Gao, R., Zhou, C., and Ma, N. (2019). Two-period pricing and strategy choice for a supply chain with dual uncertain information under different profit risk levels. *Computers & Industrial Engineering*, 136:173–186.
- Luo, S., Xing, M., and Zhao, J. (2022). Construction of Artificial Intelligence Application Model for Supply Chain Financial Risk Assessment. *Scientific Programming*, 2022:e4194576. Publisher: Hindawi.
- Mohanty, D. K., Parida, A. K., and Khuntia, S. S. (2021). Financial market prediction under deep learning framework using auto encoder and kernel extreme learning machine. *Applied Soft Computing*, 99:106898.
- Nayal, K., Raut, R. D., Queiroz, M. M., Yadav, V. S., and Narkhede, B. E. (2021). Are artificial intelligence and machine learning suitable to tackle the COVID-19 impacts? An agriculture supply chain perspective. *The International Journal of Logistics Management*, 34(2):304–335. Publisher: Emerald Publishing Limited.
- Naz, F., Kumar, A., Majumdar, A., and Agrawal, R. (2022). Is artificial intelligence an enabler of supply chain resiliency post COVID-19? An exploratory state-of-the-art review for future research. *Operations Management Research*, 15(1):378–398.
- Nezamoddini, N., Gholami, A., and Aqlan, F. (2020). A risk-based optimization framework for integrated supply chains using genetic algorithm and artificial neural networks. *International Journal of Production Economics*, 225:107569.
- Ni, D., Xiao, Z., and Lim, M. K. (2020). A systematic review of the research trends of machine learning in supply chain management. *International Journal of Machine Learning and Cybernetics*, 11(7):1463–1482.
- Nimmy, S. F., Hussain, O. K., Chakraborty, R. K., Hussain, F. K., and Saberi, M. (2022). Explainability in supply chain operational risk management: A systematic literature review. *Knowledge-Based Systems*, 235:107587.
- Pan, W. and Miao, L. (2023). Dynamics and risk assessment of a remanufacturing closed-loop supply chain system using the internet of things and neural network approach. *The Journal of Supercomputing*, 79(4):3878–3901.
- Punia, S., Singh, S. P., and Madaan, J. K. (2020). From predictive to prescriptive analytics: A data-driven multi-item newsvendor model. *Decision Support Systems*, 136:113340.
- Rao, Q. and Li, W. (2022). Risk Evaluation and Forecast Behavior Analysis of Supply Chain Financing Based on Blockchain. *Wireless Communications and Mobile Computing*, 2022:e7668474. Publisher: Hindawi.
- Roukny, T., Battiston, S., and Stiglitz, J. E. (2018). Interconnectedness as a source of uncertainty in systemic risk. *Journal of Financial Stability*, 35:93–106.

- Schroeder, M. and Lodemann, S. (2021). A Systematic Investigation of the Integration of Machine Learning into Supply Chain Risk Management. *Logistics*, 5(3):62. Number: 3 Publisher: Multidisciplinary Digital Publishing Institute.
- Shahed, K. S., Azeem, A., Ali, S. M., and Moktadir, M. A. (2021). A supply chain disruption risk mitigation model to manage COVID-19 pandemic risk. *Environmental Science and Pollution Research*.
- Sheng, J., Amankwah-Amoah, J., Khan, Z., and Wang, X. (2021). COVID-19 Pandemic in the New Era of Big Data Analytics: Methodological Innovations and Future Research Directions. *British Journal of Management*, 32(4):1164–1183. _eprint: <https://onlinelibrary.wiley.com/doi/pdf/10.1111/1467-8551.12441>.
- Shi, S., Tse, R., Luo, W., D'Addona, S., and Pau, G. (2022). Machine learning-driven credit risk: a systemic review. *Neural Computing and Applications*, 34(17):14327–14339.
- Wang, C., Yu, F., Zhang, Z., and Zhang, J. (2021). Multiview Graph Learning for Small- and Medium-Sized Enterprises' Credit Risk Assessment in Supply Chain Finance. *Complexity*, 2021:e6670873. Publisher: Hindawi.
- Wang, L., Jia, F., Chen, L., and Xu, Q. (2022a). Forecasting smes' credit risk in supply chain finance with a sampling strategy based on machine learning techniques. *Annals of Operations Research*, pages 1–33.
- Wang, L., Jia, F., Chen, L., and Xu, Q. (2022b). Forecasting SMEs' credit risk in supply chain finance with a sampling strategy based on machine learning techniques. *Annals of Operations Research*.
- Wang, L. and Song, H. (2022). E-Commerce Credit Risk Assessment Based on Fuzzy Neural Network. *Computational Intelligence and Neuroscience*, 2022:e3088915. Publisher: Hindawi.
- Wang, Y. (2021). Research on Supply Chain Financial Risk Assessment Based on Blockchain and Fuzzy Neural Networks. *Wireless Communications and Mobile Computing*, 2021:e5565980. Publisher: Hindawi.
- Wei, Y. (2022). A Machine Learning Algorithm for Supplier Credit Risk Assessment Based on Supply Chain Management. *International Transactions on Electrical Energy Systems*, 2022:e4766597. Publisher: Hindawi.
- Wong, C. W. Y., Lirn, T.-C., Yang, C.-C., and Shang, K.-C. (2020). Supply chain and external conditions under which supply chain resilience pays: An organizational information processing theorization. *International Journal of Production Economics*, 226:107610.
- Wong, L.-W., Tan, G. W.-H., Ooi, K.-B., Lin, B., and Dwivedi, Y. K. (2022). Artificial intelligence-driven risk management for enhancing supply chain agility: A deep-learning-based dual-stage PLS-SEM-ANN analysis. *International Journal of Production Research*, 0(0):1–21. Publisher: Taylor & Francis _eprint: <https://doi.org/10.1080/00207543.2022.2063089>.
- Wu, J., Zhang, Z., and Zhou, S. X. (2022a). Credit rating prediction through supply chains: A machine learning approach. *Production and Operations Management*, 31(4):1613–1629.
- Wu, J., Zhang, Z., and Zhou, S. X. (2022b). Credit Rating Prediction Through Supply Chains: A Machine Learning Approach. *Production and Operations Management*, 31(4):1613–1629. _eprint: <https://onlinelibrary.wiley.com/doi/pdf/10.1111/poms.13634>.
- Wu, Y., Li, X., Liu, Q., and Tong, G. (2022c). The Analysis of Credit Risks in Agricultural Supply Chain Finance Assessment Model Based on Genetic Algorithm and Backpropagation Neural Network. *Computational Economics*, 60(4):1269–1292.
- Xia, Y., Xu, T., Wei, M.-X., Wei, Z.-K., and Tang, L.-J. (2023). Predicting Chain's Manufacturing SME Credit Risk in Supply Chain Finance Based on Machine Learning Methods. *Sustainability*, 15(2):1087. Number: 2 Publisher: Multidisciplinary Digital Publishing Institute.
- Xu, C. and Jackson, S. A. (2019). Machine learning and complex biological data. *Genome Biology*, 20(1):76.

- Xu, S., Zhang, X., Feng, L., and Yang, W. (2020). Disruption risks in supply chain management: a literature review based on bibliometric analysis. *International Journal of Production Research*, 58(11):3508–3526. Publisher: Taylor & Francis .eprint: <https://doi.org/10.1080/00207543.2020.1717011>.
- Yang, M., Lim, M. K., Qu, Y., Ni, D., and Xiao, Z. (2023). Supply chain risk management with machine learning technology: A literature review and future research directions. *Computers & Industrial Engineering*, 175:108859.
- Yang, Y., Chu, X., Pang, R., Liu, F., and Yang, P. (2021). Identifying and Predicting the Credit Risk of Small and Medium-Sized Enterprises in Sustainable Supply Chain Finance: Evidence from China. *Sustainability*, 13(10):5714. Number: 10 Publisher: Multidisciplinary Digital Publishing Institute.
- Yao, G., Hu, X., and Wang, G. (2022). A novel ensemble feature selection method by integrating multiple ranking information combined with an SVM ensemble model for enterprise credit risk prediction in the supply chain. *Expert Systems with Applications*, 200:117002.
- Yin, L.-L., Qin, Y.-W., Hou, Y., and Ren, Z.-J. (2022). A Convolutional Neural Network-Based Model for Supply Chain Financial Risk Early Warning. *Computational Intelligence and Neuroscience*, 2022:e7825597. Publisher: Hindawi.
- Zhang, F., Wu, X., Tang, C. S., Feng, T., and Dai, Y. (2020). Evolution of Operations Management Research: from Managing Flows to Building Capabilities. *Production and Operations Management*, 29(10):2219–2229. .eprint: <https://onlinelibrary.wiley.com/doi/pdf/10.1111/poms.13231>.
- Zhang, H., Shi, Y., Yang, X., and Zhou, R. (2021). A firefly algorithm modified support vector machine for the credit risk assessment of supply chain finance. *Research in International Business and Finance*, 58:101482.
- Zhang, L., Hu, H., and Zhang, D. (2015). A credit risk assessment model based on SVM for small and medium enterprises in supply chain finance. *Financial Innovation*, 1(1):14.
- Zhang, W., Lim, M. K., Yang, M., Li, X., and Ni, D. (2023). Using deep learning to interpolate the missing data in time-series for credit risks along supply chain. *Industrial Management & Data Systems*, 123(5):1401–1417. Publisher: Emerald Publishing Limited.
- Zhang, W., Yan, S., Li, J., Tian, X., and Yoshida, T. (2022). Credit risk prediction of SMEs in supply chain finance by fusing demographic and behavioral data. *Transportation Research Part E: Logistics and Transportation Review*, 158:102611.
- Zhang, X. (2022). Enterprise Supply Chain Risk Assessment Based on the Support Vector Machine Algorithm and Fuzzy Model. *Security and Communication Networks*, 2022:e3692628. Publisher: Hindawi.
- Zhao, J. and Li, B. (2022). Credit risk assessment of small and medium-sized enterprises in supply chain finance based on SVM and BP neural network. *Neural Computing and Applications*, 34(15):12467–12478.
- Zheng, G., Kong, L., and Brintrup, A. (2023). Federated machine learning for privacy preserving, collective supply chain risk prediction. *International Journal of Production Research*, 0(0):1–18. Publisher: Taylor & Francis .eprint: <https://doi.org/10.1080/00207543.2022.2164628>.
- Zhu, Y., Xie, C., Wang, G.-J., and Yan, X.-G. (2016). Predicting China's SME Credit Risk in Supply Chain Finance Based on Machine Learning Methods. *Entropy*, 18(5):195. Number: 5 Publisher: Multidisciplinary Digital Publishing Institute.
- Zhu, Y., Xie, C., Wang, G.-J., and Yan, X.-G. (2017). Comparison of individual, ensemble and integrated ensemble machine learning methods to predict China's SME credit risk in supply chain finance. *Neural Computing and Applications*, 28(1):41–50.
- Zhu, Y., Zhou, L., Xie, C., Wang, G.-J., and Nguyen, T. V. (2019). Forecasting SMEs' credit risk in supply chain finance with an enhanced hybrid ensemble machine learning approach. *International Journal of Production Economics*, 211:22–33.

Appendix A. Co-authorship Analysis Clusters

| Cluster | First author |
|----------------------------|--------------|
| Red cluster(10 items) | Gong, Y |
| | Li, I |
| | Ii, Z |
| | Wang, B |
| | Wang, D |
| | Wu, Y |
| | Xu, X |
| | Yang, X |
| | Zhang, H |
| | Zhao, D |
| Green cluster (7 items) | Liu, C |
| | Wang, J |
| | Wang, I |
| | Wang, S |
| | Wang, X |
| | Yang, S |
| | Zhang, X |
| Blue cluster (5 items) | Chen, Y |
| | Ii, J |
| | Liu, S |
| | Liu, Y |
| | Yang, G |
| Yellow cluster (5 items) | Li, X |
| | Lim, MK |
| | Ni, D |
| | Qu, Y |
| | Yang, M |
| Violet cluster (5 items) | Wang, GJ |
| | Xie, C |
| | Yan, XG |
| | Zhou, I |
| | Zhu, Y |
| Sky-blue cluster (5 items) | Hu, X |
| | Wang, Y |
| | Wang, Z |
| | Yao, G |
| | Zhang, Y |

Appendix B. Co-citation Analysis Clusters

Appendix B.1. Cited References

| Cluster | First author | Publication year | Journal ISO abbreviation |
|--------------------------|-----------------|---------------------|-------------------------------|
| Red cluster (18items) | Baryannis G | 2019 | Future Gener. Comp. |
| | Baryannis G | 2019 | Int. J. Prod. Res. |
| | Belhadi A | 2021 | Ann. Oper. Res. |
| | Breiman I | 2001 | Machine Learning |
| | Cavalcante IM | 2019 | Int. J. Inform. Manage. |
| | Chawla NV | 2002 | J. Artif. Intell. Res. |
| | Choi T.M. | 2018 | Prod. Oper. Manag. |
| | Garvey MD | 2015 | Eur. J. Oper. Res. |
| | Ho W | 2015 | Int. J. Prod. Res. |
| | Klikauer T | 2016 | Triplec-Commun. Capit. |
| | Sharma R | 2020 | Comput. Oper. Res. |
| | Tang Cs | 2006 | Int. J. Prod. Econ. |
| | Tang O | 2011 | Int. J. Prod. Econ. |
| | Wang G | 2016 | Int. J. Prod. Econ. |
| | Wichmann P | 2020 | Int. J. Prod. Res. |
| | Wuttke Da | 2013 | Int. J. Prod. Econ. |
| | Xu XH | 2018 | Int. J. Prod. Econ. |
| Zhu Y | 2019 | Int. J. Prod. Econ. | |
| Green cluster (13 items) | Ambulkar S | 2015 | J. Oper. Manag. |
| | Barney j. | 1991 | J. Manage. |
| | Belhadi A | 2021 | Technol. Forecast. Soc. |
| | Brandon-Jones E | 2014 | J. Supply Chain Manag. |
| | Chowdhury MMH | 2017 | Int. J. Prod. Econ. |
| | Christopher M | 2004 | Int. J. Logist. Manage. |
| | Craighead CW | 2007 | Desition. Sci. |
| | Dubey R | 2021 | Int. J. Prod. Res. |
| | Prod El Bazj | 2021 | Int. J. Prod. Res. |
| | Juttner U | 2011 | Supply Chain Manag. |
| | Juttner U. | 2003 | Int. J. Logist-Res. App. |
| | Ponomarov SY | 2009 | Int. J. Logist. Manag. |
| | Tomlin B | 2006 | Manage. Sci. |
| Blue cluster (11items) | Chowdhury P | 2021 | Transport Res. E-Log. |
| | Dwivedi YLC | 2021 | Int. J. InForm. Manage. |
| | Ivanov D | 2020 | Ann. Oper. Res. |
| | Ivanov D | 2020 | Int. J. Prod. Res. |
| | Ivanov D | 2020 | Transport Res. E-Log. |
| | Ivanov D | 2021 | Prod. Plan. Control. |
| | Ivanov Dmitry | 2020 | Int. J. Integr. Supply Manag. |
| | Min H | 2010 | Int. J. Logist-Res. App. |
| | Queiroz MM | 2020 | Ann. Oper. Res. |
| | Toorajipour R | 2021 | J. Bus. Res. |
| | Van Hoek R | 2020 | Int. J. Oer. Prod. Man. |

| Cluster | First author | Publication year | Journal ISO abbreviation |
|---------------------------|--------------------|------------------|---|
| Yellow cluster (11 items) | Armstrong JS | 1977 | J. Marketing Res. |
| | Fornell C | 1981 | J. Marketing. Res. |
| | Giannalcis Mihalis | 2016 | International Journal Of Production Economics |
| | Grover P | 2022 | Ann. Oper. Res. |
| | Ivanov D | 2019 | Int. J. Prod. Res. |
| | Kamble Ss | 2020 | Int. J. Prod. Econ. |
| | Nguyen T | 2018 | Comput. Oper. Res. |
| | Papadopoulos T | 2017 | J. Clean. Prod. |
| | Pettit T | 2019 | J. Bus. Logist. |
| | Podsa Koff Pm | 2003 | J. Apple. Psychol. |
| | Saberi S | 2019 | Int. J. Prod. Res. |
| Violet cluster (5 items) | Dolgui A | 2018 | Int. J. Prod. Res. |
| | Dolgui A | 2019 | Int. J. Prod. Res. |
| | Heckmann I | 2015 | Omega-Int. J. Manag. S. |
| | Hosseini S | 2019 | Transport Res. E-Log. |
| | Ivanov D | 2017 | Int. J. Prod. Res. |

Appendix B.2. Authors

| Cluster | First author |
|------------------------|----------------|
| Red cluster (22 items) | Baryannis, G |
| | Brintrup, A |
| | Chopra, S |
| | Christopher, M |
| | Dolgui, A |
| | Fahimnia, B |
| | Ghadge, A |
| | Heckmann, I |
| | Ho, W |
| | Hosseini, S |
| | Ivanov, D |
| | Jabbarzadeh, A |
| | Juttner, U |
| | Kumar, S |
| | Paul, SK |
| | Pettit, TJ |
| | Rajesh, R |
| | Sawik, T |
| | Sheffi, Y |
| | Sodhi, MS |
| | Tang, CS |
| | Wieland, A |

| Cluster | First author |
|--------------------------|-----------------|
| Green cluster (19 items) | Breiman, I |
| | Chen, J |
| | Chien, D |
| | Choi, TM |
| | Govindan, K |
| | Hofmann, E |
| | Kamble, SS |
| | Kumar, A |
| | Ii, J |
| | Liu, Y |
| | Song, H |
| | Tsao, YE |
| | Tseng, MI |
| | Wang, G |
| | Wang, J |
| | Wang, I |
| | Wang, Y |
| | Zhang, Y |
| | Zhu, Y |
| Blue cluster (14 items) | Akter, S |
| | Bag, S |
| | Belhad, A |
| | Dubey, R |
| | Fomel, C |
| | Gunasekaran, A |
| | Gupta, S |
| | Hair, JF |
| | Min, H |
| | Papadopoulos, T |
| | Podsakoff, PM |
| | Queiroz, MM |
| | Sarkis, J |
| | Wamba, SF |

Appendix C. Bibliographic Coupling Clusters

Appendix C.1. Authors

| Cluster | First author |
|------------------------|-----------------------|
| Red cluster (15 items) | Bag, Surajit |
| | Brintrup, Aleicandra |
| | Choi, Tsan-Ming |
| | Chung, Sai-Ho |
| | Dwivedi, Yogesh |
| | K. Gupta, Shivam |
| | Hosseini, Seyedmohsen |
| | Ivanov, Dmitry |
| | Kalpana, P. |
| | Kar, Arpan Kumar |
| | Kumar, Ajay |

| Cluster | First author |
|----------------------------|------------------------|
| | Ma, Hoi-Lam |
| | Modgil, Sachin |
| | Raut, Rakesh D. |
| | Wang, Xiaoyi |
| Green cluster (7 items) | Hu, Xiaojian |
| | Wang, Gang-Jin Xie |
| | Xie, Chi |
| | Yan, Xin-Guo |
| | Yao, Gang |
| | Zhou, Li |
| | Zhu, You |
| Blue cluster (5 items) | I Xingzhi |
| | Lim, Ming K. |
| | N Du |
| | Qu, Yingchi |
| | Yang, Mei |
| Yellow cluster (5 items) | Chen, Yanju |
| | Liu, Yankui |
| | Liu, Ying |
| | Tsao, Yu-Chung |
| | Yang, Guoqing |
| Violet cluster (4 items) | Chien, Chen-Fu |
| | Hussain, Farookh Khade |
| | Hussain, Omar K. |
| | Saberi, Morteza |
| Sky-blue cluster (3 items) | Bouzembrak, Yamine |
| | Liu, Cheng |
| | Marvin, Hansj P. |

Appendix C.2. Countries

| Cluster | Countries |
|-------------------------|---------------------------|
| Red cluster (9 items) | Austria |
| | Belgium |
| | Germany |
| | Greece |
| | Italy |
| | Lithuania |
| | Netherlands |
| | Russia |
| | Serbia |
| Green cluster (8 items) | Australia |
| | Denmark |
| | Iran |
| | Japan |
| | Peoples Republic of China |
| | Saudi Arabia |
| | Singapore |
| | South Korea |

| Cluster | Countries |
|---------------------------|----------------------|
| Blue cluster (7 items) | Finland |
| | Malaysia |
| | Norway |
| | Pakistan |
| | Scotland |
| | Thailand |
| | United Arab Emirates |
| Yellow cluster (6 items) | Brazil |
| | Canada |
| | India |
| | South Africa |
| | Turkey |
| | USA |
| Violet cluster (6 items) | England |
| | France |
| | Morocco |
| | Poland |
| | Slovenia |
| | Spain |
| Sky-blue cluster (3items) | Qatar |
| | Taiwan |
| | Wales |

Appendix C.3. Documents

| Cluster | First author (initial name) (year) |
|------------------------|---|
| Red cluster (19 items) | Bhuiyan (2021) |
| | Chien (2020) |
| | Chung (2021) |
| | Davenport (2020) |
| | Du (2019) |
| | Feuerriegel(2019) |
| | Fu (2019) |
| | Ivanov (2021) |
| | Khan (2019) |
| | Klumpp (2018) |
| | Kumar (2020) |
| | Mortazavi(2015) |
| | Nikolopoulos (2021) |
| | Punia (2020) |
| | Roy (2020) |
| | Salamai (2021) |
| | Sampson (2021) |
| | Villegas (2018) |
| | Wu (2021) |

| Cluster | First author (initial name) (year) |
|---------------------------|---|
| Green cluster (15 items) | Behl (2022) |
| | Belhadi |
| | Brintrup (2020) |
| | Cheng (2022) |
| | Duan (2021) |
| | Dubey (2021) |
| | Galetsi (2020) |
| | Gao (2020) |
| | Hopkins (2021) |
| | Ii(2018) |
| | Malik (2022) |
| | Rana (2022) |
| | Raut (2018) |
| | Sobb (2020) |
| | Zouari(2021) |
| Blue cluster (13 items) | Baryannis (2019A) |
| | Cavalcante (2019) |
| | Ebinger (2020) |
| | Hamdi (2018) |
| | Hosseini (2016) |
| | Hosseini (2019) |
| | Hsueh (2015) |
| | Izadikhah (2017) |
| | Jacyna (2020) |
| | Ii (2020) |
| | Mavi(2017) |
| | Svoboda (2021) |
| | Xu (2019) |
| Violet cluster (12 items) | Lin (2019) |
| | Rida (2019) |
| | Rishehchi Fayyaz (2021) |
| | Sang (2021) |
| | Song (2021) |
| | Wang (2020) |
| | Zhang (2021) |
| | Zheng (2021) |
| | Zhu (2016A) |
| | Zhu (2016B) |
| | Zhu (2017) |
| | Zhu (2019) |

| Cluster | First author (initial name) (year) |
|-----------------------------|------------------------------------|
| Sky-blue cluster (12 items) | Bag |
| | Bechtsis (2022) |
| | Devarajan |
| | Golan (2021) |
| | Modgil (2022A) |
| | Modgil (2022B) |
| | Moosavi (2022) |
| | Nayal (2022) |
| | Nayal (2023) |
| | Naz (2022) |
| | Queiroz (2022) |
| | Tirkolae (2021) |
| Orange cluster (12 items) | Afify (2019) |
| | Baryannis (201Gb) |
| | Bouzembrak (201G) |
| | Villegas (2018) |
| | Haghjoo (2020) |
| | Hosseini (2020) |
| | Liu (201G) |
| | Liu (2021) |
| | Ma (2020) |
| | Tordecilla (2021) |
| | Tsao (2020) |
| | Yang (2017) |
| Brown cluster (8 items) | Amjad (2020) |
| | Handfield (2020) |
| | Jesus Saenz (2018) |
| | Kosasih (2022) |
| | Liu (2016) |
| | Protogerou (2021) |
| | Rajesh (2020) |
| | Wichmann (2020) |

Appendix C.4. Organizations

| Clusters | Organization (abbreviation) |
|-------------------------|-----------------------------|
| Red cluster (7 items) | Emlyon Business Sch. |
| | Hebei Univ. |
| | Huazhong Univ. Sci. Techn. |
| | Islamic Azad Univ. |
| | Univ. Cambridge |
| | Univ. Technol. Sydney |
| | Univ. Tehran |
| Green cluster (4 items) | Beijing Technol. Business |
| | Chongqing Univ. |
| | Hunan Univ. |
| | Univ. Chinese Acad. Sci. |
| Blue cluster (3 items) | Hong Kong Polytech. Univ. |
| | Indian Inst. Technol. Delhi |

| Clusters | Organization (abbreviation) |
|-----------------|------------------------------------|
| | Neoma Business Sch. |