

Fast Butterfly-Core Community Search For Large Labeled Graphs

JiaYi Du

School of Computer and Information Engineering
Central South University of Forestry and Technology
Changsha, China
dujiayi@csuft.edu.cn

Wei Ai

School of Computer and Information Engineering
Central South University of Forestry and Technology
Changsha, China
aiwei@hnan.edu.cn

CanHao Xie

School of Computer and Information Engineering
Central South University of Forestry and Technology
Changsha, China
Xiecanhao@csuft.edu.cn,

YingHao Wu

School of Computer and Information Engineering
Central South University of Forestry and Technology
Changsha, China
wuyinghao@csuft.edu.cn

Tao Meng*

School of Computer and Information Engineering
Central South University of Forestry and Technology
Changsha, China
mengtao@hnan.edu.cn

Keqin Li

Department of Computer Science
State University of New York
New Paltz, New York 12561, USA
lik@newpaltz.edu

Abstract—Community Search (CS) aims to identify densely interconnected subgraphs corresponding to query vertices within a graph. However, existing heterogeneous graph-based community search methods need help identifying cross-group communities and suffer from efficiency issues, making them unsuitable for large graphs. This paper presents a fast community search model based on the Butterfly-Core Community (BCC) structure for heterogeneous graphs. The Random Walk with Restart (RWR) algorithm and butterfly degree comprehensively evaluate the importance of vertices within communities, allowing leader vertices to be rapidly updated to maintain cross-group cohesion. Moreover, we devised a more efficient method for updating vertex distances, which minimizes vertex visits and enhances operational efficiency. Extensive experiments on several real-world temporal graphs demonstrate the effectiveness and efficiency of this solution.

Index Terms—Community Search, Butterfly-Core, Labeled Graph, Heterogeneous Graphs, Random Walk with Restart

I. INTRODUCTION

Graphs are essential for depicting social, academic, expertise, and IT professional networks [16]–[27]. These networks are labeled graphs, where vertices have labels, such as roles in IT professional networks. A vital feature of these graphs is the emergence of cross-group communities, as illustrated in Figure 1. These arise when closely collaborating groups with different labels form, as seen in cross-role business collaborations within IT professional networks. In this context, we focus more

on heterogeneous graphs. Heterogeneous graphs have vertices with different labels, each vertex having a single label type. In contrast, homogeneous graphs either lack vertex labels or have all vertices with the same label.

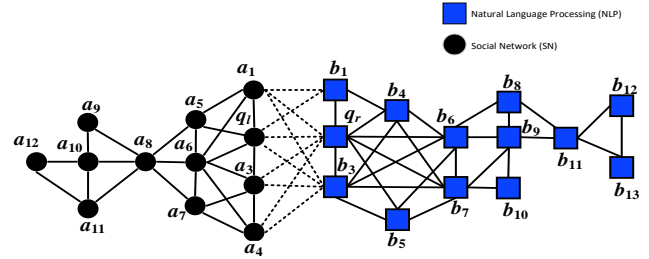


Figure 1: An instance of a labeled graph denoted as G within IT professional networks showcasing two labels, namely NLP and SN. The solid edges (and dashed edges) represent interactions between homogeneous vertices (vertices of the same type) and heterogeneous vertices (vertices of different types).

In recent years, research on community search (CS) tasks has witnessed the emergence of various models for identifying densely connected subgraphs, such as the k -core [2], k -truss [3], quasi-clique [4], and densest subgraph [5], within the context of CS tasks. While these community search models primarily focus on identifying homogeneous communities [6], they often overlook the semantic information carried by ver-

*Tao Meng is the corresponding author.

tics and edges. The butterfly-core community search [1] aims to locate densely connected cross-group communities, yet this approach also presents certain limitations. For instance, the greedy leader vertex identifying method’s emphasis on high butterfly-degree leader vertices within a 3-hop range focuses too much on interactions among heterogeneous community vertices, neglecting interactions among homogeneous ones. This method overlooks vertices within the community with significant influence and suitable butterfly degrees, making the leader vertex search time-consuming. Furthermore, the BCC search model necessitates the diameter reduction of subgraphs to obtain a small, dense community. However, during graph reduction, checking the distance from each vertex to the query vertex resulted in unnecessary time consumption.

Motivated by the above, we present a fast community search solution founded on a butterfly-core community structure. Specifically, since the *Random Walk with Restart*(RWR) algorithm captures intimacy scores between vertices, we propose a vertex comprehensive scoring method—melding RWR’s intimacy score with the vertex’s butterfly degree to assess vertex significance within the community. In graph reduction, we devised a novel leader update method using vertex comprehensive scores. Motivating by BFS, we introduced a new technique to enhance BCC retrieval efficiency by updating vertex distances.

To summarize, our contributions are as follows:

- We introduce a comprehensive vertex scoring approach that combines the RWR algorithm’s vertex score with the butterfly degree to swiftly identify and update the leader vertex’s significance within a community.
- We develop a more efficient approach to update the leader vertex based on the vertex’s comprehensive score.
- We design a fast method for updating vertex distances based on the concept of the BFS algorithm.

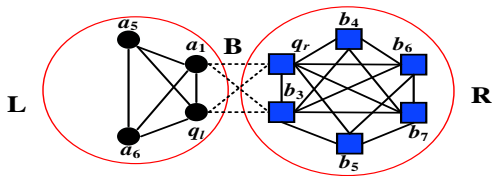


Figure 2: An instance of a butterfly-core community G_H . The bowtie B emerges from the collection of dashed edges connecting two labeled groups.

II. RELATED WORK

Community Search. The task of CS aims at the best sub-community in which a given vertex is located [7]. In the present era, contemporary community search models can be classified according to various metrics for evaluating community quality. Examples include k -truss [3], quasi-clique [4], k -core [2], and densest subgraph [5]. Furthermore, researchers

have explored and introduced novel community models tailored to different large-scale graph data scenarios, encompassing weighted graphs [10], directed graphs [12], and bipartite graphs [13]. Our search model differs from these studies as it involves two query vertices possessing distinct labels and aims to identify a leader pair-based community that integrates two cross-over groups.

Attributed to Community Detection and Search. This line of research aims to identify communities with a heterogeneous structure and different labels. Graphs for such tasks possess multiple vertex attributes, which differs from our work; the labels in our work cannot directly reflect the interaction relationships between vertices in different communities. [14] proposed attribute-based community search models, which perform well in conducting query tasks on large graphs. However, they identify communities composed of diverse attribute individuals rather than representing cross-community relationships between different communities.

Butterfly-Core Community(BCC) Search. Zheng et al. [1] presented the *Butterfly-Core Community* (BCC) search approach to find cross-group communities encompassing multiple clusters characterized by elevated butterfly degrees and compact diameters. The procedure involves offline index creation using vertex core and butterfly degrees, the local expansion for a initial subgraph G_0 , BCC extraction, and graph diameter reduction. The construction of the butterfly structure and the offline index accelerates the speed of finding cross-community communities in their method, leading to improved performance. However, finding leader vertices and updating vertex distances during graph reduction is time-intensive. Although finding a BCC problem is NP-hard[1], it can take approximately.

Random Walk with Restart (RWR). The *Random Walk with Restart* (RWR) algorithm is a graph-based technique for information dissemination and vertex ranking. It mimics a random walk on a graph wherein, during each step, the walker can potentially reset its path from a predefined set of seed vertices. RWR assigns scores to vertices based on their likelihood of being reached by the random walk. Current RWR-based community search models, such as those in [15], utilize the fine-tuned properties of the RWR algorithm to retain original graph information and enhance the quality of homogeneous community search. However, this contrasts with our goal of seeking communities spanning different clusters.

III. PRELIMINARIES

In this section, we outline the background, problem definition, and algorithm frame.

A. Labels Graph

Considering a graph $G = (V, E, \mathbf{M})$, where V denotes the vertex set, $E \subseteq V \times V$ represents the collection of undirected and unweighted edges, and $\mathbf{M}: V \rightarrow \mathbf{A}$ signifies a vertex label function that maps vertices from V to labels in \mathbf{A} . In a

intuitive sense, for every vertex $v \in V$, v corresponds to an label $\mathbf{M}(v) \in \mathbf{A}$. For example, shown in Figure 1, G has two labels $\{\text{SN}, \text{NLP}\}$. The label of vertex q_l is SN, the edge (q_l, a_1) is a homogeneous edge for the label $\{\text{SN}, \text{SN}\}$, and the edge (q_l, q_r) is a heterogeneous edge for the label $\{\text{SN}, \text{NLP}\}$. In this paper, there are two vertex labels.

B. K -Core and Butterfly-Core

DEFINITION 1 (k -CORE). For a given graph $G = (V, E, \mathbf{M})$, a subgraph S is defined as a k -core if all its vertices have at least k neighbors. Specifically, $S \subseteq G$ and $V_s \subseteq V$, where every vertex in V_s possesses at least k neighbors. The core value of a vertex is represented as $\delta(v)$.

DEFINITION 2 (BUTTERFLY DEGREE). In the context of a bipartite graph $B = (V_L, V_R, E)$, with $E \subseteq V_L \times V_R$, a butterfly X is defined as a 2×2 biclique of G that is formed by four vertices: $v_{l_1}, v_{l_2} \in V_L$, and $v_{r_1}, v_{r_2} \in V_R$. This configuration encompasses all four edges (v_{l_1}, v_{r_1}) , (v_{l_1}, v_{r_2}) , (v_{l_2}, v_{r_1}) , and (v_{l_2}, v_{r_2}) , all of which are present in X , constituting a 2×2 biclique of G . The butterfly degree of a vertex v is represented as $\chi(v)$, signifying the number of butterfly subgraphs in B that encompass vertex v .

C. Butterfly-Core Community

A graph G possesses two labels. It contains a butterfly subgraph B that is made up of cross-community edges and vertices. a (k_1, k_2, b) -Butterfly-Core Community (BCC) $G_H \subseteq G$ adheres to the subsequent criteria:

1. *Different labels:* exist two labels $A_l \in \mathbf{A}$, $A_r \in \mathbf{A}$, $V_L = \{v \in B: \mathbf{M}(v) = A_l\}$, $V_R = \{v \in B: \mathbf{M}(v) = A_r\}$. Notice, $V_L \cap V_R = \emptyset$, $V_L \cup V_R = V_B$;
2. *Left core:* the subgraph L induced by V_L is k_1 -core;
3. *Right core:* the subgraph R induced by V_R is k_2 -core;
4. *Cross-group interactions:* $\exists v_l \in V_L$, $\exists v_r \in V_R$ satisfies that butterfly degree $\chi(v_l) \geq b$ and butterfly degree $\chi(v_r) \geq b$.
5. *Leader Vertex:* $\exists v \in V_B$, $\exists v \in A_l$ (or $\exists v \in A_r$), the butterfly degree of vertex satisfy $\chi(v) \geq b$.
6. *Query Distance:* The maximum length of the shortest path from $v \in V_G$ to a query vertex $q \in Q$, i.e., $\text{dist}_G(V_G, Q) = \max_{v \in V_G, q \in Q} \text{dist}(v, q)$.

D. Problem Formulation

We state the BCC-Problem studied in this paper.

PROBLEM 1 (BCC-Problem): For a $G = (V, E, \mathbf{M})$, given two query vertices $Q = \{q_l, q_r\} \in V$, and three integers $\{k_1, k_2, b\}$, the BCC-Problem aims to identify a BCC $G_H \subseteq G$ that fulfills the subsequent criteria:

1. *Participation & Cohesiveness:* The subgraph G_H is a connected (k_1, k_2, b) -BCC with containing $Q = \{q_l, q_r\}$
2. *Connectivity:* The subgraph G_H is connected

Algorithm 1: Basic Overall Algorithm

- Require:** A graph $G = L \cup R \cup B$, $Q = \{q_l, q_r\}$, three integers $\{k_1, k_2, b\}$.
- Ensure:** A connected (k_1, k_2, b) -BCC G_H containing Q with a small diameter.
- 1: $m \leftarrow 0$;
 - 2: Compute a shortest path P connecting Q ;
 - 3: Iteratively expand P into graph $G_m = \{v \in L \mid \delta(v) \geq k_l\} \cup \{v \in R \mid \delta(v) \geq k_r\}$ by adding adjacent vertices, until $|G_m| > \eta$;
 - 4: Find a maximal connected (k_1, k_2, b) -BCC that includes Q within G_H , with the highest coreness on each side.
 - 5: **while** $\text{connected}_{G_m}(Q) = \text{true}$ **do**
 - 6: Compute $\text{dist}(v, q)$, $v \in V_{G_m}$, $q \in Q$;
 - 7: vertex $\leftarrow \text{argmax}_{v \in V_{G_m}} \text{dist}(v, q)$;
 - 8: Remove the vertex and its edges from G_m ;
 - 9: Maintain G_m as a (k_1, k_2, b) -BCC;
 - 10: $G_{m+1} \leftarrow G_m$; $m \leftarrow m + 1$;
 - 11: **return** $G_H \leftarrow \text{arg min}_{G' \in \{G_0, \dots, G_{m-1}\}} \text{dist}_{G'}(G', Q)$
-

3. *Most minor diameter:* The diameter of G_H is denoted as $\text{diam}(G_H)$. G_H exhibits the smallest diameter, meaning that there is no subset $G'_H \subseteq G_H$ with $\text{diam}(G'_H) < \text{diam}(G_H)$, while G'_H fulfills the criteria above.

The BCC-Problem aims to identify a dense Butterfly-Core Community (BCC) with a minor diameter, ensuring minimal communication cost among group members. Furthermore, we eliminate vertices unrelated to the query during the search process.

EXAMPLE 1. Let the inputs as $Q = \{a_1, q_r\}$, $k_1=3$, $k_2=5$, $b=1$. Figure 2 illustrates a $(3, 5, 1)$ -BCC, where the 3-core subgraph L and the 5-core subgraph R are evident. Subgraph B forms a butterfly configuration across L and R , and $\chi(a_1) = \chi(q_r) = 1$. Notice, that the vertex a_1 and q_r is leader vertex.

E. Basic Overall Solution

In our previous introductions, we presented a basic overall solution that involves several essential steps: Offline index construction (Each vertex core value in L or R); Local expansion (lines 2-3); Extract BCC (line 4); Graph diameter reduction (lines 5-10). Finally, return BCC graph G_H with minimal diameter.

Algorithm 1 outlines our baseline algorithm framework. BFS expands from vertices on the shortest path between two query vertices during local expansion. To be precise, the procedure initiates with vertices in P . These vertices are

segregated into V_L and V_R based on their labels. The minimum coreness of vertices on each side is determined as k_l and k_r . The expansion of P is carried out at distinct core values due to the varying densities of the two groups. The vertex limit threshold η as an empirical parameter. While reducing graph diameter, maintain BCC structure: Batch remove vertices (L or R) farthest from the Q , update subgraph B and leader vertex butterfly degree [1] or refine a new leader vertex for L (or R); Compute query distance for all vertices in the current graph G_m . We select the highest butterfly degree as the subgraph L (or R) leader vertex.

F. Analysis Basic Overall Algorithm

While reducing the graph diameter triggers updates to the leader vertex, finding the leader vertex with the highest butterfly degree in B requires calculating the butterfly degree for all vertices in B (In the worst case), which is time-consuming. We consider the significance of vertices within the current community and modify the strategy for updating leader vertices to achieve acceleration. Furthermore, calculating query distances for all vertices after each vertex deletion is time-consuming due to repeated shortest-path calculations. Drawing inspiration, we update query distances for all vertices using the BFS method only once.

IV. DESIGN OF FAST-BCC MODEL

A. Comprehensive Vertex Scoring Method

We introduce a novel comprehensive vertex scoring method based on vertex importance within homogeneous communities and their butterfly degrees. The method employs the *Random Walk with Restart* (RWR) algorithm to calculate all vertices scores from a seed vertex, with higher scores indicating greater significance. To incorporate butterfly degrees, we provide the formula for the RWR scores:

$$Vec(v_t) = (scores_{v_{t1}} \dots scores_{v_{tt}} \dots scores_{v_{ti}}) \quad (1)$$

$Vec(v_t)$ is the vertex score vector obtained by running the RWR algorithm with v_t as the seed vertex. It encompasses the intimacy scores of each vertex v in G to the vertex v_t , where v_t also holds an intimacy score with itself.

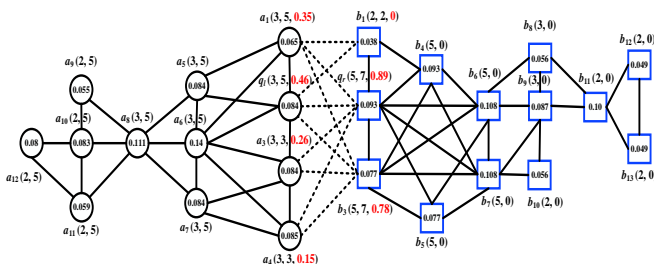


Figure 3: An example of labeled G , each vertex note as $v_i(\delta(v_i), \chi(v_i), VSC(v_i))$. The numbers within the graph represent $RSN(v_i)$ scores.

$$RS(v_t) = \frac{\sum_{i=1}^{|V|} scores_{v_{ti}}}{|V|} \quad (2)$$

For $v_t \in V$, we aggregate the $scores_{v_{ti}}$ obtained by each vertex across all runs $Vec(v)$ and calculate the average to determine the relative average score of each vertex to G , where $|V|$ is denoted by the vertex count.

$$RSN(v_t) = \frac{RS(v_t) - RS(v)_{min}}{RS(v)_{max} - RS(v)_{min}} \quad (3)$$

$RS_{max}(v)$ denotes the maximal $RS(v)$ and $RS_{min}(v)$ denotes the minimum $RS(v)$. RSN ensures that each vertex's scores fall within the range of $[0,1]$.

DEFINITION 3 (VERTEX BUTTERFLY SCORES) Given a bipartite graph B , a set vertices V_B . Vertex butterfly scores are defined as:

$$BSN(v_t) = \frac{\chi(v_t) - \chi(v)_{min}}{\chi(v)_{max} - \chi(v)_{min}} \quad (4)$$

For $v \in V_B$, we compute vertex butterfly degree $\chi(v)$. We normalize all vertex's butterfly degree $\chi(v)$, which can ensure that each vertex's butterfly scores fall within the $[0, 1]$ range.

DEFINITION 4 (VERTEX CPREHENSINVE SCORES) For a graph G and vertex set V , the vertex comprehensive scores are defined as:

$$VSC(v_t) = \gamma_1 RSN(v_t) + \gamma_2 BSN(v_t) \quad (5)$$

Vertices with comprehensive scores encompass their intimacy with other vertices in the homogenous graph and their interactive relationships with vertices in the heterogeneous graph. The parameters γ_1 and γ_2 are empirical. Note that we do not consider vertices with a degree of 0 in the computation of the comprehensive scores.

B. Fast Identify Leader Vertex Method (FILVM)

In the following section, we present two observations that assist us in identifying a more effective pair of leader vertices from [1] and Figure 3.

OBSERVATION 1. In the community, the leader vertex combines high RWR scores for effective intra-community connections and a substantial butterfly degree for inter-community links. Consequently, the leader vertex's resilience in the graph operations increases.

OBSERVATION 2. Leader vertices show a low query distance, signifying their closeness to query vertices and making them less prone to removal in graph operations.

Algorithm FILVM. We proposed a method for fast-finding and updating leader vertices. Our search scope includes vertices within the current subgraph that possess comprehensive scores. When finding a vertex meets the butterfly degree greater than or equal to b , it is immediately returned as a leader vertex. Specifically, if the query vertex meets the butterfly degree criteria, it becomes the leader vertex. Otherwise, we explore vertices with comprehensive scores, starting with the query’s 1-hop neighbors. If no suitable leader is found, we continue searching among other vertices. Evaluating vertices in descending order of comprehensive scores, we identify qualifying leaders. If still unsuccessful, the query vertex is used as the leader.

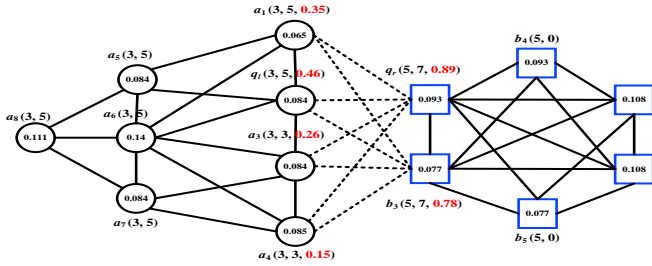


Figure 4: Given $Q = \{a_7, b_4\}$, a connected BCC G_0 , each vertex note as $v_i(\delta(v_i), \chi(v_i), \text{VSC}(v_i))$. The numbers within the graph represent $\text{RSN}(v_i)$ scores.

EXAMPLE 2. Given a $Q = \{a_7, b_4\}$. Our approach computes the butterfly degree once. Specifically, above previous introductions G_0 shown in Figure 4, calculating a butterfly degree of 3 for vertex a_3 and designating a_1 as the leader vertex. In contrast, the BCC model calculates the butterfly degree for vertices $\{a_1, q_1, a_3, a_4\}$ four times to choose the vertex as leader with a relatively high degree and are 3-hop neighbors of the query.

As the BCC model employs a 3-hop greedy algorithm to search for vertices with maximized butterfly degree, when the extremum values of butterfly degree within the community are relatively high, such repeated 3-hop iterations can lead to an increased runtime. Moreover, we are not limited to a 3-hop range when updating the leader vertex. As long as there are leader vertices that meet the criteria within the current community, we can capture a BCC structure.

C. BFS-Query Distance Computation (BQDC)

We introduce a novel method for updating vertex distances. We skip the step of checking distance relationships between vertices. Instead, we directly initiate a BFS from the query vertex to expand throughout the current subgraph, thereby updating the distances between vertices.

Algorithm. First, remove the vertices farthest from Q in the graph G_i (line 1). Next, initialize parameters (lines 2-5). Lines 6-13 detail the BFS algorithm. After that the first visit

Algorithm 2: $BQDC(G_i, q, V_{D_i})$

Require: Graph G_i , query vertex q , removal vertices V_D

Ensure: The updated distance $\text{dist}(v, q)$ for all vertices v .

- 1: Delete vertices V_{D_i} and their incident edges from G_i
 - 2: $path \leftarrow 1$
 - 3: Initialize a visited vertices set C as empty;
 - 4: Initialize a queue A and a hashmap K as empty;
 - 5: Add q into C , add q into A ;
 - 6: **while** A is not empty **do**
 - 7: **for all** $range(0, |A|)$ **do**
 - 8: Pop vertex v ;
 - 9: new visited vertices set $N_{new} \leftarrow (N(v) - C)$;
 - 10: **for all** vertex u in $N_{new} \cap V_{G_i}$ **do**
 - 11: $K(u) \leftarrow path$;
 - 12: Add u in N_{new} into C and A ;
 - 13: $path \leftarrow path + 1$;
 - 14: **return** K ;
-

Algorithm 3: Fast-BCC Model

Require: A graph $G = L \cup R \cup B$, $Q = \{q_l, q_r\}$, three integers $\{k_1, k_2, b\}$.

Ensure: A connected (k_1, k_2, b) -BCC G_H containing Q with a small diameter.

- 1: Compute a shortest path P connecting Q ;
 - 2: $k_l \leftarrow \min_{v \in V_L} \delta(v)$; $k_r \leftarrow \min_{v \in V_R} \delta(v)$;
 - 3: Iteratively expand P into graph $G_H = \{v \in L \mid \delta(v) \geq k_l\} \cup \{v \in R \mid \delta(v) \geq k_r\}$ by adding adjacent vertices, until $|G_H| > \eta$;
 - 4: Find a connected (k_1, k_2, b) -BCC containing Q of G_H with the largest coreness on each side;
 - 5: Remove disqualified subgraphs on G_H with Algorithm FILVM and Algorithm 2 to return the final BCC;
-

to vertex v in graph G_i , we update the distance between v and q as a path and store it in the hashmap K . Once all vertices previously enqueued are dequeued, increment the path by 1 (line 13), and then start a new iteration until the queue is empty. Finally, return the updated query distance hashmap K (line 14).

Although BFS may involve repeated vertex visits, in a k -core community, vertex distances are not notably distant. This acceleration method remains viable and has been verified in our experiments.

D. Fast-Butterfly-Core Community (Fast-BCC) Model

We present the framework of our Fast-BCC method, equipped with FILVM, and Algorithm 2 involves several essential steps: Offline index construction (Vertex Comprehensive scoring method); Local expansion (lines 1-3); Extract BCC (line 4); Graph diameter reduction (line 5), in this process, we employ FILVM and Algorithm 2 for acceleration while maintaining consistency with the Basic method in the remaining steps such as updating B, leader, and their butterfly degrees. Finally, return BCC graph G_H with minimal diameter.

Although Algorithm 3 does not maintain a 2-approximation guarantee[1] for optimal solutions, it efficiently produces satisfactory outcomes in practice, substantiated by our experimental result.

TABLE I: Network Statistics $K=10^3$, $M=10^6$

Network	$ V $	$ E $	Labels	k_{max}	$diameter_{max}$
DBLP	317K	1M	2	113	342
Amazon	335K	926K	2	6	549
Orkut	3.1M	117M	2	5	33313
Youtube	1.1M	3M	2	51	28754
LiveJournal	4M	35M	2	360	14815

V. EXPERIMENTS

A. Datasets.

We use graphs from SNAP (shown in TABLE I) with ground-truth communities, randomly assigning two labels. (Especially for the LiveJournal and Orkut datasets, we initially sampled communities randomly from the ground-truth data to form connected graphs with 200,000 to 300,000 vertices, constrained by the limitations of the hardware’s memory size.) Split vertices into two labeled communities, connected by 10% cross edges per community to simulate collaboration. Adding 10% cross-noise edges introduces noise. Generate query vertex pairs with distinct labels. Since vertex comprehensive scores remain constant in the community searching, we treat RWR algorithm execution and butterfly degree computation as pre-processing steps. Experiments ran on Python 3.6, i5-12400F CPU, and 32GB RAM.

B. Compared Methods.

As described below, we compare three BCC search techniques against two competing community search methods.

- Basic: Our basic solution is described in Algorithm 1, in which we adopt the maximal diameter in the Database for local expansion paths as used in the original BCC model.
- LP-BCC [1]: Finding a connected Butterfly-Core Community with a small diameter incorporates efficient query distance computation and leader pair identification as presented by LP-BCC.
- Fast-BCC: Our RWR-based Butterfly-Core Community search is described in Algorithm 3, equipped with Algorithm 2, Fast Identify Leader Vertex Method.

Note that our methods employ bulk deletion, which involves removing a batch of vertices with the most tremendous distances from the graph. We use the default parameter setting of BCC. For Fast-BCC, we set the parameters $\gamma_1=0.5$, $\gamma_2=0.5$. We provided the parameters for the RWR algorithm: restart probability set as 0.15, convergence threshold set as $1e-6$, and maximum number of iterations range from 100 to 200.

Query vertices and evaluation metrics. We create query $Q = \{q_l, q_r\}$ with coreness values k_1, k_2 for q_l and q_r , and set b to 1. For efficiency, we use seconds to measure method runtimes. Queries taking over 30 minutes are treated as infinite time. F1-score evaluates community quality against ground truth.

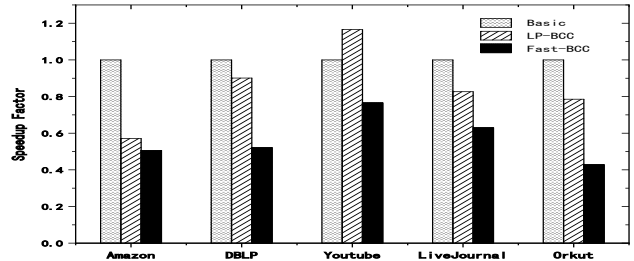


Figure 5: Assessment of efficiency on ground-truth networks

TABLE II: Running Time (in Seconds).

Network	Amazon	DBLP	Youtube	LiveJournal	Orkut
Basic	0.091s	0.057s	0.071s	1.511s	0.438s
LP-BCC	0.052s	0.053s	0.083s	1.249s	0.344s
Fast-BCC	0.046s	0.030s	0.054s	0.952s	0.187s

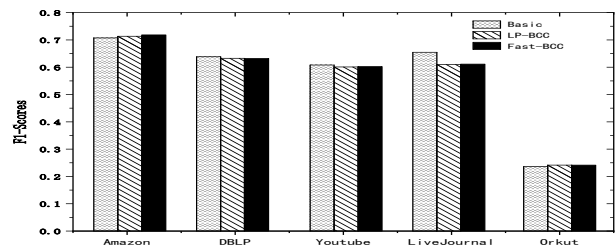


Figure 6: Quality evaluation on ground-truth networks

Exp-1. Assessment of efficiency for all methods. We assessed execution speeds across diverse community search models. We generated 1000 query vertex pairs for each method and calculated average execution times. TABLE II shows runtime results. To illustrate method efficiency, we calculated speedup ratios relative to the Basic method runtime for each dataset. Results are shown in Figure 5. Fast-BCC is over 30% faster than Basic and 10%-40% faster than LP-BCC, except in sparse cases like the Amazon dataset. Overall, Fast-BCC outpaces other methods in speed.

Exp-2. Quality evaluation with ground-truth communities. We evaluated the efficiency of various community search

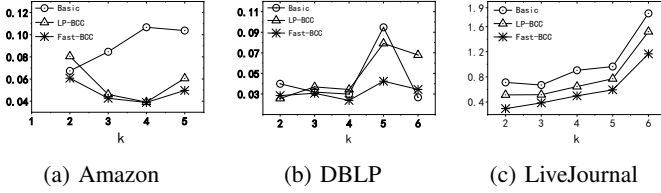


Figure 7: Compare query time by varying value k .

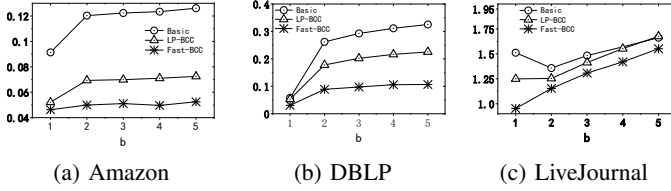


Figure 8: Compare query time by varying value b .

models on five datasets. We randomly generate 1000 query vertex pairs for each—Figure 6 shows the average F1 scores of different methods across datasets. As shown, Fast-BCC boosts speed and nearly matches the top F1-Score. Orkut dataset posed challenges for all methods.

Exp-3. Parameter sensitivity evaluation. We evaluate the parameter sensitivity of k_1 , k_2 and b on efficiency performance. During the testing of one parameter, the other two parameters remain constant. Moreover, due to their symmetry property, we test one parameter of k_1 and k_2 . Figure 7 shows runtime changes based on varying the k value. Greater k values lead to shorter runtimes due to the smaller G_0 generated. The Fast-BCC method exhibits optimal efficiency across core values, with efficiency initially dropping and then recovering with higher k . Across different b values shown in Figure 8, Fast-BCC maintains relatively consistent runtime speeds across the three datasets. The substantial increase in runtime for all methods on LiveJournal stems from its densely populated communities.

TABLE III: Reduction efficiency comparison on LiveJournal regarding query distance calculation and butterfly computation.

Methods	Basic	LP-BCC	Fast-BCC
Leader upgrade times	215	208	250
Leader upgrade cost	110.45s	142.99s	13.94s
Query distance computation	296.94s	82.11s	41.92s

Exp-4. Efficiency evaluation of the reduction process. We evaluate the efficiency of our leader pair identification in FILVM and fast query distance computation in Algorithm 2. As shown in Table III, although our Fast-BCC method increases the number of leader updates, it accelerates the updates of leader vertices by 7.9x compared to the Basic method and 10.2x compared to the LP-BCC method. For query distance updates, the Fast-BCC method accelerates by

7x compared to the Basic method and almost 2x compared to the LP-BCC method.

VI. CONCLUSION

In this paper, we introduce a fast method for locating Butterfly-Core Communities. Leveraging RWR scores and butterfly degrees, we create a novel offline index to evaluate vertex importance within communities. The offline index leads to efficient leader vertex updates and rapid BFS-based vertex distance updates. Moreover, by incorporating RWR scores, we design weighted expansion paths and adapt local expansions to diverse subgraphs. Experiments demonstrate our method’s efficacy on extensive real-world community datasets.

ACKNOWLEDGMENT

This work is supported by the National Natural Science Foundation of China (Grant No. 61802444), the Changsha Natural Science Foundation (Grant No. kq2202294), the Research Foundation of Education Bureau of Hunan Province of China (Grant No. 20B625, No. 18B196, No. 22B0275); the Research on Local Community Structure Detection Algorithms in Complex Networks (Grant No. 2020YJ009).

REFERENCES

- [1] Zheng Dong, Xin Huang, Guorui Yuan, Hengshu Zhu, Hui Xiong. Butterfly-Core Community Search over Labeled Graphs. PVLDB, 14(11):2006-2018, 2021.
- [2] Dorogovtsev S N, Goltsev A V, Mendes J F F. K-core organization of complex networks[J]. Physical review letters, 2006, 96(4): 040601.
- [3] Wang J, Cheng J. Truss decomposition in massive networks[J]. arXiv preprint arXiv:1205.6693, 2012.
- [4] Pattillo J, Veremyev A, Butenko S, et al. On the maximum quasi-clique problem[J]. Discrete Applied Mathematics, 2013, 161(1-2): 244-257.
- [5] Khuller S, Saha B. On finding dense subgraphs[C]//International colloquium on automata, languages, and programming. Berlin, Heidelberg: Springer Berlin Heidelberg, 2009: 597-608.
- [6] Fang Y, Cheng C K, Luo S, et al. Effective community search for large attributed graphs[J]. Proceedings of the VLDB Endowment, 2016.
- [7] Li C, Zhang F, Zhang Y, et al. Efficient progressive minimum k-core search[J]. Proceedings of the VLDB Endowment, 2020.
- [8] Fang Y, Huang X, Qin L, et al. A survey of community search over big graphs[J]. The VLDB Journal, 2020, 29: 353-392.
- [9] Chen C, Li K, Wei W, et al. Hierarchical graph neural networks for few-shot learning[J]. IEEE Transactions on Circuits and Systems for Video Technology, 2021, 32(1): 240-252.
- [10] Li Y, Chen C, Yan W, et al. Cascade Graph Neural Networks for Few-Shot Learning on Point Clouds[J]. IEEE Transactions on Intelligent Transportation Systems, 2023.
- [11] Toivonen H, Zhou F, Hartikainen A, et al. Compression of weighted graphs[C]//Proceedings of the 17th ACM SIGKDD international conference on Knowledge discovery and data mining. 2011: 965-973.
- [12] Chen C, Li K, Zhongyao C, et al. A hybrid deep learning based framework for component defect detection of moving trains[J]. IEEE Transactions on Intelligent Transportation Systems, 2020, 23(4): 3268-3280.
- [13] Nedić A, Olshevsky A. Stochastic gradient-push for strongly convex functions on time-varying directed graphs[J]. IEEE Transactions on Automatic Control, 2016, 61(12): 3936-3947.
- [14] Fang Y, Cheng R, Chen Y, et al. Effective and efficient attributed community search[J]. The VLDB Journal, 2017, 26: 803-828.
- [15] Sun Y, Han J. Mining heterogeneous information networks: a structural analysis approach[J]. Acm Sigkdd Explorations Newsletter, 2013, 14(2): 20-28.

- [16] Meng, T., Shou, Y., Ai, W., Du, J., Liu, H., and Li, K., 2023. A multi-message passing framework based on heterogeneous graphs in conversational emotion recognition. *Neurocomputing*, 127109.
- [17] Shou, Y., Meng, T., Ai, W., Xie, C., Liu, H., and Wang, Y., 2022. Object Detection in Medical Images Based on Hierarchical Transformer and Mask Mechanism. *Computational Intelligence and Neuroscience*, 2022.
- [18] Shou, Y., Meng, T., Ai, W., Yin, N., and Li, K., 2023. A comprehensive survey on multi-modal conversational emotion recognition with deep learning. arXiv preprint arXiv:2312.05735.
- [19] Ying, R., Shou, Y., and Liu, C., 2021. Prediction Model of Dow Jones Index Based on LSTM-Adaboost. In 2021 International Conference on Communications, Information System and Computer Engineering (CISCE) (pp. 808-812). IEEE.
- [20] Shou, Y., Ai, W., and Meng, T., 2023. Graph information bottleneck for remote sensing segmentation. arXiv preprint arXiv:2312.02545.
- [21] Shou Y, Ai W, Meng T, et al. CZL-CIAE: CLIP-driven Zero-shot Learning for Correcting Inverse Age Estimation. arXiv preprint arXiv:2312.01758, 2023.
- [22] Meng T, Shou Y, Ai W, et al. Deep imbalanced learning for multimodal emotion recognition in conversations. arXiv preprint arXiv:2312.06337, 2023.
- [23] Ai, W., Shou, Y., Meng, T., and Li, K. 2023., DER-GCN: Dialogue and Event Relation-Aware Graph Convolutional Neural Network for Multimodal Dialogue Emotion Recognition. arXiv preprint arXiv:2312.10579.
- [24] Shou, Y., Meng, T., Ai, W., and Li, K. 2023., Adversarial Representation with Intra-Modal and Inter-Modal Graph Contrastive Learning for Multimodal Emotion Recognition. arXiv preprint arXiv:2312.16778.
- [25] Shou, Y., Meng, T., Ai, W., Yang, S. and Li, K., 2022. Conversational emotion recognition studies based on graph convolutional neural networks and a dependent syntactic analysis. *Neurocomputing*, 501, pp.629-639.
- [26] Shou, Y., Meng, T., Ai, W., Yang, S. and Li, K., 2022. Conversational emotion recognition studies based on graph convolutional neural networks and a dependent syntactic analysis. *Neurocomputing*, 501, pp.629-639.
- [27] Shou, Y., Cao, X., and Meng, D., 2023. Masked Contrastive Graph Representation Learning for Age Estimation. arXiv preprint arXiv:2306.17798.