

ChatQA: Surpassing GPT-4 on Conversational QA and RAG

Zihan Liu ^{*} ¹Wei Ping ^{*} ¹Rajarshi Roy ¹Peng Xu ¹Chankyu Lee ¹Mohammad Shoeybi ¹Bryan Catanzaro ¹¹ NVIDIA

Abstract

In this work, we introduce ChatQA, a suite of models that outperform GPT-4 on retrieval-augmented generation (RAG) and conversational question answering (QA). To enhance generation, we propose a two-stage instruction tuning method that significantly boosts the performance of RAG. For effective retrieval, we introduce a dense retriever optimized for conversational QA, which yields results comparable to the alternative state-of-the-art query rewriting models, while substantially reducing deployment costs. We also present the CHATRAG BENCH, which encompasses ten datasets covering comprehensive evaluations on RAG, table-related QA, arithmetic calculations, and scenarios involving unanswerable questions. Our ChatQA-1.0-70B (score: 54.14), built on Llama2, a weaker foundation model than GPT-4, can slightly outperform GPT-4-0613 (score: 53.90) and GPT-4-Turbo-2024-04-09 (score: 54.03) on the CHATRAG BENCH, without relying on any synthetic data from OpenAI GPT models. Notably, the Llama3-ChatQA-1.5-70B model surpasses the accuracy of GPT-4-Turbo-2024-04-09, achieving a 4.4% improvement. To advance research in this field, we open-sourced the model weights, instruction tuning data, CHATRAG BENCH, and retriever for the community: <https://chatqa-project.github.io/>.

1 Introduction

Most recently, ChatGPT (OpenAI, 2022) and its follow ups (OpenAI, 2023; Anthropic, 2023b; Google, 2023) have led to the paradigm shift of building question answering (QA) and retrieval-augmented generation (RAG) system in production and research community. In particular, the following aspects of the models are preferred: *i)* The users can interact with the QA models in a conversational way, thus one can easily raise follow-up questions. *ii)* The models are capable of integrating retrieved chunks of evidence in both open-domain or long document settings, where the provided context is much longer than the context window of LLM (e.g., Anthropic, 2023a; Xu et al., 2023b). *iii)* The generalist models can answer any questions with respect to table, arithmetic calculation in zero-shot manner without dataset-specific fine-tuning, while matching the accuracies of fine-tuned models. To this end, we focus on building the state-of-the-art model with all these key capabilities that are essentially important for many real-world applications.

However, building such a model that can match the accuracy of the state-of-the-art proprietary models, e.g., GPT-4 (OpenAI, 2023), is still a grand challenge for the research community. In this work, we introduce ChatQA, a family of open-sourced models that can outperform GPT-4 while utilizing relatively weak open-weights foundation model. We also open-source our training data, detailing

^{*}Correspondence to: Zihan Liu <zihanl@nvidia.com>, Wei Ping <wping@nvidia.com>

techniques for synthetic data generation, along with alternative human annotation processes aimed at eliminating reliance on OpenAI GPT models for open research purpose.

Specifically, we make the following contributions:

1. We propose a two-stage instruction tuning method and design a dataset curation recipe that can largely enhance LLM’s capability of integrating user provided or retrieved context for conversational QA and RAG tasks. We demonstrate that the proposed instruction tuning method significantly outperforms strong alignment baselines or RLHF-based recipes (e.g., Llama2-Chat, Llama3-Instruct) on RAG and various conversational QA tasks.
2. For retrieval, we show that fine-tuning the single-turn QA retriever on human-annotated data or synthetic multi-turn QA dataset works as well as utilizing the state-of-the-art LLM-based query rewriting model, i.e., GPT-3.5-Turbo (OpenAI, 2022). Our result also highlights the promising direction of utilizing synthetic data generation for training customized retriever.
3. We introduce CHATRAG BENCH, a comprehensive benchmark with ten conversational QA datasets, including five datasets with long documents that need retrieval and three datasets with tabular data and arithmetic calculation. We apply ChatQA training recipe on different text foundation models, and show the superb generalization capability of the proposed methods. In terms of average score on CHATRAG BENCH, our ChatQA-1.0-70B (54.14) based on Llama2 can outperform GPT-4-0613 (53.90) and GPT-4-Turbo-2024-04-09 (54.03) without utilizing any synthetic data from ChatGPT models. Notably, much smaller Llama3-ChatQA-1.5-8B can perform comparable with GPT-4 models, while Llama3-ChatQA-1.5-70B outperforms GPT-4-Turbo-2024-04-09 by a margin.
4. We study the “unanswerable” scenario, where the LLM needs to generate “cannot answer” to avoid hallucination. We show that incorporating a small amount of “unanswerable” samples significantly enhances model’s capability to handle it. Our ChatQA-1.0-70B outperforms GPT-3.5-Turbo in this regard, while has a slight gap compared to GPT-4-0613 (around 3.5%).

We discuss related work in § 2. We introduce the two-stage instruction tuning method and data curation for ChatQA in § 3, and study retrieval in conversational QA in § 4. We present the experimental setup in § 5, results in § 6, and conclude the paper in § 7.

2 Related Work

2.1 Conversational QA and RAG

Question answering in a conversational way naturally improves user experiences by addressing follow-up questions. The model can also raise clarification questions for users if necessary, which can reduce hallucination. Thus, it becomes the default format of deploying QA models in production (e.g. OpenAI, 2022; Google, 2023; Anthropic, 2023b). In contrast to the latest LLM-based generalist solution (e.g., OpenAI, 2022), most of the previous studies focus on fine-tuned expert models on specific domains or datasets (Feng et al., 2020; Izacard & Grave, 2021; Chen et al., 2022a; Gao et al., 2022; Nakamura et al., 2022; Adlakha et al., 2022; Wu et al., 2023).

In recent years, many conversational QA datasets have been introduced. The models are asked to answer questions based on provided context or documents, which involves retrieval-augmented generation (RAG) if the provided documents are longer than the context window of LLM. The provided context or documents can be: *i*) text-only documents from various domains (Feng et al., 2020; Anantha et al., 2021; Saeidi et al., 2018; Adlakha et al., 2022; Aliannejadi et al., 2021; Reddy et al., 2019; Qu et al., 2020; Wu et al., 2023; Deng et al., 2022; Guo et al., 2021; Choi et al., 2018; Campos et al., 2020), or *ii*) documents comprising plain text along with tables (Pasupat & Liang, 2015; Nakamura et al., 2022; Chen et al., 2022a).

2.2 Retrieval for Multi-Turn QA

RAG is critically important for conversational QA in open-domain setting, e.g., utilizing update-to-date information from search engine, or when the proprietary documents are longer than the context window of LLM. The dense retrievers are usually trained to retrieve the top- k relevant chunks given a single question (e.g., Lin et al., 2023a; Wang et al., 2022a; Izacard et al., 2022). In conversational

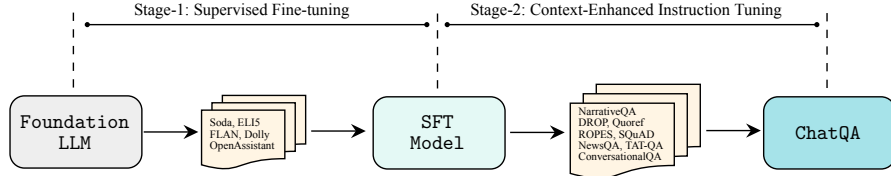


Figure 1: Two-stage instruction tuning framework for ChatQA.

QA, the follow-up questions (e.g., with pronouns referring to entities mentioned in the previous conversation) may have insufficient information for retrieval, while feeding them along with all of the dialogue history can be redundant, thus leading to sub-optimal results.

Conversational Query Rewriting Most of the previous solutions are query rewriting methods. The latest turn of question is rewritten to be a standalone query without additional information from previous dialogue history (Vakulenko et al., 2021a; Ye et al., 2023; Mo et al., 2023), so it can be directly used by retrieval model to retrieve relevant context (Vakulenko et al., 2021b; Mele et al., 2021; Raposo et al., 2022; Mo et al., 2023). Many datasets have been collected to facilitate this line of research (Elgohary et al., 2019; Chu et al., 2020; Qu et al., 2020; Anantha et al., 2021; Brabant et al., 2022), alongside multiple proposed query rewriting methods (Ishii et al., 2022; Yu et al., 2020; Wu et al., 2022; Del Tredici et al., 2021; Chen et al., 2022b; Galimzhanova et al., 2023). For example, Wu et al. (2022) and Chen et al. (2022b) proposed to use reinforcement learning methods for the query rewriting. Yu et al. (2020) investigated few-shot generative models like GPT-2 for query rewriting. Galimzhanova et al. (2023) studied instruction tuned GPT-3.5-Turbo and showed that it achieved state-of-the-art results for conversational query rewriting.

Fine-tuning Retriever for multi-turn QA Some previous work fine-tune a single-turn query retriever on in-domain conversational query and context pairs (Feng et al., 2020; Gao et al., 2022; Adlakha et al., 2022; Wu et al., 2023), so it can directly take a concatenation of dialog history and current query as input. In this work, we focus on the zero-shot evaluation. We fine-tune a single-turn query retriever on a high-quality multi-turn dataset. Then, we evaluate zero-shot capability of the fine-tuned retriever on five benchmark datasets. Surprisingly, we find this simple approach can obtain comparable zero-shot results as the state-of-the-art query rewriting model, i.e., GPT-3.5-Turbo.

2.3 Instruction Tuning

The goal of instruction tuning is to equip LLMs with the capability to follow natural language instructions (Wei et al., 2022a; Sanh et al., 2022; Mishra et al., 2022; Iyer et al., 2022; Du et al., 2022; Ouyang et al., 2022; Wang et al., 2023; Zhang et al., 2023b; Gao et al., 2023; Chung et al., 2022; Muennighoff et al., 2022; Xu et al., 2023a; Wang et al., 2022c; Zhou et al., 2023; Albalak et al., 2024). There has been a surge in the development of high-quality instruction tuning datasets, including FLAN (Chung et al., 2022), Self-Instruct (Wang et al., 2022b), unnatural Instructions (Honovich et al., 2022), Dolly (Conover et al., 2023b), and OpenAssistant (Köpf et al., 2023).

Although numerous research on instruction tuning has been conducted, a few works focused on improving RAG or context awareness generation for QA. Lin et al. (2023b) introduced a retrieval-augmented instruction tuning method, which appends top- k retrieved chunks for LLM fine-tuning. Wang et al. (2024) applied instruction tuning after retrieval-augmented pretraining. In contrast, we propose a two-stage instruction tuning method to improve generation with retrieval or provided context. We find that appending top- k retrieved chunks for LLM fine-tuning does not help for a wide range of conversation QA tasks (see §6.3 for details).

Similar to the latest work (Zhang et al., 2023a), we demonstrate that adding a small amount of “unanswerable” samples in instruction tuning can steer the model to generate “cannot answer” output when it is necessary, thus significantly reduce hallucination.

3 ChatQA

In this section, we propose a two-stage instruction tuning method for ChatQA. See Figure 1 for an illustration. Our method starts with a pretrained LLM foundation model. At stage-1, we apply supervised fine-tuning (SFT) as in [Ouyang et al. \(2022\)](#) on a blend of instruction-following and dialog datasets. After that, our model exhibits good capability to follow instructions as a conversational agent. However, its capability for contextualized or RAG-based QA remains limited. Hence, we introduce a subsequent stage, called context-enhanced instruction tuning, which is designed specifically for enhancing our model’s capability for context-aware or retrieval-augmented generation in conversational QA.

3.1 Stage-1: Supervised Fine-tuning

To construct a large and comprehensive supervised fine-tuning (SFT) dataset, we follow [Xu et al. \(2023b\)](#), [Wang et al. \(2024\)](#) and gather a combined set of 128K SFT samples from high-quality instruction tuning datasets. It consists of 1) a social dialogue dataset Soda ([Kim et al., 2022](#)), 2) a long-form QA dataset ELI5 containing elaborate answers ([Fan et al., 2019](#)), 3) FLAN and chain-of-thought datasets ([Wei et al., 2022b](#); [Chung et al., 2022](#); [Longpre et al., 2023](#)), 4) LLM synthetic instruction tuning datasets, including Self-Instruct ([Wang et al., 2022b](#)) and Unnatural Instructions ([Honovich et al., 2022](#)), and 5) a private crowd-sourced conversational dataset, as well as two public human-written conversation datasets: OpenAssistant ([Köpf et al., 2023](#)), and Dolly ([Conover et al., 2023a](#)).

We unify the structure of all the SFT data in a conversational format. We first add a “System” role at the beginning to set up a general instruction guiding LLM to provide polite and helpful answers. We also add “User” and “Assistant” roles to incorporate instruction and response pairs from the instruction tuning datasets. We apply fine-tuning using this unified format on an LLM foundation model.

3.2 Stage-2: Context-Enhanced Instruction Tuning

To further enhance the model’s conversational QA capability over a given context, we conduct a second stage instruction tuning, which integrates contextualized QA datasets into the instruction tuning blend. Specifically, the stage-2 instruction tuning datasets consist of a blend of contextualized single-turn QA and conversational QA datasets. We present further details for the stage-2 instruction tuning datasets below.

3.2.1 Human Annotated Data

In addition to the public available datasets, one of the key elements for stage-2 is to obtain a high-quality document-grounded conversational QA dataset. We create a human-annotated conversational QA (called HumanAnnotatedConvQA) dataset only consisting of 7k dialogues. To build this dataset, we first collected 7k documents covering diverse topics from the Internet. Then, we instruct the annotator to act both as a curious user asking questions (and follow-up questions) about the document and as an agent to give the answers. We create a multi-turn conversation for each document, resulting in a total of 7k conversational QA dialogues with an average of 5 user-agent turns per dialogue. Details of data collection guideline can be found in [Appendix H.2](#).

To reduce hallucinated answers in unanswerable cases, we aim to empower our model to explicitly indicate it when the answer cannot be found within the given context. To obtain these unanswerable data samples, we requested annotators to identify all parts of the context locations that are relevant to the user’s question. Hence, it enabled us to construct unanswerable scenarios by deleting the text from the corresponding locations in the context. After deleting the relevant text to the question, we use a sentence, “Sorry. I cannot find the answer based on the context”, as the response for the unanswerable questions. Finally, we construct another 1.5k user-agent turns with unanswerable annotations, which provides a good trade-off of answerable and unanswerable cases (see [§6.5](#) for details).

3.2.2 Synthetic Data Generation

To validate the quality of the HumanAnnotatedConvQA, we leverage GPT-3.5-Turbo to generate a synthetic conversational QA dataset given its powerful instruction-following and text generation capability. Note that large-scale synthetic data for conversational QA has also been explored in Dai et al. (2022). In this work, we focus on midsize high-quality synthetic data for LLM fine-tuning.

The instruction for GPT-3.5-Turbo comprises three parts: 1) system role guiding the model to provide helpful answers, 2) examples of conversational QA indicating the required data types, and 3) a document that directs the model to generate conversational QA based on its content. We collect 7k documents (average ~ 1 k words per document) from common crawl, which cover a wide range of domains. Each document is used for generation of a single conversational QA sample, which leads to a total of 7k multi-turn QA dialogues with an average of 4.4 user-agent turns per dialogue (called SyntheticConvQA).

Similar to the HumanAnnotatedConvQA, we construct another 1.5k user-agent turns with unanswerable annotations in this synthetic dataset. Since there are no annotations of the context location for the agent’s answer, we construct synthetic unanswerable samples from SyntheticConvQA. Specifically, we first cut the document (for each dialogue) into different chunks. Then, we consider it as a valid unanswerable sample only when there are chunks that have “high overlaps” with the agent’s answer to be removed and the rest of the chunks show “low overlaps” with the agent’s answer. We use the 4-gram recall score between each chunk and the agent’s answer (which measures the ratios of the answer’s 4-gram phrases are within each chunk) as the metric to measure their overlaps, and consider it higher than 0.5 as “high overlaps” and lower than 0.1 as “low overlaps”.

3.2.3 Training Blends

In this part, we introduce the details of training blends for stage-2 instruction tuning. To boost the QA capability in handling tabular documents and arithmetic calculation, we add the TAT-QA dataset (Zhu et al., 2021) which contains both elements. In addition, we integrate contextualized single-turn QA datasets to further strengthen the QA capability of our model. We also retain the stage-1 SFT dataset in the training blend to maintain the model’s instruction-following capability.

Finally, the training blend for stage-2 consists of: 1) A conversational QA dataset: HumanAnnotatedConvQA or SyntheticConvQA,² 2) single-turn QA datasets: DROP (Dua et al., 2019), NarrativeQA (Kočiský et al., 2018), Quoref (Dasigi et al., 2019), ROPES (Lin et al., 2019), SQuAD1.1 (Rajpurkar et al., 2016), SQuAD2.0 (Rajpurkar et al., 2018), NewsQA (Trischler et al., 2017), TAT-QA (Zhu et al., 2021), and 3) all of SFT datasets from stage-1. As for the training of Llama3-ChatQA-1.5, we additionally incorporate HybriDial (Nakamura et al., 2022) and our collected around 2K QA pairs within the financial domain to further improve our model’s capability in tabular understanding and arithmetic calculations. To ensure there is no data contamination, we have verified that the documents in test benchmarks do not exist in our training data.

We follow the similar template as in stage-1 to unify all single-turn QA and conversational QA datasets. The differences are in two parts: 1) Following the system role, we append relevant context for the single-turn question or the multi-turn conversation, and 2) Just before the single-turn question or multi-turn conversation, we integrate further instruction based on the answer types of different QA datasets (e.g., short answer, long answer, arithmetic calculation). We use the format for SFT dataset from stage-1.³

4 Retrieval for Multi-Turn QA

In conversational QA tasks, when a document becomes too lengthy to feed directly into LLMs, a retriever that can handle conversational queries becomes essential. This conversational retriever encodes the concatenation of the dialogue history and the current query, and then retrieve relevant context from documents. After that, only the relevant context will be used as inputs for LLMs. The state-of-the-art retrievers, e.g., Dragon (Lin et al., 2023a), are optimized for single-turn queries,

²Unless specified otherwise, the experiments use HumanAnnotatedConvQA as the default setting.

³Details of the templates for both stage-1 and stage-2 instruction tuning as well as the synthetic data generation can be found in the Appendix A.

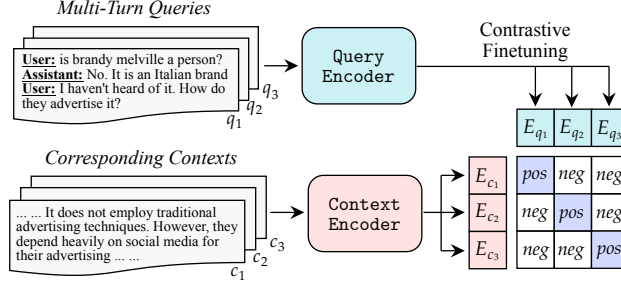


Figure 2: Illustration of fine-tuning retriever for multi-turn QA.

resulting in a limited generalization capability for multi-turn conversational queries. In Figure 2, we depict our retriever fine-tuning method to alleviate this issue. We propose to use conversational query and context pairs for further fine-tuning a single-turn retriever to better cope with conversational inputs.

An alternative solution is conversational query rewriting method which uses a query rewriter to rewrite the current question based on the conversational history. The rewritten query is then directly used as the input to a single-turn query retriever for retrieving relevant context. In addition to the embedding and search cost, the query rewriting model introduces a large amount of extra computational expense to generate the rewritten query.

4.1 Fine-tuning Retriever for Multi-turn QA

To build a high-quality fine-tuning dataset, we leverage the conversational QA dataset from either the HumanAnnotatedConvQA or the SyntheticConvQA to construct conversational query and context pairs.

For the HumanAnnotatedConvQA, we directly take the annotations of the conversational query and context pairs, and use them to further fine-tune a single-turn query retriever. For the SyntheticConvQA, we first cut each document in the conversational QA dataset into different chunks. Then, we calculate the 4-gram recall score between agent’s answer and each chunk. After that, we consider the chunk that has the highest recall score as the gold chunk for the current user’s question. Finally, the constructed conversational query and context pairs are used to fine-tune a single-turn query retriever.

4.2 Conversational Query Rewriting

To build powerful conversational query rewriting model, we take GPT-3.5-Turbo as the rewriter given that Galimzhanova et al. (2023) demonstrated the state-of-the-art query rewriting results using GPT-3.5-Turbo. Similar to Galimzhanova et al. (2023), we not only provide GPT-3.5-Turbo with the rewriting task instruction, but also give it few-shot rewriting examples to enhance the quality of rewriting results. More details can be found in Appendix C.1.

4.3 Comparisons

In Table 1, we compare the query rewriting and fine-tuning methods across five datasets in the zero-shot setting. More details about these datasets can be found in §5.2.1. We conduct experiments on a state-of-the-art retriever, Dragon (Lin et al., 2023a), and a strong unsupervised retriever, E5-unsupervised (Wang et al., 2022a), which is not finetuned on MS MARCO (Nguyen et al., 2016). In terms of the experiments on Dragon, we find that fine-tuning performs marginally worse than query rewriting in average top-1 recall by 1.74%, while it achieves better results on average top-5 recall by 0.54%. It demonstrates the effectiveness of the fine-tuning approach for the conversational retrieval. In addition, we observe that the results are comparable between using HumanAnnotatedConvQA and SyntheticConvQA for fine-tuning. This highlights that our human-annotated dataset is in high-quality, and we *do not rely on* ChatGPT models for building the state-of-the-art multi-turn query retriever.

Surprisingly, fine-tuning performs significantly better than rewriting on E5-unsupervised. We conjecture that since E5-unsupervised does not use human-annotated query and context pairs in the

Models	Average		Doc2Dial		QuAC		QReCC		TopiOCQA		INSCIT	
	top-1	top-5	top-1	top-5	top-1	top-5	top-1	top-5	top-5*	top-20*	top-5*	top-20*
Adlakha et al. (2022)	-	-	-	-	-	-	-	-	-	70.40 [△]	-	-
Wu et al. (2023)	-	-	-	-	-	-	-	-	-	-	-	71.10 [△]
E5-unsupervised [†] (Wang et al., 2022a)	31.56	59.22	23.02	55.33	43.49	77.68	44.71	84.99	26.25	37.67	20.32	40.44
E5-unsupervised + Rewrite [‡]	33.23	61.02	25.56	58.00	46.00	80.01	45.50	85.89	27.58	39.15	21.53	42.04
E5-unsupervised + Fine-tune [‡]	47.79	75.00	45.28	80.96	46.52	80.74	53.37	89.91	41.01	51.07	52.79	72.31
Dragon [†] (Lin et al., 2023a)	46.29	73.09	43.33	75.61	56.80	82.86	46.17	81.96	57.68	78.80	27.49	46.22
Dragon + Rewrite [‡]	54.46	80.13	47.60	80.60	47.10	77.15	51.73	85.78	73.07	88.19	52.79	68.92
Dragon + Fine-tune [‡]	52.72	80.67	48.94	83.01	52.64	81.95	50.73	87.17	67.86	86.28	43.43	64.94
- SyntheticConvQA [◇]	52.98	81.15	48.64	83.47	54.75	83.23	49.63	86.70	64.48	85.24	47.41	67.13

Table 1: Retrieval results across five multi-turn QA datasets with the average top-1 and top-5 recall scores. Compared to rewriting, fine-tuning performs much better on E5-unsupervised and is comparable on Dragon. *Since the average context length in TopiOCQA and INSCIT is smaller than in other datasets, we report top-5 and top-20 to roughly match the context lengths of top-1 and top-5, respectively, in those datasets. [†]The inputs for these two models are a concatenation of the dialogue history and the current query. [‡]The input for this model is the rewritten query. [◇]denotes that the HumanAnnotatedConvQA dataset is replaced with the SyntheticConvQA for fine-tuning. [△]The numbers are not apple-to-apple comparison (e.g., they use the training set for fine-tuning).

pre-training stage, it leads to weak generalization for the high-quality rewritten query. In contrast, using a high-quality dataset to fine-tune E5-unsupervised brings a giant boost, with more than a 15% improvement on both average top-1 and top-5 recall scores.

Therefore, fine-tuning a good single-turn retriever on high-quality conversational query context pairs performs on par with leveraging the state-of-the-art rewriter. However, rewriting method requires extra computational time for autoregressive generation process and probably also API cost for using powerful models like GPT-3.5-Turbo. In contrast, our proposed multi-turn fine-tuning bypasses these issues. For the QA evaluations across these five datasets, we consistently use the retrieved top-5 results from the fine-tuning approach for all the QA models. We put more results on comparisons between rewriting and fine-tuning methods in the Appendix C.2.

5 Experimental Setup

In this section, we present the details of our experimental setup for the conversational question answering task.

5.1 Baselines

We develop ChatQA models based on our in-house GPT-{8B, 22B} base models (pretrained with 3.5 trillion tokens), Llama2-{7B, 13B, 70B} base models (Touvron et al., 2023), and Llama3-{8B, 70B} base models (Meta, 2024). We compare ChatQA models against **Llama2-Chat-{7B, 13B, 70B}** and **Llama3-Instruct-{8B, 70B}**, which are shown to possess strong instruction following and conversational QA capabilities (Touvron et al., 2023). In addition, we compare against a powerful RAG model, **Command R+** (Cohere, 2024), which has 104 billion parameters, as well as three very strong OpenAI models: **GPT-3.5-Turbo-0613**, **GPT-4-0613**, and **GPT-4-Turbo-2024-04-09**. For fair comparison, when retrieval is needed, we use the same top- k retrieved chunks from our best retriever as the context for all baselines and our ChatQA models. Note that we have carefully tuned the instructions for all the baselines to ensure they achieve as good as possible results.⁴

5.2 CHATRAG BENCH: Evaluation Benchmarks

To evaluate the model’s capability on conversational QA and RAG, we construct CHATRAG BENCH, a collection of 10 datasets covering a wide range of documents and question types, which require models to generate responses from (retrieved) context, comprehend and reason over tables, conduct arithmetic calculations, and indicate when questions cannot be found within the context.

⁴The prompts for these baselines can be found in Appendix D.

5.2.1 Long Document Datasets

We collect five conversational QA datasets with long documents which cannot be directly fitted into LLMs with a sequence length of 4K or 8K tokens. Hence, we run our best multi-turn query retriever to get the top- n relevant chunks as the inputs (experiments can be found in §4.3).

- Doc2Dial (D2D) (Feng et al., 2020) is a document-grounded conversational QA dataset covering four domains: DMV, SSA, VA, and Student Aid. Each sample comprises a dialogue where a user poses queries regarding the document, and an agent responds those questions. The average document length is around 101K words.
- QuAC (Choi et al., 2018) is based on Wikipedia documents. Originally, the document is short. Since each dialogue is linked to multiple Wikipedia URLs, we extract text from these links to increase the document size to approximately an average of 15K words. It contains unanswerable cases where answers cannot be found within the given context.
- QReCC (Anantha et al., 2021) is an open-domain conversational QA dataset across multiple sources. Similar to QuAC, each dialogue also has corresponding URLs. We extract text from those URLs to construct the documents. In the end, the average document size is around 5K words, with a maximum document size of 20K words.
- TopiOCQA (TCQA) (Adlakha et al., 2022) is grounded on the whole Wikipedia. It incorporates topic switching and requires the agent to search the entire Wikipedia for answers to user questions.
- INSCIT (Wu et al., 2023) is also grounded on the whole Wikipedia. It studies the case where user questions are under-specified and require clarification.

For Doc2Dial, QuAC, and QReCC, we segment documents into around 300-word chunks, and we retrieve top-5 relevant chunks as context for each user question. For TopiOCQA and INSCIT, we follow their original segmentation, resulting in smaller chunks. Hence, we retrieved top-20 chunks to obtain similar context length to the first three datasets.

5.2.2 Short Document Datasets

To increase the diversity of document lengths, we collect five conversational QA datasets with short documents (less than 1.5K words). On average, 1 word will be tokenized into 1.5 tokens. Hence, the document can be directly fitted into LLMs with a sequence length of 4K tokens.

- CoQA (Reddy et al., 2019) is a conversational QA dataset with each dialogue grounded on a short passage. The answers are generally short, and the passages cover a wide range of domains like children’s stories, literature, mid/high school exams, news, Wikipedia.
- DoQA (Campos et al., 2020) covers three domains: cooking, travel, and movies collected from active Stack Exchange⁵ forums. The dataset contains unanswerable cases where answers cannot be found within the given document.
- ConvFinQA (CFQA) (Chen et al., 2022a) is based on the Financial domain. Each document contains a single financial report table along with relevant text surrounding the table. This dataset involves arithmetic calculation and complex numerical reasoning.
- SQA (Pasupat & Liang, 2015) is grounded on documents which contain only a single Table without any surrounding text. The documents are collected from Wikipedia, and the questions are highly compositional, which requires the model with robust table comprehension ability to give correct answers.
- HybriDial (HDial) (Nakamura et al., 2022) is a conversational QA dataset grounded on documents containing both Wikipedia tabular and textual data. The questions are complex which requires reasoning over the documents.

Over all the 10 datasets, ConvFinQA, SQA, and HybriDial datasets contain tabular data in the documents, while documents of the remaining datasets are text-only.⁶

⁵<https://stackexchange.com/>

⁶Details of these benchmark datasets are in the Appendix D.

Models	Avg. w/o HDial	Avg. All	D2D	QuAC	QReCC	CoQA	DoQA	CFQA	SQA	TCQA	HDial	INSCIT
Llama2-Chat-7B	37.96	38.86	33.27	25.83	46.02	72.28	33.15	36.58	26.14	36.68	47.02	31.67
Llama2-Chat-70B	44.64	45.21	36.87	32.47	49.40	80.41	38.97	46.85	37.62	44.31	50.35	34.88
Llama3-Instruct-8B	46.76	46.70	33.59	33.60	45.70	75.26	37.33	58.05	59.72	44.96	46.20	32.59
Llama3-Instruct-70B	52.95	52.52	37.88	36.96	51.34	76.98	41.24	76.60	69.61	49.72	48.59	36.23
ChatQA-1.0-7B	46.96	47.71	37.88	29.69	46.97	76.61	41.57	51.61	61.87	45.45	54.51	30.96
ChatQA-1.0-70B	53.89	54.14	38.90	41.82	48.05	78.57	51.94	73.69	69.14	50.98	56.44	31.90
Llama3-ChatQA-1.5-8B	53.99	55.17	39.33	39.73	49.03	76.46	49.60	78.46	73.28	49.96	65.76	30.10
Llama3-ChatQA-1.5-70B	57.14	58.25	41.26	38.82	51.40	78.44	50.76	81.88	83.82	55.63	68.27	32.31
Command R+	51.40	50.93	33.51	34.16	49.77	69.71	40.67	71.21	74.07	53.77	46.70	35.76
GPT-3.5-Turbo-0613	50.69	50.37	34.83	37.17	50.46	79.33	41.11	73.15	60.63	44.30	47.42	35.27
GPT-4-0613	54.35	53.90	34.16	40.29	52.01	77.42	43.39	81.28	79.21	45.09	49.81	36.34
GPT-4-Turbo-2024-04-09	54.72	54.03	35.35	40.10	51.46	77.73	41.60	84.16	79.98	48.32	47.86	33.75

Table 2: Zero-shot results on CHATRAG BENCH. ChatQA-1.0 are built on Llama2 base models, while Llama3-ChatQA-1.5 are built on Llama-3 base models. Note that Llama3-ChatQA-1.5 used training samples from the HDial dataset. Hence, we also compare average scores excluding HDial for the fair comparison.

Models	Avg.	D2D	QuAC	QReCC	CoQA	DoQA	CFQA	SQA	TCQA	HDial	INSCIT
ChatQA-1.0-70B	54.14	38.90	41.82	48.05	78.57	51.94	73.69	69.14	50.98	56.44	31.90
- SyntheticConvQA [◇]	54.08	39.19	38.33	48.73	79.83	48.65	76.44	68.63	51.30	55.68	33.98
- w/o stage-1 [†]	52.18	38.43	37.52	46.08	73.51	49.42	72.15	72.08	51.28	50.74	30.56
- w/o stage-2 [‡]	43.22	34.42	25.65	41.88	73.04	28.21	46.64	58.90	37.20	55.52	30.71
- w/o single-turn [*]	52.25	38.30	37.89	47.08	76.74	46.43	72.42	67.41	49.85	53.16	33.18
- w/o ConvQADat [‡]	48.97	35.47	28.19	41.68	75.80	31.68	73.83	68.05	45.90	58.40	30.70

Table 3: Ablation studies on ChatQA training. [◇] denotes that the HumanAnnotatedConvQA is replaced with the SyntheticConvQA. [†] denotes that the stage-1 (SFT) or stage-2 tuning is removed from the ChatQA training. ^{*} denotes that the single-turn QA datasets are removed from the stage-2 training blends. [‡] denotes that the HumanAnnotatedConvQA is removed from the stage-2 training blends. In both “w/o stage-1” and “w/o single-turn” settings, the SyntheticConvQA data is used.

5.3 Evaluation Metrics

Given that F1 score is the most commonly used automatic metric to assess QA models, we use it for all datasets except for ConvFinQA. In ConvFinQA, we follow [Chen et al. \(2022a\)](#) to use exact match metric since the answers in ConvFinQA are about extracting numbers from documents as well as arithmetic calculations. Hence, the answer only makes sense when it is exactly the same as the answer. When models generate the arithmetic formula, we will calculate its final result based on a calculator and compare it with the gold answer.

In addition, we also conduct human evaluations to assess the correctness of generated answers between our model and GPT-4-0613.

6 Results

6.1 Main Results

Overview In Table 2, we compare different model variants and OpenAI models across 10 conversational QA datasets. ChatQA-1.0-7B/70B greatly surpass Llama2-Chat counterparts, and Llama3-ChatQA-1.5-8B/70B greatly outperform Llama3-Instruct counterparts. For example, ChatQA-1.0-70B outperforms Llama2-Chat-70B by an average score of 8.93, and Llama3-ChatQA-1.5-70B surpasses Llama3-Instruct-70B by an average score of 4.19 (Avg. w/o HDial). In addition, ChatQA-1.0-70B slightly outperforms GPT-4-0613 and GPT-4-Turbo, and greatly surpasses Command R+, a powerful RAG model that has 104 billion parameters, as well as GPT-3.5-Turbo (Avg. All). Compared to state-of-the-art OpenAI models (i.e., GPT-4-0613 and GPT-4-Turbo), Llama3-ChatQA-1.5-8B achieves comparable results, and Llama3-ChatQA-1.5-70B greatly outperforms both of them.⁷

⁷We place full results (e.g., models based on Llama2-13B, and our in-house 8B/22B models) in Appendix I

	Ours Win	Tie	GPT-4 Win
Average	13.81%	69.09%	17.10%
Doc2Dial	14.29%	68.00%	17.71%
QuAC	11.67%	73.33%	15.00%
QReCC	11.11%	77.22%	11.67%
CoQA	7.78%	80.00%	12.22%
DoQA	22.78%	57.78%	19.44%
ConvFinQA	16.67%	67.78%	15.55%
SQA	11.11%	61.67%	27.22%
TopiOCQA	19.31%	60.69%	20.00%
HybriDial	7.78%	78.33%	13.89%
INSCIT	15.56%	66.11%	18.33%

Table 4: Human evaluation (A/B testing) comparing our ChatQA-1.0-70B to GPT-4-0613 on CHAT-RAG BENCH. In terms of average scores, our model and GPT-4 are tie most of the time (69.09%), and GPT-4-0613 achieves slightly higher win rate ($\sim 3.3\%$) than ours.

Importance of Stage-1 SFT and Stage-2 Tuning In Table 3, we find that removing the stage-1 SFT from the ChatQA training makes the average score drops 1.9 (from 54.08 to 52.18). Aside from the SQA, removing stage-1 makes the model consistently perform worse on other datasets. Results indicate that stage-1 still plays an important role. It enhances the instruction-following capability of ChatQA which is beneficial for stage-2 tuning. In addition, we find that removing ChatQA stage-2 tuning makes the average scores greatly drop by 10.92 (from 54.14 to 43.22). This is because the stage-2 tuning (i.e., context-enhanced instruction fine-tuning) enables the model to learn how to effectively leverage information from retrieved or relevant context.

Effectiveness of Single-Turn Data To investigate how single-turn QA datasets affect model’s multi-turn QA capability, we conduct an ablation study by removing them from the ChatQA-1.0-70B training blends in stage-2. As shown in Table 3, incorporating single-turn QA datasets in the stage-2 training blends generally make the scores increase across all benchmark datasets, leading to an average improvement of 1.83 score. Interestingly, we observe improvement in ConvFinQA, SQA, and HybriDial (table-based datasets), despite the added single-turn QA datasets not having tabular data in the documents. These results align with our intuitions. Adding single-turn QA datasets improves the model’s capability to effectively leverage relevant context for the answers, resulting in better scores on CHAT-RAG BENCH.

Effectiveness of Conversational QA Data We further explore the how conversational QA data affect the model’s multi-turn QA capability by removing HumanAnnotatedConvQA data from the ChatQA stage-2 training blends. As illustrated in Table 3, “w/o ConvQAData” makes the results significantly worse than ChatQA-1.0-70B (average scores degrading from 54.08 to 48.97). We observe large degradation in datasets with text-based documents, such as QuAC, QReCC, and DoQA. However, the degradation in datasets with table-based documents (e.g., ConvFinQA, SQA) are small, thanks to having TAT-QA (Zhu et al., 2021) in the training blends.

Human Annotated Data vs. GPT-3.5-Turbo Synthetic Data In Table 3, we also compare our ChatQA models using the 7k GPT-3.5-Turbo synthetic dataset (SyntheticConvQA) and our collected 7k human-annotated dataset (HumanAnnotatedConvQA). First, we find that both achieve comparable results in terms of average scores, which suggests that we do not need to rely on synthetic data from OpenAI models to build the state-of-the-art conversational QA models. Second, we find that using human-annotated data achieved significant improvements on QuAC and DoQA datasets. This can be attributed to the fact that the human-annotated data have higher quality on unanswerable cases which exists in QuAC and DoQA datasets. Eventually, it leads to the overall improvements on these two datasets. Detail results and analyses on unanswerable cases can be found in §6.5.

Human Evaluation Despite F1 scores being the most commonly used metrics for evaluating the quality of QA models, there are often multiple ways to answer questions, which makes the automatic metrics less than perfect. Therefore, we use human evaluations to further compare our ChatQA-1.0-70B with GPT-4. In this human evaluation, we ask annotators to verify the facts in

Models	Avg-text	Avg-table	Avg-table w/o HDial	Avg-ret	Avg-nonret
ChatQA-1.0-70B	48.88	66.42	71.42	42.33	65.96
Llama3-ChatQA-1.5-8B	47.74	72.50	75.87	41.63	68.71
Llama3-ChatQA-1.5-70B	49.79	77.99	82.85	43.89	72.62
GPT-3.5-Turbo-0613	46.07	60.40	66.89	40.41	60.33
GPT-4-0613	46.96	70.10	80.25	41.58	66.22
GPT-4-Turbo-2024-04-09	46.90	70.67	82.07	41.80	66.27

Table 5: Fine-grained studies on average scores of different dataset types. Avg-text covers datasets where the documents only have text, including Doc2Dial, QuAC, QReCC, CoQA, DoQA, TopiOCQA, and INSCIT. Avg-table covers datasets with table in the documents, including ConvFinQA, SQA, and HybriDial. Avg-ret covers datasets with long documents requiring retrieval, including Doc2Dial, QuAC, QReCC, TopiOCQA, and INSCIT. Avg-nonret covers datasets with short documents which do not require retrieval, including CoQA, DoQA, ConvFinQA, SQA, and HybriDial.

Models	ChatRAG	Avg-ret	Avg-nonret
ChatQA-1.0-70B	54.14	42.33	65.96
- w/ “top-5” chunks	54.04	42.91	65.16

Table 6: Ablation study on using “top-5” retrieved chunk as the context for the stage-2 instruction tuning. We report average scores on CHATRAG BENCH, five retrieval datasets (Avg-ret) and five non-retrieval datasets (Avg-nonret).

ChatQA-1.0-70B and GPT-4’s outputs and determine which model provides a more accurate response to the question ⁸. The human evaluation results over the 10 datasets are shown in Table 4. We first find that our ChatQA-1.0-70B and GPT-4 are tie most of the time (69.09%), and GPT-4 achieves slightly higher win rate ($\sim 3.3\%$) than ours. This further confirms our model has powerful capability to produce correct answers. Second, we find that our model achieves slightly better win rate than GPT-4 in ConvFinQA, which indicates the strong arithmetic calculation ability of our model. Third, we find that GPT-4 achieves significantly better win rate in SQA task, which suggests that there is still a gap between our model and GPT-4 on tabular reasoning task.

6.2 Fine-grained Analyses

In Table 5, we further compared our models and OpenAI models across different dataset types in our conversational QA benchmarks. ChatQA-1.0-70B achieves better results in text-only documents (Avg-text), while GPT-4-0613 shows better QA capability in tabular data given (Avg-table). Regarding the datasets that require or do not require retrieval (Avg-ret and Avg-nonret), ChatQA-1.0-70B and GPT-4-0613 are comparable.

Furthermore, Llama3-ChatQA-1.5-70B surpasses GPT-4-0613 and GPT-4-Turbo in all categories.

6.3 Top- k Chunks for Stage-2 Instruction Tuning

For all the datasets used in stage-2 tuning, the context is provided as continuous paragraphs or documents containing the answer. In contrast, the model needs to handle the top- k retrieved chunks during inference for long documents. To address this train/test mismatch, we investigate whether replacing some continuous paragraphs with retrieved top- k chunks will enhance the model’s robustness.

We use NarrativeQA for this study, since each question has a corresponding long document. Initially, we use a summary of the long document as the context, which contains the answer. To incorporate discontinuous contexts, we first cut the long document into 300-word chunks. Then, we use the Dragon retriever to retrieve the top-4 chunks related to the question as additional context. Finally, we consider the retrieved four chunks along with the summary of the long document as the “top-5”

⁸More human evaluation setup can be found in the Appendix E.

Models	Avg.	Doc2Dial	QuAC	QReCC	TopiOCQA	INSCIT
ChatQA-1.0-70B	42.31	39.19	38.33	48.73	51.30	33.98
- # of ctx: top-3	41.91	37.20	38.35	48.94	52.78	32.27
- # of ctx: top-10	40.71	37.06	36.95	47.61	49.40	32.53
- ctx reverse ordering	42.48	39.08	38.85	49.63	51.16	33.69
- ctx swing ordering	42.30	39.35	38.09	49.09	50.98	33.99
- ctx random ordering	42.01	39.32	38.28	48.79	50.13	33.51
- Dragon Retrieval	40.50	37.92	38.44	47.88	50.39	27.87

Table 7: Ablation studies on input context across datasets that require retrieval. All models use SyntheticConvQA. We study the number of contexts used in inputs (# of ctx), context ordering (reverse, swing, random), and the use of retrieved context from the original Dragon. In comparison, ChatQA-1.0-70B (default setting) uses “Dragon + Fine-tune” to retrieve the top-5 contexts, and arranges them sequentially from the first to the fifth context in top-5.

chunks.⁹ We use this reconstructed NarrativeQA to replace the original one for the stage-2 instruction tuning.

In Table 6, we observe that using “top-5” chunks as the context for training leads to improvements on the datasets that require retrieval. But it degrades the performance on non-retrieval datasets. Overall, these two models perform comparable. It is because incorporating “top-5” retrieved chunks in stage-2 tuning aligns with the inference stage where retrieval is needed, which improves the Avg-ret score. However, mixing continuous and discontinuous documents could make the stage-2 tuning less stable, leading to sub-optimal results on non-retrieval datasets. We believe more future work can be conducted regarding the balance of incorporating continuous context and top- k retrieved chunks in stage-2 tuning.

6.4 Ablation Studies on Inference Stage

In Table 7, we show ablation studies on how the number of retrieved context/chunks, context ordering, and different retrievers affect the conversational QA and RAG results.

First, we find that using more contexts as inputs do not always improve the results. Utilizing top-5 contexts as input yields better results compared to using either top-3 or top-10 contexts. Intuitively, more contexts have higher probability to contain correct answers (better recall scores). As a result, using top-5 contexts achieves better results than using top-3. However, as the number of contexts further increases, the model may suffer from “lost in the middle” phenomenon (Liu et al., 2023) and the difficulty of extracting answers from the provided context could also increase, which leads to inferior results by using top-10 contexts.

Second, we study how using different orderings of top-5 contexts affects the results. We compare sequential ordering (from 1st context to 5th context) to reverse ordering (from 5th to 1st context), swing ordering (given the “lost in the middle” phenomenon, we arrange the most relevant context to appear at the beginning and the end of the input context. Hence, the ordering becomes {1st, 3rd, 5th, 4th, 2nd}), and random ordering (random shuffle the top-5 contexts). We find using sequential ordering is comparable to using reverse and swing orderings, and random shuffling is slightly worse. Results indicate that our model excels in extracting the correct answer from lengthy contexts, regardless of the answer’s location. This is because, during the ChatQA fine-tuning, the answer’s location is randomly distributed within the context.

Third, we observe that when we replace “Dragon + Fine-tune” with the original non-finetuned Dragon retriever, the average score drops by 1.81 (from 42.31 to 40.50). In addition, the score drops significantly in INSCIT dataset (from 33.98 to 27.87) due to the large performance gap between the two retrievers (as shown in Table 1). Basically, when the quality of retrieval improves, it directly enhances the performance of question answering.

⁹Note that, we do not directly use top-5 retrieved chunks for training, because they may not contain the answer. In such cases, fine-tuning the model to generate answer could encourage hallucination.

Models	Avg Both	Avg QuAC	QuAC (no*)	QuAC (yes*)	Avg DoQA	DoQA (no*)	DoQA (yes*)	ChatRAG
- 1k unanswerable [†]	76.88	80.89	75.10	86.67	72.88	64.49	81.26	54.16
- 1.5k unanswerable[†]	77.25	80.76	77.66	83.85	73.74	68.81	78.67	54.14
ChatQA-1.0-70B - 2k unanswerable [†]	77.10	80.82	77.59	84.05	73.38	67.95	78.80	53.86
- 2.5k unanswerable [†]	75.87	78.81	73.76	83.85	72.93	66.54	79.31	53.78
- SyntheticConvQA [◇]	69.84	72.92	55.38	90.42	66.77	45.09	88.45	54.08
Llama3-ChatQA-1.5-8B	75.57	79.30	63.39	95.21	71.84	62.76	80.92	55.17
Llama3-ChatQA-1.5-70B	71.86	72.59	48.25	96.93	71.13	52.24	90.01	58.25
Command R+	68.11	69.61	41.79	97.42	66.62	46.37	86.87	50.93
GPT-3.5-Turbo-0613	73.27	78.34	61.91	94.76	68.21	51.99	84.43	50.37
GPT-4-0613	80.73	87.42	83.45	91.38	74.05	74.28	73.82	53.90
GPT-4-Turbo-2024-04-09	80.47	88.73	80.42	97.03	72.21	72.28	72.13	54.03

Table 8: Accuracies on answerable and unanswerable samples across QuAC and DoQA datasets. Avg-Both is the averaged score between QuAC and DoQA, and ChatRAG is the average score on the CHATRAG BENCH. [◇] denotes that the HumanAnnotatedConvQA is replaced with the SyntheticConvQA. *“no” denotes the unanswerable samples, while “yes” denotes the answerable samples. [†]We conduct ablation studies in terms of the number of unanswerable samples in HumanAnnotatedConvQA. We use 1.5k unanswerable samples for our final ChatQA models, as it produces both high-quality generation and less hallucination.

6.5 Evaluation of Unanswerable Case

6.5.1 Evaluation Setup

In this section, we study another aspect of the model’s capability, which is to discern if a question can be answered within the provided context. Generating an answer in unanswerable case will lead to hallucination. To allow this evaluation, we require the model to indicate it when no answer can be found in the given context.

We use QuAC and DoQA datasets which have such unanswerable cases to evaluate such capability. Specifically, for unanswerable case, we consider the model indicating that the question cannot be answered as correct¹⁰, and as for answerable cases, we consider the model not indicating the question is unanswerable as correct (i.e., the model giving an answer). Note that for answerable cases, we only select the samples where correct context is retrieved.

In the end, we calculate the average accuracy score of unanswerable and answerable cases as the final metric. We consider this average accuracy as a reliable metric since it is in the same spirit of F1 metric which measures the harmonic mean of precision and recall scores.

6.5.2 Results

In Table 8, we compare our models with OpenAI models across QuAC and DoQA datasets. First, we find that compared to using SyntheticConvQA, using HumanAnnotatedConvQA significantly increase the average accuracies on both QuAC and DoQA. It is because the unanswerable annotations are in higher quality for human-annotated data, which significantly improve the accuracy for unanswerable cases. Second, OpenAI models show powerful capability in this task, especially for GPT-4-0613. Compared to them, our best model (ChatQA-1.0-70B) achieved a significantly better average accuracy than GPT-3.5-Turbo, while we still has a slight gap compared to GPT-4-0613 (around 3.5%). Third, we find that Llama3-ChatQA-1.5-8B/70B generally achieves lower accuracies than ChatQA-1.0-70B. It is because the models tend to give responses based on their own knowledge when the answers cannot be found within the context, which results in a low accuracy on unanswerable cases.

In addition, we conduct ablation studies in terms of the number of unanswerable samples in HumanAnnotatedConvQA. We find that using a small amount of unanswerable samples (e.g., 1.5k) is able to achieve remarkable results on the unanswerable evaluation, as well as the overall CHATRAG BENCH score. Interestingly, incorporating more unanswerable samples does not necessarily lead to higher accuracy scores in the unanswerable evaluation.

¹⁰We collect a set of heuristic matching patterns from all generated samples to determine if the model suggests that the question is unanswerable. More details can be found in the Appendix F.

Models	Average	NQ	TriviaQA	HotpotQA
Atlas (11B) (Izacard et al., 2023)	39.4	26.7	56.9	34.7
Raven (11B) (Huang et al., 2023)	-	29.6	65.7	-
RECOMP (20B) (Xu et al., 2024)	42.1	37.0	59.0	30.4
InstructRetro (43B) (Wang et al., 2024)	-	38.9	65.6	-
RePlug (65B) (Shi et al., 2023)	44.5	28.8	72.6	32.0
RA-DIT (65B) (Lin et al., 2024)	50.1	35.2	75.4	39.7
Llama3-Instruct-8B (Meta, 2024)	42.5	30.9	70.7	26.0
Llama3-Instruct-70B (Meta, 2024)	53.6	42.7	82.4	35.6
Llama3-ChatQA-1.5-8B	52.3	42.4	81.0	33.5
Llama3-ChatQA-1.5-70B	58.7	47.0	85.6	42.2

Table 9: Zero-shot exact match scores on Natural Questions (NQ), TriviaQA, and HotpotQA, which were evaluated using the data split from the KILT Benchmark (Petroni et al., 2021).

Context	Conversation	Assistant Responses
The process for Board hearings has changed. If you're appealing a VA decision under the new process, keep reading below to learn how to request and prepare for a hearing. You'll follow the new process if you're : Appealing a VA decision you received on or after February 19, 2019. Participating in the Rapid Appeals Modernization Program Opting into the new process using VA Form 10182 If you're using VA Form 9 to appeal a VA decision you received before February 19, 2019, go to the Board of Veterans' Appeals BVA Hearing page ... The Board of Veterans' Appeals schedules hearings in docket order the order in which they receive requests ...	User: What can I learn at my Board hearing? Assistant: Do you want to learn exactly what to expect? ... User: Is it necessary for me to consider requesting a Board hearing? Assistant: You can request a video conference hearing if you want to provide testimony to a judge about your appeal. User: when will I follow the new process for a Board hearing? Assistant:	ChatQA-1.0-70B: If you're appealing a VA decision you received on or after February 19, 2019, you'll follow the new process. GPT-4-0613: You'll follow the new process for a Board hearing if you're appealing a VA decision you received on or after February 19, 2019, participating in the Rapid Appeals Modernization Program, or opting into the new process using VA Form 10182. Ground Truth: You will follow the new process if appealing a VA decision if you received it on or after February 19, 2019.
title: How did Arya survive this confrontation unscathed? There was no time or intention to turn her into White Walker. Let us look at the scene from S04E04. A white walker brings a baby holding in his lap and puts it on an ice table (or whatever it is) for the arrival of the Night King. ... When Arya drops the dagger, Night King looks surprised. This shows he doesn't know what would happen next. There was no time to think and turn her into a white walker by touch. There was no planning in this scene like S04E04. ...	User: How did Arya survive this confrontation unscathed? Assistant: Arya was quick enough to react, drop the dagger and do the rest. User: How old is the child that they lay on the altar of ice? Assistant:	ChatQA-1.0-70B: The child appeared to be a baby. GPT-4-0613: The text does not provide information on the exact age of the child that was laid on the ice altar. Ground Truth: a baby
Massif Chornohora Uholka / Wide Meadow Svydovets Maramoros Rozok Jasmund ...	Type of nature reserve Carpathian Biosphere Carpathian Biosphere Carpathian Biosphere Carpathian Biosphere Presov Preserved Jasmund National Park Preserved area 2476.8 ha 11860 ha 3030.5 ha 2243.6 ha 67.1 ha 492.5 ha	User: which of the forests is a carpathian biosphere reserve? Assistant: Chornohora, Uholka / Wide Meadow, Svydovets, Maramoros, Kuziy / Trybushany User: which of those covers more than 3100 ha? Assistant:
...	...	ChatQA-1.0-70B: Uholka / Wide Meadow GPT-4-0613: Chornohora, Uholka / Wide Meadow, Svydovets, Maramoros Ground Truth: Uholka / Wide Meadow
title: Summary of enemy aircraft damaged/destroyed (John B. England)		
Date 24 April 1944 27 May 1944 18 August 1944 13 September 1944 6 October 1944 6 October 1944 27 November 1944 14 January 1945 ...	Location Munich, Germany Strasbourg, France Paris, France Nordhausen, Germany Berlin, Germany Berlin, Germany Magdeburg, Germany Berlin, Germany No. 3 1 0.5 2.5 1 2 4 1 Type Me-110 Me-109 Me-109 Me-109 Me-109 Me-109 FW-190 Me-109 Status Destroyed Damaged Destroyed Destroyed Damaged Destroyed Destroyed Destroyed	User: what were all of the dates in which john b. england destroyed or damaged enemy planes? Assistant: 24 April 1944, 27 May 1944, 18 August 1944, 13 September 1944, 6 October 1944, 27 November 1944, 14 January 1945 ... User: on which of those dates did john b. england destroy or damage more than one enemy plane? Assistant:
...	...	ChatQA-1.0-70B: 6 October 1944, 13 September 1944, 27 November 1944 (missing 24 April 1944) GPT-4-0613: 24 April 1944, 13 September 1944, 6 October 1944, 27 November 1944 Ground Truth: 24 April 1944, 13 September 1944, 6 October 1944, 27 November 1944

Table 10: Case studies on ChatQA-1.0-70B and GPT-4-0613. We use blue color to highlight the relevant context for the last user question. And we use green and red color to highlight the correct and incorrect parts in the assistant responses.

6.6 Evaluation on Single-Turn QA and RAG Benchmark

In addition to CHATRAG BENCH, we further evaluate Llama3-ChatQA-1.5 models on knowledge-intensive single-turn QA datasets: Natural Questions (NQ) (Kwiatkowski et al., 2019), TriviaQA (Joshi et al., 2017), and HotpotQA (Yang et al., 2018), and compare them against frontier RAG models. We use the Dragon retriever (Lin et al., 2023a) to extract the top-k most relevant contexts, which are then used as the inputs for Llama3-Instruct-8B/70B and Llama3-ChatQA-1.5-8B/70B. We report the best results obtained from using the top-15, top-20, and top-25 contexts. In Table 9, we show that, despite its significantly smaller model size, Llama3-ChatQA-1.5-8B performs better than the state-of-the-art RA-DIT (65B) model. Llama3-ChatQA-1.5-70B remarkably outperforms existing frontier RAG models.

6.7 Case Study

In Table 10, we show four examples of ChatQA-1.0-70B and GPT-4-0613 outputs. More examples can be found in Appendix G. The first example (about *Board hearing*) is a simple information seeking problem, and both ChatQA-1.0-70B and GPT-4 answer correctly. In the second example (about *Arya*), the model needs to find implicit information (highlighted in blue) for giving the answer. GPT-4 tends to be safe on providing an answer, and it replies that the context does not provide exact information about the age which is also correct.

Both the third and fourth examples require the model to have good tabular understanding and reasoning ability. In the third example (about *Massif*), ChatQA-1.0-70B gives correct answer by comparing the size of preserved area against 3100 ha, while GPT-4 fails to do so. In the fourth example (about *John B. England*), ChatQA-1.0-70B correctly lists three dates but misses one date, while GPT-4 correctly answers the question.

7 Conclusion

In this paper, we build a family of models that surpass GPT-4 on conversational QA and RAG. We introduce CHATRAG BENCH, a collection of 10 conversational QA datasets covering comprehensive evaluations on RAG, table-based reasoning, arithmetic calculations, and unanswerable scenarios. Our ChatQA-1.0-70B model built on Llama2 can slightly outperform GPT-4-0613 and GPT-4-Turbo without using any synthetic data from OpenAI GPT models. Remarkably, Llama3-ChatQA-1.5-70B even surpasses GPT-4-Turbo in all categories of CHATRAG BENCH. In addition, we demonstrate that fine-tuning a single-turn query retriever using our curated conversational QA data performs comparably to the state-of-the-art LLM-based query rewriting model, without incurring extra computational time and potential API costs associated with rewriting. Furthermore, we show that incorporating a small amount of “unanswerable” samples can significantly enhance our model’s capability to handle scenarios where answers are unavailable.

References

- Adlakha, V., Dhuliawala, S., Suleman, K., de Vries, H., and Reddy, S. Topiocqa: Open-domain conversational question answering with topic switching. *TACL*, 2022.
- Albalak, A., Elazar, Y., Xie, S. M., Longpre, S., Lambert, N., Wang, X., Muennighoff, N., Hou, B., Pan, L., Jeong, H., et al. A survey on data selection for language models. *arXiv preprint arXiv:2402.16827*, 2024.
- Aliannejadi, M., Kiseleva, J., Chuklin, A., Dalton, J., and Burtsev, M. Building and evaluating open-domain dialogue corpora with clarifying questions. In *EMNLP*, 2021.
- Anantha, R., Vakulenko, S., Tu, Z., Longpre, S., Pulman, S., and Chappidi, S. Open-domain question answering goes conversational via question rewriting. In *NAACL*, 2021.
- Anthropic. Introducing 100k context windows, 2023a.
- Anthropic. Introducing Claude, 2023b.
- Brabant, Q., Lecorvé, G., and Barahona, L. M. R. Coqar: Question rewriting on coqa. In *LREC*, 2022.
- Campos, J. A., Otegi, A., Soroa, A., Deriu, J. M., Cieliebak, M., and Agirre, E. Doqa-accessing domain-specific faqs via conversational qa. In *ACL*, 2020.
- Chen, Z., Li, S., Smiley, C., Ma, Z., Shah, S., and Wang, W. Y. Convfinqa: Exploring the chain of numerical reasoning in conversational finance question answering. In *EMNLP*, 2022a.
- Chen, Z., Zhao, J., Fang, A., Fetahu, B., Rokhlenko, O., and Malmasi, S. Reinforced question rewriting for conversational question answering. In *EMNLP*, 2022b.
- Choi, E., He, H., Iyyer, M., Yatskar, M., Yih, W.-t., Choi, Y., Liang, P., and Zettlemoyer, L. Quac: Question answering in context. In *EMNLP*, 2018.
- Chu, Z., Chen, M., Chen, J., Wang, M., Gimpel, K., Faruqui, M., and Si, X. How to ask better questions? a large-scale multi-domain dataset for rewriting ill-formed questions. In *AAAI*, 2020.
- Chung, H. W., Hou, L., Longpre, S., Zoph, B., Tay, Y., Fedus, W., Li, Y., Wang, X., Dehghani, M., Brahma, S., Webson, A., Gu, S. S., Dai, Z., Suzgun, M., Chen, X., Chowdhery, A., Castro-Ros, A., Pellat, M., Robinson, K., Valter, D., Narang, S., Mishra, G., Yu, A., Zhao, V., Huang, Y., Dai, A., Yu, H., Petrov, S., Chi, E. H., Dean, J., Devlin, J., Roberts, A., Zhou, D., Le, Q. V., and Wei, J. Scaling instruction-finetuned language models. *arXiv preprint arXiv: 2210.11416*, 2022.

- Cohere. Introducing command r+: A scalable llm built for business, 2024.
- Conover, M., Hayes, M., Mathur, A., Meng, X., Xie, J., Wan, J., Shah, S., Ghodsi, A., Wendell, P., Zaharia, M., et al. Free dolly: Introducing the world’s first truly open instruction-tuned llm, 2023a.
- Conover, M., Hayes, M., Mathur, A., Xie, J., Wan, J., Shah, S., Ghodsi, A., Wendell, P., Zaharia, M., and Xin, R. Free Dolly: Introducing the world’s first truly open instruction-tuned llm, 2023b.
- Dai, Z., Chaganty, A. T., Zhao, V., Amini, A., Green, M., Rashid, Q., and Guu, K. Dialog inpainting: Turning documents to dialogs. In *ICML*, 2022.
- Dasigi, P., Liu, N. F., Marasović, A., Smith, N. A., and Gardner, M. Quoref: A reading comprehension dataset with questions requiring coreferential reasoning. In *EMNLP*, 2019.
- Del Tredici, M., Barlacchi, G., Shen, X., Cheng, W., and de Gispert, A. Question rewriting for open-domain conversational qa: Best practices and limitations. In *CIKM*, 2021.
- Deng, Y., Lei, W., Zhang, W., Lam, W., and Chua, T.-S. Pacific: Towards proactive conversational question answering over tabular and textual data in finance. In *EMNLP*, 2022.
- Du, Z., Qian, Y., Liu, X., Ding, M., Qiu, J., Yang, Z., and Tang, J. Glm: General language model pretraining with autoregressive blank infilling. In *ACL*, 2022.
- Dua, D., Wang, Y., Dasigi, P., Stanovsky, G., Singh, S., and Gardner, M. Drop: A reading comprehension benchmark requiring discrete reasoning over paragraphs. In *NAACL*, 2019.
- Elgohary, A., Peskov, D., and Boyd-Graber, J. Can you unpack that? learning to rewrite questions-in-context. In *EMNLP*, 2019.
- Fan, A., Jernite, Y., Perez, E., Grangier, D., Weston, J., and Auli, M. Eli5: Long form question answering. In *ACL*, 2019.
- Feng, S., Wan, H., Gunasekara, C., Patel, S., Joshi, S., and Lastras, L. doc2dial: A goal-oriented document-grounded dialogue dataset. In *EMNLP*, 2020.
- Galimzhanova, E., Muntean, C. I., Nardini, F. M., Perego, R., and Rocchietti, G. Rewriting conversational utterances with instructed large language models. In *IEEE/WIC International Conference on Web Intelligence and Intelligent Agent Technology*, 2023.
- Gao, C., Zhang, W., and Lam, W. Unigdd: A unified generative framework for goal-oriented document-grounded dialogue. In *ACL*, 2022.
- Gao, Y., Xiong, Y., Gao, X., Jia, K., Pan, J., Bi, Y., Dai, Y., Sun, J., and Wang, H. Retrieval-augmented generation for large language models: A survey. *arXiv preprint arXiv:2312.10997*, 2023.
- Google. Introducing bard, 2023.
- Guo, M., Zhang, M., Reddy, S., and Alikhani, M. Abg-coqa: Clarifying ambiguity in conversational question answering. In *AKBC*, 2021.
- Honovich, O., Scialom, T., Levy, O., and Schick, T. Unnatural instructions: Tuning language models with (almost) no human labor. *arXiv preprint arXiv:2212.09689*, 2022.
- Huang, J., Ping, W., Xu, P., Shoenybi, M., Chang, K. C.-C., and Catanzaro, B. Raven: In-context learning with retrieval augmented encoder-decoder language models. *arXiv preprint arXiv:2308.07922*, 2023.
- Ishii, E., Xu, Y., Cahyawijaya, S., and Wilie, B. Can question rewriting help conversational question answering? In *Proceedings of the Third Workshop on Insights from Negative Results in NLP*, 2022.
- Iyer, S., Lin, X. V., Pasunuru, R., Mihaylov, T., Simig, D., Yu, P., Shuster, K., Wang, T., Liu, Q., Koura, P. S., et al. Opt-impl: Scaling language model instruction meta learning through the lens of generalization. *arXiv preprint arXiv:2212.12017*, 2022.

- Izacard, G. and Grave, É. Leveraging passage retrieval with generative models for open domain question answering. In *Proceedings of the 16th Conference of the European Chapter of the Association for Computational Linguistics*, 2021.
- Izacard, G., Caron, M., Hosseini, L., Riedel, S., Bojanowski, P., Joulin, A., and Grave, E. Unsupervised dense information retrieval with contrastive learning. *Transactions on Machine Learning Research*, 2022.
- Izacard, G., Lewis, P., Lomeli, M., Hosseini, L., Petroni, F., Schick, T., Dwivedi-Yu, J., Joulin, A., Riedel, S., and Grave, E. Atlas: Few-shot learning with retrieval augmented language models. *Journal of Machine Learning Research*, 2023.
- Joshi, M., Choi, E., Weld, D. S., and Zettlemoyer, L. Triviaqa: A large scale distantly supervised challenge dataset for reading comprehension. In *ACL*, 2017.
- Kim, H., Hessel, J., Jiang, L., Lu, X., Yu, Y., Zhou, P., Bras, R. L., Alikhani, M., Kim, G., Sap, M., et al. Soda: Million-scale dialogue distillation with social commonsense contextualization. *arXiv preprint arXiv:2212.10465*, 2022.
- Kočíšký, T., Schwarz, J., Blunsom, P., Dyer, C., Hermann, K. M., Melis, G., and Grefenstette, E. The narrativeqa reading comprehension challenge. *TACL*, 2018.
- Köpf, A., Kilcher, Y., von Rütte, D., Anagnostidis, S., Tam, Z.-R., Stevens, K., Barhoum, A., Duc, N. M., Stanley, O., Nagyfi, R., et al. Openassistant conversations—democratizing large language model alignment. *arXiv preprint arXiv:2304.07327*, 2023.
- Kwiatkowski, T., Palomaki, J., Redfield, O., Collins, M., Parikh, A., Alberti, C., Epstein, D., Polosukhin, I., Devlin, J., Lee, K., et al. Natural questions: A benchmark for question answering research. *TACL*, 2019.
- Köpf, A., Kilcher, Y., von Rütte, D., Anagnostidis, S., Tam, Z.-R., Stevens, K., Barhoum, A., Duc, N. M., Stanley, O., Nagyfi, R., ES, S., Suri, S., Glushkov, D., Dantuluri, A., Maguire, A., Schuhmann, C., Nguyen, H., and Mattick, A. Openassistant conversations - democratizing large language model alignment. *arXiv preprint arXiv: 2304.07327*, 2023.
- Lin, K., Taffjord, O., Clark, P., and Gardner, M. Reasoning over paragraph effects in situations. In *Proceedings of the 2nd Workshop on Machine Reading for Question Answering*, 2019.
- Lin, S.-C., Asai, A., Li, M., Oguz, B., Lin, J., Mehdad, Y., Yih, W.-t., and Chen, X. How to train your dragon: Diverse augmentation towards generalizable dense retrieval. *arXiv preprint arXiv:2302.07452*, 2023a.
- Lin, X. V., Chen, X., Chen, M., Shi, W., Lomeli, M., James, R., Rodriguez, P., Kahn, J., Szilvasy, G., Lewis, M., et al. Ra-dit: Retrieval-augmented dual instruction tuning. *arXiv preprint arXiv:2310.01352*, 2023b.
- Lin, X. V., Chen, X., Chen, M., Shi, W., Lomeli, M., James, R., Rodriguez, P., Kahn, J., Szilvasy, G., Lewis, M., Zettlemoyer, L., and tau Yih, W. RA-DIT: Retrieval-augmented dual instruction tuning. In *ICLR*, 2024. URL <https://openreview.net/forum?id=220Tbutug9>.
- Liu, N. F., Lin, K., Hewitt, J., Paranjape, A., Bevilacqua, M., Petroni, F., and Liang, P. Lost in the middle: How language models use long contexts. *arXiv preprint arXiv:2307.03172*, 2023.
- Longpre, S., Hou, L., Vu, T., Webson, A., Chung, H. W., Tay, Y., Zhou, D., Le, Q. V., Zoph, B., Wei, J., et al. The flan collection: Designing data and methods for effective instruction tuning. *arXiv preprint arXiv:2301.13688*, 2023.
- Mele, I., Muntean, C. I., Nardini, F. M., Perego, R., Tonellotto, N., and Frieder, O. Adaptive utterance rewriting for conversational search. *Information Processing & Management*, 2021.
- Meta. Introducing meta llama 3: The most capable openly available llm to date, 2024.
- Mishra, S., Khashabi, D., Baral, C., and Hajishirzi, H. Cross-task generalization via natural language crowdsourcing instructions. In *ACL*, 2022.

- Mo, F., Mao, K., Zhu, Y., Wu, Y., Huang, K., and Nie, J.-Y. Convqqr: Generative query reformulation for conversational search. *arXiv preprint arXiv:2305.15645*, 2023.
- Muennighoff, N., Wang, T., Sutawika, L., Roberts, A., Biderman, S., Scao, T. L., Bari, M. S., Shen, S., Yong, Z.-X., Schoelkopf, H., et al. Crosslingual generalization through multitask finetuning. *arXiv preprint arXiv:2211.01786*, 2022.
- Nakamura, K., Levy, S., Tuan, Y.-L., Chen, W., and Wang, W. Y. Hybridialogue: An information-seeking dialogue dataset grounded on tabular and textual data. In *Findings of ACL*, 2022.
- Nguyen, T., Rosenberg, M., Song, X., Gao, J., Tiwary, S., Majumder, R., and Deng, L. Ms marco: A human generated machine reading comprehension dataset. *choice*, 2016.
- OpenAI. Introducing ChatGPT, 2022.
- OpenAI. GPT-4, 2023.
- Ouyang, L., Wu, J., Jiang, X., Almeida, D., Wainwright, C., Mishkin, P., Zhang, C., Agarwal, S., Slama, K., Ray, A., et al. Training language models to follow instructions with human feedback. *NeurIPS*, 2022.
- Pasupat, P. and Liang, P. Compositional semantic parsing on semi-structured tables. In *ACL*, 2015.
- Petroni, F., Piktus, A., Fan, A., Lewis, P., Yazdani, M., De Cao, N., Thorne, J., Jernite, Y., Karpukhin, V., Maillard, J., et al. Kilt: a benchmark for knowledge intensive language tasks. In *NAACL*, 2021.
- Qu, C., Yang, L., Chen, C., Qiu, M., Croft, W. B., and Iyyer, M. Open-retrieval conversational question answering. In *SIGIR*, 2020.
- Rajpurkar, P., Zhang, J., Lopyrev, K., and Liang, P. Squad: 100,000+ questions for machine comprehension of text. In *EMNLP*, 2016.
- Rajpurkar, P., Jia, R., and Liang, P. Know what you don’t know: Unanswerable questions for squad. In *ACL*, 2018.
- Raposo, G., Ribeiro, R., Martins, B., and Coheur, L. Question rewriting? assessing its importance for conversational question answering. In *ECIR*, 2022.
- Reddy, S., Chen, D., and Manning, C. D. Coqa: A conversational question answering challenge. *TACL*, 2019.
- Saeidi, M., Bartolo, M., Lewis, P., Singh, S., Rocktäschel, T., Sheldon, M., Bouchard, G., and Riedel, S. Interpretation of natural language rules in conversational machine reading. In *EMNLP*, 2018.
- Sanh, V., Webson, A., Raffel, C., Bach, S. H., Sutawika, L., Alyafeai, Z., Chaffin, A., Stiegler, A., Scao, T. L., Raja, A., et al. Multitask prompted training enables zero-shot task generalization. In *ICLR*, 2022.
- Shi, W., Min, S., Yasunaga, M., Seo, M., James, R., Lewis, M., Zettlemoyer, L., and Yih, W.-t. Replug: Retrieval-augmented black-box language models. *arXiv preprint arXiv:2301.12652*, 2023.
- Touvron, H., Martin, L., Stone, K., Albert, P., Almahairi, A., Babaei, Y., Bashlykov, N., Batra, S., Bhargava, P., Bhosale, S., et al. Llama 2: Open foundation and fine-tuned chat models. *arXiv preprint arXiv:2307.09288*, 2023.
- Trischler, A., Wang, T., Yuan, X., Harris, J., Sordoni, A., Bachman, P., and Suleman, K. Newsqa: A machine comprehension dataset. In *Proceedings of the 2nd Workshop on Representation Learning for NLP*, 2017.
- Vakulenko, S., Longpre, S., Tu, Z., and Anantha, R. Question rewriting for conversational question answering. In *WSDM*, 2021a.
- Vakulenko, S., Voskarides, N., Tu, Z., and Longpre, S. A comparison of question rewriting methods for conversational passage retrieval. In *ECIR*, 2021b.

- Wang, B., Ping, W., McAfee, L., Xu, P., Li, B., Shoenberger, M., and Catanzaro, B. InstructGPT: Instruction tuning post retrieval-augmented pretraining. In *ICML*, 2024.
- Wang, L., Yang, N., Huang, X., Jiao, B., Yang, L., Jiang, D., Majumder, R., and Wei, F. Text embeddings by weakly-supervised contrastive pre-training. *arXiv preprint arXiv:2212.03533*, 2022a.
- Wang, Y., Kordi, Y., Mishra, S., Liu, A., Smith, N. A., Khashabi, D., and Hajishirzi, H. Self-instruct: Aligning language model with self generated instructions. *arXiv preprint arXiv:2212.10560*, 2022b.
- Wang, Y., Mishra, S., Alipoormolabashi, P., Kordi, Y., Mirzaei, A., Naik, A., Ashok, A., Dhasekaran, A. S., Arunkumar, A., Stap, D., et al. Super-naturalinstructions: Generalization via declarative instructions on 1600+ nlp tasks. In *EMNLP*, 2022c.
- Wang, Y., Ivison, H., Dasigi, P., Hessel, J., Khot, T., Chandu, K. R., Wadden, D., MacMillan, K., Smith, N. A., Beltagy, I., et al. How far can camels go? exploring the state of instruction tuning on open resources. *arXiv preprint arXiv:2306.04751*, 2023.
- Wei, J., Bosma, M., Zhao, V. Y., Guu, K., Yu, A. W., Lester, B., Du, N., Dai, A. M., and Le, Q. V. Finetuned language models are zero-shot learners. In *ICLR*, 2022a.
- Wei, J., Wang, X., Schuurmans, D., Bosma, M., Xia, F., Chi, E., Le, Q. V., Zhou, D., et al. Chain-of-thought prompting elicits reasoning in large language models. *NeurIPS*, 2022b.
- Wu, Z., Luan, Y., Rashkin, H., Reitter, D., Hajishirzi, H., Ostendorf, M., and Tomar, G. S. Conqrr: Conversational query rewriting for retrieval with reinforcement learning. In *EMNLP*, 2022.
- Wu, Z., Parish, R., Cheng, H., Min, S., Ammanabrolu, P., Ostendorf, M., and Hajishirzi, H. Inscit: Information-seeking conversations with mixed-initiative interactions. *TACL*, 2023.
- Xu, C., Sun, Q., Zheng, K., Geng, X., Zhao, P., Feng, J., Tao, C., and Jiang, D. WizardLM: Empowering large language models to follow complex instructions. *arXiv preprint arXiv:2304.12244*, 2023a.
- Xu, F., Shi, W., and Choi, E. RECOMP: Improving retrieval-augmented LMs with context compression and selective augmentation. In *ICLR*, 2024. URL <https://openreview.net/forum?id=m1JLVigNHp>.
- Xu, P., Ping, W., Wu, X., McAfee, L., Zhu, C., Liu, Z., Subramanian, S., Bakhturina, E., Shoenberger, M., and Catanzaro, B. Retrieval meets long context large language models. *arXiv preprint arXiv:2310.03025*, 2023b.
- Yang, Z., Qi, P., Zhang, S., Bengio, Y., Cohen, W., Salakhutdinov, R., and Manning, C. D. HotpotQA: A dataset for diverse, explainable multi-hop question answering. In *EMNLP*, 2018.
- Ye, F., Fang, M., Li, S., and Yilmaz, E. Enhancing conversational search: Large language model-aided informative query rewriting. In *EMNLP*, 2023.
- Yu, S., Liu, J., Yang, J., Xiong, C., Bennett, P., Gao, J., and Liu, Z. Few-shot generative conversational query rewriting. In *SIGIR*, 2020.
- Zhang, H., Diao, S., Lin, Y., Fung, Y. R., Lian, Q., Wang, X., Chen, Y., Ji, H., and Zhang, T. R-tuning: Teaching large language models to refuse unknown questions. *arXiv preprint arXiv:2311.09677*, 2023a.
- Zhang, S., Dong, L., Li, X., Zhang, S., Sun, X., Wang, S., Li, J., Hu, R., Zhang, T., Wu, F., et al. Instruction tuning for large language models: A survey. *arXiv preprint arXiv:2308.10792*, 2023b.
- Zhou, C., Liu, P., Xu, P., Iyer, S., Sun, J., Mao, Y., Ma, X., Efrat, A., Yu, P., Yu, L., et al. Lima: Less is more for alignment. *arXiv preprint arXiv:2305.11206*, 2023.
- Zhu, F., Lei, W., Huang, Y., Wang, C., Zhang, S., Lv, J., Feng, F., and Chua, T.-S. Tat-qa: A question answering benchmark on a hybrid of tabular and textual content in finance. In *ACL*, 2021.

A ChatQA Instruction Tuning Templates

A.1 Stage-1: Supervised Fine-tuning

The format template of LLM inputs in stage-1 is as follows:

System: This is a chat between a user and an artificial intelligence assistant. The assistant gives helpful, detailed, and polite answers to the user’s questions based on the context. The assistant should also indicate when the answer cannot be found in the context.

User: {Question 1}

Assistant: {Answer 1}

...

User: {Latest Question}

Assistant:

We use the {Latest Answer} from Assistant as the supervision for model outputs.

A.2 Stage-2: Context-Enhanced Instruction Tuning

Based on the stage-1 format template, the LLM inputs in stage-2 adds {Context for Latest Question} and {Instruction} from User, as depicted below:

System: This is a chat between a user and an artificial intelligence assistant. The assistant gives helpful, detailed, and polite answers to the user’s questions based on the context. The assistant should also indicate when the answer cannot be found in the context.

{Context for Latest Question}

User: {Instruction} + {Question 1}

Assistant: {Answer 1}

...

User: {Latest Question}

Assistant:

Same as Stage-1, we use the {Latest Answer} from Assistant as the supervision for model outputs.

As for the {Instruction}, we use different instructions for different datasets based on the answer types. Details can be found below:

“Please give a full and complete answer for the question.” This is for datasets with long answers. We use it for the HumanAnnotatedConvQA or SyntheticConvQA.

“Answer the following question with a short span. The answer needs to be just in a few words.” This is for datasets with short answers. We use it for SQuAD1.1, SQuAD2.0, NarrativeQA, DROP, ROPES, NewsQA, and Quoref.

“Answer the following question with a number from context or the math arithmetic using +, -, *, or /.” This is for datasets using arithmetic calculation or extracting numbers from the context. We use it for the TAT-QA dataset where questions need the arithmetic calculation or extracting numbers from the context.

“Answer the following question with a short span, or a full and complete answer.” This is for datasets with both short and long answers. The model needs to tell whether to generate short or long answers based on the questions. We use it for the TAT-QA dataset where questions do not need the arithmetic calculation, since we observe the lengths of the corresponding answers can be both short and long.

For the stage-1 SFT data used in stage-2 instruction tuning, we keep the same format template as in stage-1. In other words, the {Context for Latest Question} and {Instruction} are empty.

B Synthetic Data Generation

We use a two-step prompting on GPT-3.5-Turbo for obtaining a high-quality multi-turn QA conversation. In step-1, we prompt GPT-3.5-Turbo to generate a multi-turn QA conversation based on a given document. However, we find that the generated conversation lacks pronouns or common nouns to refer back to words or phrases in dialogue history. Hence, in step-2, we prompt GPT-3.5-Turbo to revise the generated conversation by adding pronouns or common nouns. For both stages, we give GPT-3.5-Turbo few-shot examples to ensure a high-quality generation.

The in-context few-shot prompt in step-1 is as follows (aims to generate multi-turn QA conversation):

You are a helpful, pattern-following assistant.

role-user:

PersonA has access to information in the following passage:

###There are certain important aspects of college preparation. The student preparing for college should define their goals and interests. The student should also plan financially and academically. We have a checklist that helps students get ready financially and academically.###

Generate a conversation of around four turns between PersonA and PersonU where PersonU needs information from PersonA that is in the passage. Use only information found in the passage.

PersonU starts the conversation and only asks questions. Most of PersonU’s questions are follow-up or continuations of previous questions.

Conversation:

role-assistant:

PersonU: I need to know how to prepare for college.

PersonA: You should first define your goals and interest and be sure to know the costs and how to plan financially and academically for college.

PersonU: Is there something I can use as a guide to get ready for it?

PersonA: you can use our checklist to get ready financially and academically.

PersonU: Any other tip?

PersonA: Be sure to check out the reasons to attend a College or Career schools.

PersonU: Ok, that sounds good. Can you give me more tips?

PersonA: Another thing to take into consideration is to explore your career options.

role-user:

PersonA has access to information in the following passage:

###There are several disability compensation benefits. One of the benefits is the annual clothing allowance. This allowance covers the cost of purchasing new clothes up to a limit of 200 dollars annually.###

Generate a conversation of around two turns between PersonA and PersonU where PersonU needs information from PersonA that is in the passage. Use only information found in the passage.

PersonU starts the conversation and only asks questions. Most of PersonU’s questions are follow-up or continuations of previous questions.

Conversation:

role-assistant:

PersonU: I heard about a disability benefit for clothing. What is it about?

PersonA: This is a disability compensation benefit known as an annual clothing allowance.

PersonU: I am quite interested about such benefits.

PersonA: Would you like to find out if you are eligible?

role-user:

PersonA has access to information in the following passage:

###Vascepa (icosapent ethyl) is a prescription fish oil medication approved for treating adults with extremely high triglycerides, defined as a triglyceride level of 500 mg/dL or higher. While using this medicine, you may need frequent blood tests at your doctor's office. Vascepa is only part of a treatment program that may also include diet, exercise, and weight control. Follow your doctor's instructions very closely. You should not use Vascepa if you are allergic to icosapent. To make sure Vascepa is safe for you, tell your doctor if you have: 1 liver disease; 2 diabetes; 3 a thyroid disorder; 4 problems with your pancreas; 5 a bleeding or blood-clotting disorder; 6 if you are allergic to fish or shellfish; or. 7 if you drink large amounts of alcohol, Vascepa (icosapent) works in the liver and bloodstream to reduce very low-density triglycerides.###

Generate a conversation of around three turns between PersonA and PersonU where PersonU needs information from PersonA that is in the passage. Use only information found in the passage.

PersonU starts the conversation and only asks questions. Most of PersonU's questions are follow-up or continuations of previous questions.

Conversation:

role-assistant:

PersonU: I heard about a medication called Vascepa. What is it used for?

PersonA: Vascepa is a prescription fish oil medication used for treating adults with extremely high triglyceride levels.

PersonU: Are there any side effects or precautions I should be aware of?

PersonA: While using Vascepa, you may need frequent blood tests, and it's important to follow your doctor's instructions closely. It's important to talk to your doctor about any allergies or existing conditions you have.

PersonU: Is it effective in lowering cholesterol levels?

PersonA: Vascepa is used together with a low-fat diet and other treatments to lower total cholesterol in people with severe high cholesterol.

role-user:

PersonA has access to information in the following passage:

{Document}

Generate a conversation of around three turns between PersonA and PersonU where PersonU needs information from PersonA that is in the passage. Use only information found in the passage.

PersonU starts the conversation and only asks questions. Most of PersonU's questions are follow-up or continuations of previous questions.

Conversation:

role-assistant:

The in-context few-shot prompt in step-2 is as follows (aims to revise the multi-turn QA conversation by adding pronouns and common nouns):

You are a helpful, pattern-following assistant.

role-user:

Given the following conversation between PersonU and PersonA:

###PersonU: I've heard about adobo sauce in Mexican cuisine. Can you tell me more about it?

PersonA: Adobo sauce is a dark red sauce made from ground chiles, herbs, and vinegar. It's used as a marinade and cooking sauce in Mexican and Southwestern cuisines.

PersonU: What are the main ingredients in adobo sauce?

PersonA: The main ingredients are typically chile peppers, garlic, and vinegar. However, there can be variations in the recipe.

PersonU: How can I make adobo sauce at home?

PersonA: One way to make adobo sauce at home is by using smoked jalapeno peppers called chipotles. You can stew the chipotles in a sauce with tomatoes, garlic, vinegar, salt, and spices. It's also possible to find canned adobo sauce in the Hispanic foods section of many grocery stores.

PersonU: Are there any other uses for adobo sauce?

PersonA: Adobo sauce can be used as a condiment or as a marinade for various dishes. It enhances the flavor of meats and can be used as a cooking and serving sauce. Additionally, adobo is also used in a stew-like presentation of meat prepared in this sauce.

PersonU: Is adobo sauce easy to preserve?

PersonA: Yes, you can preserve adobo sauce by freezing or canning it when you're done making it. This allows you to store it for up to a year and enjoy its flavors whenever you want.###

Modify PersonU's questions to use pronouns or common nouns to refer back to words or phrases in PersonU's previous questions or PersonA's previous responses.

role-assistant:

PersonU: I've heard about adobo sauce in Mexican cuisine. Can you provide more information about it?

PersonA: Adobo sauce is a dark red sauce made from ground chiles, herbs, and vinegar. It's used as a marinade and cooking sauce in Mexican and Southwestern cuisines.

PersonU: What are the main ingredients in the sauce?

PersonA: The main ingredients are typically chile peppers, garlic, and vinegar. However, there can be variations in the recipe.

PersonU: How can I make the sauce at home?

PersonA: One way to make it at home is by using smoked jalapeno peppers called chipotles. You can stew them in a sauce with tomatoes, garlic, vinegar, salt, and spices. It's also possible to find canned adobo sauce in the Hispanic foods section of many grocery stores.

PersonU: Are there any other uses for it?

PersonA: It can be used as a condiment or as a marinade for various dishes. It enhances the flavor of meats and can be used as a cooking and serving sauce. Additionally, it is also used in a stew-like presentation of meat prepared in this sauce.

PersonU: Is it easy to preserve?

PersonA: Yes, you can preserve it by freezing or canning it when you're done making it. This allows you to store it for up to a year and enjoy its flavors whenever you want.

role-user:

Given the following conversation between PersonU and PersonA:

###PersonU: I've heard about a test called urinalysis. What is it used for?

PersonA: Urinalysis is a test that evaluates a sample of your urine. It is used to detect and assess a wide range of disorders, such as urinary tract infection, kidney disease, and diabetes. It examines the appearance, concentration, and content of urine.

PersonU: Can it help diagnose bladder cancer?

PersonA: Yes, urinalysis can be used as a screening and diagnostic tool for bladder cancer. One way to test for bladder cancer is to check for blood in the urine, which is called hematuria. This can be done during a urinalysis by examining the urine cells under a special microscope.

PersonU: What other conditions or diseases can be detected through urinalysis?

PersonA: Urinalysis is commonly used to diagnose urinary tract or kidney infections, evaluate causes of kidney failure, screen for the progression of chronic conditions like diabetes mellitus and high blood pressure, and it can be used in combination with other tests to diagnose certain diseases. It is a versatile test that helps detect abnormalities in the urinary tract.

PersonU: Where can I get a urinalysis done?

PersonA: Urinalysis can be performed in various healthcare settings, including doctors' offices, urgent care facilities, laboratories, and hospitals. You can provide a urine sample in a specimen cup, and the sample can be analyzed on-site or sent to a laboratory for testing.

PersonU: How much urine is typically needed for a urinalysis?

PersonA: Usually, only small amounts of urine, ranging from 30 to 60 ml, are required for urinalysis testing. It's a non-invasive and relatively simple test that provides valuable information about your health.###

Modify PersonU's questions to use pronouns or common nouns to refer back to words or phrases in PersonU's previous questions or PersonA's previous responses.

role-assistant:

PersonU: I've heard about a test called urinalysis. What is it used for?

PersonA: Urinalysis is a test that evaluates a sample of your urine. It's used to detect and assess a wide range of disorders, such as urinary tract infection, kidney disease, and diabetes. It examines the appearance, concentration, and content of urine.

PersonU: Can it help diagnose bladder cancer?

PersonA: Yes, urinalysis can be used as a screening and diagnostic tool for bladder cancer. One way to test for bladder cancer is to check for blood in the urine, which is called hematuria. This can be done during a urinalysis by examining the urine cells under a special microscope.

PersonU: What other conditions or diseases can be detected through this test?

PersonA: Urinalysis is commonly used to diagnose urinary tract or kidney infections, evaluate causes of kidney failure, screen for the progression of chronic conditions like diabetes mellitus and high blood pressure, and it can be used in combination with other tests to diagnose certain diseases. It is a versatile test that helps detect abnormalities in the urinary tract.

PersonU: Where can I go to get this test done?

PersonA: Urinalysis can be performed in various healthcare settings, including doctors' offices, urgent care facilities, laboratories, and hospitals. You can provide a urine sample in a specimen cup, and the sample can be analyzed on-site or sent to a laboratory for testing.

PersonU: How much urine is typically needed for the test?

PersonA: Usually, only small amounts of urine, ranging from 30 to 60 ml, are required for urinalysis testing. It's a non-invasive and relatively simple test that provides valuable information about your health.

role-user:

Given the following conversation between PersonU and PersonA:

{multi-turn QA conversation}

Modify PersonU's questions to use pronouns or common nouns to refer back to words or phrases in PersonU's previous questions or PersonA's previous responses.

role-assistant:

C More Details and Results for Retrieval in Conversational QA

C.1 Query Rewriting Prompts for GPT-3.5-Turbo

The in-context few-shot query rewriting prompt we use for GPT-3.5-Turbo is as follows:

You are a helpful, pattern-following assistant.

role-user:

Given the following conversation between PersonU and PersonA:

PersonU: Hello, I would like to know what to do if I do not agree with any decision.

PersonA: disagree with our decision about your monthly income adjustment amounts?

PersonU: no. Where can I find my SHIP contact information?

PersonA: You can find your local SHIP contact information in the back of your

Medicare & You 2020 Handbook online.

PersonU: and how do they calculate the adjustments?

Instead of having this entire conversation, how can PersonU get what he or she is looking for using a single question? Respond with that question.

role-assistant:

How is the calculation for adjustments made by SHIP determined?

role-user:

Given the following conversation between PersonU and PersonA:

PersonU: I need to know how to prepare for college.

PersonA: You should first define your goals and interest and be sure to know the costs and how to plan financially and academically for college.

PersonU: Is there something I can use as a guide to get ready for it?

Instead of having this entire conversation, how can PersonU get what he or she is looking for using a single question? Respond with that question.

role-assistant:

What resources or guides can I use to help me prepare for college?

role-user:

Given the following conversation between PersonU and PersonA:

{Dialogue History + Latest Question}

Instead of having this entire conversation, how can PersonU get what he or she is looking for using a single question? Respond with that question.

role-assistant:

C.2 More Results for Retrieval in Conversational QA

Models	Average		Doc2Dial		QuAC		QReCC		TopiOCQA		INSCIT	
	top-1	top-5	top-1	top-5	top-1	top-5	top-1	top-5	top-5*	top-20*	top-5*	top-20*
Dragon (w/ dialog history)	46.29	73.09	43.33	75.61	56.8	82.86	46.17	81.96	57.68	78.80	27.49	46.22
Dragon + Rewrite (w/ dialog history)	47.57	74.12	44.54	76.98	57.23	83.04	46.45	82.60	60.94	81.74	28.69	46.22
Dragon + Rewrite (w/ single query only)	54.46	80.13	47.60	80.60	47.10	77.15	51.73	85.78	73.07	88.19	52.79	68.92
Dragon + Fine-tune (w/ dialog history)	52.72	80.67	48.94	83.01	52.64	81.95	50.73	87.17	67.86	86.28	43.43	64.94
Dragon + Fine-tune + Rewrite (w/ dialog history)	53.17	80.84	49.30	84.64	55.04	83.23	51.23	87.99	60.50	81.03	49.80	67.33

Table 11: Comprehensive multi-turn retrieval results across five datasets.

In Table 11, we show comprehensive comparisons between fine-tuning and rewriting methods.

Interestingly, we find that compared to only using the rewritten query as input (Dragon + Rewrite (w/ single query only)), giving additional dialog history (Dragon + Rewrite (w/ dialog history))

makes the average scores significantly drop. This is because Dragon is originally pretrained on single-turn queries, it will naturally have better generalization ability when a single-turn rewritten query instead of a multi-turn conversation is provided. And the rewritten query already contains sufficient information from the dialog history.

In addition, we observe that “Dragon + Fine-tune” performs on par with “Dragon + Fine-tune + Rewrite”. In other words, for the multi-turn fine-tuning method, replacing original query with rewritten query as inputs yields comparable results. This is because rewritten query will not provide much additional information for the model since the dialog history has already been provided, and it might even cause negative effects (e.g., results on the TopiOCQA dataset) since it makes the whole conversation input not natural. This once again demonstrates how effective the fine-tuning method is in equipping the model with the capability to comprehend the multi-turn context.

D Details of CHATRAG BENCH

D.1 Data Statistics

Doc2Dial We use the test set of Doc2Dial for the evaluation. It consists of 719 dialogs with 3939 user-agent turns.

QuAC We use the validation set of QuAC for the evaluation since its test set cannot be directly obtained. Its validation set consists of 1000 dialogs with 7354 user-agent turns. Among these 7354 user-agent turns, there are 1486 (around 20.2%) unanswerable questions. For the combined evaluation of answerable and unanswerable questions, we set the ground truth response for the unanswerable question as “Sorry. I cannot find the answer based on the context.”, same as the one we set in our stage-2 tuning. For the fair comparison, we replace the unanswerable responses in the baseline models (i.e., Llama2-SFT/Chat, GPT-3.5-Turbo, GPT-4) with the same sentence (Details can be found in Appendix F).

QReCC We use the test set of QReCC for the evaluation. Its test set includes some dialogue samples source from the QuAC dataset. To avoid overlap with other benchmark datasets, we remove those QuAC-sourced samples, resulting in 2805 user-agent turns.

TopiOCQA We use the validation set of TopiOCQA since its test set is not available yet. Its validation set consists of 205 dialogs with 2514 user-agent turns. Each question has a total of four human-written answers. It has unanswerable cases. However, we do not include this dataset in unanswerable case evaluation because we only find 46 questions with no answer being found, which is not sufficient enough for the unanswerable case evaluation. Given that this dataset use the whole Wikipedia as the retrieval corpus, we leverage its topic information for multi-turn retrieval since we focused more on conversational QA over documents which typically narrow down to a specific topic or domain.

INSCIT We use the validation set of TopiOCQA since its test set is not available yet. Its validation set consists of 86 dialogues with 502 user-agent turns. Each question has an average of 1.9 human-written answers. It has unanswerable response for a few questions. However, we do not include this dataset in unanswerable case evaluation because every question always has at least one answerable response, which means every question is answerable. INSCIT also use the whole Wikipedia as the retrieval corpus. Hence, we also leverage its topic information for multi-turn retrieval for the same reason mentioned in TopiOCQA.

CoQA We use the validation set of CoQA since its test set cannot be directly obtained. Its validation set consists of 500 dialogues with 7983 user-agent turns. Each question has a total of four human-written answers. It has unanswerable cases. However, we do not include this dataset in unanswerable case evaluation for the same reason as in the TopiOCQA dataset. We only find 13 questions with no answer being found, which is not sufficient enough for the unanswerable case evaluation.

DoQA We use the test set of DoQA for the evaluation. Its test set consists of 1200 dialogues with 5394 user-agent turns across Cooking, Travel and Movie domains. Among 5394 user-agent

turns, there are 1479 (around 27.4%) unanswerable questions. We use the same strategy as the one mentioned in QuAC dataset to incorporate unanswerable samples into the evaluation.

ConvFinQA We use the validation set of ConvFinQA since its test set cannot be directly obtained. Its validation set consists of 421 dialogues with 1490 user-agent turns.

SQA We use the test set of SQA for the evaluation. Its test set consists of 1025 dialogues with 3100 user-agent turns.

HybriDial We use the test set of HybriDial for the evaluation. Its test set consists of 243 dialogues with 1111 user-agent turns.

D.2 Details of Incorporating Table as Context

We use the markdown format to process the table in the document (i.e., using “|” to separate each cell in the table). However, as the number of rows in a table increases, it is harder for the model to link the values of cells in the last few rows to their corresponding headers in the table. To address this issue, we append the headers to the corresponding cell values in each row, so as to make it easier for the model to capture the connections between the cells and their respective headers. For example, a original markdown table

```
| Boat | Crew | Nation | Date | Meet | Location |
| M1x | Mahe | FR | 2009 | | Poznan |
| M2- | Hamish | US | 2012 | Olympics | Lucerne |
| M2+ | Igor | DE | 1994 | | Indianapolis |
```

will be converted to

```
| M1x (Boat) | Crew: Mahe | Nation: FR | Date: 2009 | Meet: | Location: Poznan |
| M2- (Boat) | Crew: Hamish | Nation: US | Date: 2012 | Meet: Olympics | Location: Paris |
| M2+ (Boat) | Crew: Igor | Nation: DE | Date: 1994 | Meet: | Location: Indianapolis |
```

We apply this table processing strategy to all tabular datasets.

D.3 Prompts for the Benchmarks

We adopt the prompt format mentioned in §A.2 for benchmarking ChatQA, Llama2-Chat, Llama3-Instruct, GPT-3.5-Turbo, GPT-4, and GPT-4-Turbo. For Llama2-Chat and Llama3-Instruct, we modify the prompt based on their own templates, and we convert the prompt into the chat completion template for OpenAI models. We keep the {Context for Latest Question} the same for all models. We adjust the {Instruction} for the baselines (i.e., Llama2-Chat, GPT-3.5-Turbo and GPT-4) to ensure they do not get sub-optimal results. We use different instructions for test benchmarks with different answer types (e.g., long answer, short answer, arithmetic calculation). The {Instruction} for all models on the benchmarks are as follows:

D.3.1 ChatQA

We keep the {Instruction} consistent between the data blends in stage-2 and test benchmarks based on different answer types.

We use “Please give a full and complete answer for the question.” for DoQA, IN-SCIT, HybriDial, Doc2Dial, QuAC, and QReCC, since these datasets generally have long answers for the questions.

We use “Answer the following question with a short span, or a full and complete answer.” for SQA and TopiOCQA, since these datasets have both short and long answers based on the questions.

We use “Answer the following question with a short span. The answer needs to be just in a few words.” for CoQA, since it generally has short answers for the questions.

We use “Answer the following question with a number from context or the math arithmetic using +, -, *, or /.” for ConvFinQA, since this dataset requires the model to either extract numbers from the context or do arithmetic calculation. We will calculate the number based on the arithmetic formula the model generates and compare it with the gold answer.

D.3.2 Llama2-Chat & Llama3-Instruct

Note that we tried original Llama2-Chat prompt template¹¹, which gives slightly worse results compared to using the one in §A.2. We have tried several {Instruction} for Llama2-Chat. We find the ones below works the best.

We use “Please give an answer in just one sentence.” for DoQA, INSCIT, HybriDial, Doc2Dial, QuAC, and QReCC, since these datasets generally have long answers but within one sentence. We notice that it is important to give Llama2-Chat specific instruction like “one sentence” instead of “full and complete answer” to prevent the model from generating very long answers.

We use “Answer the following question with a short span, or one sentence.” for TopiOCQA, since this dataset has both short and long answers based on the questions, and the long answers are generally within one sentence.

We use “Answer the following questions with one or a list of entities.” for SQA, since the answer for this dataset always consists of one or a list of entities from the context.

We use “Answer the following question with a short span. The answer needs to be just in a few words.” for CoQA, since it generally has short answers for the questions.

We use “Answer the following question with just a number from context or just the math arithmetic using +, -, *, or /.” for ConvFinQA, since this dataset requires the model to either extract numbers from the context or do arithmetic calculation. We extract the arithmetic formula generated by the model and use a calculator to get its final result.

D.3.3 GPT-3.5-Turbo & GPT-4 & GPT-4-Turbo

We have tried several {Instruction} for GPT-3.5-Turbo, GPT-4, and GPT-4-Turbo, we find the ones below works the best.

We use “Please give an answer in just one sentence.” for DoQA, INSCIT, HybriDial, Doc2Dial, QuAC, and QReCC, since these datasets generally have long answers but within one sentence. Similar to Llama2-Chat, we also find OpenAI models tend to generate quite long answers given the instruction of “full and complete answer”. Hence, we make the instruction more specific (i.e., “one sentence”) to prevent the model from generating very long answers.

We use “Answer the following questions in JUST a few words or one sentence.” for TopiOCQA, since this dataset has both short and long answers based on the questions, and the long answers are generally within one sentence.

We use “Answer the following questions with one or a list of entities. Do not give a detailed explanation. Answer needs to be as short as possible.” for SQA. We find that OpenAI models often give detailed explanation for SQA dataset unless specifically instructed not to.

We use “Answer the following question with a short span. The answer needs to be just in a few words.” for CoQA, since it generally has short answers for the questions.

We use “Answer the following questions with just a number from context or just the math arithmetic using +, -, *, or /.” for ConvFinQA, since this dataset requires the model to either extract numbers from the context or do arithmetic calculation. We extract the arithmetic formula generated by the model and use a calculator to get its final result.

¹¹<https://gpus.llm-utils.org/llama-2-prompt-template/>

You will be provided some text paragraphs (**context**), a **dialogue history** (between User and Assistant), a **final question** from User that could be answered based on the given text paragraphs, and two **responses** to the final question. You will be given a human rewritten **reference answer** for the final question. **Note that the reference answer would indicate it when the answer cannot be found.** Note that the dialogue history could be empty.

What you need to do:

1. After reading the text paragraphs (context), the dialog history, the question, and the reference answer, you have to select the response that is more factually correct.
2. If both are equally factually correct, select both. If neither is factually correct, select neither.

==== Attention =====

- > Consider both responses are **Equally Good**, as long as **both of them answer the question**, and do **NOT** have unverifiable or factually incorrect content.
- > Please penalize **verbosity** if the response has some content that are **NOT directly relevant to the question**
- > Please penalize it if some content in the response can **NOT be verifiable**.

Context:
\${context}

Dialogue History:
\${dialogue_history}

Final Question:
\${question}

Reference Answer:
\${reference}

Response1: \${response1}

Response2: \${response2}

Select an option

Response1	1
Response2	2
Both	3
Neither	4

Submit

Figure 3: Human evaluation instructions and the interface for annotators.

E Human Evaluation

We conduct human evaluation across the ten test benchmark datasets. We randomly select 60 samples for each dataset, and each sample is labelled by three annotators, which results in a total of 1800 annotations.

We ask the annotators to verify the facts in models’ outputs and determine which model provides a more accurate response to the question. We use Amazon Mechanical Turk platform to conduct the human evaluation. The details of our human evaluation instructions and the interface shown to annotators are illustrated in Figure 3.

F Unanswerable Case Evaluation

For unanswerable case, we consider the model indicating that the question cannot be answered as correct. For answerable cases, we consider the model not indicating the question is unanswerable as correct (i.e., the model giving an answer). We find that ChatQA always generates “Sorry. I cannot find the answer based on the context” when it finds the question is unanswerable, since we use this sentence as a response for unanswerable questions in the stage-2 tuning. As for Llama2-Chat, GPT-3.5-Turbo, and GPT-4, their outputs for unanswerable questions usually follow some specific patterns. Below, we list the heuristic matching patterns derived from all generated samples in DoQA and QuAC datasets to determine if the model suggests that the question is unanswerable. When we find the generated output contains the pattern listed below, we interpret it as an indication that the question is unanswerable, and we will replace its answer with “Sorry. I cannot find the answer based on the context.” for the F1 evaluation.

cannot find, can’t find, not able to, unable to, does not provide, cannot provide, cannot answer, couldnot answer, can’t answer, couldn’t answer, cannot be found, cannot be determined, do not have, couldn’t find, no information, does not mention, doesn’t mention, not explicitly mentioned, not explicitly explain, can not find, could not find, does not specify, doesn’t provide, doesn’t specify, there is no, not mentioned, don’t have, don’t know, does not include, doesn’t include, does not contain, doesn’t contain, not provided, does not indicate, doesn’t indicate, does not disclose, doesn’t disclose

G Case Study

More examples on ChatQA-1.0-13B, ChatQA-1.0-70B, GPT-3.5-Turbo-0613, and GPT-4-0613 can be found in Table 12. We use **blue** color to highlight the relevant context for the last user question. And we use **green** and **red** color to highlight the correct and incorrect parts in the assistant responses.

Context			Conversation	Assistant Responses
Pos	Rider	Time/Retired	User: what racers are shown?	
1	Loris Capirossi	38:04.730	Assistant: Loris Capirossi, Valentino Rossi,	ChatQA-1.0-13B: Loris Capirossi
2	Valentino Rossi	+0.180	Jeremy McWilliams, Tohru Ukawa, ... ,	
3	Jeremy McWilliams	+0.534	Henk Van De Lagemaat, Maurice Bolwerk,	ChatQA-1.0-70B: +1 Lap
4	Tohru Ukawa	+0.537	Roberto Rolfo, Marcellino Lucchi.	
5	Shinya Nakano	+0.742	User: of those, what times were recorded?	
6	Ralf Waldmann	+7.019	Assistant: 38:04.730, +0.180, +0.534,	GPT-3.5-Turbo-0613: 38:04.730
7	Franco Battaini	+20.889	+0.537, ... , +1:40.635, +1 Lap, Retirement.	
8	Stefano Perugini	+20.891	User: of those times, which were not	GPT-4-0613: 38:04.730
9	Jason Vincent	+21.310	actual times?	
10	Anthony West	+26.816	Assistant:	Ground Truth: +1 Lap
11	Alex Hofmann	+26.933	User: what was the average backlog in 2015?	
...			Assistant: 17400	
23	Arno Vischer	+1:40.635	User: what was it in 2014?	ChatQA-1.0-13B: 17400 + 20300 + 21400
24	Henk Van De Lagemaat	+1 Lap	Assistant: 20300	ChatQA-1.0-70B: 17400 + 20300 + 21400
Ret	Maurice Bolwerk	Retirement	User: what is the sum of those years?	GPT-3.5-Turbo-0613: 9288 + 9202 + 9105
Ret	Andre Romein	Retirement	Assistant: 17400 + 20300	GPT-4-0613: 17400 + 20300 + 21400
Ret	Roberto Rolfo	Retirement	User: what was the average backlog in 2013?	Ground Truth: 17400 + 20300 + 21400
Ret	Marcellino Lucchi	Retirement	Assistant: 21400	
2014 compared to 2013 mst 2019s net sales decreased \$ 305 million, or 3% in 2014 as compared to 2013 ... space systems 2019 operating results included the following (in millions):			User: what is the total sum for all 3 years?	
	net sales	backlog at year-end	Assistant:	
2015	\$ 9105	\$ 17400		
2014	\$ 9202	\$ 20300		
2013	\$ 9288	\$ 21400		
2015 compared to 2014 space systems 2019 net sales in 2015 decreased \$ 97 million, or 1%, compared to 2014. these decreases were partially offset by higher net sales of approximately \$ 235 million for businesses acquired in 2014; and approximately \$ 75 million for the orion program due to increased volume.				
The XVI World Rhythmic Gymnastics Championships were held in Brussels, Belgium, on November 20-22, 1992.			User: What is the XVI World Rhythmic Gymnastics Championships?	ChatQA-1.0-13B: There are 8 Gymnastics participated in the championship.
Rank	Gymnast	Country	Assistant: The XVI World Rhythmic Gymnastics Championships were held in Brussels, Belgium, on November 20-22, 1992	ChatQA-1.0-70B: There are 8 gymnasts* participated in the championship.
1	Oxana Kostina	Russia	User: How many Gymnastics participated this championship?	GPT-3.5-Turbo-0613: There were a total of 8 gymnasts* who participated in this championship.
2	Maria Petrova	Bulgaria	Assistant:	GPT-4-0613: The context does not provide the total number of gymnasts who participated in the XVI World Rhythmic Gymnastics Championships.
3	Diana Popova	Bulgaria		Ground Truth: There are 8 gymnasts participated this championship.
4	Carmen Acedo	Spain		
5	Irina Deleanu	Romania		
6	Ekaterina S.	Ukraine		
7	Viktoriya Yani	Ukraine		
8	Maria Sansaridou	Greece		

*Both models correct the User's typo of "Gymnastics" to "gymnasts"

Context	Conversation	Assistant Responses																																				
<p>The 3000 metres steeplechase or 3000-meter steeplechase is the most common distance for the steeplechase in track and field. It is an obstacle race over the distance of the 3000 metres, which derives its name from the horse racing steeplechase.</p> <table> <tr> <th>Year</th><th>Athlete</th><th>Location</th></tr> <tr> <td>1968</td><td>Jouko Kuha (FIN)</td><td>Stockholm</td></tr> <tr> <td>1969</td><td>Vladimiras Dudinas (URS)</td><td>Kiev</td></tr> <tr> <td>1970</td><td>Kerry O'Brien (AUS)</td><td>Berlin</td></tr> <tr> <td>1971</td><td>Kerry O'Brien (AUS)</td><td>Adelaide</td></tr> <tr> <td>1972</td><td>Anders Gärderud (SWE)</td><td>Helsinki</td></tr> <tr> <td>1973</td><td>Ben Jipcho (KEN)</td><td>Helsinki</td></tr> <tr> <td>1974</td><td>Anders Gärderud (SWE)</td><td>Helsinki</td></tr> <tr> <td>1975</td><td>Anders Gärderud (SWE)</td><td>Stockholm</td></tr> <tr> <td>1976</td><td>Anders Gärderud (SWE)</td><td>Montréal</td></tr> <tr> <td>1977</td><td>Michael Karst (FRG)</td><td>Stockholm</td></tr> <tr> <td>...</td><td></td><td></td></tr> </table>	Year	Athlete	Location	1968	Jouko Kuha (FIN)	Stockholm	1969	Vladimiras Dudinas (URS)	Kiev	1970	Kerry O'Brien (AUS)	Berlin	1971	Kerry O'Brien (AUS)	Adelaide	1972	Anders Gärderud (SWE)	Helsinki	1973	Ben Jipcho (KEN)	Helsinki	1974	Anders Gärderud (SWE)	Helsinki	1975	Anders Gärderud (SWE)	Stockholm	1976	Anders Gärderud (SWE)	Montréal	1977	Michael Karst (FRG)	Stockholm	...			<p>User: Hello, can you tell me about the 3000 metres steeplechase?</p> <p>Assistant: The 3000 metres steeplechase is the most common distance for the steeplechase in track and field that goes over the distance of the 3000 metres, which derives its name from the horse racing steeplechase.</p> <p>User: Can you tell me the men that are part of it?</p> <p>Assistant: Some of the men are Henry Rono and Michael Karst.</p> <p>User: Which locations did Kerry O'Brien ran for?</p> <p>Assistant:</p>	<p>ChatQA-1.0-13B: He ran in Berlin, Adelaide, and Stockholm.</p> <p>ChatQA-1.0-70B: Kerry O'Brien ran in Adelaide and Berlin.</p> <p>GPT-3.5-Turbo-0613: Kerry O'Brien ran in Berlin, Adelaide, and Champaign.</p> <p>GPT-4-0613: Kerry O'Brien ran in Berlin and Adelaide.</p> <p>Ground Truth: He ran for both Berlin and Adelaide.</p>
Year	Athlete	Location																																				
1968	Jouko Kuha (FIN)	Stockholm																																				
1969	Vladimiras Dudinas (URS)	Kiev																																				
1970	Kerry O'Brien (AUS)	Berlin																																				
1971	Kerry O'Brien (AUS)	Adelaide																																				
1972	Anders Gärderud (SWE)	Helsinki																																				
1973	Ben Jipcho (KEN)	Helsinki																																				
1974	Anders Gärderud (SWE)	Helsinki																																				
1975	Anders Gärderud (SWE)	Stockholm																																				
1976	Anders Gärderud (SWE)	Montréal																																				
1977	Michael Karst (FRG)	Stockholm																																				
...																																						
<p>title: Non-EU family member traveling to Schengen countries. source: You can travel visa-free only if you have a "residence" card of a family member of a union citizen" issued under article 10 of the free movement directive (or if you are a citizen of a country whose nationals don't require visas in the Schengen area). A residence card issued by Romania to the spouse of a Romanian citizen is not necessarily an article 10 card. If you do not have an article 10 card, EU countries other than Romania must issue you a visa free of charge and on the basis of an expedited procedure. The grounds for refusal of that visa are strictly limited. These provisions are also dependent on your traveling with or joining your spouse. In case you are not, you'll need a regular Schengen visa. As Relaxed pointed out in a comment, it appears that your concern stems in part from the fact that Romania is not yet a full participant in the Schengen agreement. These rules apply to all EU countries, not just Schengen countries, because they are based on the EU right of freedom of movement.</p>	<p>User: Can I travel from Romania to the Schengen area visa-free?</p> <p>Assistant: You can travel visa-free only if you have a "residence card of a family member of a union citizen" issued under article 10 of the free movement directive</p> <p>User: I have a temporary residence card also, can we travel together visa-free?</p> <p>Assistant: If you do not have an article 10 card, EU countries other than Romania must issue you a visa free of charge and on the basis of an expedited procedure.</p> <p>User: How do I get a article 10 card?</p> <p>Assistant:</p>	<p>ChatQA-1.0-13B: The grounds for refusal of that visa are strictly limited. These provisions are also dependent on your traveling with or joining your spouse. In case you are not, you'll need a regular Schengen visa.</p> <p>ChatQA-1.0-70B: Sorry. I cannot find the answer based on the context.</p> <p>GPT-3.5-Turbo-0613: To obtain an article 10 card, you would need to meet the requirements set out in the free movement directive and apply for it through the appropriate channels in Romania.</p> <p>GPT-4-0613: The text does not provide information on how to obtain an article 10 card.*</p> <p>Ground Truth: Sorry. I cannot find the answer based on the context.</p> <p>*In the evaluation, we will detect this unanswerable pattern and replace it with "Sorry. I cannot find the answer based on the context" to match with the ground truth.</p>																																				
<p>title: Bengal fox. "Vulpes bengalensis" is a relatively small fox with an elongated muzzle, long, pointed ears, and a bushy tail about 50 to 60% of the length of the head and body. Its dorsal pelage is very variable, but mostly grayish and paler ventrally; its legs tend to be brownish or rufous. It is more daintily built than "Vulpes vulpes". The tail is bushy with a prominent black tip which distinguishes it from "V. vulpes". Back of ears are dark brown with black margin. Its rhinarium is naked and the lips are black, with small black hair patches on upper part of muzzle (shaft) in front of eyes.</p> <p>title: Red fox. The red fox is considered a more specialised form of "Vulpes" than the Afghan, corsac and Bengal foxes in the direction of size and adaptation to carnivory; the skull displays far fewer neotenuous traits than in other species ...</p> <p>title: Bengal fox. The ears have the same colour as the nape or maybe darker, but not having a dark patch as in "V. vulpes". Extensive variation in coat colour exists across populations and seasonally within populations, but generally varies from grey to pale brown ...</p>	<p>User: what is red fox?</p> <p>Assistant: It is the largest of the true foxes and one of the most widely distributed members of the order Carnivora.</p> <p>User: where did it originate?</p> <p>Assistant: The species is Eurasian in origin.</p> <p>User: how did it evolve?</p> <p>Assistant: It is considered a more specialised form of "Vulpes" than the Afghan, corsac and Bengal foxes in the direction of size and adaptation to carnivory.</p> <p>User: what is the appearance of this third type of fox?</p> <p>Assistant:</p>	<p>ChatQA-1.0-13B: The ears have the same colour as the nape or maybe darker, but not having a dark patch as in "V. vulpes". Extensive variation in coat colour exists across populations and seasonally within populations, but generally varies from grey to pale brown.</p> <p>ChatQA-1.0-70B: "Vulpes bengalensis" is a relatively small fox with an elongated muzzle, long, pointed ears, and a bushy tail about 50 to 60% of the length of the head and body.</p> <p>GPT-3.5-Turbo-0613: I'm sorry, but I couldn't find any information about a third type of fox in the given context.</p> <p>GPT-4-0613: The context does not provide information on a third type of fox.</p> <p>Ground Truth: It is a relatively small fox with an elongated muzzle, long, pointed ears, and a bushy tail about 50 to 60% of the length of the head and body.</p>																																				

Table 12: Case study for ChatQA-1.0-13B, ChatQA-1.0-70B, GPT-3.5-Turbo, and GPT-4. We use **blue** color to highlight the relevant context for the last user question. And we use **green** and **red** color to highlight the correct and incorrect parts in the assistant responses.

H Human Annotated Conversational QA Data

H.1 Statistics of User-Agent Turns

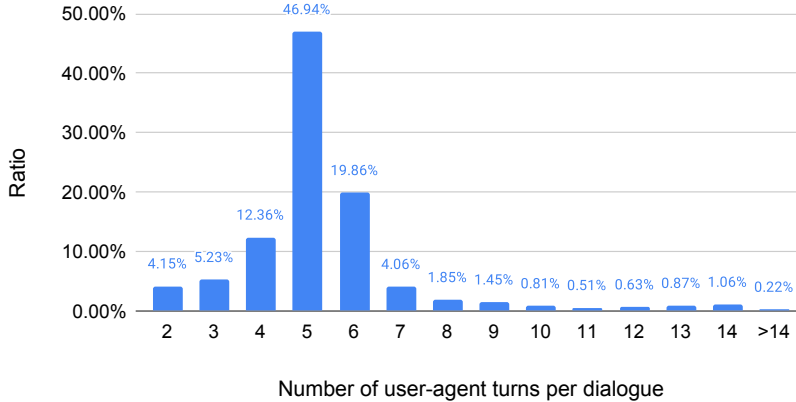


Figure 4: Statistics regarding the number of user-agent turns for each dialogue

Figure 4 illustrates the statistics regarding the number of user-agent turns per dialogue over the 7k human annotated conversational QA data.

H.2 Guidelines for Conversational QA Data Collection

In this section, we demonstrate the guidelines we provide for the conversational QA data collection. We request the annotators to act as both user and agent to construct the conversational QA sample based on the given document, which makes the annotation more efficient. The guidelines consists of three parts: 1) What does conversational QA samples look like; 2) What kinds of conversational QA samples we need; and 3) What we need to annotate.

H.2.1 What does conversational QA samples look like

One conversational QA sample is based on a document that we provide. The user and agent behaviors are as follows:

- User behavior: 1) Ask questions to agent based on the given document; 2) Answer questions from agent when agent wants to clarify something.
- Agent behavior: 1) Answer questions from user based on the document; 2) Ask questions to the user when the user’s question is not clear, or too general/broad.

H.2.2 What kinds of multi-turn QA samples we need

We list the requirements for user’s questions and agent’s responses below.

User’s Questions

- User’s questions can refer to his/her previous (or multiple turns before) question.
- User’s questions can also refer to the previous (or multiple turns before) answer from the agent.
- Try to use pronouns or common nouns to replace the entities mentioned before.
- Try to make the user’s questions diverse. For the same type of questions, try to use different ways to express it in different dialogue annotations.
- Other user question types we need

- Given the answer from agent, ask for extra information (e.g., What else ...; any other ...; is there more ...).
- Switch the topic and starting a new thread in conversation.
- Ask two questions at the same time.

Agent's Response

- Try to make the agent's answer within 1-2 sentences. If the answer has to be long, try to make it concise.
- Try not to directly copy the whole relevant context from the document as the answer. Instead, try to construct the answer by paraphrasing the chosen context.
- Try to come up with a small proportion of cases where agent asks questions to user to clarify something. Specifically, when the user's question is too broad or not clear, the agent needs to narrow down the scope by asking clarification questions to see which specific aspects that the user cares more about.

H.2.3 What we need to annotate

We list what we need to annotate for each conversation below.

- For each document, we need to annotate the user's questions and corresponding agent's responses. The average number of user-agent turns per conversation needs to be around five.
- For each user's question, we need to annotate all the relevant context within the document.

I Results of All Models on CHATRAG BENCH

Models	Avg. w/o HDial	Avg. All	D2D	QuAC	QReCC	CoQA	DoQA	CFQA	SQA	TCQA	HDial	INSCIT
Llama2-SFT-7B*	33.24	34.81	30.26	19.21	37.55	62.75	21.76	34.43	32.18	32.88	48.96	28.16
Llama2-Chat-7B	37.96	38.86	33.27	25.83	46.02	72.28	33.15	36.58	26.14	36.68	47.02	31.67
ChatQA-1.0-7B	46.96	47.71	37.88	29.69	46.97	76.61	41.57	51.61	61.87	45.45	54.51	30.96
GPT-SFT-8B	32.48	34.46	31.03	20.07	37.69	59.24	21.72	15.44	40.06	38.17	52.29	28.86
ChatQA-1.0-8B	48.86	49.36	36.76	33.95	45.54	77.90	44.65	61.68	60.74	47.03	53.81	31.50
Llama2-SFT-13B*	36.08	37.69	30.68	21.59	38.25	69.52	21.70	41.14	37.85	35.26	52.22	28.73
Llama2-Chat-13B	39.29	40.34	34.74	27.89	47.19	72.50	32.60	41.54	25.39	39.25	49.82	32.52
ChatQA-1.0-13B	50.27	50.86	38.05	34.28	48.06	77.23	43.31	65.44	66.41	48.88	56.19	30.79
GPT-SFT-22B*	37.11	38.83	32.98	22.83	39.92	68.19	22.83	30.54	47.01	38.07	54.22	31.66
ChatQA-1.0-22B	53.01	53.53	39.71	36.89	50.47	80.32	44.88	72.08	69.08	48.83	58.20	34.11
Llama2-SFT-70B*	41.85	43.22	34.42	25.65	41.88	73.04	28.21	46.64	58.90	37.20	55.52	30.71
Llama2-Chat-70B	44.64	45.21	36.87	32.47	49.40	80.41	38.97	46.85	37.62	44.31	50.35	34.88
ChatQA-1.0-70B	53.89	54.14	38.90	41.82	48.05	78.57	51.94	73.69	69.14	50.98	56.44	31.90
Llama3-Instruct-8B	46.76	46.70	33.59	33.60	45.70	75.26	37.33	58.05	59.72	44.96	46.20	32.59
Llama3-ChatQA-1.5-8B	53.99	55.17	39.33	39.73	49.03	76.46	49.60	78.46	73.28	49.96	65.76	30.10
Llama3-Instruct-70B	52.95	52.52	37.88	36.96	51.34	76.98	41.24	76.60	69.61	49.72	48.59	36.23
Llama3-ChatQA-1.5-70B	57.14	58.25	41.26	38.82	51.40	78.44	50.76	81.88	83.82	55.63	68.27	32.31
Command R+	51.40	50.93	33.51	34.16	49.77	69.71	40.67	71.21	74.07	53.77	46.70	35.76
GPT-3.5-Turbo-0613	50.69	50.37	34.83	37.17	50.46	79.33	41.11	73.15	60.63	44.30	47.42	35.27
GPT-4-0613	54.35	53.90	34.16	40.29	52.01	77.42	43.39	81.28	79.21	45.09	49.81	36.34
GPT-4-Turbo-2024-04-09	54.72	54.03	35.35	40.10	51.46	77.73	41.60	84.16	79.98	48.32	47.86	33.75

Table 13: Full zero-shot results on CHATRAG BENCH. * SFT denotes that only stage-1 supervised fine-tuning is applied. We add Llama2-13B and our in-house 8B/22B models.

Models	Avg. w/o HDial	Avg. All	D2D	QuAC	QReCC	CoQA	DoQA	CFQA	SQA	TCQA	HDial	INSCIT
Llama3-Instruct-8B	46.76	46.70	33.59	33.60	45.70	75.26	37.33	58.05	59.72	44.96	46.20	32.59
Llama3-Instruct-8B + Stage-2	54.41	55.59	39.18	36.54	49.13	82.43	48.91	77.99	72.59	50.88	66.21	32.04
Llama3-ChatQA-1.5-8B	53.99	55.17	39.33	39.73	49.03	76.46	49.60	78.46	73.28	49.96	65.76	30.10
Llama3-Instruct-70B	52.95	52.52	37.88	36.96	51.34	76.98	41.24	76.60	69.61	49.72	48.59	36.23
Llama3-Instruct-70B + Stage-2	56.80	57.88	40.22	40.58	50.66	76.44	51.48	82.75	80.30	56.21	67.57	32.58
Llama3-ChatQA-1.5-70B	57.14	58.25	41.26	38.82	51.40	78.44	50.76	81.88	83.82	55.63	68.27	32.31

Table 14: Studies on directly applying stage-2 instruction tuning to the powerful Llama3-Instruct models.

In Table 13, we report zero-shot results of all ChatQA models on CHATRAG BENCH. ChatQA models generally give great improvements compared to the corresponding SFT/Chat/Instruct counterparts.

In Table 14, we study the effectiveness of directly applying stage-2 instruction tuning to the powerful Llama3-Instruct models. Llama3-Instruct models can be considered as those that have already finished the Stage-1 SFT training. They use a much larger dataset than the stage-1 training for Llama3-ChatQA-1.5. However, we find that “Llama3-Instruct-8B/70B + Stage-2” performs comparable to Llama3-ChatQA-1.5-8B/70B. This further suggests that the stage-2 instruction tuning plays a key role in improving model’s capability in conversational QA and RAG.