

# Game-theoretic Model Predictive Control for Modelling Competitive Supply Chains<sup>\*</sup>

Sophie Hall<sup>\*</sup> Laura Guerrini<sup>\*</sup> Florian Dörfler<sup>\*</sup>  
Dominic Liao-McPherson<sup>\*\*</sup>

<sup>\*</sup> *Automatic Control Laboratory, ETH Zürich, Switzerland, (e-mail: {shall, laurague, doerfler}@control.ee.ethz.ch).*

<sup>\*\*</sup> *University of British Columbia, Vancouver, Canada, (e-mail: dliaomcp@mech.ubc.ca)*

---

**Abstract:** Supply chains transform raw materials into finished goods and distribute them to end consumers. The vast majority of products we use daily are supplied to us through complex global supply chains. This paper proposes a modelling methodology for dynamic competitive supply chains based on game theory and model predictive control. We model each manufacturer in the supply chain as a rational utility maximizing agent that selects their actions by finding an open-loop generalized Nash equilibrium of a multi-stage game. To react to competitors and the state of the market, every agent re-plans their actions in a receding horizon manner based on estimates of market and supplier parameters thereby creating an approximate closed-loop equilibrium policy. We demonstrate through numerical simulations that this modelling approach is computationally tractable and generates economically interpretable behaviors in a variety of settings such as demand spikes, supply shocks, and information asymmetry.

*Keywords:* Game theory, Model Predictive Control, Supply Chains

---

## 1. INTRODUCTION

Supply chains are complex socio-technical systems that transform raw materials into finished products and deliver these products to consumers. In modern market economies, supply chains are interconnected networks of suppliers, manufacturers, retailers, wholesalers, and consumers, each selfishly seeking to maximize their utility. Modelling and control of supply chains is crucial for tackling a variety of real-world challenges such as disruptions to product availability caused by supply shocks and labour shortages (e.g., due to the pandemic or geopolitical conflicts). Supply chains are challenging to model since they are highly dynamic, subject to a variety of constraints, and comprised of multiple interlinked competitive actors. As a result, supply chains present a unique and challenging setting for control in socio-technical systems.

Control engineering principles have been successfully applied to modelling and control of supply chains in previous works. Typical examples include inventory control, modelling industrial dynamics, and policy design for avoiding the *Bullwhip Effect* (Vassian, 1955; Towill, 1982, 1996), mainly using frequency domain tools. Recent literature capitalizes on advances in optimal control, predominantly model predictive control (MPC), to tackle problems in real-time inventory management and supply chain optimization (Braun et al., 2003; Perea-Lopez et al., 2003; Subramanian et al., 2014), remanufacturing (Li et al.,

2021), and production and marketing decisions (Pekelman, 1974; Levin et al., 2008). A thorough survey can be found in Ivanov et al. (2018); Sarimveis et al. (2008).

The control-oriented works primarily focus on vertically integrated supply chains, where all agents are working toward a common goal, potentially in a decentralized way. However, in reality, there is competition at every stage of the chain starting from resource extraction, through production, wholesaling, distribution, and retail. Game theory is a powerful framework for modelling and analyzing supply chains with multiple agents that have conflicting interests (Cachon and Netessine, 2006). Network equilibrium models conceptualize supply chains as a network of interconnected producers, suppliers, and consumers (Nagurney et al., 2002; Nagurney, 2006; Anderson and Bao, 2010) and solve for (typically Nash) equilibria of network games by solving variational inequalities. These equilibria can be computed for large networks using distributed algorithms (Belgioioso et al., 2022) and are flexible enough to model a wide variety of scenarios, e.g., they have been used to study the impact of waste from electric and electronic equipment disposal regulations (Hammond and Beullens, 2007) and the consequences of labour constraints caused by the Covid-19 pandemic (Nagurney, 2021).

Dynamic game-theory (Başar and Olsder, 1998) has been used to study a variety of scenarios involving dynamic multi-agent competition including optimal pricing and inventory replenishment policies (Netessine et al., 2006; Kirman and Sobel, 1974; Bernstein and Federgruen, 2004), the impacts of technology acquisition (Gaimon, 1989), and capacity investment decisions based on reputational effects (Taylor and Plambeck, 2007). Dynamic games in-

---

<sup>\*</sup> This work is supported by the Swiss National Science Foundation via NCCR Automation (Grant Number 180545) and the Natural Sciences and Engineering Research Council of Canada (Reference Number RGPIN-2023-03257).

volve multi-period decision-making and typically require solving for feedback Nash equilibria (Nash equilibria over policies) which are very challenging to compute, limiting these methods to simple settings to remain analytically tractable. Instead, receding horizon games compute open-loop equilibria and introduce feedback by re-planning at every time step. Thus, harnessing the benefits of a feedback policy while remaining computationally tractable even for complex models with many agents (Hall et al., 2022).

In this paper, we propose a method for modelling dynamic supply chains using receding horizon games. Specifically, we combine multi-period network equilibrium models with model predictive control to numerically construct approximate feedback-equilibrium policies. These policies then serve to form a closed-loop model of the supply chain. This approach is flexible and allows us to consider complex scenarios involving dynamics and delays, constraints, information asymmetry, external forcing, and forecasts that cannot be captured by either network equilibrium or traditional dynamic game theory approaches. We illustrate the efficacy of our method by studying demand and supply shocks, and the impact of information asymmetry. With our methodology we are able to replicate a variety of economically relevant behaviours: (i) we show that dynamic pricing can be used to manage demand and inventory, (ii) we show how dynamic effects propagate through the supply chain, and lastly (iii) that information offers a competitive advantage.

*Notation:* We denote the normal cone operator of a closed convex set  $\Omega \subseteq \mathbb{R}^n$  by  $\mathcal{N}_\Omega : \Omega \rightrightarrows \mathbb{R}^n$ . For two matrices,  $(A, B)$  denotes vertical concatenation. For an index set  $\mathcal{A} = \{1, \dots, M\} \subset \mathbb{Z}$  and a collection of matrices/vectors  $\{A^v\}$  the stacking operator is  $(A^v)_{v \in \mathcal{A}} = (A^1, \dots, A^M)$  and  $A^{-v} = (A^v)_{v \in \mathcal{A} \setminus \{v\}}$  and  $\text{blkdiag}\{A^v\}_{v \in \mathcal{A}}$  denotes the block diagonal matrix with  $A^1, \dots, A^M$  on the main diagonal. For the generalized (i.e., constrained) game

$$\forall v \in \mathcal{V} : \min_{u^v} \{J^v(u^v, u^{-v}) \mid (u^v, u^{-v}) \in \mathcal{C}\}, \quad (1)$$

with cost  $J^v$ , coupling constraint set  $\mathcal{C}$  and where  $\mathcal{V} = \{1, \dots, m\}$ , a vector  $\bar{u} = (\bar{u}^v)_{v \in \mathcal{V}}$  is a Generalized Nash Equilibrium (GNE) of the game (1) if it satisfies

$$J^v(\bar{u}^v, \bar{u}^{-v}) \leq \min_{u^v} \{J^v(u^v, \bar{u}^{-v}) \mid (u^v, \bar{u}^{-v}) \in \mathcal{C}\}, \quad \forall v \in \mathcal{V}.$$

## 2. PROBLEM SETTING

Consider a competitive supply chain consisting of  $n_s > 0$  suppliers  $\mathcal{S} = \{1, \dots, n_s\}$ , and  $n_m > 0$  manufacturers  $\mathcal{M} = \{1, \dots, n_m\}$  serving a common market, as illustrated in Figure 1. The manufacturers transform raw material purchased from the suppliers into a finished product and sell it to consumers in the market. In this paper, we consider a product based on a single raw material.

The demand  $d_t^v$  on day  $t$  for each manufacturers  $v \in \mathcal{M}$  product is assumed elastic and set by the market according to the linear demand model (Choi, 1991)

$$d_t^v = w_t^v - \beta^{vv} p_t^v + \sum_{j \in \mathcal{M} \setminus \{v\}} \beta^{vj} p_t^j, \quad (2)$$

where  $\beta^v = (\beta^{vj})_{j \in \mathcal{M}} \geq 0$  are the coefficients of the demand model,  $p_t^v \geq 0$  is the price chosen by manufacturer  $v \in \mathcal{M}$ , and  $w_t^v$  is the base (or inelastic) demand. We

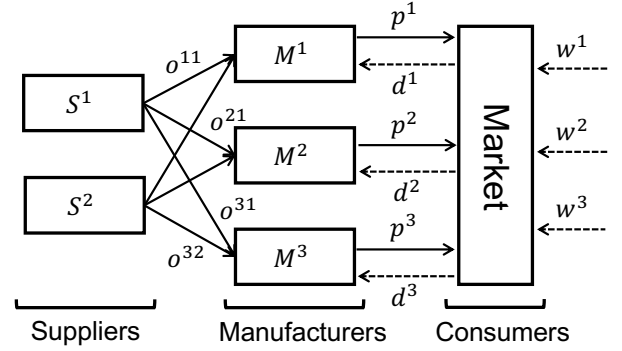


Fig. 1. A supply chain consisting of two upstream suppliers, three manufacturers, and a competitive downstream market.

observe that the demand for manufacturer  $v$ 's product falls when they increase their price  $p^v$  and rises when their competitors increase their prices  $p^{-v}$ .

*Remark 1.* The demand model (2) can be rearranged:

$$d_t^v = w_t^v - \underbrace{\left(\beta^{vv} - \sum_{j \in \mathcal{M} \setminus \{v\}} \beta^{vj}\right)}_{\text{marginal consumer}} p_t^v + \underbrace{\sum_{j \in \mathcal{M} \setminus \{v\}} \beta^{vj} (p_t^j - p_t^i)}_{\text{switching consumer}}$$

for  $\beta^{vj} \rightarrow 0$  we only have marginal consumers, i.e., the product is completely differentiated and not substitutable and for  $(\beta^{vv} - \sum_{j \neq v} \beta^{vj})$  there are only switching consumers, thus the products are substitutable and there is perfect competition (Anderson and Bao, 2010).  $\square$

To meet consumer demand, manufacturer  $v \in \mathcal{M}$  orders  $o_t^{vs}$  units of raw material from supplier  $s \in \mathcal{S}$  and produces

$$O_t^v = \sum_{s \in \mathcal{S}} o_t^{vs} \quad (3)$$

units of product. They maintain an inventory  $\xi_t^v$  of finished product in a warehouse and sell  $d_t^v$  units of product to the common market at a price  $p_t^v$ . Each agent maintains enough inventory on hand to satisfy the demand (this will be enforced as a constraint later) and that both production and shipping are subject to a one day delay. This leads to the inventory balance equation

$$\xi_{t+1}^v = \alpha^v \xi_t^v + O_{t-1}^v - d_{t-1}^v, \quad (4)$$

where  $\alpha^v \in (0, 1]$  is the decay rate of the product ( $\alpha^v = 1$  for non-perishable products) (Schwager and Eitzkorn, 2016) and inventory is subject to the constraints  $0 \leq \xi_t^v \leq \Xi^v$  with maximum inventory  $\Xi^v > 0$ . Inventory models of this type are common in supply chain analysis and control e.g., (Braun et al., 2003; Spiegel et al., 2012).

Each supplier  $s \in \mathcal{S}$  can supply a maximum of  $\bar{O}^s$  units per day, leading to the constraint

$$\sum_{v \in \mathcal{M}} o_t^{vs} \leq \bar{O}^s, \quad (5)$$

and sells raw materials to manufacturer  $v$  at the price

$$\rho^s(o_t^{vs}, o_t^{-vs}) = \rho_0^s + \rho_1^s \sum_{v \in \mathcal{M}} o_t^{vs}. \quad (6)$$

This model of the wholesale price can be understood as an inverse form of the commonly used linear supply-price curve (Schwager and Eitzkorn, 2016). The first term is a constant minimum price set by each supplier where

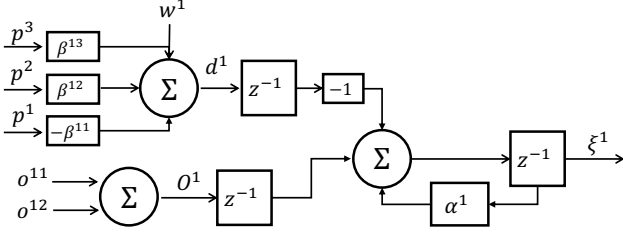


Fig. 2. A block diagram of the inventory dynamics for manufacturer  $M^1$  with  $z$  denoting the forward shift operator.

$\rho_0^s \geq 0$ . The second term introduces a dependency on the aggregate number of orders that can model a variety of commercial strategies from the suppliers. E.g., setting  $\rho_1^s > 0$  indicates the supplier feels they are in a position to raise prices when demand is high while conversely, setting  $\rho_1^s < 0$  indicates the supplier is willing to share reductions in unit costs due to economies of scale.

Inserting (2) and (3) into (4) and augmenting the state by the delay states, we find that the dynamics of each manufacturer are a linear time-invariant (LTI) system of the form

$$x_{t+1}^v = A^v x_t^v + \sum_{j \in \mathcal{M}} B^{vj} u_t^j + D^v w_t^v \quad (7a)$$

where  $x_t^v = (\xi_t^v, O_{t-1}^v, d_{t-1}^v)$  and  $u_t^v = (o_t^{v1}, \dots, o_t^{vns}, p_t^v)$  is the state and control input of manufacturer  $v$  and the base demand  $w_t^v$  is the exogenous input acting as a disturbance. The system matrices are the following

$$A^v = \begin{bmatrix} \alpha^v & 1 & -1 \\ 0 & 0 & 0 \\ 0 & 0 & 0 \end{bmatrix}, \quad B^{vv} = \begin{bmatrix} 0 & \dots & 0 & 0 \\ 1 & \dots & 1 & 0 \\ 0 & \dots & 0 & -\beta^{vv} \end{bmatrix}, \quad D^v = \begin{bmatrix} 0 \\ 0 \\ 1 \end{bmatrix}$$

and  $B^{vj} = \begin{bmatrix} 0 & \dots & 0 & 0 \\ 0 & \dots & 0 & 0 \\ 0 & \dots & 0 & \beta^{vj} \end{bmatrix}$  for  $j \in \mathcal{M} \setminus \{v\}$ . (7b)

The dynamic model of the inventory balance (7) for a single manufacturer  $v$  is summarized in Figure 2. Collecting the inventory dynamics (7), we see that the global supply chain is governed by the following LTI system:

$$x_{t+1} = Ax_t + Bu_t + Dw_t \quad (8a)$$

with

$$A = \text{blkdiag}\{A^v\}_{v \in \mathcal{M}}, \quad B = \begin{bmatrix} B^{11} & \dots & B^{1n_m} \\ \vdots & \ddots & \vdots \\ B^{n_m 1} & \dots & B^{n_m n_m} \end{bmatrix}, \quad (8b)$$

$x_t = (x_t^v)_{v \in \mathcal{M}}$ ,  $u_t = (u_t^v)_{v \in \mathcal{M}}$ ,  $w_t = (w_t^v)_{v \in \mathcal{M}}$ , and  $D = \text{blkdiag}\{D^v\}_{v \in \mathcal{M}}$ .

*Remark 2.* In this paper, we focus on a simple supply chain to illustrate the methodology and simplify interpretation of the results. Single-agent MPC has been applied to more complex multi-product/multi-layer networks see e.g., (Braun et al., 2003; Subramanian et al., 2014). Our approach can be generalized in the same manner.  $\square$

### 3. GAME-THEORETIC MPC-BASED MODELLING

We want to model competitive dynamic supply chains. Therefore, we model each manufacturer as a rational agent seeking to minimize the following stage cost function:

$$\ell^v(x^v, u^v, u^{-v}, w^v) = \underbrace{\gamma^v \cdot (\xi^v - \bar{\xi}^v)^2}_{\text{security stock}} - \underbrace{\left( p^v \cdot d^v(p^v, p^{-v}, w^v) - \sum_{s \in \mathcal{S}} \rho^s(o^{vs}, o^{-vs}) \cdot o^{vs} \right)}_{\text{net cash flow}}. \quad (9)$$

The first term with penalizes deviations from the safety inventory  $\bar{\xi}^v$ , which is a reference term used in inventory control laws (e.g., (Spiegler et al., 2012)) to ensure that it is always possible to fulfill demand where  $\gamma^v > 0$ , and the second term is net cash flow of manufacturer  $v$ .

The manufacturers incorporate the dynamics of the supply chain into their decision-making process by minimizing their incremental cost function over a planning horizon  $N > 0$ . This yields the set of coupled optimal control problems (OCP)  $\mathcal{P}_N(\theta, \mathbf{x}, w) : \text{for all } v \in \mathcal{M}$

$$\min_{x_k^v, u_k^v} \sum_{k=0}^N \ell^v(x_k^v, u_k^v, u_k^{-v}, w_k^v) \quad (10a)$$

$$\text{s.t.} \quad x_{k+1}^v = A^v x_k^v + \sum_{j \in \mathcal{M}} B^{vj} u_k^j + D^v w_k^v, \quad (10b)$$

$$x_0^v = \mathbf{x}^v, \quad (10c)$$

$$x_k^v \in \mathcal{X}^v, \quad u_k^v \in \mathcal{U}^v, \quad (10d)$$

$$(u_k^v, u_k^{-v}) \in \mathcal{C} \quad (10e)$$

where  $\mathbf{x}^v$  is the initial condition,  $\mathcal{U}^v = \{(p^v, o^{vs}) \mid 0 \leq p^v, 0 \leq o^{vs} \forall s \in \mathcal{S}\}$ ,  $\mathcal{X}^v = \{(\xi, O, d) \mid 0 \leq \xi \leq \Xi^v\}$  are the local constraints and

$$\mathcal{C} = \left\{ o^{vs} \mid \sum_{v \in \mathcal{M}} o^{vs} \leq \bar{O}^s \quad \forall s \in \mathcal{S} \right\} \quad (10f)$$

encodes the coupling constraint (5). The parameters of the market, suppliers, and manufacturers are collected in  $\theta = (\rho^s, \bar{O}^s, \beta^v, \alpha^v, \gamma^v, \Xi^v)_{v \in \mathcal{M}, s \in \mathcal{S}}$  and the demand forecasts of each agent over the prediction horizon is  $w^v = (w_k^v)_{k=0}^N$ . Together, the  $n_p$  coupled OCPs  $\mathcal{P}_N$  constitute a game.

In reality, there is information asymmetry (i.e., not all manufacturers have accurate information on the local parameters of others). To model these effects, we assume that each manufacturer is strategic, in the sense that they maintain models of their competitors. Specifically:

- The form of the model is fixed and known and all agents plan over an  $N$  step horizon;
- Each manufacturer maintains estimates of the the parameters of the game  $\hat{\theta}^v$  and demand forecasts for all agents  $\hat{w}^v = (\hat{w}^{vj})_{j \in \mathcal{M}}$  where  $\hat{w}^{vj} = (\hat{w}_k^{vj})_{k=0}^N$  denotes the forecast of agent  $v$  for agent  $j$  over the prediction horizon  $N$ ;
- The state of each agent  $x_t^v$  is measurable (or can be estimated).

To compensate for the finite planning horizon and inaccurate information about other, agents *re-plans* their actions each day. Specifically, they find a Nash equilibrium  $(\bar{u}_k^v, \bar{u}_k^{-v})_{k=0}^N$  of  $\mathcal{P}_N(\hat{\theta}^v, x_t, \hat{w}_t^v)$  based on the measured state  $x_t$ , their parameter estimates  $\hat{\theta}^v$  and their forecast  $\hat{w}_t^v$  of the base demand over the interval  $[t, t+N]$ , and they apply the first element of their planned control sequence  $u_t^v = \bar{u}_0^v(\hat{\theta}^v, x_t, \hat{w}_t^v)$ . For each agent, this re-planning procedure constitutes a model predictive controller where they

use game-theory to model how their competitors will react to their own actions (e.g., if I play  $u_0^v$  it would be rational for my competitors to play  $u_0^{-v}$ ). Similar ideas are used in multi-robot systems e.g., drone racing and autonomous driving (Wang et al., 2021; Spica et al., 2020; Fridovich-Keil et al., 2020) and energy management applications (Hall et al., 2022).

To make this more precise, we write (10) in a compact form by substituting the dynamics (10b) into the cost (10a) and constraints (10d)-(10e). This results in a condensed game of the form  $\forall v \in \mathcal{M}$ :

$$\min_{u^v} J^v(u^v, u^{-v}, \theta, \mathbf{x}, w^v) \quad (11a)$$

$$\text{s.t. } G(\theta)u \leq g(\theta, \mathbf{x}, w) \quad (11b)$$

where  $u^v = (u_k^v)_{k=0}^{N-1}$ ,  $u = (u^v)_{v \in \mathcal{M}}$ ,  $\mathbf{x} = (\mathbf{x}^v)_{v \in \mathcal{M}}$ , and  $w = (w^v)_{k \in \mathcal{M}}$ . The feedback law  $\kappa^v$  is given by

$$u_t^v = \kappa^v(x_t, \hat{\theta}^v, \hat{w}_t^v) = \Psi^v S(x_t, \hat{\theta}^v, \hat{w}_t^v) \quad (12)$$

where  $S(\mathbf{x}, \theta, w) = \{u \mid u \text{ is a v-GNE of (11)}\}$  is the solution map of (11) and  $\Psi^v$  is a matrix selecting  $u_0^v$ .

Our global supply chain model is given by the dynamics of the supply chain (8) in closed-loop with the feedback policies (12). Combining them we arrive at the closed-loop dynamics of the entire supply chain

$$x_{t+1} = Ax_t + B\kappa(x_t, \hat{\theta}, \hat{w}_t) + Dw_t \quad (13)$$

where  $\kappa(x_t, \hat{\theta}, \hat{w}_t) = (\kappa^v(x_t, \hat{\theta}^v, \hat{w}_t^v))_{v \in \mathcal{M}}$ , and the collected parameter estimate and demand forecasts are denoted by  $\hat{w}_t = (\hat{w}_t^v)_{v \in \mathcal{M}}$  and  $\hat{\theta} = (\hat{\theta}^v)_{v \in \mathcal{M}}$  respectively.

Our approach is algorithmic in the sense that we evaluate  $\kappa^v$  by solving for v-GNEs of (11) numerically. Since the cost  $J^v$  is quadratic and convex in  $u^v$  for each agent if  $\rho_1^s \geq 0$ , v-GNEs of the condensed game (11) can be computed by solving an affine variational inequality (AVI) (Facchinei and Kanzow, 2010). Solutions of AVI's are locally unique under mild conditions and a variety of algorithms exist for solving them. In this paper we use an algorithm based on complimentary functions and a non-smooth Newton's method (Liao-McPherson et al., 2018) to solve for the v-GNEs of (11). An important property of v-GNEs is that they "fairly" distribute the cost of enforcing the coupling constraints (11b) (Belgioioso et al., 2022).

*Remark 3.* More details on how we evaluate the feedback law  $\kappa^v$ , including explicit definitions for  $J^v$ ,  $G$ ,  $g$ , and the AVI for (11), along with conditions for uniqueness are included in Appendix A.  $\square$

## 4. NUMERICAL STUDIES

We investigate the behaviour of the dynamic supply chain model in three different settings to demonstrate that our methodology can capture interesting and interpretable competitive behaviours. In this paper, we only investigate scenarios where all manufacturers know the parameters perfectly (so that  $\hat{\theta}^v = \theta$ ) and only consider information asymmetry in the demand forecasts  $\hat{w}^v$ . This can be relaxed in the future by e.g., having the manufacturers estimate each others parameters using game-theoretic inference (Maddux et al., 2023; Le Cleac'h et al., 2021).

The parameter values used in the simulations are listed in Table 1. The prediction horizon is chosen as  $N = 15$  and

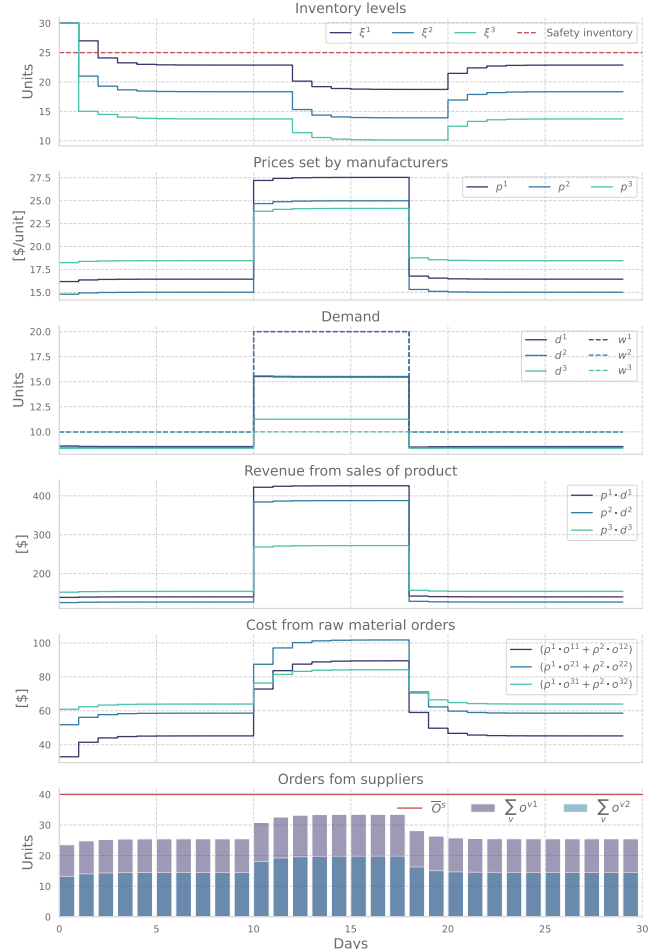


Fig. 3. Sudden spike in base demand  $w_t^v$  by a factor of two for manufacturers  $M^1$  and  $M^2$  for  $t = 10, \dots, 18$ . The manufacturers have no preview of the demand spike.

the safety inventory and inventory limit is set to  $\bar{\xi}^v = 25$  and  $\Xi^v = 50$ ,  $\forall v \in \mathcal{M}$ . The initial condition for all simulations is  $\mathbf{x}^v = [30 \ 0 \ 0]^\top$ ,  $\forall v \in \mathcal{M}$ .

$\alpha^v$	$\beta^v$	$\gamma^v$	$\rho_0^s$	$\rho_1^s$
$\alpha^1 = 0.9$	$\beta^1 = [0.7, 0.3, 0.3]$	$\gamma^1 = 0.1$	$\rho_0^1 = 1$	$\rho_1^1 = 0.1$
$\alpha^2 = 0.7$	$\beta^2 = [0.3, 0.8, 0.3]$	$\gamma^2 = 0.1$	$\rho_0^2 = 1.5$	$\rho_1^2 = 0.15$
$\alpha^3 = 0.5$	$\beta^3 = [0.3, 0.3, 0.6]$	$\gamma^3 = 0.1$		

Table 1. Parameter values for all case studies.

### 4.1 Demand spike

Consider a scenario where base demand suddenly spikes, as e.g., during a pandemic. We simulate the spike by doubling the base demand  $w_t^v$ , for  $v = \{1, 2\}$  for days  $t = 10, \dots, 18$  without giving agents preview. The results are shown in Figure 3, we observe that:

- The manufacturers  $M^1$  and  $M^2$  exploit the demand spike to increase their prices and thus also increase their revenue (second, third, and fourth plot).
- The suppliers also get a share of "the pie" as they can increase their wholesale price  $\rho(o)$  with the increase in orders (bottom blot) and, as expected in a supply chain, the increased demand trickles-down.

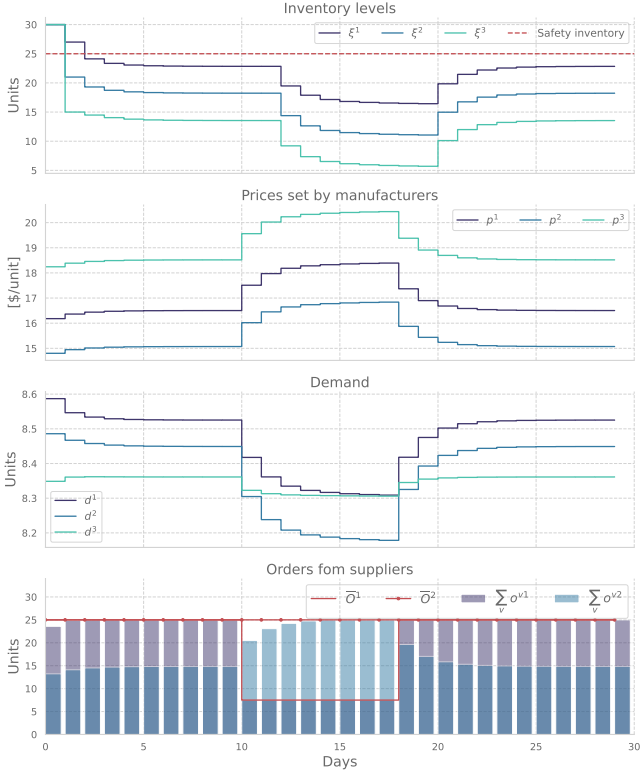


Fig. 4. Sudden drop in supply from the cheaper supplier 1 by 70% between days  $t = 10, \dots, 18$ .

- $M^3$  who does not have a demand spike also increases the prices to compensate for higher raw material cost.  $M^3$  can increase prices without fearing loss of demand as others increased their prices.

Overall, as expected, even other manufacturers without the demand spike benefit economically from the increased consumer base.

#### 4.2 Supply shock

As a second case study, we investigate the global supply chain behaviour in the presence of sudden shortages in supply of input materials. This may occur if e.g., supply routes are disrupted by geopolitical conflicts, labour shortages, or natural disasters such as droughts or flooding.

As in the previous case study, the manufacturers are given no warning of the sudden supply shock. The coupling constraint limit for supplier one  $\bar{O}^1$  is dropped on day 10 by 70%, as displayed in Figure 4. We make the following key observations:

- As manufacturers hit the supply limit  $\bar{O}^1$  for the cheaper supplier 1, they instantly order more from the other available supplier.
- To compensate for the increase in raw material cost, they increase their prices, experiencing a drop in demand as the number of marginal consumers decreases.
- Manufacturers also use prices to control demand (lower it) such that they do not run out of inventory as they can not order enough raw materials to keep up with demand.

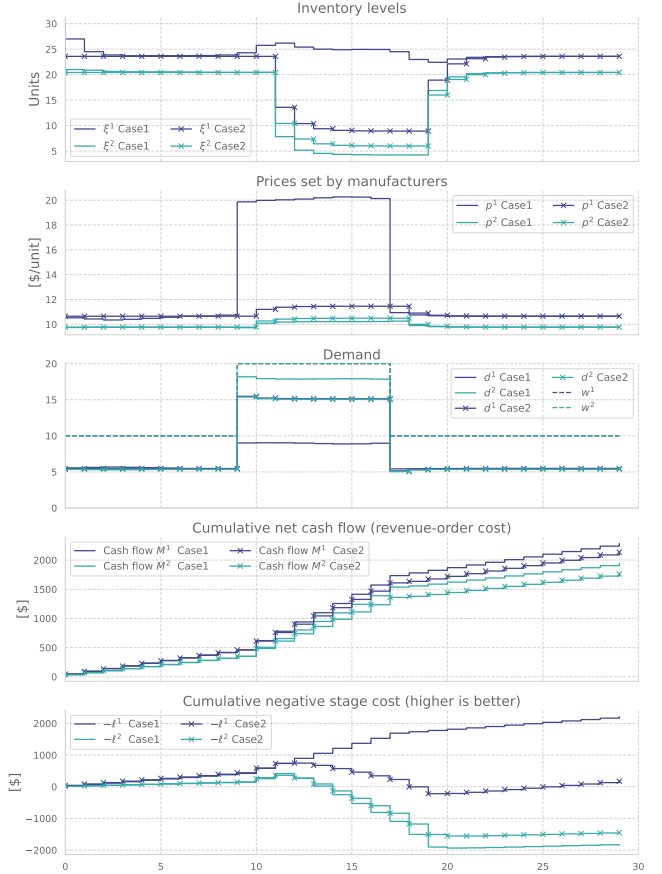


Fig. 5. Information asymmetry: Case 1)  $M^1$  has perfect forecast of the demand spike and  $M^2$  has no forecast; Case 2) None of the manufacturers have forecast.

#### 4.3 Information asymmetry

In the real world, not every manufacturer would have an accurate demand forecast and also does not know what information is available to other manufacturers. We consider the same demand spike as in Subsection 4.1 but for two agents and now investigate what happens when:

- 1)  $M^1$  has perfect forecast of  $w_t$ , and  $M^2$  has no forecast;
- 2)  $M^1$  and  $M^2$  both have no forecast of  $w_t$ .

The results are given in Figure 5 and we observe that:

- $M^1$  exploits the preview they have in case 1 in order to increase the price and therefore the net cash flow.
- $M^1$  uses the price inputs to control their inventory which is cheaper than ordering more.
- $M^2$  suffers more when  $M^1$  has the forecast due to the price-demand coupling between the manufacturers.

Overall, from the stage cost (bottom plot) we notice that  $M^1$  gets a competitive advantage from having preview leading to better inventory control and higher profits.

Summarizing the three case studies we observe the following economically relevant behaviours in our dynamic supply chain model: (i) Agents use prices to control demand and to manage their inventory; (ii) increased demand and profits are passed throughout the supply chain; (iii) information is a major competitive advantage; (iv) agents without information suffer from information asymmetry.

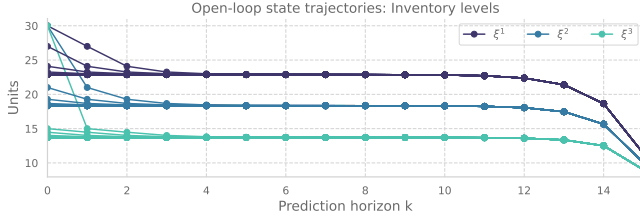


Fig. 6. All open-loop trajectories over the simulation horizon of  $t = 0, \dots, 30$  days exhibit a turnpike effect.

#### 4.4 Turnpike of the open-loop trajectories

Besides the economically relevant behaviours, we also observe interesting system properties of the game-theoretic MPC such as the turnpike property exhibited by the open-loop trajectories, see Figure 6. The turnpike property is a well known phenomena in economic MPC where an optimal trajectory approaches an equilibrium state, stays close to it for a while, and then turns away from it again (Damm et al., 2014). This observation calls for a detailed study of the system properties of receding horizon games in future works.

## 5. CONCLUSION

We present a dynamic supply chain model to study the competition between manufacturers that share raw material suppliers and a common consumer base. The manufacturers compete to maximize their profit by setting prices and managing their inventory levels. We formalized a dynamic supply chain model as a game-theoretic MPC where the approximate equilibrium policies serve as a closed-loop model for the supply chain. We study the behaviour of the supply chain in a variety of scenarios such as demand spikes and supply shocks and demonstrate that economically intuitive behaviours emerge from our model of dynamic supply chain competition. Future work includes: game-theoretic inference for validation and parameter estimation, studying recursive feasibility under information asymmetry, understanding the impact of varying prediction horizons, as well as studying a variety of supply chain scenarios such as the design of market regulations and carbon reduction incentives.

## 6. ACKNOWLEDGEMENTS

We would like to thank Efe Balta and Giuseppe Belgioioso for their support in the early conception of the idea and their support throughout the project.

### Appendix A

Variational GNE's of the condensed game (11) can be found by solving the following AVI (we have suppressed all dependencies on  $\hat{\theta}^v$  for notational simplicity):

$$\begin{bmatrix} H & G^T \\ -G & 0 \end{bmatrix} \begin{bmatrix} u \\ \lambda \end{bmatrix} + \begin{bmatrix} f(\mathbf{x}) \\ g(\mathbf{x}) \end{bmatrix} + \begin{bmatrix} \{0\} \\ \mathcal{N}_\Lambda(\lambda) \end{bmatrix} \ni 0 \quad (\text{A.1a})$$

where  $\mathcal{N}_\Lambda$  is the normal cone mapping of the set  $\Lambda = \{\lambda \mid \lambda \geq 0\}$  and

$$Hu + f(\mathbf{x}) = (\nabla_{u^v} J^v(u^v, u^{-v}, \hat{\theta}^v, \mathbf{x}))_{v \in \mathcal{M}} \quad (\text{A.1b})$$

is the pseudo-gradient map. The AVI (A.1) is of the same form as the KKT conditions for a quadratic program

and can be readily solved using the algorithm in (Liao-McPherson et al., 2018) with some small modifications to account for the asymmetry of  $H$ . Solutions of AVI's are locally unique under mild conditions<sup>1</sup>.

The objects  $H$  and  $f$  can be constructed as follows:

$$H = H_1 + H_2$$

$$H_1 = \begin{bmatrix} 2R^{11} & \dots & R^{1n_m} \\ \vdots & \ddots & \vdots \\ R^{n_m 1} & \dots & 2R^{n_m n_m} \end{bmatrix},$$

$$R^{vv} = I_N \otimes \begin{bmatrix} \text{blkdiag}(\rho_1^s) & 0 \\ 0 & \beta^{vv} \end{bmatrix}, R^{vj} = I_N \otimes \begin{bmatrix} \text{blkdiag}(\rho_1^s) & 0 \\ 0 & -\beta^{vj} \end{bmatrix},$$

and

$$H_2 = \begin{bmatrix} 2(\tilde{B}^{11})^\top Q^1 \tilde{B}^{11} & \dots & (\tilde{B}^{11})^\top Q^1 \tilde{B}^{1n_m} \\ \vdots & \ddots & \vdots \\ (\tilde{B}^{n_m 1})^\top Q^{n_m} \tilde{B}^{n_m 1} & \dots & 2(\tilde{B}^{n_m 1})^\top Q^{n_m} \tilde{B}^{n_m n_m} \end{bmatrix},$$

$$Q^v = I_N \otimes \begin{bmatrix} \gamma^v & 0 & 0 \\ 0 & 0 & 0 \\ 0 & 0 & 0 \end{bmatrix}$$

and further

$$f^v(\mathbf{x}^v) = (r^v + (\tilde{B}^{vv})^\top Q^v (\tilde{A}^v \mathbf{x}^v + \tilde{D}^v w^v) + (\tilde{B}^{vv})^\top q^v)$$

with

$$r^v = (r_k^v)_{k=0}^{N-1}, r_k^v = [\rho_{0,k}^\top \ -w_k^v]^\top, q^v = \mathbf{1}_N \otimes [(-2\gamma^v \bar{\xi}^v) \ 0 \ 0]^\top$$

where  $f(\mathbf{x}) = (f^v(\mathbf{x}^v))_{v \in \mathcal{M}}$  and  $\tilde{A}^v, \tilde{B}^{vv}, \tilde{B}^{vj}$  and  $\tilde{D}^v$  are the  $N$  step free-response, forced response and disturbance response matrices respectively of the LTI system (7) of agent  $v$ . Same as in (2),  $w^v$  is the base demand of agent  $v$ .

The constraint are encoded in  $G$  and  $g$  which can be constructed as follows:

$$G = \begin{bmatrix} G_1 \\ G_2 \tilde{B} \\ G_3 \end{bmatrix}, \quad g(\mathbf{x}) = \begin{bmatrix} g_1 \\ g_2 - G_2 (\tilde{A} \mathbf{x} + \tilde{D} w) \\ g_3 \end{bmatrix}$$

with

$$G_1 = I_{N \cdot n_m} \otimes \begin{bmatrix} -I_{n_s} & 0 \\ 0_{n_s} & -1 \end{bmatrix}, \quad g_1 = \mathbf{1}_{N \cdot n_m} \otimes \begin{bmatrix} 0_{n_s} \\ 0 \end{bmatrix},$$

$$G_2 = I_{N \cdot n_m} \otimes \begin{bmatrix} 1 & 0 & 0 \\ -1 & 0 & 0 \end{bmatrix}, \quad g_2 = (g_2^v)_{v \in \mathcal{M}}, \quad g_2^v = \mathbf{1}_N \otimes \begin{bmatrix} \Xi^v \\ 0 \end{bmatrix},$$

$$G_3 = \mathbf{1}_{n_m}^\top \otimes (I_N \otimes [I_{n_s} \ 0_{n_s}]), \quad g_3 = \mathbf{1}_N \otimes [\bar{O}^1, \bar{O}^2]^\top,$$

where  $\tilde{A}^v = \text{blkdiag}\{\tilde{A}^v\}_{v \in \mathcal{M}}$ ,  $\tilde{D}^v = \text{blkdiag}\{\tilde{D}^v\}_{v \in \mathcal{M}}$  and

$$\tilde{B} = \begin{bmatrix} \tilde{B}^{11} & \dots & \tilde{B}^{1n_m} \\ \vdots & \ddots & \vdots \\ \tilde{B}^{n_m 1} & \dots & \tilde{B}^{n_m n_m} \end{bmatrix}.$$

## REFERENCES

- Anderson, E.J. and Bao, Y. (2010). Price competition with integrated and decentralized supply chains. *European journal of Operational research*, 200(1), 227–234.
- Başar, T. and Olsder, G.J. (1998). *Dynamic noncooperative game theory*. SIAM.
- Belgioioso, G., Yi, P., Grammatico, S., and Pavel, L. (2022). Distributed generalized nash equilibrium seeking: An operator-theoretic perspective. *IEEE Control Systems Magazine*, 42(4), 87–102.
- Bernstein, F. and Federguen, A. (2004). Dynamic inventory and pricing models for competing retailers. *Naval Research Logistics (NRL)*, 51(2), 258–274.

<sup>1</sup> Let  $(\bar{u}, \bar{\lambda})$  satisfy (A.1) and  $\mathcal{A} = \{i \mid G_i \bar{u} = g_i(\bar{x})\}$  denote the active constraints at  $\bar{u}$ . Then if  $y^T H y > 0$  for all  $y \in \{u \mid G_i u = 0, i \in \mathcal{A}\}$  and  $\text{rank}((G_i)_{i \in \mathcal{A}}) = |\mathcal{A}|$  then  $(\bar{u}, \bar{\lambda})$  is a locally unique v-GNE of (11) (Dontchev et al., 2009, Theorem 2E.6).

- Braun, M.W., Rivera, D.E., Flores, M., Carlyle, W.M., and Kempf, K.G. (2003). A model predictive control framework for robust management of multi-product, multi-echelon demand networks. *Annual Reviews in Control*, 27(2), 229–245.
- Cachon, G.P. and Netessine, S. (2006). Game theory in supply chain analysis. *Models, methods, and applications for innovative decision making*, 200–233.
- Choi, S.C. (1991). Price competition in a channel structure with a common retailer. *Marketing science*, 10(4), 271–296.
- Damm, T., Grüne, L., Stieler, M., and Worthmann, K. (2014). An Exponential Turnpike Theorem for Dissipative Discrete Time Optimal Control Problems. *SIAM Journal on Control and Optimization*, 52(3), 1935–1957.
- Dontchev, A.L., Rockafellar, R.T., and Rockafellar, R.T. (2009). *Implicit functions and solution mappings: A view from variational analysis*, volume 616. Springer.
- Facchinei, F. and Kanzow, C. (2010). Generalized nash equilibrium problems. *Annals of Operations Research*, 175(1), 177–211.
- Fridovich-Keil, D., Ratner, E., Peters, L., Dragan, A.D., and Tomlin, C.J. (2020). Efficient iterative linear-quadratic approximations for nonlinear multi-player general-sum differential games. In *2020 IEEE international conference on robotics and automation (ICRA)*, 1475–1481. IEEE.
- Gaimon, C. (1989). Dynamic game results of the acquisition of new technology. *Operations Research*, 37(3), 410–425.
- Hall, S., Belgioioso, G., Liao-McPherson, D., and Dorfler, F. (2022). Receding horizon games with coupling constraints for demand-side management. In *2022 IEEE 61st Conference on Decision and Control (CDC)*, 3795–3800.
- Hammond, D. and Beullens, P. (2007). Closed-loop supply chain network equilibrium under legislation. *European journal of operational research*, 183(2), 895–908.
- Ivanov, D., Sethi, S., Dolgui, A., and Sokolov, B. (2018). A survey on control theory applications to operational systems, supply chain management, and industry 4.0. *Annual Reviews in Control*, 46, 134–147.
- Kirman, A.P. and Sobel, M.J. (1974). Dynamic oligopoly with inventories. *Econometrica: Journal of the Econometric Society*, 279–287.
- Le Cleac’h, S., Schwager, M., and Manchester, Z. (2021). Lucidgames: Online unscented inverse dynamic games for adaptive trajectory prediction and planning. *IEEE Robotics and Automation Letters*, 6(3), 5485–5492.
- Levin, Y., McGill, J., and Nediak, M. (2008). Risk in revenue management and dynamic pricing. *Operations Research*, 56(2), 326–343.
- Li, X., Li, N., Kolmanovsky, I., and Epureanu, B.I. (2021). Stochastic model predictive control for remanufacturing system management. *Journal of Manufacturing Systems*, 59, 355–366.
- Liao-McPherson, D., Huang, M., and Kolmanovsky, I. (2018). A regularized and smoothed fisher–burmeister method for quadratic programming with applications to model predictive control. *IEEE Transactions on Automatic Control*, 64(7), 2937–2944.
- Maddux, A.M., Pagan, N., Belgioioso, G., and Dörfler, F. (2023). Data-driven behaviour estimation in parametric games. *IFAC-PapersOnLine*, 56(2), 9330–9335.
- Nagurney, A. (2006). *Supply chain network economics: dynamics of prices, flows and profits*. Edward Elgar Publishing.
- Nagurney, A. (2021). Supply chain game theory network modeling under labor constraints: Applications to the covid-19 pandemic. *European journal of operational research*, 293(3), 880–891.
- Nagurney, A., Dong, J., and Zhang, D. (2002). A supply chain network equilibrium model. *Transportation Research Part E: Logistics and Transportation Review*, 38(5), 281–303.
- Netessine, S., Rudi, N., and Wang, Y. (2006). Inventory competition and incentives to back-order. *IIE Transactions*, 38(11), 883–902.
- Pekelman, D. (1974). Simultaneous price-production decisions. *Operations Research*, 22(4), 788–794.
- Perea-Lopez, E., Ydstie, B.E., and Grossmann, I.E. (2003). A model predictive control strategy for supply chain optimization. *Computers & Chemical Engineering*, 27(8-9), 1201–1218.
- Sarimveis, H., Patrinos, P., Tarantilis, C.D., and Kiranoudis, C.T. (2008). Dynamic modeling and control of supply chain systems: A review. *Computers & operations research*, 35(11), 3530–3561.
- Schwager, J. and Etkorn, M. (2016). *Supply-Demand Analysis: Basic Economic Theory*, chapter 22, 359–371. John Wiley & Sons, Ltd.
- Spica, R., Cristofalo, E., Wang, Z., Montijano, E., and Schwager, M. (2020). A real-time game theoretic planner for autonomous two-player drone racing. *IEEE Transactions on Robotics*, 36(5), 1389–1403.
- Spiegler, V.L., Naim, M.M., and Wikner, J. (2012). A control engineering approach to the assessment of supply chain resilience. *International journal of production research*, 50(21), 6162–6187.
- Subramanian, K., Rawlings, J.B., and Maravelias, C.T. (2014). Economic model predictive control for inventory management in supply chains. *Computers & Chemical Engineering*, 64, 71–80.
- Taylor, T.A. and Plambeck, E.L. (2007). Supply chain relationships and contracts: The impact of repeated interaction on capacity investment and procurement. *Management science*, 53(10), 1577–1593.
- Towill, D.R. (1982). Dynamic analysis of an inventory and order based production control system. *The international journal of production research*, 20(6), 671–687.
- Towill, D.R. (1996). Industrial dynamics modelling of supply chains. *International Journal of Physical distribution & logistics management*, 26(2), 23–42.
- Vassian, H.J. (1955). Application of discrete variable servo theory to inventory control. *Journal of the Operations Research society of America*, 3(3), 272–282.
- Wang, M., Wang, Z., Talbot, J., Gerdes, J.C., and Schwager, M. (2021). Game-theoretic planning for self-driving cars in multivehicle competitive scenarios. *IEEE Transactions on Robotics*, 37(4), 1313–1325.